



**HAL**  
open science

# The First Law of Mechanics in General Relativity & Isochrone Orbits in Newtonian Gravity

Paul Ramond

► **To cite this version:**

Paul Ramond. The First Law of Mechanics in General Relativity & Isochrone Orbits in Newtonian Gravity. Physics [physics]. Université de Paris, 2021. English. NNT: . tel-03409635

**HAL Id: tel-03409635**

**<https://hal.science/tel-03409635>**

Submitted on 29 Oct 2021

**HAL** is a multi-disciplinary open access archive for the deposit and dissemination of scientific research documents, whether they are published or not. The documents may come from teaching and research institutions in France or abroad, or from public or private research centers.

L'archive ouverte pluridisciplinaire **HAL**, est destinée au dépôt et à la diffusion de documents scientifiques de niveau recherche, publiés ou non, émanant des établissements d'enseignement et de recherche français ou étrangers, des laboratoires publics ou privés.



**Thèse de Doctorat de l'Université de Paris**  
École Doctorale 127 – Astronomie et Astrophysique d'Île-de-France  
Spécialité: Astronomie et Astrophysique

---

◇

**The First Law of Mechanics  
in General Relativity**

&

**Isochrone Orbits  
in Newtonian Gravity**

---

◇

Présentée par

**M. Paul RAMOND**


Pour obtenir le grade de

**Docteur de l'Université de Paris**

Soutenue le 24/09/2021, devant un jury composé de

Pr. Mathieu LANGER	(Président)	Université Paris-Saclay
Dr. Adam POUND	(Rapporteur)	Southampton University
Pr. Jacques FEJOZ	(Rapporteur)	Université Paris Dauphine - PSL
Dr. Tanja HINDERER	(Examinatrice)	Utrecht University
Pr. Nathalie DERUELLE	(Examinatrice)	Université de Paris
Dr. Luc BLANCHET	(Examineur)	Institut d'Astrophysique de Paris
Pr. Jérôme PEREZ	(Directeur)	Institut Polytechnique de Paris
Dr. Alexandre LE TIEC	(Directeur)	Observatoire de Paris





*À la mémoire de Renaud Parentani, le premier à m'avoir initié à la Relativité Générale ; et à celle de Claude Aslangul, qui m'a tellement appris sans même le savoir, et avec qui j'aurais encore voulu tant discuter.*



« Mais on devient pas Chef parce qu'on le mérite, andouille ! On devient Chef par un concours de circonstances... et on le mérite après ! Il m'a peut-être fallu dix ans pour le mériter, mon grade, moi ! Si c'est pas vingt ! Tous les jours, j'ai travaillé pour pas nager dans mon uniforme ! Il y a pas trente-six solutions, Arturus : fais semblant. Fais semblant d'être Dux, fais semblant de mériter ta place, fais semblant d'être un grand Chef de Guerre. Si tu fais bien semblant, un jour, tu verras, t'auras plus besoin. »

**CÆSAR IMPERATOR** à ARTURUS,  
*Kaamelott, Livre VI*  
(2009)



« Ce n'est que par la science et par l'art que valent les civilisations. On s'est étonné de cette formule : la science pour la science, et pourtant cela vaut bien la vie pour la vie, si la vie n'est que misère ; et même le bonheur pour le bonheur, si l'on ne croit pas que tous les plaisirs sont de même qualité, si l'on ne veut pas admettre que le but de la civilisation soit de fournir de l'alcool aux gens qui aiment à boire... Toute action doit avoir un but. Nous devons souffrir, nous devons travailler, nous devons payer notre place au spectacle, mais c'est pour voir, ou tout au moins pour que d'autres voient un jour. »

**HENRI POINCARÉ,**  
*la Valeur de la Science*  
(1905)



# Acknowledgments

Tout comme la recherche, la rédaction d'une thèse est un sport collectif ! Après ces trois années, impossible de faire une liste exhaustive de toutes les personnes que j'aimerais remercier. Je me lance, en espérant que toute omission me sera pardonnée.



Premièrement, je veux remercier mes directeurs de thèse. Chacun à leur façon, il m'ont soutenu dans tous mes projets, sans jamais oublier de les critiquer, et ont veillé à ce que débrouillardise et entraide soient les maîtres mots de nos échanges.

à **Jérôme** : merci de m'avoir transmis, sans condition aucune, tes savoirs. Si j'avais su que la porte de ton bureau donnait en fait directement sur la BNF, j'aurais signé plus tôt ! Même si, comme tu me l'as enseigné, la confiance n'exclut pas le contrôle, la sensation d'être tantôt le maître, tantôt l'élève, lors de nos innombrables discussions fût un privilège et une source inépuisable d'encouragements. L'une des plus belles aventures de cette thèse a été de voyager au pays accidenté (et trop peu fréquenté) de l'Isochronie, où *tout est joli*. Merci aussi pour ta pédagogie exemplaire, merci d'avoir fermé les yeux sur mes caprices typographiques, et merci d'avoir adopté le *raclement de soupière* comme activité principale à mes côtés. Un jour viendra où il nous faudra aller nous repentir sur la Lune, en lévitant dans des bulles de rhéolite à 2 bars. D'ici là, je suis certain que de jolis projets nous attendent, et il me tarde de les commencer.

à **Alexandre** : merci de m'avoir accueilli dans ton bureau, une après-midi pluvieuse de novembre 2016 à Meudon, alors que j'étais un étudiant en biophysique voulant faire de la relativité générale. Merci de m'avoir appris à manier la plume-à-calculs et de t'être assuré qu'ils ne soient pas trop quantiques (ces fichus calculs qui ne donnent jamais le même résultat !). Mais surtout, merci de m'avoir guidé sur cette étroite crête qui sépare les deux versants de la recherche, dans lesquels tu m'as aussi appris à ne jamais tomber, ou, du moins, jamais assez bas pour que je ne puisse m'en extirper. Et puis, merci de m'avoir initié à d'autres grands (et chauds) problèmes que celui de la mécanique relativiste. J'espère que nous continuerons à écrire des *beaux* papiers ensemble, avec comme ligne éditoriale principale une belle typographie et de n'être guidé que par *La Géométrie*.



J'adresse aussi un grand remerciement à **Jérôme Novak**, sans qui rien de tout ceci n'aurait été possible. Au début comme à la fin, tu as continué à me guider, et, pour être honnête, j'ai souvent eu l'impression et la chance d'avoir, pendant trois ans, trois directeurs de thèse !

Ensuite, je suis extrêmement reconnaissant envers **Jacques Féjoz**, and extremely grateful to **Adam Pound**, d'avoir accepté le rôle de rapporteur pour mon manuscrit, and spending their valuable time reading and evaluating the manuscript. Un grand merci to both of you. Je veux aussi remercier les examinateurs, qui ont bien voulu prendre de leur temps pour venir assister à la soutenance. To **Nathalie Deruelle**, **Luc Blanchet**, **Mathieu Langer** and **Tanja Hinderer**: it is a true honor to have such a jury for such a special day. Thank you very much to each and everyone of you.

Je remercie les membres de l'école doctorale 127, en particulier **Jérôme Rodriguez** et **Thierry Fourchet**, pour leur aide, leur soutien et leur disponibilité.

J'aimerais aussi dire ma reconnaissance à **Philippe Robutel** et **Jean-Michel Alimi** d'avoir accepté de faire partie de mon comité de thèse durant trois ans. Bien que nos rencontres aient été rares et à distance, elles furent d'une importance capitale pour me (re-)mettre sur le droit chemin et/ou s'assurer de ma santé mentale pendant une thèse en pleine pandémie. Un grand merci à vous deux.

Je remercie aussi, pêle-mêle et sans ordre particulier : **Éricourgouhlon**, pour de nombreuses discussions, ainsi que toutes ses notes de cours d'une qualité inestimable ; **Alain Albouy** pour nos échanges isochrones, **Jean-Yves Welshinger** pour un échange sur les invariants Euclidiens ; **Jess McIver** and **David Shoemaker** for helpful and fascinating discussions about gravitational wave detection ; **Sam Upton** for guiding me through the self-force literature ; **Guy Bertrand** pour son aide au sujet de la mystérieuse carte Vulcain ; **Lars Madsen** for making and keeping up-to-date this wonderful memoir LaTeX package ; Abraham Harte for providing many details on the beautiful theory of generalized Killing fields ; and all **CAPRA attendees** (and EMRI aficionados) for tips, discussions, and, overall, the warm welcome into the CAPRA community.

Enfin, j'aimerais remercier mes collègues **ROCKeurs** et **LUTHier**, celles et ceux déjà cités ci-dessus et aussi **Micaela** et **Philippe**. Les **thesards du LUTH** ont été d'un grand soutien et je les remercie pour ces années d'échanges. Je pense évidemment à **Karim**, dont la ligne d'univers est à proximité de la mienne depuis un bon bout de temps maintenant, mais aussi à **Aurélien** (bon vent, professeur!) et à **Jordan**. Plus généralement, je tiens à remercier tout le **personnel de l'Observatoire de Paris** (site de Meudon, Paris et Nancay) et celui de l'**ENSTA Paris**.

Même s'il marque le commencement dans la vie professionnelle, le doctorat est aussi l'aboutissement de longues années d'études et d'apprentissage, durant lesquelles de nombreux professeurs et enseignants m'ont marqué. Je remercie tout

particulièrement, **Ms Coutant** et **Ferry**, et aussi **Mmes Roussange** et **Sébert**. Je veux aussi remercier du fond du cœur (et de l'esprit) mes professeurs puis collègues **Gentiane**, **Alain** et **Armelle**. Merci, non seulement, pour ces inoubliables années de PCSI-PC, mais aussi pour votre confiance pendant les années qui ont suivi, pour les conférences, les forums, les colles, et bien d'autres projets. Je suis fier d'être aujourd'hui dos au tableau, et de transmettre là où j'ai tant appris. Je remercie enfin tous les étudiants qui sont passés et restés après les cours, dans ma classe ou mon bureau, en amphi ou en salle de TP, des parcs parisiens aux immeubles de banlieue, de l'ENSTA aux Mines, d'Orsay à Compiègne, et dans mille autres lieux.

De nos jours, il faut le reconnaître, les connaissances qu'accumule un physicien en devenir ne se font plus uniquement par le biais des enseignants. Aussi, une quantité non-négligeable d'idées, d'inspiration, de solutions, et de découvertes se sont faites, non pas dans un amphi ou dans les livres, mais par le biais d'internet. Je souhaite donc remercier de loin, et rendre hommage à tous ces vulgarisateurs, blogueurs, conférenciers, vidéastes et autres créateurs de contenu, qui font un métier remarquable et difficile. En vrac, merci à David Louapre, Bruce Benamran, Rodolphe Meyer, Léo Grasset, Julien Bobroff, Christophe Michel, Thibault Fiolet, Gilles Mitteau, Nicolas Martin, Tristan Kamin, Patrick Baud, Kako Naït Ali, Tania Louis, Pierre Henriquet, et bien d'autres de la communauté francophone. I also thank Bob Clagett, Philipp Dettmer, Brady Haran, Mark Rober, Michael Stevens, Adam Neely, Ben Orlin, Steve Mould, Derk Muller, Shane Wighton, Destin Sandlin, Matt Parker, Burkard Polster, Henry Reich, Grant Sanderson, Colin Furze, and many others. J'ai espoir qu'un jour le travail produit par ces créateurs sera reconnu à sa juste valeur. Si la pandémie de CoviD-19 n'a que peu affecté, miraculeusement, mon travail pendant la thèse, elle (m')a révélé une faille dans les rapports entre Sciences et Société ; faille qui ne sera comblée qu'avec l'encouragement de ces nouveaux et talentueux esprits, dont la liste ci-dessus n'est qu'un mince échantillon.

Tous ceux qui me côtoient savent que, dans la vie, ce qui compte (pour moi) c'est la *Musique* et la *Famille*. Dans cette phrase, sujette à interprétation, la Musique est à entendre dans un sens large, proche de celui que les Grecs lui donnait. Elle s'apparente à l'Harmonie du monde, sa cohérence se matérialisant, entre autres, dans la Science. Ainsi, faire de la physique, ou des mathématiques, s'apparente (de mon point de vue) à de la composition, ou à un processus de création, suivant un ensemble de règles. J'ai remercié, ci-dessus, ceux qui m'ont appris à composer. Il s'agit maintenant de remercier l'autre part essentielle, la *Famille* ; elle aussi, avec un grand *F*. Je veux non pas parler de celle avec laquelle on naît, mais celle que l'on se fait, au fur et à mesure de nos *compositions*. À nouveau, sans ordre particulier, mais avec une maladresse avouée :

À **John**, qui pourrait tout aussi bien être mon grand frère, pour son intérêt désintéressé dans mon travail et son humour (presque) aussi aiguisé que le mien<sup>1</sup> ; à **Victor** pour nos belles et longues années d'amitié entrecoupées de badminton, de conférences quantiques et de littérature Covid-ique ; à **Mymy**, pour son indéfectible

---

<sup>1</sup>Elle est où la poulette ? (Calme-toi.)

bonne humeur et son soutien journalier pendant la rédaction du manuscrit, et à **LE David** pour nos innombrables échanges aussi drôles que sérieux (pas plus pas moins).

Pour mille et unes raisons, physiques, musicales, mathématiques, philosophiques, académiques, amicales, gastronomiques, familiales, linguistiques, biologiques, dynamiques, et bien d'autres, je remercie quelqu'un qui pourra se retrouver dans bon nombre de paragraphes ci-dessus, et qui m'accompagne depuis fort longtemps dans tous mes projets. Je pourrais te remercier dans de nombreuses langues ; mon choix se portera sur **Děkuji Vám, Matěj**.

Je veux aussi dire merci à ceux de ma Famille avec qui je n'ai de différent que le nom<sup>2</sup>. En particulier à **Papilu** et **Mamicat**, pour leurs messages d'encouragement incessants, leurs préoccupations sincères au sujet de mes aventures académiques, et leur enseignement de la vie et du travail bien fait. J'ai une pensée pour **Pounet** et son intérêt constant et sincère dans mes élucubrations astrophysiques, **Mounia** pour les invitations dans des jolies maisons au bord de l'eau (où de nombreuses idées me sont venues), et enfin **Xavier**<sup>3</sup> pour nos discussions (méta-)physiques dont la richesse est décorrélée de la fréquence. Enfin, j'ai une pensée pour ma chère et bienveillante **Tata**, et, le cœur pincé, pour mon **Pépé Nature**, dont je ne peux qu'imaginer la fierté en me voyant de si loin, et ma **Mamie Étoile** si courageuse, qui a attendu que je devienne docteur à leur sujet pour aller les rejoindre.

Et puis, pour terminer, rien de cette thèse n'aurait été possible sans le soutien indéfectible de ma toute petite et merveilleuse famille. Je remercie tout particulièrement, dans l'ordre d'apparition dans ce monde : **Mon Papa**, lui qui m'a appris tout petit à *faire marcher la tête* tout en m'apprenant à me servir de mes dix doigts; **ma Maman**, pour son éternel dévouement durant toute mes années d'études loin des yeux mais proche du cœur, et qui m'a montré comment aimer les *gens* dans un monde de *choses* ; et à **mon Frère**<sup>4</sup>, mon modèle de courage et d'empathie, et qui m'emplit de fierté en le voyant devenir celui qu'il a choisi être.

Mes ultimes remerciements vont, sans hésitation aucune, à **mon Soleil**, qui a su se plier pendant ces trois années aux nombreuses contraintes de la recherche et de l'enseignement. Merci de m'accompagner dans tous mes (trop nombreux) projets, de t'y intéresser, de m'encourager, et de me féliciter, tout cela parfois sans même dire mot. Merci de me tirer de mes étoiles pour me faire redescendre sur Terre, ou bien, au contraire, de m'y emmener quand la vie se fait triste ici-bas. Et comme à l'accoutumée, puisque nous tendons toujours vers la langue de Shakespeare pour ces choses-là : thank you ever so much for sharing your worldline with me, for lifting me up when gravity is working against me, and for harmonizing my life each and everyday.

---

<sup>2</sup>Dédicace à **Lucile** pour nos discussions artistico-scientifiques, et pour m'avoir convaincu que l'équation  $1 - 1 =$  avait un sens. Et à **Baptiste**, qui connaît encore mieux les pulsars que moi.

<sup>3</sup>Xavier, dont le compagnon à quatre pattes est symétrique, de rang deux, sans-trace et s'obtient par contraction du tenseur de Riemann.

<sup>4</sup>Mon frère qui, ironiquement, veut être masseur.

# Content

<b>Content</b>	<b>xi</b>
<b>Introduction</b>	<b>xiii</b>
<b>Notations</b>	<b>xix</b>
<b>I The First Law of Mechanics in General Relativity</b>	<b>1</b>
<b>1 Gravitational astronomy</b>	<b>3</b>
1.1 Einsteinian gravitation . . . . .	5
1.2 Gravitational waves . . . . .	18
1.3 A new astronomical era . . . . .	32
<b>2 Multipolar particles</b>	<b>53</b>
2.1 Newtonian skeleton . . . . .	55
2.2 Relativistic skeletons . . . . .	57
2.3 Model summary . . . . .	81
<b>3 Helical isometry</b>	<b>89</b>
3.1 Helically isometric spacetimes . . . . .	90
3.2 Consequences for multipolar particles . . . . .	97
3.3 Properties of dipolar particles . . . . .	107
<b>4 First Laws of mechanics</b>	<b>113</b>
4.1 Zoology of first laws . . . . .	114
4.2 Details and applications . . . . .	125
4.3 A variational identity . . . . .	134
<b>5 The First Law at dipolar order</b>	<b>143</b>
5.1 Derivation . . . . .	144
5.2 Spin precession . . . . .	148
5.3 Hamiltonian first law of mechanics . . . . .	152
<b>6 Extensions at quadrupolar order</b>	<b>157</b>
6.1 Quadrupolar particles . . . . .	158
6.2 Integral first law at quadrupolar order . . . . .	160
6.3 Variational first law at quadrupolar order . . . . .	168

<b>Interlude</b>	<b>171</b>
<b>II Isochrone Orbits in Newtonian Gravity</b>	<b>173</b>
<b>7 Isochronies</b>	<b>175</b>
7.1 Isochrone pendula . . . . .	177
7.2 Periodic orbits in central potentials . . . . .	187
7.3 Hénon's Isochrony . . . . .	190
<b>8 Isochrone parabolae</b>	<b>197</b>
8.1 The Hénon variables . . . . .	199
8.2 Hénon meets Archimedes . . . . .	200
8.3 Isochrone Potentials . . . . .	209
<b>9 Isochrone mechanics</b>	<b>221</b>
9.1 Isochrone Kepler's third laws . . . . .	223
9.2 Isochrone orbits transformations . . . . .	226
9.3 Classification of isochrone orbits . . . . .	233
<b>10 Hamiltonian analysis</b>	<b>241</b>
10.1 New methods of isochrone mechanics . . . . .	243
10.2 Birkhoff normal forms and invariants . . . . .	250
10.3 Three applications of the BNF . . . . .	259
<b>Conclusions</b>	<b>265</b>
<b>Appendices</b>	<b>275</b>
<b>A Lorentzian geometry</b>	<b>275</b>
A.1 Unicity of the field equations . . . . .	275
A.2 Killing fields and bitensors . . . . .	276
A.3 Tulczyjew's theorems . . . . .	280
A.4 Normal form of a quadrupolar skeleton . . . . .	284
<b>B Symplectic geometry</b>	<b>289</b>
B.1 Newtonian first law of mechanics . . . . .	289
B.2 Keplerian and Harmonic dynamics . . . . .	292
B.3 Details on the Hamiltonian treatment . . . . .	295
<b>C Euclidean geometry</b>	<b>299</b>
C.1 Details on radial potentials . . . . .	299
C.2 Details on isochrone potentials . . . . .	301
<b>D Abel-Ruffini's theorem</b>	<b>307</b>
<b>Bibliography</b>	<b>323</b>

# Introduction

THE material presented in this manuscript summarizes results obtained for two problems of gravitational dynamical systems. The first one, presented in a first part entitled “*The First Law of Mechanics in General Relativity*”, aims at exploring and extending an important variational equation in the context of relativistic mechanics. A second part, entitled “*Isochrone Orbits in Newtonian Gravity*”, aims at solving a problem of mathematical physics motivated by astrophysical considerations, in the Newtonian (non-relativistic) context. Although both topics are rather independent, they do share one common, central feature, *symmetry*, which will be the guiding principle throughout this manuscript.

## The First Law of Mechanics in General Relativity

Einstein’s theory of General Relativity has never been more alive. As I am writing these lines in 2021, it seems that every two years in the last decade has seen an unprecedented, astonishing breakthrough in relativistic astrophysics or cosmology. In 2013, the unprecedentedly accurate heat map of the early Universe was gathered by the Planck satellite. In 2015, the first direct detection of gravitational waves, emitted by a black hole binary, was made by LIGO’s two giant interferometers. In 2017, the coalescence of two neutron stars was simultaneously observed by a hundred telescopes in the electromagnetic spectrum and three different gravitational wave detectors. In 2019, the first direct picture of a supermassive black hole’s accretion disk was released by the Event Horizon Telescope network. These revolutionary steps in the everlasting quest for knowledge would not have been possible without our modern understanding of the theory of General Relativity.

In particular, these discoveries regarding gravitational waves are the result of decades of theoretical and practical effort to build, not only the detectors, but also an effective method to extract, from their output, gravitational wave signals. In this context, a fundamental feature has been the ability to accurately model these gravitational waves from various types of sources. A number of methods have been devised and used conjointly to solve the Einstein equation, the fundamental equation of General Relativity, in order to extract from its intrinsic nonlinearities the shape and form of gravitational waves signals emitted by binary systems of compact objects. These objects, typically black holes and neutron stars, were for a long time among the most promising sources of gravitational waves. Since 2015, they have fulfilled this promise: around fifty binary systems of compact objects have been observed directly through the detection of gravitational waves.

Although they rely on different assumptions, the domains of applicability of all these theoretical frameworks overlap, and are becoming wider with time. It is fundamental to understand the interplay between them, and to compare their outputs. To perform these comparisons, one key ingredient has been the so-called “first law of mechanics”. This equation, which relates various physical quantities of interest characterizing a system of compact objects, gets its name from an analogy with the first law of thermodynamics. In General Relativity, this “first law” was first derived in the 1970s for isolated black holes. Since then, it has been generalized to numerous, more complicated systems, including compact object binaries. In spite of the different gravitational systems they describe, the various forms that the first law embodies are strikingly similar, and their simplicity, given the nonlinear intricacies of General Relativity, is rather remarkable.

The first part of this thesis is dedicated to an exploration of the First Law of Mechanics, and its generalization for binary systems of extended compact objects on circular orbits. The six chapters contain the following material:

- In Chap. 1, we present a historical summary of the century preceding the advent of gravitational wave astronomy, from Einstein’s original publications on General Relativity to the most recent gravitational wave detections to date. This chapter contains a lot of historical references and pedagogical illustrations of key concepts of gravitational wave physics.
- The content of Chap. 2 is a thorough discussion on the model used to describe compact objects and derive their relativistic equations of motion. In a nutshell, this model replaces extended compact objects by point particles endowed with a finite number of characteristics (mass, spin, etc). First, in Secs. 2.1 and 2.2 we present an overview of the different approximation schemes this multipolar-point-particle model comes from. Then, in Sec. 2.3 we summarize the output results from this model that shall be used in subsequent chapters.
- In Chap. 3, we explore the notion of circular orbit as enforced by the existence of a helical Killing vector field. In particular, Sec. 3.1 contains a discussion on this circular hypothesis, Sec. 3.2 contains two key results about the behavior of multipolar particles in helically symmetric spacetimes, and Sec. 3.3 explores their geometrical consequences for spinning particles.
- Chapter 4 is dedicated to the first law of mechanics. The first two sections contain an overview of the different forms of various first laws found in the literature (Sec. 4.1), while Sec. 4.2 focuses on their applications, illustrating how these laws are used in practice. Lastly, Sec. 4.3 contains the derivation of a central identity, the first law of mechanics for arbitrary matter fields in helically symmetric spacetimes.
- In Chap. 5, we combine all the ingredients of the previous three chapters to derive the first law of mechanics for multipolar particles at dipolar order. This derivation is detailed in Sec. 5.1, which contains the most general formulation of this law. Then, in Secs. 5.1 and Sec. 5.3, we explore some consequences of this law and provide alternative formulations of it.

- Lastly, Chap. 6 contains the integral formulation of the first law of mechanics at quadrupolar order, taking into account finite size effects of the body described by the particle. First, in Sec. 6.1 we discuss two sources of finite-size effects, namely spin-induced and tidally-induced quadrupoles. Then, the integral law is derived in Sec. 6.2 for an arbitrary quadrupole model, applied to our spin/tidal case and shown to coincide with that found in the literature in the dipolar limit. Lastly, Sec. 6.3 presents the anticipated result of the first law at quadrupolar order.



## Isochrone Orbits In Newtonian Gravity

In the late 1950's, the French astronomer and astrophysicist Michel Hénon proposed a very simple model describing a peculiar gravitational system known as a globular cluster. Although his motivations were purely practical, unknowingly, Michel Hénon provided, in his seminal paper on the topic, the seed for a very rich and beautiful problem of mathematical physics: *the (celestial) isochrone problem*. The question that one tries to answer is the following: in classical gravity, are there any spherically-symmetric, gravitational potentials that generate bounded orbits with a radial period independent of one of the constants of motion? The answer to this question is *yes*. For example, in a harmonic potential, the radial period is independent of any constant of motion. A less trivial example is the classical two-body problem, in which the radial period only depends on the conserved mechanical energy of the system, and not on its conserved angular momentum.

Remarkably, Michel Hénon found a third potential with this property. The problem then remained untouched for decades, as Hénon and the community was satisfied enough with his findings on the one hand, and because it was not obvious that Hénon's question could be turned into a mathematical physics problem with much richer answers. Only in the late 2010s did this problem re-emerge, as it was explored by Alicia Simon-Petit, Jérôme Perez and Guillaume Duval. Hénon's isochrone problem turned out to be much richer than expected, and another family of isochrone potentials was found.

The second part of this thesis is dedicated to a thorough exploration of the isochrone problem in celestial mechanics. The four chapters contain the following material:

- In Chap. 7, we give an historical overview of the most well-known notion of isochrony in physics: the (near-)isochrony of the pendulum. In particular, we revisit Huygens' remarkable work of the isochrone, cycloid pendulum in Sec. 7.1, giving valuable insight for the solution of the celestial isochrone problem. Then, in Sec. 7.2 we provide some necessary preliminaries, as well as the astrophysical context that motivated Hénon's work, and a precise statement of the problem to be solved (Sec. 7.3).



- The content of Chap. 8 is a geometrical solution to the isochrone problem. By extending Hénon's original method, we are able to make a one-to-one correspondence between isochrone potentials and parabolae in the plane, using a characterization of parabolae due to Archimedes (Sec. 8.2). We then classify the complete set of isochrone potentials into five distinct families in Sec. 8.3.
- In Chap. 9, we use our classification of isochrone potentials to study the dynamics of test particles within them. In particular, in Sec. 9.1, we show that all isochrone potentials satisfy Kepler's third law for the period and a similar one for the apsidal angle. Then, in Sec. 9.2, we solve the equations of motion in a parametric form, using but geometrical constructions with parabolae. Isochrone orbits are then depicted and classified in Sec. 9.3, allowing for a comparison of our analytical results to a direct numerical integration of the equations of motion.
- Lastly, in Chap. 10 we revisit the isochrone problem from the point of view of Hamiltonian mechanics. This analysis completely solves the problem using a well-adapted set of angle-action coordinates (Sec. 10.1). We show, in particular, that all isochrone orbits satisfy a generalization of Kepler's equation. Then, applying to the problem the powerful machinery of Birkhoff normal forms in Sec. 10.2, we derive in a self-consistent way a number of central isochrone results in Sec. 10.3, and show how they are elegantly encoded into the Birkhoff invariants of the associated isochrone Hamiltonian.



## The Abel-Ruffini theorem

On an unrelated matter, the reader will also find in Appendix D a new, geometric, group-theory-free proof of the Abel-Ruffini theorem, which states that the general solution to an algebraic equation of degree five or more cannot be written using radicals, that is, using its coefficients and arithmetic operations  $+$ ,  $-$ ,  $\times$ ,  $\div$ , and  $\sqrt{\quad}$ . This proof is based on ideas of Vladimir Arnold, and only requires knowledge on complex numbers, whereas traditional, textbook proofs rely on advanced mathematics. It is completely self-contained and has the advantage of giving some insight as to why closed-form formulae exist for equations of degree four or less (and how they are constructed), and why they do not for degree five or more.

## How to read this manuscript

The work presented in the first part of this manuscript is based on an (ongoing), three-part series of papers that, ultimately, aim at deriving the first law of mechanics at quadrupolar order for a circular binary system of compact objects. This program was subdivided into a derivation of key necessary, geometrical results (Paper I), a derivation of the master variational identity and application to dipolar particles (Paper II), and the derivation of the first law at quadrupolar order (Paper III). We chose, in order to present this work, not to include into the manuscript these articles in their entirety, after an introductory paragraph. Rather, we followed a more traditional way, dispersing our work (and thus the papers' content) throughout a structured, and more logical sequence. This leads to a subdivision into six chapters, and the reading logic is depicted on the top part in Fig. 1. The color-coding in this figure is such that, after an introductory chapter (Chap. 1), the content of Paper I is in blue (Chap. 3), Paper II in red (Chaps. 2, 4 and 5) and Paper III in orange (Chap. 6). Note however that a number of results presented in the latter are still preliminary, due to ongoing calculations at quadrupolar order.

Regarding the second part of the manuscript, the problem at hand was to explore and solve as thoroughly as possible the isochrone problem bequeathed by Michel Hénon. This was done in a two-part series of papers, where we first elaborated on previous works in order to complete the classification of isochrone potentials, derive a purely geometrical proof of the isochrone theorem and solve the equations of motion (Paper I). Then, we revisited the problem from a Hamiltonian point of view, providing an ultimate, self-consistent solution to Hénon's isochrone problem and revealing the profound symmetries of isochrone mechanics (Paper II). Like the first part of the manuscript, all these results are dispersed to follow the logic presented on the lower part in Fig. 1. After an introductory chapter (Chap. 7), the same color-coding applies: the content of Paper I is in blue (Chaps. 8 and 9), and that of Paper II is in red (Chap. 10).

Material presented in this manuscript has been published or submitted in peer-reviewed journals. For the First Law of Mechanics, Paper I has been published in *Quantum and Classical Gravity* [1], Paper II contains the material presented in Chaps. 4 and 5 and is in a final stage, and Paper III is still in preparation. Regarding Isochrony, Paper I has been published in the journal *Celestial Mechanics and Dynamical Astronomy* [2], and Paper II has been accepted for publication in the *Journal of Mathematical Physics* [3]. Finally, the Paper on the Abel-Ruffini theorem has been accepted for publication in *The American Mathematical Monthly* (a preprint can be found in [4]).

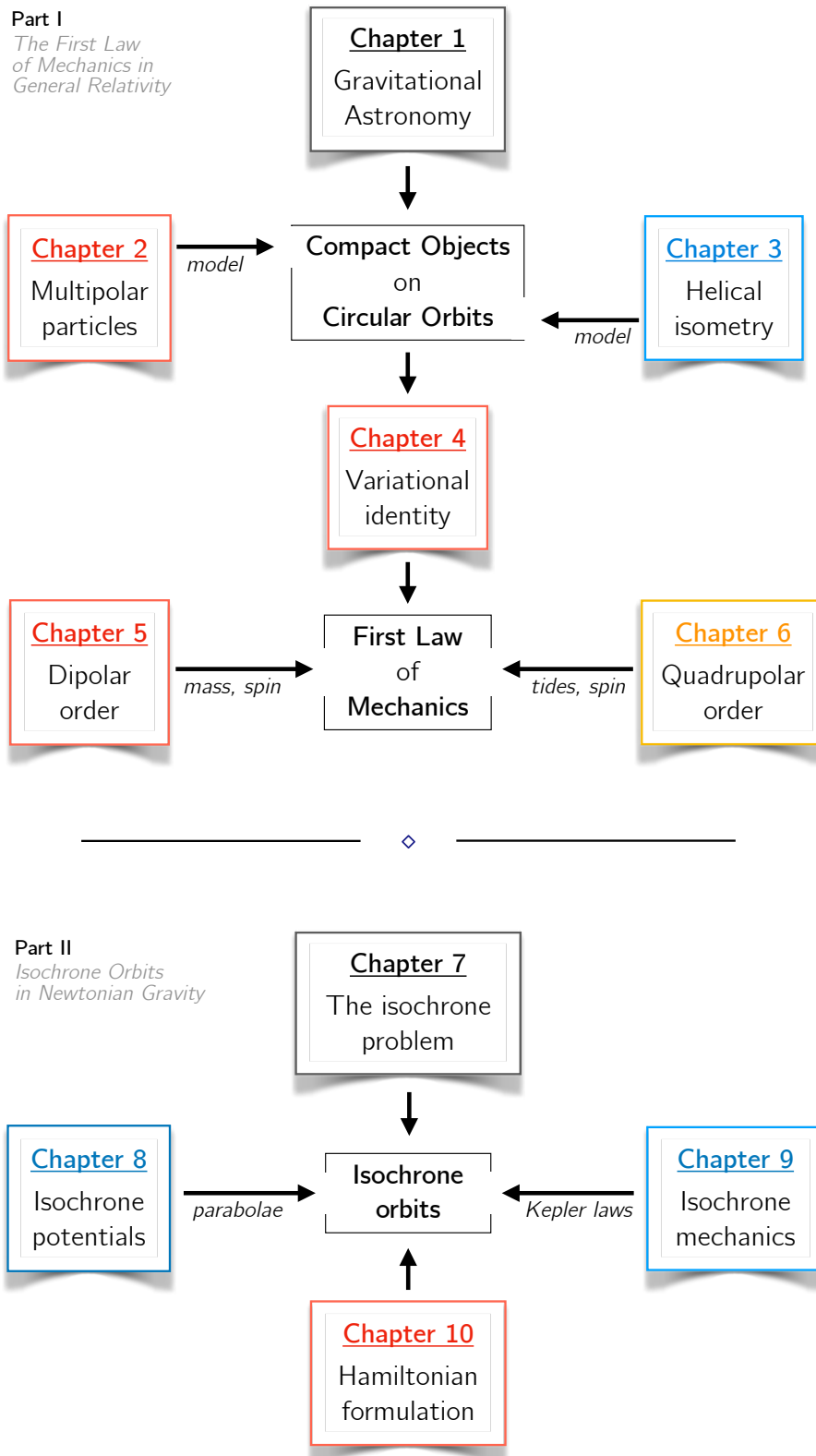


Figure 1: General organization of the manuscript.

# Notations

## Differential geometry

As is customary with differential geometry in GR, we specify our conventions. They follow those of Wald [5]: the metric signature is  $(-, +, +, +)$ , the Riemann tensor  $R_{abcd}$  satisfies  $2\nabla_{[a}\nabla_{b]}\omega_c = R_{abc}{}^d\omega_d$  for any 1-form  $\omega_a$ , and the Ricci tensor is defined by  $R_{ab} \equiv R_{acb}{}^c$ . Except in rare, mentioned cases, in the first part of this manuscript we always use geometric units, such that  $G = c = 1$ .

## Tensorial indices

For tensor indices, we always use abstract indices using letters  $(a, b, c, \dots)$  from the beginning of the Latin alphabet. Other types of indices include the following:

- Greek letters  $(\alpha, \beta, \gamma, \dots)$  vary in  $\{0, 1, 2, 3\}$  and denote spacetime components of tensor in a given basis,
- letters  $(i, j, k, \dots)$  from the middle of the Latin alphabet denote internal Lorenz indices, (for example an orthonormal triad is denoted  $(e_i^A)$ , with  $i \in \{1, 2, 3\}$ ),
- capital Latin letters  $(A, B, C, \dots)$  from the beginning of the Latin alphabet are mere indexing labels varying between 0 and 4,
- capital Latin letters  $(K, L, M, \dots)$  from the middle of the alphabet denote multi-indices of length  $k, \ell, m, \dots$ ,
- the Roman font subscript  $i \in \{1, 2\}$  labels the two components of a binary system,
- index-free, boldface symbols denote differential forms, as in  $\mathbf{X} = X_{a_1 \dots a_p}$ ,
- the covariant derivative  $\nabla$  is always the Levi-Civita, metric compatible one, and the classical abuse of notation  $(\nabla\omega)_{ab} = \nabla_a\omega_b$  is used throughout,
- the Lie-derivative along an arbitrary vector field  $\xi^a$  is denoted  $\mathcal{L}_\xi$ ,
- the exterior derivative of a  $p$ -form  $\mathbf{X}$  is denoted  $d\mathbf{X} = (dX)_{a_1 \dots a_{p+1}}$ ,
- subscripts that encode an information of a quantity (e.g.,  $\Xi_{\text{BH}}$  or  $J_{\text{spin}}^{abcd}$ ) are sometimes denoted with sans-serif font and should not be confounded with indices.

## Miscellaneous

The symbol  $\equiv$  is used when the quantity on the right defines the quantity on the left. We sometimes use index-free notation when there is no ambiguity. For example, the dependence of the Einstein tensor on a metric may be written  $G_{ab}[g]$  instead of  $G_{ab}[g_{bc}]$ , or the parametrization of a curve  $x = z(\lambda)$  instead of  $x^\alpha = z^\alpha(\lambda)$  with  $\alpha \in \{1; 4\}$ . All these should be obvious from the context.

## Acronyms

We gather here the most frequently used acronyms:

- GR: General Relativity
- PN: Post-Newtonian
- SF: Self-Force
- SEM: Stress-Energy-Momentum
- GW: Gravitational Wave
- EM: Electro-Magnetic
- BH: Black Hole
- SMBH: Super-Massive Black Hole
- NS: Neutron Star
- EMRI: Extreme Mass Ratio Inspiral
- IMRI: Intermediate Mass Ratio Inspiral
- LIGO: Laser Interferometer Gravitational wave Observatory
- KAGRA: KAmioka GRAvitational wave detector
- LISA: Laser Interferometer Space Antenna
- HKV: Helical Killing Vector
- ODE: Ordinary Differential Equation
- PDE: Partial Differential Equation
- MPTD: Mathisson-Papapetrou-Tulczyjew-Dixon
- GKF: Generalized Killing Vector Fields
- BNF: Birkhoff Normal Form

## Symbols used in Part I

The following table gathers symbols used frequently in Part I of the manuscript, covering Chap. 1 through Chap. 6), and the dedicated conclusion, in Sec. 10.3.3.

Symbol	Description	Definition
<b>Sets</b>		
$\mathcal{E}$	spacetime manifold	
$\mathcal{V}$	4-volume in $\mathcal{E}$	
$\mathcal{S}$	3-hypersurface in $\mathcal{E}$	
$\mathcal{U}$	2-surface in $\mathcal{E}$	
$\gamma$	particle worldline	
$x, x'$	points in $\mathcal{E}$	
$z, z'$	points on $\gamma$	
<b>Geometry</b>		
$g_{ab}$	metric tensor	
$\nabla_a$	covariant derivative	
$\varepsilon_{abcd}$	canonical volume form	
$R_{abcd}$	Riemann curvature tensor	
$E_{ab}$	(gravito-)electric part of $R_{abcd}$	(6.5)
$B_{ab}$	(gravito-)magnetic part of $R_{abcd}$	(6.5)
<b>Particle</b>		
$\tau$	proper time	
$u^a, \dot{u}^a$	4-velocity, 4-acceleration	
$p^a, S^{ab}$	4-momentum, spin tensor	
$S^a, D^a$	spin vector, mass dipole	(2.63)
$J^{abcd}$	quadrupole tensor	
$T^{ab}$	stress-energy-momentum tensor	
$h_{ab}$	projector orthogonal to $u^a$	(2.62)
$\delta_4$	invariant Dirac distribution	(A.17)
<b>Multipoles</b>		
$\mathcal{T}^{abc_1 \dots c_\ell}$	$2^\ell$ -pole of $T^{ab}$ (Ansatz)	(3.16)
$\mathcal{F}^{abc_1 \dots c_\ell}$	$2^\ell$ -pole of $T^{ab}$ (normal form)	(3.17)
$\tilde{\mathcal{F}}^{abc_1 \dots c_\ell}$	geodesic extension of $\mathcal{F}^{abc_1 \dots c_\ell}$	(3.19)
$\mathcal{L}^{abc_1 \dots c_\ell}$	Lie-derivative of $\tilde{\mathcal{F}}^{abc_1 \dots c_\ell}$ along $k^a$	(3.19)
<b>Isometry</b>		
$\xi^a$	generic Killing vector	
$\mathcal{L}_\xi$	Lie derivative along $\xi^a$	(A.20)
$k^a$	helical Killing vector	(3.7)
$z$	redshift parameter	(3.32)

Table 1: List of frequently used symbols in Part I of the manuscript.

## Symbols used in Part II

The following table gathers symbols used frequently in Part I of the manuscript, covering Chap. 7 through Chap. 10), and the dedicated conclusion, in Sec. 10.3.3.

Symbol	Description	Definition
<b>Classical mechanics</b>		
$(r, \theta)$	polar coordinates (orbital plane)	
$\psi(r)$	radial potential	(7.15)
$\xi$	(mechanical) specific energy	(7.16)
$\Lambda$	specific angular momentum	(7.17)
$J$	radial action	(7.22)
$T$	radial period	(7.20)
$\Theta$	apsidal angle	(7.21)
$r_A, r_P$	apoastron, periastron	p. 187
<b>Isochrone potentials</b>		
$x = 2r^2$	Hénon variable	(8.3)
$Y(x)$	potential in Hénon's variable	(8.3)
$(a, b, c, d, e)$	parabola parameters	(8.27)
$\delta$	parabola discriminant	(8.27)
$(\epsilon, \lambda, \omega, \mu, \beta)$	potential parameters (Greek)	Sec. 8.3.2
$x_v$	abscissa of vertical tangent	(8.31)
<b>Isochrone orbits</b>		
$E$	eccentric anomaly	(10.18)
$\epsilon$	eccentricity	(10.19b)
$\alpha$	semi-major axis	(10.22)
$\Omega = 2\pi/T$	angular frequency	(10.17)
<b>Hamiltonian mechanics</b>		
$H$	Hamiltonian	
$(J, \Lambda)$	action variables	p. 244
$N(J)$	Birkhoff normal form	(10.33)
$\mathfrak{b}_i$	Birkhoff invariant	(10.54)

Table 2: List of frequently used symbols in Part II of the manuscript.

## Part I

# The First Law of Mechanics in General Relativity





# Gravitational astronomy

*Proper separation oscillation between two freely falling bodies could be used in principle to detect the passage of a gravitational wave, as monitored by laser interferometry. However, such detectors have so low a sensitivity that they are of little experimental interest.*

C. MISNER, K. THORNE AND A. WHEELER,  
*Gravitation (1973)*



GALILEO'S first celestial observations in 1609, using the freshly invented refracting telescope, can be rightfully called the birth of electromagnetic astronomy. His observations, among which new stars, the Moon's mountains and Jupiter's four biggest natural satellites, were published on 13 March 1610 in a short astronomical treatise, *Sidereus Nuncius*. Four-hundred and five years later, at 09:50:45 UTC on September the 14th, a new type of astronomy was born. The coalescence of two black holes emitted around 3 Solar masses worth of gravitational radiation and provided the first direct detection of a gravitational wave, whose existence was predicted in 1916 by Albert Einstein, as a consequence of his general theory of relativity. The work presented in the first part of this thesis is placed in this context of gravitational astronomy. The aim of this first chapter is to provide some background and context about the field. We will start, in Sec. 1.1, by a brief historical account on Einstein's general theory of relativity. Then, in Sec. 1.2, the focus will be on the theory of gravitational waves. Lastly, in Sec. 1.3 we will discuss what the direct detection of these waves has brought to science since 2015, and the exciting future that awaits.

# Chapter Content

1.1	Einsteinian gravitation . . . . .	5
1.1.1	Backstory . . . . .	5
	Equivalence hypothesis . . . . .	6
	Metric tensor . . . . .	6
	Covariant field equations . . . . .	7
1.1.2	Einstein’s equation . . . . .	8
	The constants . . . . .	9
	Curvature . . . . .	10
	Matter . . . . .	11
	Motion in GR . . . . .	11
1.1.3	Solutions and tests . . . . .	12
	Classical tests . . . . .	12
	Astrometry . . . . .	15
	Black holes and neutron stars . . . . .	16
	Modern cosmology . . . . .	17
1.2	Gravitational waves . . . . .	18
1.2.1	History . . . . .	18
	The reviewer strikes back . . . . .	18
	A new hope . . . . .	20
1.2.2	Linearized gravity . . . . .	21
	Gauges . . . . .	23
	Propagation . . . . .	24
1.2.3	Sources . . . . .	26
	GW amplitudes . . . . .	27
	GW frequencies . . . . .	28
	Coalescence of binary systems . . . . .	28
	Isolated sources . . . . .	30
	Cosmological sources . . . . .	32
1.3	A new astronomical era . . . . .	32
1.3.1	GW Detection . . . . .	33
	GWs and test particles . . . . .	33
	GW templates and matched filtering . . . . .	35
	Terrestrial GW interferometers . . . . .	40
	Resonant mass detectors . . . . .	41
	Pulsar timing arrays . . . . .	42
1.3.2	Seven years in . . . . .	43
1.3.3	Applications and future . . . . .	48

## 1.1 Einsteinian gravitation

Like every major scientific revolution, the advent of the theory of General Relativity is one of the most remarkable achievement in the history of mankind. What led Albert Einstein to the discovery/invention<sup>1</sup> of his theory is a fascinating story, details of which are still being discussed and debated by science historians today. I have found myself very often baffled by the the ingenuity of Einstein and the serendipitous nature of his quest. Before going into details that are much more easily conveyed by equations in the following sections, I would like to start this journey with a brief, succinct summary of this remarkable piece of scientific history: the backstory of General Relativity.

### 1.1.1 Backstory

The advent of the theory of special relativity at the beginning of the nineteenth century marks the dawn of a new chapter in Natural Sciences, that of *modern physics* [6,7]. On the one hand, special relativity would provide the four-dimensional spacetime structure on which *quantum mechanics* would be based, and eventually account for three of the four fundamental interactions. On the other hand, special relativity would be generalized in a far richer theory called *general relativity* (GR), providing the most accurate description of the fourth interaction, gravity. Remarkably enough, only one man can be associated to each of these three fundamental, theoretical constructions. This man is Albert Einstein. While his name resonates with that of Planck, Heisenberg and Schrodinger for the foundations of quantum mechanics, and with Poincaré, Lorentz and Minkowski for special relativity, the development of GR can be largely attributed to Einstein alone, albeit for small but crucial interactions with his friend Marcel Grossmann. Traditionally, it is said that it took eight years of intense thinking and work for Einstein to construct his theory [8]. The beginning of Einstein's quest is set somewhere in the summer of 1907 while he was in Bern, and its completion on May 11 1916, when the first final, mistake free review of GR was published. Today, historians and scientists have accomplished a remarkable work in trying to understand how Einstein constructed, piece by piece, this remarkably simple and elegant theory of space, time and gravitation. These eight years of intense work can be split into three rather distinct phases [9]:

- the implications of the equivalence hypothesis in 1907,
- the use of Riemannian geometry to encode gravitation in 1912,
- the search for covariant field equations in 1915.

The following brief account on the genesis of GR is mostly based on Einstein's almost-autobiography [10], the two biographies [11, 12], the following historical references [8, 13–17] and Einstein's numerous publications. The large majority of his

---

<sup>1</sup>We shall skip over the eternal debate of whether scientific facts are discovered, invented, or both, and let the reader decide for himself.

original scientific work, as well as English translations, can all be found on the Digital Einstein Papers web page [18], provided by the Princeton University as part of the Einstein Papers Projects [19].

### Equivalence hypothesis

Although Einstein’s will to “generalise” the special theory of relativity<sup>2</sup> was motivated by numerous reasons, two of them seem to stand out. On the one hand, Newton’s Universal Law of Gravitation was a two century old, perfectly well-tested and verified theory of gravitation<sup>3</sup>. However, its instantaneous, action-at-a-distance nature was clearly contradictory to the principles of SR. On the other hand, Einstein was not satisfied with the idea that, just as in Galilean relativity, a particular set of reference frames seemed to stand out of SR: the non-accelerated, inertial frames of reference. Gravitation and acceleration. Two words that resonate as two sides of the same coin today, but which were on Einstein’s mind already in 1907 and would have to wait eight years to be unified geometrically in the context of GR.

The Equivalence Hypothesis (EH), nowadays called the Equivalence principle, was first introduced by Einstein himself in 1907 (see in particular the paragraph 17 in Einstein’s account [20] on the principle(s) of relativity). At that time, Einstein had found<sup>4</sup> a job as a patent examiner at the Swiss Patent Office, in Bern. There, after lunch, he had the habit of doing what he called “semi-awaken naps”, an activity consisting in letting his body at rest but otherwise virtually “physically feel” situations he would put himself in [13]. Einstein performed these “Gedankenexperimente” (thought experiments) quite often and they were of prime importance while developing his ideas on special relativity [16].

The patent office’s Gedankenexperiment consisted in reinterpreting Galileo’s law of free fall in two frames of references: one free-falling with a man and his hand tools from a building’s roof, and one at rest with the building. As Galileo proved two centuries before, both the man and his hand tools would fall at the same rate. Einstein then realized that the unfortunate roofer may as well consider himself at rest, for all his tools would remain at hand’s reach during the fall. With this thought, Einstein realized that no local experiment could be able to distinguish between a reference frame free-falling in an homogeneous gravitational field, and one that is uniformly accelerated. This equivalence between a static, homogeneous gravitational field and a uniformly accelerated frame of reference, suggested to transpose any gravity-related fact into a geometrical-dependent one.

### Metric tensor

Until 1911, Einstein, who was now a Physics Professor at the German University of Prague, did not published a lot on the “problem of gravity” as he calls it. He was

<sup>2</sup>Interestingly, Einstein mostly uses the phrasing *General Theory of Relativity* instead of the now common GR, thinking of the *relativity theory* as general, rather than *relativity* itself.

<sup>3</sup>Except for Mercury’s perihelion advance, which we will get back to shortly.

<sup>4</sup>Thanks to the father of his friend Marcel Grossmann [15], who we will encounter again soon.

rather occupied with various topics in (what would later become) statistical physics and quantum mechanics [12]. In the mean time, people started to look into the consequences of the new theory of special relativity on Newtonian gravitation. Notable works and insight were provided by M. Abraham, G. Nordström and M. van Laue on the topic, with various attempts to construct a relativistic version of the Poisson equation (therefore opting for a scalar gravitational field). These theories were all successful in deriving covariant field equations that reduced to Newtonian gravity, but lacked the (rather important) ability to predict correctly light deflection and periastron advance (cf. historical notes in [21]).

Einstein got back to the gravitation problem in 1911. By examining the new status of non-inertial forces (Coriolis and centrifugal) in the light of the equivalence principle, and examining the role of a varying-speed of light theory to encode the gravitational field, Einstein became convinced to quit the realm of flat, affine geometry, be it Euclidean or Minkowskian. In particular, he realized sometime around August 1912 that it was necessary to consider the more general notion of differentiable manifold. Fearing that his mathematical skills would not be enough to understand this new<sup>5</sup> geometry, he asked for help to his good friend and mathematician Marcel Grossmann. The two accomplices ventured together into the realm of Riemannian geometry, or, in this case, Lorentzian geometry. Grossmann guided Einstein to the recent literature on differentiable manifolds and showed him how they are akin to the use of curved coordinates in affine spaces (like in SR), which Einstein knew. This part of Einstein’s quest for a theory of gravity was the most intense, mentally and physically, as he said himself [10]. The reward for this intense and abstract interlude was the conviction that a relativistic theory of gravity would necessarily be geometrical, and the gravitational field of tensorial nature.

### Covariant field equations

Einstein and Grossmann built the field equation from the Riemann curvature tensor first. They arrived at a first equation, of the form  $R_{ab} = \kappa T_{ab}$ , which was rapidly discarded as it was not able to recover Newton’s law of gravitation in the weak-field, slow-speed limit. After some refinement, the closest thing they could get to a covariant theory with the proper Newtonian limit was crystallized in an “*Outline of a Generalized Theory of Relativity and of a Theory of Gravitation*” published in 1913 [27]. This work contains many traits that GR would inherit a few years later, among which, a mathematical introduction of tensor calculus, the use of the metric tensor to encode the gravitational field, and field equations (but not fully covariant and incorrect). Together, these three features came to be known as the “*Entwurf*” theory (*Entwurf* is German for “*Outline*”) and would later be the basis on which Einstein would work to develop the final form of GR (notably the correct field equations). This theory was mature enough in Einstein’s mind that he wrote a synthetic review of it in 1914 [28], using for the first time the qualifier “*general*”

<sup>5</sup>At the time, differential geometry was still new, following the founding works of Bernhard Riemann [22] and Felix Klein’s Erlangen program [23] in Germany, as well as the great school of Italian geometers, where Luigi Bianchi [24] and then Tullio Levi-Civita [25] played a central role. I refer to Chap. 7 of the interesting book [26] for more historical details.

(and not “generalised”) for the new principles of relativity it contained.

The Entwurf theory was wrong. Yes, it had the correct Newtonian limit, but it predicted the incorrect value of Mercury’s perihelion advance, and Einstein knew this from the beginning. Yet, having found nothing better, for months after the publication of the Entwurf theory he would not hesitate to take the (incorrect) consequences of his theory as features that would be “expected” from a relativistic theory of gravitation, hence the infamous “hole argument” to justify the non-covariance of the field equation [9]. In 1914, errors in the covariance proof of the Entwurf field equations were reported by others. Adding to this the fact that the special relativity spacetime in rotating coordinates was found to contradict the new field equations, Einstein abandoned the Entwurf theory and began looking for new (correct and fully covariant) field equations.

Reading the first review of 1914 [28] on his general theory of relativity and the four successive papers of November 1915<sup>6</sup> reveals an interesting quirk. It is almost like Einstein is explaining in each publication how the previous one was wrong and how he is trying to convince the reader that he is on the right track. His issue was to find an equation that was at once *correct* (reproducing well-known results) and *fully covariant* (not restricted to a class of coordinates). But these two problems had to be solved simultaneously, for the correct equation would readily be fully covariant. The key was to include a new term in the equation. Einstein did not account for this term until late 1915, even though Grossmann already hinted that it could be the solution to achieve covariance, two years earlier. In Einstein’s defense, this term vanishes in many cases, including the case of electromagnetic sources. In any case, we find on the first page of the last November paper [32]:

*I now quite recently found that one can get away without this hypothesis about the energy tensor of matter merely by inserting it into the field equations in a slightly different way,*

the hypothesis in question being, essentially, that matter behaves like electromagnetic fields. With this last improvement, the search for a relativistic theory of gravity was finally over, and GR was officially born. The final form of field equations were published on page 1 and 2, right after Einstein’s comment. They are depicted in Fig. 1.1, directly extracted from Einstein’s publication.

### 1.1.2 Einstein’s equation

After various unsuccessful attempts to find the correct equation for his general theory of relativity, the exact field equations are finally published on December 2nd of 1915 (see Fig. 1.1). Today, they are collectively known as the Einstein (field) equation, and it is customary to write it slightly differently than its initial formulation. It reads

$$G_{ab} + \Lambda g_{ab} = \kappa T_{ab}, \quad (1.1)$$

---

<sup>6</sup>Those papers were submitted on the 4th [29], 11th [30], 18th [31] and 25th [32], each Thursday of every week !

Die allgemein kovarianten zehn Gleichungen des Gravitationsfeldes in Räumen, in denen »Materie« fehlt, erhalten wir, indem wir ansetzen

$$G_{im} = 0. \quad (2)$$

Ist in dem betrachteten Raume »Materie« vorhanden, so tritt deren Energietensor auf der rechten Seite von (2) bzw. (3) auf. Wir setzen

$$G_{im} = -\kappa \left( T_{im} - \frac{1}{2} g_{im} T \right), \quad (2a)$$

wobei

$$\sum_r g^{ir} T_{rs} = \sum_r T_r^r = T \quad (5)$$

gesetzt ist;  $T$  ist der Skalar des Energietensors der »Materie«, die rechte Seite von (2a) ein Tensor.

Figure 1.1: The first appearance of the Einstein equation, published on December 2nd 1915 [32]. Equation (a) is the vacuum field equation ( $G_{im}$  stands for the Ricci tensor, not the Einstein tensor), and equation (2a) includes the SEM tensor for non-vacuum spacetimes. The minus sign in front of the Einstein constant ( $\kappa$  here) comes from the metric signature  $(+, +, +, -)$  used by Einstein.

where  $\Lambda$  and  $\kappa$  are two fundamental constants,  $G_{ab}$  depends explicitly on the metric tensor  $g_{ab}$  which, in turn, contains all information about the geometry of some region of spacetime  $\mathcal{E}$ , and  $T_{ab}$  is a tensor encoding all (non-quantum) properties of the matter and/or energy content in  $\mathcal{E}$ . In physical terms, we cannot do much better than Archibald Wheeler’s famous words to explain what Eq. (1.1) truly means: *spacetime grips mass, telling it how to move, mass grips spacetime, telling it how to curve.*<sup>7</sup> Indeed, the left-hand side of (1.1) contains all the information on the curvature of spacetime, while the right-hand side encodes the physical characteristics about the mass (and energy) distribution in this region of spacetime. Equation (1.1) is one of the two fundamental postulates of GR, the second being that spacetime  $\mathcal{E}$  is well-described by a four-dimensional, torsion-free, Lorentzian manifold  $(\mathcal{E}, g_{ab})$ , whose metric  $g_{ab}$  is the fundamental object, and main unknown of (1.1). The Einstein equation is either postulated as such or derived from an equivalent action postulate formulation<sup>8</sup>.

## The constants

Equation (1.1) is the most general form of Einstein’s equation that satisfies all defining principles of GR. In particular, it includes two fundamental constants:  $\kappa$  and  $\Lambda$ . The constant  $\kappa$  is called Einstein’s constant and can be expressed in terms of other fundamental constants of physics by examining the low-velocity and weak-field limit of (1.1). In SI units, it is given in terms of Newton’s gravitational constant  $G$  and the vacuum speed of light  $c$  as

$$\kappa \equiv \frac{8\pi G}{c^4} \quad \Rightarrow \quad \kappa \simeq 10^{-43} \frac{\text{m}^{-2}}{\text{J}/\text{m}^3}, \quad (1.2)$$

<sup>7</sup>This is the actual original phrasing, found on page xi of [33].

<sup>8</sup>This action is called the Einstein-Hilbert action, because of its independent discovery by mathematician David Hilbert one month prior to Einstein’s final publication [34].



elegantly expressing the fact that GR is a geometric ( $8\pi$ ) and relativistic ( $c$ ) theory of gravitation ( $G$ ). The astronomically (!) small value of the coupling constant  $\kappa$  implies that a gigantic amount of energy density (in units of  $\text{J}/\text{m}^3$ ) is necessary to produce noticeable spacetime curvature (in units of  $\text{m}^{-2}$ ). This explains at once why GR was discovered much later than Newtonian gravitation, and why, regarding applications, GR is only required for either extreme precision (e.g., GPS tracking at the nanosecond level or Mercury’s tiny perihelion advance) or when looking at extreme astrophysical phenomena (e.g., black holes or the expansion of the Universe).

The other constant,  $\Lambda$ , is called the cosmological constant. It was manually added by Einstein in 1917 [35], in order to get a static solution of the equations obtained when applying GR to the Universe as a whole. After Edwin Hubble’s demonstration that the Universe is expanding, in the 1930’s Einstein discarded this constant “with a flicker of his pen” [36]. The cosmological constant re-appeared in the nineties, as a natural explanation for the freshly observed accelerated expansion of the Universe. In any case, since the low-velocity, weak-field limit of (1.1) (i.e., Newton’s Law of Universal Gravitation), has been perfectly well-tested on Solar system scales without  $\Lambda$ , a strong upper bound exists on it, of order  $10^{-42} \text{ m}^{-2}$  [37]. It is therefore safe to neglect the effect of the term  $\Lambda g_{ab}$  in the Einstein equation while working on astrophysics, and we shall do so for the remaining of this work.

## Curvature

The left-hand side of Einstein’s equation (1.1) has, a priori, nothing to do with physics, It can be written purely in terms of the metric tensor  $g_{ab}$  of the underlying 4-dimensional manifold representing spacetime, through the Riemann curvature tensor  $R_{abcd}$  and its contractions  $R_{ab} \equiv g^{cd}R_{acbd}$  (the Ricci tensor) and  $R \equiv g^{ab}R_{ab}$  (the Ricci scalar), as

$$G_{ab} \equiv R_{ab} - \frac{1}{2}Rg_{ab}. \quad (1.3)$$

The tensor  $G_{ab}$  is called the Einstein tensor, and is nothing but the trace-reversal of the Ricci tensor<sup>9</sup>. In particular, whenever  $T_{ab} = 0$ , the Einstein equation shows that, necessarily,  $R_{ab} = 0$ . Physically, vacuum spacetimes are thus described by Ricci-flat manifolds. The Einstein tensor is the object of a remarkable unicity theorem for GR, proved in its strongest form by David Lovelock in 1972<sup>10</sup>. Let  $(\mathcal{E}, g_{ab})$  be a four-dimensional spacetime  $\mathcal{E}$  with metric  $g_{ab}$ . Then [39] *any tensor that is (1) divergence-free and (2) constructed from the metric and its derivatives up to second order, is necessarily a linear combination of the Einstein tensor and the metric tensor*. As all fundamental equations in physics have at most a second-derivative dependence, it can be said that the Einstein equation is the simplest yet unique field equation of relativistic gravity on a four-dimensional spacetime.

<sup>9</sup>The equivalence between Einstein’s way of writing his equation in Fig. 1.1 and Eq. (1.1) comes from this remark, and from the different use of units for  $T_{ab}$  (see [38] for an excellent account on the dimensional analysis of tensors in GR)

<sup>10</sup>This unicity theorem is sometimes attributed to Veirmeil, Cartan and/or Weyl, who wrote on the matter fifty years before Lovelock. For the reader’s interest, we provide in App. A.1 a brief summary and references for the contributions of these men.

## Matter

On the right-hand side of (1.1) lies the stress-energy-momentum (SEM) tensor  $T_{ab}$ . In general, it depends on both the metric and the matter fields at play in spacetime. Physically, in some observer's frame represented by a local vector tetrad  $(u^a, e_i^a)$ , with  $u^a$  that observer's four-velocity and the triad  $(e_i^a)$  spanning its local rest space, the components of  $T_{ab}$  correspond to

- the energy density  $T_{00} \equiv T_{ab}u^a u^b$ ,
- the  $i$ -th component of the momentum density vector  $T_{0i} \equiv T_{ab}e_i^a u^b$ ,
- the  $ij$ -th component of the stress tensor  $T_{ij} \equiv T_{ab}e_i^a e_j^b$ ,

In general relativity, the SEM tensor is necessarily symmetric<sup>11</sup>, implying that the momentum density vector  $T_{0i} = T_{ab}e_i^a u^b$  coincides with the energy flux vector  $T_{i0} = T_{ab}u^a e_i^b$ . This extends the mass-energy equivalence  $E = mc^2$  of SR [21], and was Einstein's way of thinking about the equivalence principle "relativistically" [41]. As sources, the stresses  $T_{ij}$  are typically weaker (by a factor of  $c^{-1}$ ) than the momentum density  $T_{0i}$ , which is itself weaker than the energy density  $T_{00}$ . In particular, at the lowest order of approximation in  $c^{-1}$ , only the mass density  $\epsilon \simeq \rho c^2$  sources the Einstein equation, which simply reduces to the Poisson equation of Newtonian physics. The explicit form of the SEM tensor depends on the type of matter/energy being described. Typical examples imply that of a perfect fluid (4.13) or the electromagnetic field (4.17). A given SEM tensor can be either postulated, or derived from a Lagrangian. We provide some examples in Chaps. 2 and 3.

## Motion in GR

Unlike other classical field equations (e.g., electrodynamics), the Einstein equation is nonlinear and strongly couples each components of the metric with the matter fields. However, in most cases it does not require the addition of an equation of motion for these fields. Indeed, the Bianchi identity  $\nabla_a G^{ab} = 0$ , which holds irrespective of the Einstein equation and comes from pure geometry [42], readily implies with (1.1)

$$\nabla_a T^{ab} = 0. \quad (1.4)$$

Mathematically, since the expression of  $T^{ab}$  usually includes both the metric and the field's properties, (1.4) comes as an integrability condition of the Einstein equation. Physically, it is the manifestation of local conservation of stress-energy-momentum<sup>12</sup>. That the equation of motion directly follows from pure geometry is one of the most elegant features of GR. For a given metric  $g_{ab}$ , Eq. (1.4) is a PDE for the matter fields. In general, it is not sufficient to determine completely their evolution. However, for sufficiently small and/or simple objects, (1.4) completely

<sup>11</sup>This comes from the assumption that the manifold representing the spacetime has no torsion. When this assumption is relaxed, one works in the Einstein-Cartan theory, a perfectly reasonable extension of GR that naturally provides some insight about the dark issues of cosmology [40].

<sup>12</sup>Except for the energy of the gravitational field itself, which, contrary to Newtonian gravity, becomes ill-defined in GR [5].

determines the motion of the source. For example, it turns into a geodesic equation for nonspinning point masses, and into Maxwell's equations for the electromagnetic field. However, for extended objects or perfect fluids, (1.4) will not be enough. One needs to add some kind of equation of state (or results from microphysics in general) to close the PDE system. The motion of extended bodies will be our main point of interest in this part of the thesis, and will be thoroughly discussed in Chap. 2.

### 1.1.3 Solutions and tests

The Einstein equation is notoriously complicated. In a given coordinate system, it is equivalent to a system of ten<sup>13</sup> nonlinear, coupled, second-order, partial differential equations, whose unknowns are the components of the metric tensor  $g_{\alpha\beta}$ , and possibly unspecified features of the matter fields. Finding exact solutions remains, to this day, an incredibly difficult exercise, and has become a whole field of research in itself [43]. Throughout the years, a remarkably small number of solutions have been found, thanks either to symmetries (e.g., black hole metrics or cosmological spacetimes) or by constructing perturbations of these exact solutions (e.g., gravitational waves or post-Newtonian spacetimes). In these cases, the symmetries or the perturbative regime allows the nonlinearity of Einstein's equation to be tamed [44, 45], but whenever a system is highly dynamical and presents strong gravitational fields (for example the merging of two black holes), numerical methods must be used. Yet, almost all of GR's experimental verification come from analytical predictions. Here, we give an overview of the main steps that made GR one of the most (if not the most) well-tested scientific theory. For more than a hundred years now, GR has passed all these tests and remains to this day the most accurate description of space, time and gravity.

#### Classical tests

The classical tests of GR refer to the gravitational redshift of light, the bending of light as it passes in a gravitational field and the advance of Mercury's perihelion. These three tests were the first effects that could be experimentally verified and would favor GR over SR or Newtonian gravitation. Einstein himself discussed different applications of his theory. For example, we find in the last paragraph of his 1916 review on the foundations of GR [46]:

- *Therefore, a clock goes slowly when it is placed in the neighborhood of ponderable masses. It follows from this that the spectral lines in the light coming to us from the surfaces of big stars should appear shifted towards the red end of the spectrum.*
- *with reference to the co-ordinate system, the rays of light must appear curved [...]. A ray of light just grazing the Sun would suffer a bending of 1,7" whereas one coming by Jupiter would have a deviation of about 0,02".*

---

<sup>13</sup>Although at most six of them are independent, thanks to the Bianchi identity  $\nabla_a G^{ab} = 0$ .

- *The Ellipse of Planetary motion suffers a slow rotation in the direction of motion [...] The calculation gives for the planet Mercury, a rotation of path of amount 43" per century, corresponding sufficiently to what has been found by astronomers.*

Like its SR analogue (Doppler redshift), gravitational-induced time dilation could, in principle, be measured through the frequency shift of light emitted by a source in a gravitational potential. Einstein's prediction of the gravitational redshift can already be found in his 1907 article [20] discussing the relativity principle(s). Remarkably, the sole inspection of careful light-measurements between two inertial observers in SR readily shows, that under the Equivalence hypothesis, the metric cannot be Minkowskian [47]. In particular, gravitational redshift holds for any relativistic theory of gravity and is not intrinsic to GR. The first direct experimental evidence for it did not come from "big stars" as Einstein hoped, but from the tiniest light emitters: individual atoms. In the sixties, with the advent of nuclear emission lines of radioactive isotopes, the first experiment was led by Robert Pound and Glen Rebka in 1960 [48], showing consistency with GR at the 10% level, improved five year later at 1% [49] (see [21] for subsequent experiments). Very recently, two remarkable measurements of the gravitational redshift from starlight have been made, both compatible with GR. One from the light of the star S2, which regularly visit the close, strong-field neighborhood of Sgr A\* (the supermassive black hole at the center of the Milky way) [50]; and another one [51] directly from the Sun, made by observing... the Moon !

The bending of light (or light deflection, or gravitational lensing) when interpreting Newton's laws strictly, does not exist in Newtonian mechanics, as light carriers (photons) have no mass. However it was suggested long before the advent of GR that the path of photons could be influenced by the presence of a gravitational field [52, 53]. All this required somewhat of an interpretation of Newton's laws of motion and light's propagation theory. In 1911, Einstein proposed [54] a revision of his analysis of 1907 [20] regarding the propagation of light in curved spacetime, emphasizing the fact that it could very well be tested by observations. What's more, the value predicted by GR and the "Newtonian" theory were different by a factor of two, allowing one to distinguish between the two for observations with enough precision. Expeditions were led throughout the world to test this prediction during a total Solar eclipse, as this allowed the location of stars surrounding the Sun to become temporarily visible thanks to the Moon's shielding. Most of these expeditions would prove unsuccessful, due to bad weather or the advent of World War I [55]. However, the total Solar eclipse of May 29th 1919, seen from the Principe Island off the west coast of Africa, allowed British astronomers Arthur Eddington and Frank Dyson to discriminate GR from Newtonian gravity, by a reasonable level of accuracy. The results were published in 1920 [56] and, although still containing significant experimental errors, were in favor of Einstein's theory. Two years later, a similar eclipse experiment was conducted by a team lead by William Campbell and Robert Trumpler in two Australian observatories<sup>14</sup>. The results, depicted on

<sup>14</sup>There seems to be a mistake in the original article's title: the eclipse was on 21 September,

the left, in Fig. 1.2, showed remarkable accuracy and validated once and for all the predicted value of GR [57]. After a century at the disposal of astronomers (see the review [58]), gravitational lensing has led to remarkable astronomical images and discoveries, a beautiful example being given on the right in Fig. 1.2. It is not a simple test of GR anymore, but one of the most important tools used on a regular basis in astrophysics [59] and cosmology [60].

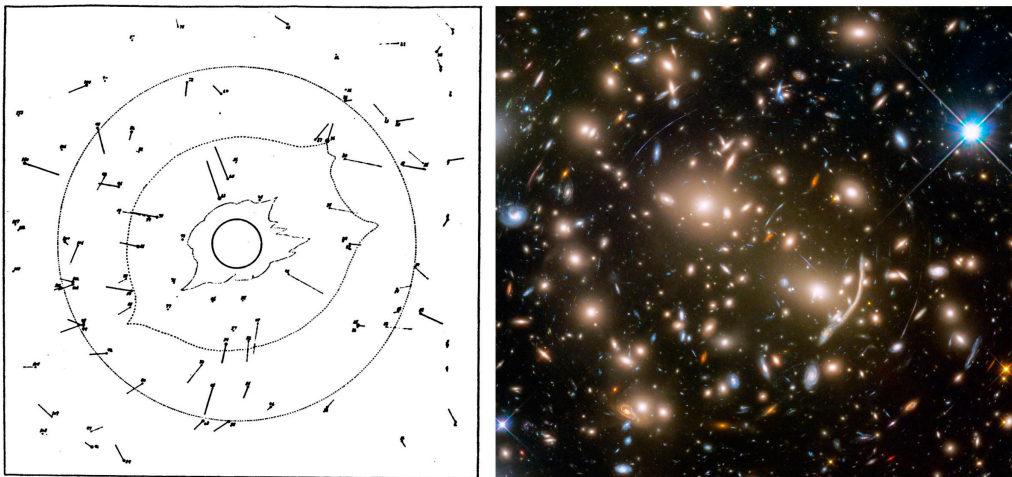


Figure 1.2: *Left*: figure showing the displacement of the location of stars around the Sun during the 1922 eclipse. *Source*: extracted from the original article [61]. *Right*: an example of modern day gravitational lensing images. The figure depicts distorted images of far-away galaxies, located beyond the galaxy cluster Abell 370. The lensing produces multiple copies of the same background galaxies and stretched images thereof (see figure 6 in [62], or [63], for details). *Source*: Visible and IR composite image taken by the Hubble Space Telescope [64].

Perhaps the most important test GR had to pass was the explanation of an anomaly in Mercury’s motion, namely the observed advance of its perihelion as compared to the theoretical value. In 1840, under the impulse of Louis Arago at the Paris Observatory, Urbain Le Verrier conducted a ten-years long, thorough analysis of the celestial motion of Mercury, both theoretically (using Newton’s laws) and observationally (with an impressive review of all available observations at the time). Published in 1859 [65], Le Verrier’s results showed that the value of Mercury’s perihelion advance could not be completely accounted for by Newtonian mechanics, even with apparent (Earth’s rotation, equinox precession) or direct (other planets pull, flattening of the Sun) biases. Le Verrier proposed, in vain, to apply the ontological solution that led him to the discovery of Uranus a few years earlier in order to explain Mercury’s anomaly. The new planet, named Vulcan (Vulcain, in French), whose orbit must have been within Mercury’s, was never found, although Le Verrier’s fame had already convinced academic representatives to include Vulcan on celestial maps, as depicted in Fig. 1.3. The end of the story is well-known: it would be a *legislative* solution that would at once explain the correct value of Mercury’s perihelion precession, and sign the birth act of GR. As Le Verrier puts it himself [66]

---

1922 and not 1923, as can be checked on <https://eclipse.gsfc.nasa.gov/>. See also [this beautiful article](#) by writer and photo editor Anika Burgess for the story behind the 1922 eclipse experiment.

*“L’altération des lois de la gravitation serait une dernière ressource à laquelle il ne pourrait être permis d’avoir recours qu’après avoir épuisé l’examen des autres causes, qu’après les avoir reconnues impuissantes à produire les effets observés”,*

essentially saying that, to Le Verrier, changing the law of gravitation would be but the last solution to Mercury’s perihelion advance. Knowing that Einstein’s quest for the correct field equation was partly influenced by his will to find the correct precession value from his new theory [67], one cannot help but wonder how this whole story would have changed if our Solar system had not had a planet this close to the Sun... Today, the relativistic perihelion precession has been compared to GR predictions at the  $10^{-5}$  level for some bodies of the Solar system [68].

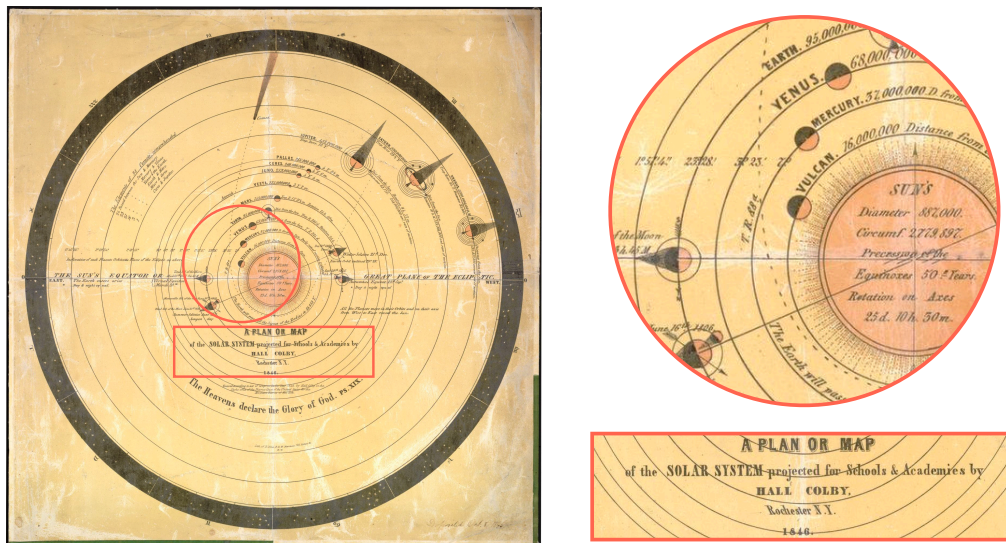


Figure 1.3: A celestial map (lithography) presented to students and academics in American universities. It already contains the planet Vulcan, located between Mercury and the Sun. Interestingly, Neptune, of which Le Verrier actually predicted the existence, is not on the map. *Yet, this map represents an unsolved mystery for historians of physics. We encourage the reader to examine it carefully (in particular the rectangular insert) to understand why.* Source: [Library of Congress website](#).

## Astrometry

The classical tests above can be classified as post-Newtonian tests, because they are but small modifications of otherwise well-known Newtonian results. There exists numerous other such slight differences between Newtonian gravity and GR, or any other competing relativistic theory of gravity. A particularly convenient way of distinguishing between all of them is the so-called Parametrized Post-Newtonian (PPN) formalism [69, 70]. In this framework, theories of gravity are expanded in the weak-field limit, and compared to one another by examining the coefficients of said expansion. The coefficients together define a set of PPN parameters that may take different values depending on the theory. As an illustration, the two most important parameters,  $\gamma$  and  $\beta^{15}$ , appear in the PPN expression of the laws of light deflection

<sup>15</sup>They measure how much space-curvature is produced by unit rest mass and how much “non-linearity” there is in the superposition law for gravity, respectively [71].

(of a lightray grazing the Sun) and periastron advance (of Mercury) laws [71]:

$$\delta\phi = \frac{4GM_{\odot}}{c^2R_{\odot}} \frac{1+\gamma}{2} \quad \text{and} \quad \delta\omega = \frac{6\pi GM_{\odot}}{c^2a(1-e^2)} \frac{2+2\gamma-\beta}{3}, \quad (1.5)$$

where  $M_{\odot}, R_{\odot}$  are the Sun’s mass and radius, and  $a, e$  are Mercury’s orbit semi-major axis and eccentricity. In GR,  $(\gamma, \beta) = (1, 1)$ , so that (1.5) coincides with the values derived by Einstein in 1916 [46]. Although the PPN parameters are constrained by many other observables, the most precise values for  $\gamma, \beta$  come from light-bending and perihelion precession measurements, thanks to two spacecrafts, one sent to observe Jupiter (Cassini mission [72] for  $\gamma$ ) and the other Mercury (Messenger mission [73] for  $\beta$ ). The values agree with GR value at the  $10^{-5}$  level. Many other measurements have reported constraints on the PPN parameters, all of which agree with GR’s predictions. Although most of them are obtained using Solar system experiments (see Chap. 8 of [74] for a recent review), measurements at the galactic and cosmological scale have been made too. Clifford Will’s review [75] on GR tests remains the unavoidable reference about GR tests and experimental checks.

### Black holes and neutron stars

Although the idea of a “body with such gravity that not even light could escape from it” was already on the minds of eighteenth century scientists [76], black holes (BHs) only became astrophysical objects decades after the advent of GR, as the physical counterpart of peculiar mathematical solutions to the Einstein equations. The first chapter of this story starts with the first (non-flat) exact solution to the Einstein equation, derived in 1916 by Karl Schwarzschild while he was serving on the Russian front in the German army (see Jean Eisenstadt’s review article on Schwarzschild’s solution [77]). In his two articles [78, 79], Schwarzschild’s primary goal was twofold: derive an exact solution to the full nonlinear Einstein equation (for the first time), and show that Einstein’s derivation of Mercury’s perihelion advance could be recovered exactly from this result. Upon knowledge of this discovery, Einstein wrote to Schwarzschild:

*I have read your paper with the utmost interest. I had not expected that one could formulate the exact solution of the problem in such a simple way. I liked very much your mathematical treatment of the subject.*

Here, Einstein makes reference to the elegant symmetry arguments used by Schwarzschild to derive the eponymous metric: he assumes that the metric is static, spherically symmetric and Ricci-flat (vacuum solution). In particular, it can describe a black hole if there is no matter at all or the exterior of a spherically symmetric and static star. Around the same time, Johannes Droste derived independently the same result [80, 81], along with the solution of the equations of motion in the Schwarzschild spacetime in terms of the Weierstrass elliptic function  $\wp$ .<sup>16</sup> At the end

<sup>16</sup>Since the polar equation of motion of Schwarzschild geodesics involves the Weierstrass elliptic function [81], exact and analytical formulae for the light deflection  $\delta\phi$  and perihelion advance  $\delta\omega$

of the 1930's, it was known that both white dwarfs and neutron stars had a maximum mass, beyond which the gas of electron (or neutrons, respectively) would not be able to counteract the star's weight, leading to instability. These considerations culminated in 1939 with a groundbreaking paper by Robert Oppenheimer and his student Hartland Snyder [83] wherein they showed explicitly that a collapsing star (with enough mass) does lead to the formation of a black hole.

In spite of these theoretical results, experimental evidence for BHs would have to wait for the “golden age” of GR, starting with the first observations of X sources in 1962 [84], quasars a year later [85], and pulsars in 1968 [86]. While most of these sources could have been attributed to neutron stars, the observation of the X binary Cygnus X-1 constitutes the first strong BH candidate. Indeed, a measurement of its mass ruled out the possibility of it being a neutron star. Experimental identifications of BH candidates became mainstream, while theoretical works on BHs continued and showed that the perfect, theoretical spherical symmetry of black holes is not a prerequisite. In this context, the discovery by Roy Kerr [87] of the metric describing a rotating BH (see Saul Teukolsky's nice review [88]) and the singularity theorem(s) by Roger Penrose and Stephen Hawking [89–92], are of major importance. To summarize, GR predicts BHs not just because of the Schwarzschild and Kerr exact solutions, but also because these exact BHs remain stable under small perturbations [93–95] and that there exists physically realistic situations that lead to their formation (although this is still an intense field of research [96]). Of course, the direct detection of BH binaries through their gravitational wave emission, and more recently the direct imaging of a supermassive BH's surroundings [97], gave a final *YES* to this fascinating question (and key prediction) of GR: *Do black holes exist?*

Contrary to white dwarfs, the relativistic description of neutron stars is rather different from its Newtonian counterpart. This is due to their large compactness, which is 100 to 1000 times higher than white dwarfs', making their very existence a GR prediction on its own. In fact, five years after the proposed idea of their existence by Walter Baade and Fritz Zwicky [98], Robert Oppenheimer and Vladimir Volkoff provided the first explicit, relativistic calculation of a neutron star model [99]. They showed that GR predicts a universal limit to the mass of neutrons stars around  $2.2M_{\odot}$ . The fact that all neutron stars discovered so far have a mass below this critical value [100] is also a major success of GR.

## Modern cosmology

Modern cosmology, which entered the last decades the “precision era” [101], relies entirely on the curved spacetime description of the Universe provided by GR. The current theoretical and observational paradigm in cosmology, called the standard model of cosmology for its unparalleled success, has been verified on multiples scales

---

can be given in terms of the Elliptic integrals. These beautiful formulae were derived in chap IX and X of [82], and would make for an interesting academic exam or a nice illustration of the elliptic functions/integrals duality.



in various ways. Gravitational lensing, either strong (Einstein crosses and rings) [102–104] or weak (cosmic shear) [105, 106], allows one to probe the geometry of spacetime on cosmological distances. But among the most important probes of GR on cosmological scales is the observation and analysis of the cosmic microwave background (CMB). The most recent results from the Planck Collaboration [107] provides a direct measurement of the temperature anisotropy spectrum from the early universe, and provides information on the Universe’s large scale geometry, early structure formation mechanisms and particle combination processes. Fine effects (high-multipoles modes of the spectrum), in particular the Integrated Sachs–Wolfe effect and CMB lensing, have been used to check that GR predictions are favored over alternative theories gravity (see [108, 109] as well as Sec. 4.4 of the review [110] for details.) Many other tests of GR are accessible through cosmological observations and we refer to the recent review [110] and references therein for more on this topic.

## 1.2 Gravitational waves

The prediction of general relativity that will be of primary importance in the present work is the existence of gravitational waves (GW). These were first directly detected in 2015 by the LIGO observatories. The period from 2015 forth will be discussed thoroughly in Sec. 1.3. First, we will start with a short historical account in Sec. 1.2.1, split into two distinct phases: 1916-1973 and 1974-2015. Then, we will move to more theoretical aspects, discussing the mathematical derivation of GWs (Sec. 1.2.2), their different sources (Sec. 1.2.3) and the process(es) by which one can detect them (Sec. 1.3.1).

### 1.2.1 History

#### The reviewer strikes back

As already mentioned, another key prediction of Einstein’s GR, which he himself made as soon as 1916 [34], is the existence of ripples in the fabric of spacetime, propagating at the speed of light: gravitational waves (GWs). Prior to their direct detection in 2015, GWs went through two very distinct periods: between 1916 and 1974, they were but theoretical predictions and their existence was rather controversial. After his first paper, Einstein reconsidered GWs two years later [111] and started to question their physical existence. He showed that out of the three “types” discovered, longitudinal-longitudinal (LL), longitudinal-transverse (LT), and transverse-transverse (TT), the first two were “gauge waves” in the sense that they were not associated to spacetime curvature. The following years, major contributions were made by Arthur Eddington (again). He clarified the nature of these gauge waves and corrected Einstein’s quadrupole formula [112], and discussed for the first time the implications of GW emission on a binary’s orbit [113]. Despite these clarifications, GWs were hardly considered as physical objects at that time, as evidenced by the famous Physical Review controversy between Einstein, Rosen and the editors of the

journal [114]. A glimpse of their interaction can be found in Fig. 1.4.

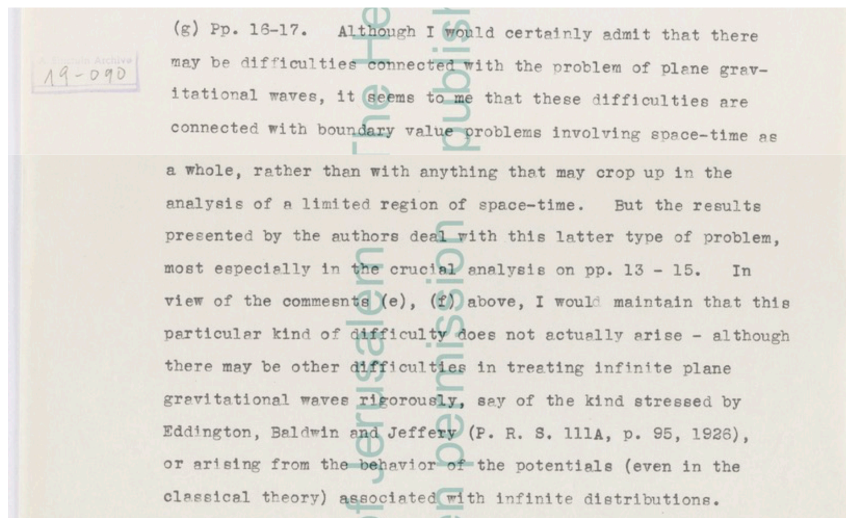


Figure 1.4: A comment from Howard Robertson, reviewer of Einstein and Rosen’s paper on gravitational waves. This comment summarises what came out of the refereeing process: the author’s arguments do not prove the claims of the paper, but rather come from a bad choice of coordinates. Let this be a lesson for any student learning GR: even Einstein fell into the trap of diffeomorphism invariance!. *Scan courtesy of The Hebrew University of Jerusalem.*

The following years then saw a decrease in the physicist’s interest for GWs, and for GR as a whole. Primarily because of the lack of available experiments and the consequences of the World War(s), but also because most physicists were occupied with quantum mechanics. Only in the 1950s did the interest in GWs came back, with the notable works of Bondi, Pirani and Robinson [115–117] who clarified the question of whether GWs transported energy (and thus if they could be detected). It is Pirani again who discussed [118] for the first time the effect of GWs on two point particles, which would ultimately become the most efficient way of detecting them. If GWs transport energy, a system emitting them must lose some. The final piece of the GW puzzle thus consisted in computing the backreaction of GW emission on a source’s motion. Various attempts, using post-Newtonian (PN) expansions (or variations thereof) to tackle this problem were already provided in the early years [119–121] but the real stepping stone was Landau and Lifshitz’s rewriting of the Einstein equation [122] in a form particularly convenient for the coupled problem of motion and radiation. Finally, after some discussions in the 1970s (again) [123] on the validity of earlier improvements [124, 125], rigorous and self-consistent derivations of a GW source’s motion and its emission were obtained in the early 1980s, with notable pioneering works by Thibault Damour, Nathalie Deruelle and collaborators [126–129].

Yet, all these considerations were purely theoretical, and it is fair to say that all hesitations and controversies they underwent would have benefited from a little help by experiments and/or observation. Thankfully, a remarkable discovery came in 1974 and would, finally, provide a genuine interest for GWs from the whole community and restore hope in the quest for the (direct) detection of GWs.

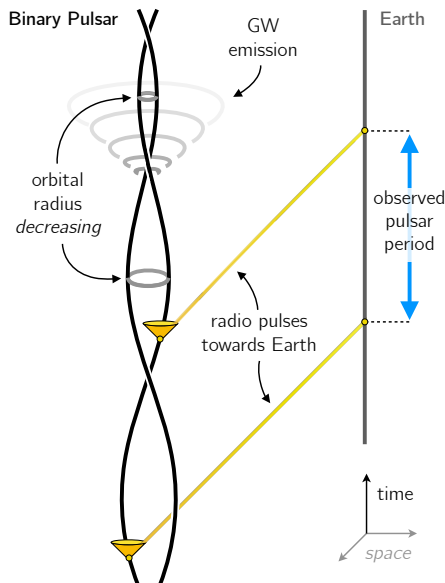


Figure 1.5: This 2+1 spacetime diagram depicts the main geometry of the Hulse-Taylor pulsar. On the left, the double helix shows the pulsar in orbit with its companion. The arrival times are measured when the radio beam (yellow geodesic) crosses the Earth worldline (timelike geodesic, on the right). The time measured between two successive arrival times slowly decreases due to GW emission, which also makes the orbital radius decrease over time, as exaggeratedly depicted here.

### A new hope

Neutron stars are arguably the most extreme kind of stars, with two main properties: they are strongly magnetized and have a very fast proper rotation. For some of them, the first trait makes them emit a continuous beam of radio waves along their two magnetic poles, while the second makes this continuous signal appear as pulses every time the beam crosses an observer's path. The first such star, called a *pulsar*, was discovered by Jocelyn Bell in 1967 [86], and today about three thousand of them are cataloged [130, 131], with a few tens visible in the optical wavelength [132, 133]. While isolated pulsars already provide an important test bench for GR [134], they become even more valuable when part of a binary system, allowing one to test many strong-field effects of GR dynamics.

The Hulse-Taylor binary, technically known as PSR B1913+16,<sup>17</sup> is one of them. It is made of two NS, one of them being an observed pulsar, of which we detect the faint, periodic radio signal. It was detected in 1974 by Russel Hulse and his thesis advisor Joseph Taylor Jr [136], using data from the Arecibo Observatory<sup>18</sup>. It was the first binary pulsar ever discovered.

<sup>17</sup>For the interested reader, this technical nomenclature encodes PSR for Pulsating Source of Radio, and 1913+16 for the equatorial coordinates  $(\alpha, \delta)$ , with right-ascension  $\alpha = 19\text{hrs}13\text{min}$  and declination  $\delta = +16^\circ$ . See page 302 of [135] for additional details.

<sup>18</sup>As I am writing these lines in December 2020, parts of the Arecibo telescope have just collapsed, making additional damages to its already crumbling dish. The Arecibo telescope is responsible for a long history of discoveries, as beautifully accounted for in the review [137].

General relativity predicts that GW are emitted by a binary system, taking away some energy and angular momentum from it. This loss of energy and angular momentum induces a slow, secular variation of the parameters describing the Keplerian ellipse. For example, one expects an increase of the orbital frequency  $\dot{\Omega}$  and decrease of the eccentricity  $\dot{e}$ , an (orbital-time averaged) precession of the periastron position  $\delta\omega$ , etc. These numbers, which vanish identically in Newtonian dynamics, are naturally called post-Keplerian parameters. In 1963, using among other things the first quadrupole formula (1.17), Philip Peters and his thesis advisor Jon Matthews provided the first expression of these post-Keplerian parameters in terms of the binary's properties. They found relations like [138, 139]<sup>19</sup>,

$$\delta\omega = \frac{3(GM)^{2/3}}{c^2} \frac{\Omega^{5/3}}{1-e^2} \quad (1.6)$$

which expresses the periastron precession parameter in terms of the total mass of the binary  $M$ , its orbital frequency  $\Omega$  and eccentricity  $e$ . Thanks to the measurement of the arrival times of binary pulsars, these parameters can be estimated and compared to the prediction of GR. This provides remarkable tests, the most well-known one being depicted in Fig. 1.6.

Secular variations such as (1.6) are well-known from Newtonian, celestial mechanics for a binary perturbed by other bodies [140]. But here, the binary is isolated: these variations are solely due to a general relativistic effect: GW emission. Consequently, and provided one has a way of inferring the Keplerian and post-Keplerian parameters in the first place, the HT binary allows one to test the GR prediction. This is where the pulsar nature comes into play. Indeed, thanks to the beautiful theory of *pulsar timing*, or the art of extracting the physical properties of a pulsar from the arrival times of its radio signals. The *tour de force* of Hulse and Taylor was to find a clever way to analyse the data [141] and fit most of the HT binary parameters. In a few years, one will not be able to observe the pulsar since the beam's trajectory is expected to drift and miss the Earth due to the geodetic precession, a relativistic spin-orbit coupling within the binary.

These observations are indirect hints converging towards the existence of GWs. Yet, a direct detection, meaning an actual GW interacting with a dedicated GW detector had to wait until 2015. Before covering this in more details in Sec. 1.3, let us dive into more theoretical aspects, to understand the main physical characteristics of GWs.

## 1.2.2 Linearized gravity

At the mathematical level, GWs are nothing but approximate solutions to the Einstein equation. They may be understood either on pure geometrical grounds as ripples in the curvature or as independent fields propagating in some background spacetime. In the latter viewpoint, they have physical features akin to EM waves:

<sup>19</sup>The accordance between the GR prediction and the observed value allows for an *astrophysical derivation* of nontrivial series formula for the Bessel functions (see the Appendix of [138]).

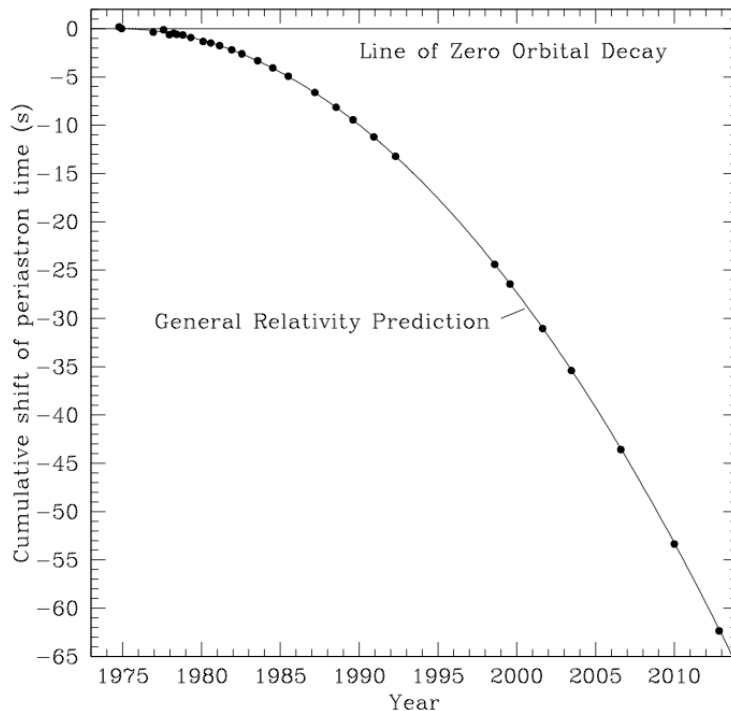


Figure 1.6: Data points showing different measures of periastron time shift, relative to an unchanging orbit, for the HT pulsar over 38 years. They all lie perfectly (error bars are too small to show) on the parabola corresponding to the GR prediction. The curvature of the parabola is given by  $-\dot{\Omega}/2\Omega$ , allowing one to compute the frequency shift of the orbit through the years [135]. Source: [142].

they are transverse, and propagate in vacuum at the speed of light. However, from a mathematical perspective, they share a common point with hydrodynamic waves, as they arise from the linearization of a more fundamental, nonlinear equation (Navier-Stokes in hydrodynamics, Einstein equation for GWs). The remaining of this section is dedicated to the basics of GW theory: mathematical derivation, propagation, sources, and detectors. We hide most of the technical details and refer to classical textbooks [135, 143] for further information on this subject.

Let us consider a *background* metric  $\mathring{g}_{ab}$ : an exact solution to Einstein's equation sourced by some arbitrary SEM tensor  $T_{ab}$ . We look for a solution to the Einstein equation in the form of a (formal) small-parameter expansion, with an Ansatz for the solution metric  $g_{ab}$  of the type

$$g_{ab} = \mathring{g}_{ab} + \epsilon h_{ab}, \quad (1.7)$$

where  $h_{ab}$  is the perturbation, and  $\epsilon$  is a dimensionless, small parameter. Typical examples include the parameter  $v/c$ , such as in post-Newtonian theory [144], or the mass ratio as in the gravitational self force scheme (see Sec. 1.3.1). Here, we just treat  $\epsilon$  as a formal, bookkeeping parameter that counts the nonlinearities in the perturbation  $h_{ab}$ . By viewing the Einstein tensor  $G_{ab}$  as an operator acting on the metric  $g \equiv \mathring{g} + \epsilon h$ , the Ansatz (1.7) can be used to linearise the left-hand side of the Einstein Eq. (1.1). A straightforward computation (e.g., Sec. 7.5 of [5]) provides, to

linear order in  $\epsilon$

$$\overset{\circ}{\nabla}_c \overset{\circ}{\nabla}^c \bar{h}_{ab} + 2\overset{\circ}{R}_{abcd} \bar{h}^{cd} - 2\overset{\circ}{\nabla}_{(a} H_{b)} = -16\pi T_{ab}, \quad (1.8)$$

where  $\overset{\circ}{R}_{abcd}$  is the Riemann tensor associated to the background metric  $\overset{\circ}{g}_{ab}$ , with which the covariant derivative  $\overset{\circ}{\nabla}_c$  is compatible. Equation (1.8) is written in terms of the convenient *trace reversal* of  $h_{ab}$ , defined by  $\bar{h}_{ab} \equiv h_{ab} - \frac{1}{2}\overset{\circ}{g}_{ab}\overset{\circ}{g}^{cd}h_{cd}$ , as well as its “divergence”  $H_a \equiv \overset{\circ}{\nabla}^b \bar{h}_{ab}$ . Equation (1.8) is the linearized Einstein equation in the perturbation  $\bar{h}_{ab}$ , and is at the basis of many applications. It is very general and valid in any coordinate system where the splitting (1.7) holds. However, for illustration purposes, it is much more convenient to take advantage of the diffeomorphism invariance of GR to simplify this equation.

### Gauges

Since the background metric  $\overset{\circ}{g}_{ab}$  is fixed, we may see Eq. (1.8) as that of an independent field  $h_{ab}$  (or equivalently its trace-reversal  $\bar{h}_{ab}$ ) evolving on the background spacetime. We would then like to simplify Eq. (1.8), for example by choosing coordinates in which  $H^a = o(\epsilon)$ , so that the third term on the left of (1.8) can be neglected at linear order in  $\epsilon$ . A particularly convenient (and sufficient) way to do this is to perform an  $\epsilon$ -infinitesimal transformation, i.e., a change of coordinates of the form  $x^\alpha \mapsto x^\alpha + \epsilon\xi^\alpha$ , with  $\xi^a$  an arbitrary vector field. Because the coordinates differ only at order  $\epsilon$ , this induces a change in the metric  $g_{ab}$  only at the level of the perturbation. Indeed, an easy computation reveals that under this mapping,  $\overset{\circ}{g}_{ab} \mapsto \overset{\circ}{g}_{ab} + o(\epsilon)$  but

$$h_{ab} \mapsto h_{ab} - \mathcal{L}_\xi \overset{\circ}{g}_{ab} + o(\epsilon), \quad (1.9)$$

where  $\mathcal{L}_\xi$  denotes the Lie-derivative along  $\xi^a$ . As we can see, this mapping generates an isometry ( $\overset{\circ}{g}_{ab}$  is invariant) up to  $\epsilon$ -corrections: the perturbation “absorbs” the  $\epsilon$ -part, and leaves the background untouched. Since this is but a mere change of coordinates, it does not alter any physical observable: it is a gauge transformation. The idea is to choose this gauge by fine-tuning the arbitrary field  $\xi^a$  so that  $H_a = o(\epsilon)$  in the new coordinates. To do this, simply notice that (1.9) induces

$$H_a \mapsto H_a - \overset{\circ}{\nabla}_b \overset{\circ}{\nabla}^b \xi_a + o(\epsilon), \quad (1.10)$$

where metric compatibility  $\overset{\circ}{\nabla}_c \overset{\circ}{g}_{ab} = 0$  was used. To summarize, if  $H_a$  was not  $o(\epsilon)$  in the original coordinates, then Eq. (1.10) tells us to introduce a vector field  $\xi^a$  such that  $\overset{\circ}{\nabla}_b \overset{\circ}{\nabla}^b \xi_a = H_a$  (always possible). In the new  $x + \epsilon\xi$  coordinates, we have  $H = o(\epsilon)$ , and the third term in Eq. (1.8) can be neglected, resulting in a classical, hyperbolic wave equation

$$\overset{\circ}{\nabla}_c \overset{\circ}{\nabla}^c \bar{h}_{ab} + 2\overset{\circ}{R}_{abcd} \bar{h}^{cd} = -16\pi T_{ab}. \quad (1.11)$$

Although Eq. (1.11) is simpler than (1.8), it is also less general since it holds in a particular set of coordinates: those that satisfy the *gauge condition*  $H^a = o(\epsilon)$ , that is, at linear order in  $\epsilon$ ,

$$\overset{\circ}{\nabla}_b \bar{h}^{ab} = 0. \quad (1.12)$$

This gauge is traditionally called the Lorenz gauge<sup>20</sup> by analogy with classical electrodynamics [150]. The system (1.11)-(1.12) is the linearized Einstein equation in the Lorenz gauge, and is the basis of many calculations of GW-related physics. Particularly relevant cases correspond to vacuum metrics ( $T_{ab} = 0$ ), where  $\mathring{g}_{ab}$  is either the Schwarzschild or Kerr metric. In this case, the full solution  $\mathring{g}_{ab} + h_{ab}$  describes a perturbed isolated BH and  $h_{ab}$  contains the GWs emitted by the system. In the non-vacuum case ( $T_{ab} \neq 0$ ), prototypical examples include: binary systems of compact objects, where  $\mathring{g}_{ab}$  is the Minkowski metric and the matter is described as post-Newtonian source [144]; or cosmological perturbations, for which  $\mathring{g}_{ab}$  is the FLRW metric and the SEM tensor is necessarily that of a perfect fluid, for symmetry reasons [52].

Before going further let us stress that while the linear system (1.11)-(1.12) is sufficient to get a grasp on how GW generation mechanisms work, and even for some applications (like the slow orbital decay of binary pulsars, see Sec. 1.2.1), it is not sufficient for the direct detection of GWs. In particular, non-linearities in  $h$  of high-order must be accounted for when building the GW templates used in a GW detector (see Sec. 1.3.1). What's more, already at the quadratic level, self-interactions of the field  $h$  come into play, with terms that can be of the same order of magnitude as linear ones, something that is often overlooked in deriving the usual quadrupole formula (see for example [151]).

## Propagation

Now let us move on to solving the system (1.11)-(1.12) and consider a system of Lorenz coordinates  $x^\alpha$ . For simplicity, we place ourselves on a flat background, so that  $\mathring{R}_{abcd} = 0$  (enforcing  $\mathring{g}_{ab}$  to be the Minkowski metric). Studying this free, vacuum-propagation of  $h_{ab}$  is particularly relevant for gravitational astronomy, where the GWs travel mostly in the vacuum of spacetime far away from any source. Moreover, this setup is the easiest way to distinguish from the mathematical solution  $h_{ab}$  the non-physical and physical degrees of freedom. With these assumptions made, the system (1.11)-(1.12) becomes

$$\partial_c \partial^c \bar{h}_{ab} = 0 \quad \text{and} \quad \partial_a \bar{h}^{ab} = 0, \quad (1.13)$$

where we assumed Cartesian-like coordinates so that  $\eta_{\alpha\beta} = \text{diag}(-1, 1, 1, 1)$ , and therefore  $\mathring{\nabla}_a = \partial_a$ . Equations (1.13) can be simplified once more by further specifying the gauge. Indeed, notice that in the Lorenz gauge we have the liberty to add to the previous gauge vector  $\xi^a$  another arbitrary vector field  $\xi_o^a$ , such that  $\partial_b \partial^b \xi_o^a = 0$ . Clearly, the new coordinate system  $x^\alpha + \epsilon(\xi^\alpha + \xi_o^\alpha)$  still satisfies the Lorenz gauge condition, but we may now freely chose  $\xi_o^a$  so as to remove superfluous degrees of freedom in  $h_{ab}$ . In particular, this new sub-gauge enforces 4 conditions (one for each

<sup>20</sup>Not to be confused with Hendrik Antoon Lorentz who gave his name to the Lorentz force, Lorentz transformations and Lorentz factor [21]. Several classical textbooks [5, 122, 135, 145, 146] make this mistake. The Lorenz gauge (or coordinates that satisfy it) is also often called ‘‘harmonic’’ [144, 147], and more rarely De Donder [148] or Hilbert [149].

component of  $\xi_o^a$ ) which we may as well chose to be

$$\bar{h}_{0i} = 0 \quad \text{and} \quad \bar{h} \equiv \eta_{ab}\bar{h}^{ab} = 0. \quad (1.14)$$

In other words, we set to zero the space-time components and the trace of  $h_{ab}$ . This new system of coordinates defines a (sub-)gauge of the Lorenz one, called the transverse-traceless (TT) gauge. Noting that these conditions imply  $h_{00} = 0$  (thanks to (1.12)) and  $\bar{h}_{ab} = h_{ab}$  (since  $\bar{h} = 0$ ), we obtain as a final result a simple d'Alembert equation

$$\partial_c \partial^c h_{ij} = -16\pi T_{ij}. \quad (1.15)$$

This equation is valid in the TT gauge, on a Minkowskian background and when nonlinearities in  $h_{ab}$  are neglected. The point of the TT gauge is not just to simplify Eq. (1.15), as it also removes all possible non-physical degrees of freedom. Indeed, in the initial, arbitrary  $x$  coordinates,  $h_{ab}$  has 10 independent components. The Lorenz gauge (1.12) lowers this number to 6, and the TT sub-gauge to 2. The only freedom left in the TT gauge is a rigid rotation of the axes, which may be used to uncouple the two remaining degrees of freedom, as follows.

Let us consider the solution of Eq. (1.15) away from the source, so that  $T_{ab} = 0$ . We obtain a simple homogeneous equation  $\partial_c \partial^c h_{ij} = 0$ , whose solution can be written as a superposition of plane waves, say  $h_{ij} = p_{ij}(k) \exp(ik_\alpha x^\alpha)$  where  $k^\alpha$  are the components of the wave vector and  $p_{ij}$  is the mode's amplitude, or polarization tensor. Choosing coordinates  $(t, x, y, z)$  such that the vector  $k^a$  is along the  $z$ -axis, the condition (1.12) simply becomes  $k^i h_{ij} = 0$ : the wave is transverse to the direction of propagation. In that case, symmetry and traceless-ness of  $h_{ij}$  readily imply

$$h_{\alpha\beta} = \begin{pmatrix} 0 & 0 & 0 & 0 \\ 0 & h_+ & h_\times & 0 \\ 0 & h_\times & -h_+ & 0 \\ 0 & 0 & 0 & 0 \end{pmatrix}, \quad (1.16)$$

where  $h_\times, h_+$  denote the two intrinsic polarization states of the GW, called the *plus* and *cross* polarization. The reason for these names is best explained by looking at the effect of each polarization on a ring of test masses placed in a plane orthogonal to the GW's direction. The  $h_+$  makes the ring contract and extend (making it oval) along two perpendicular axes (say  $x$  and  $y$ ), while the  $h_\times$  does the same, albeit rotated by  $\pi/4$ , along the diagonals. Figure 1.7 depicts a spacetime diagram with these test mass rings.

The main conclusions obtained here with  $\hat{g}_{ab} = \eta_{ab}$  still hold in a general background and with matter [152, 153]. In particular, the metric perturbation  $h_{ab}$  always contains three types of degrees of freedom : (1) non-physical and pure gauge (2) physical but non-radiative, and (3) physical and radiative. The non-physical ones have been discarded with the use of the Lorenz and TT gauges. The non-radiative degrees of freedom generate the so-called gravito-magnetism effects [5, 52]. The two radiative degrees of freedom are crystallized in the  $h_+$  and  $h_\times$  polarizations of the GW. From a field-theory perspective, this implies that the field  $h_{ab}$  is associated to a spin-2 boson (the graviton) [135].



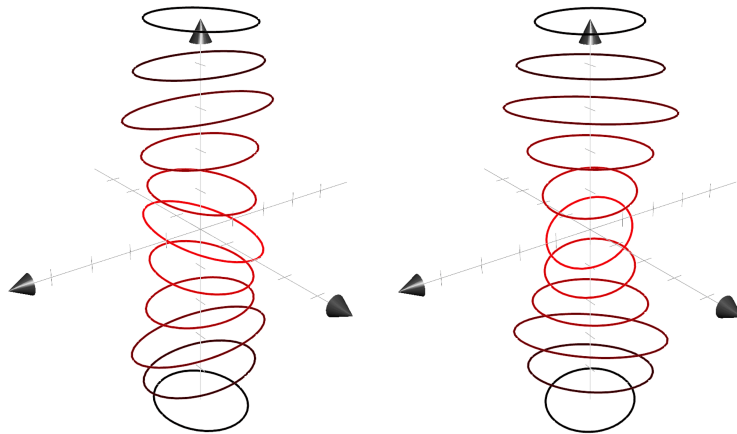


Figure 1.7: A spacetime diagram depicting a ring of point particles. The GW propagates in the  $z$  direction (not depicted here), and the oscillations of the ring take place in the horizontal plane (transverse wave). The  $+$  polarization on the left has the same effect of the  $\times$  polarization, on the right, albeit rotated by  $\pi/4$ .

### 1.2.3 Sources

The solution to the wave Eq. (1.15) can be turned into an explicit formula for the components  $h_{ij}$  as a function of the TT coordinates  $(t, \mathbf{x})$  and the source's physical properties. This computation is classical [52, 135, 140] and we will only sketch the general ideas, which were already in Einstein's second article on GW [111]. The first step consists in inverting the d'Alembert operator appearing in Eq. (1.15) in the usual way (e.g., by means of its retarded Green function). This gives an expression of  $h_{ij}$  terms of the TT components  $T_{ij}$  of the source's SEM tensor. From there, a rather involved but otherwise very elegant calculation allows one to simplify that expression drastically, by combining the conservation equation for the SEM tensor and a multipole expansion thereof. The leading-order result of said calculation is called Einstein's *first quadrupole formula*, and reads

$$h_{ij}(t, \mathbf{x}) = \frac{1}{|\mathbf{x}|} \frac{2G}{c^4} \ddot{Q}_{ij}(t_{\text{ret}}), \quad (1.17)$$

where  $|\mathbf{x}|$  is the distance to the source from the origin of TT coordinates  $(t, \mathbf{x})$ , a dot stands for a  $t$ -derivative and the right-hand side is evaluated at the retarded time  $t_{\text{ret}} \equiv t - |\mathbf{x}|/c$ . This formula holds for generic, isolated sources<sup>21</sup>. Equation (1.17) is particularly simple as it only depends on the (second derivative of the) quadrupole moment of the source, linked to its mass density  $\rho(t, \mathbf{x})$  through the classical, Newtonian expression

$$Q_{ij}(t) = \int_{\mathcal{S}} \rho(t, \mathbf{x}) \left( \mathbf{x}^i \mathbf{x}^j - \frac{1}{3} |\mathbf{x}|^2 \delta_{ij} \right) d^3\mathbf{x}, \quad (1.18)$$

<sup>21</sup>It should be noted that in linearized theory, a rigorous derivation of (1.17) is impossible. Precisely because the equation of motion, which follows from the Lorenz gauge condition, implies that that sources moves on a geodesic of Minkowski's spacetime. This undeniably excludes any gravitationally-driven orbit. The rigorous, self-consistent derivation includes a careful inspection of the nonlinearities [135, 144].

where the integral is over the source's spatial support  $\mathcal{S}$ . Although the leading order result (1.17) is usually not enough for the actual detection of a GW [135, 154, 155], it readily shows that GW are generally produced by time-varying *quadrupoles*. The quadrupolar nature of GWs is intrinsic to gravitation, much like the dipolar nature of EM waves is reminiscent of electrodynamics. In linearized GR, the conservation of energy and linear momentum of the source prevents monopole and dipole radiation, respectively. Again, in the full picture this is not so simple, as GW do, in fact, transport energy and linear momentum which they extract from the source [135].

### GW amplitudes

Still, from equations (1.17) and (1.18), one can obtain a good estimate for a typical GW amplitude. In particular, if a non-spherical source has a rotational frequency  $\Omega$ , mass  $M$  and length scale  $L$ , then  $Q_{ij} \simeq AML^2$ , with  $A$  a numerical coefficient measuring the asymmetry of the source. At some distance  $R \equiv |\mathbf{x}|$ , we thus get a typical GW amplitude of

$$h_{\text{GW}} \simeq A \frac{L}{R} \frac{2GM}{Lc^2} \left( \frac{\Omega L}{c} \right)^2. \quad (1.19)$$

The first two terms show that non-spherical systems ( $A \simeq 1$ ) that are not too far away ( $L/R$  reasonably small) will produce GW with greater amplitude. The third term we recognise as (twice) the compactness parameter  $\Xi \equiv GM/Lc^2$ , a first hint that we should expect compact objects to be the most promising sources of GW. In particular, systems involving black holes (BH) and neutron stars (NS) ( $\Xi_{\text{BH}} = 1/2$  and  $\Xi_{\text{NS}} \simeq 0.2$ ) should be excellent candidates. The last term in (1.19) shows that among these sources, those with relativistic internal velocities  $v \simeq \Omega L$  produce GW with a greater amplitude. This can be either the proper rotation of an isolated compact object, or the relative orbital velocity in a binary system. Naturally, these characteristics lead us to extreme astrophysical sources which are, by definition, far away from us. Consequently, the main goal of GW detection is to focus on compact sources and build GW detectors sensitive enough to account for the  $L/R \ll 1$  term.

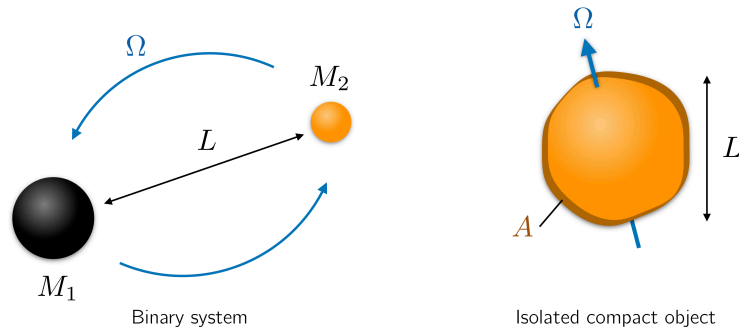


Figure 1.8: Physical characteristics of astrophysical sources involved in the typical amplitude (1.19) and frequency (1.21) estimates, with  $A$  representing the deformation (distance to spherical symmetry).

## GW frequencies

As we have just seen, promising sources of GW are rapidly rotating, asymmetric, isolated compact objects and orbiting binaries. Let us apply the first quadrupole formula (1.17) to a binary system of compact objects of total mass  $M \equiv M_1 + M_2$  on a circular orbit of radius  $L$  and angular frequency  $\Omega$ . We skip the details, referring to [135] for more on this calculation. We obtain, in the TT gauge, for the + polarization,

$$h_+(t, \mathbf{x}) = \frac{\iota_+}{|\mathbf{x}|} \frac{4G\mu}{c^2} \frac{\Omega^2 L^2}{c^2} \cos(2\Omega t_{\text{ret}}), \quad (1.20)$$

where  $\mu \equiv M_1 M_2 / M$  is the reduced mass,  $t_{\text{ret}} \equiv t - |\mathbf{x}|/c$  is the retarded time as in (1.17), and the coefficients  $\iota_+$  is a geometrical factors that depend on the relative inclination of the orbit with respect to the observer (see [140] for details). A similar equation holds for the  $\times$  polarization, obtained by replacing  $(\cos, \iota_+)$  by  $(\sin, \iota_\times)$ . We see from Eq. (1.20) that the frequency  $f_{\text{GW}}$  of the GW is twice that of the source's orbit:  $f_{\text{GW}} = 2\Omega$ . By combining Kepler's third law in the form  $\Omega^2 L^3 = GM$  and the definition of the compactness  $\Xi$ , we get the estimate

$$f_{\text{GW}} \simeq \frac{c^3 \Xi^{3/2}}{GM} \Rightarrow f_{\text{GW}}(M) \simeq \frac{M_\odot}{M} \cdot \Xi^{3/2} \cdot 100 \text{ kHz} \quad (1.21)$$

This formula already shows that more massive systems generate GW with lower frequencies. For compact binary systems,  $\Xi$  is much less than the compactness of the individual bodies ( $\Xi_{\text{BH}} = 1/2$  and  $\Xi_{\text{NS}} \simeq 0.2$ ) because  $L$  is the orbital separation. This estimate allows one to compute the typical frequency-range of GW emitters of astrophysical origin, as discussed in the next section.

## Coalescence of binary systems

Binary systems of BH and/or NS<sup>22</sup> are undoubtedly the most important and promising sources of GWs. The main reason behind this is that (1) they are made of the most compact objects in the Universe, and (2) they are naturally occurring systems with the crucial ‘‘varying-quadrupole’’ nature, due to their gravitationally bound orbit. The orbital evolution of these sources is typically split into three phases:

- the *inspiral*, during almost all of a binary's lifetime, when the orbital separation  $L$  gradually decreases due to GW emission, but remains otherwise large compared to the individual objects radii  $R_S$ ;
- the *merger*, describing a highly nonlinear and relativistic region of spacetime where the two bodies are close to one another and then make contact, in the sense that the length scales verify  $L \simeq R_S$ ;

<sup>22</sup>Theoretically, more exotic types of objects, such as dark stars [156] or boson stars [157] could also be included into this class. White dwarfs on the other hand, although compact, have too large of a radius to coalesce: they never reach the last stable orbit that would provoke a merger. Yet, they do produce GWs, which could be detected as part of a GW stochastic background or as resolved individual sources [158] (see also Sec. 1.3.3).

- the *ring-down*, when the newly formed, compact object relaxes towards a steady-state, either a BH in quasi-equilibrium or a big NS close to the mass limit.

The typical waveform for these systems, depicted in Fig. 1.9, clearly shows these three different stages. Binary systems are usually divided between sub classes that depend on the masses of the compact objects: stellar-mass binary systems, extreme and intermediate mass-ratio inspirals, and supermassive BH binaries. Since general relativistic effects prevent NSs from having a mass higher than around  $2.2$  to  $2.6M_{\odot}$  [96, 100], this classification primary depends on the BH masse(s) involved in the binary.

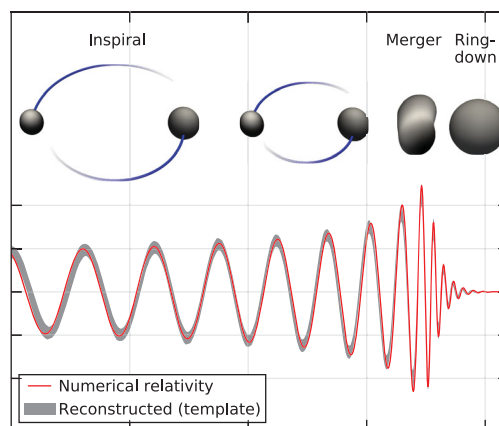


Figure 1.9: A typical GW signal emitted by a binary system of compact objects, with its three phases: inspiral, merger and ring-down. This signal is a reconstruction of the first detection event, GW150914. We clearly see that both the amplitude and the frequency rise until merger. *Source:* [159]

Stellar mass binary systems refers to those with one or two BHs that have masses in the range  $1M_{\odot} - 100M_{\odot}$ . The astrophysical origin of such binaries is still an intense field of research, in particular for the more massive objects. Stellar/collapse formation scenarii favor BH with masses in the range  $5M_{\odot} - 50M_{\odot}$ . The lack of evidence for BH with masses less than  $5M_{\odot}$  is refereed to as the *mass gap*. Reasons for its existence are still debated, from physical theories to observational bias [96]. Still, their most likely progenitors are expected to be binary stars with one (or both) undergoing a gravitational collapse, forming a BH or a NS, depending on its initial mass, or perhaps through gravitational capture, in highly populated regions of galaxies [96].

On a drastically different scale, there is a general consensus today that most galaxies are host to a supermassive black hole (SMBH) with a typical mass of at least a million, up to a few billion Solar masses [160]. As a consequence, when two galaxies merge, their SMBH undergo a slow inspiral which may result into a coalescence over the billion years timescale, depending on their environment and their masses [161, 162]. These mass and time scales imply that SMBH binaries, if they

exist, would be GWs emitters in frequency range the mHz and nHz. As GWs extract linear momentum from the system, an interesting byproduct of these binaries is that the post-merger SMBH may be ejected from its host galaxy. This effect, called gravitational recoil, may have major astrophysical consequences [163]. More details about SMBH binaries may be found in the recent review [96].

Lastly, the asymmetric combination of very large and low mass objects results in systems called extreme mass ratio inspirals (EMRIs). In practice, these systems are expected to exist close to the centre of galaxies where an SMBH may trap a compact star or a massive BH. They are of particular interest because the small body acts as a probe of the background BH spacetime. Consequently, the detection of GW from EMRIs are anticipated tests of GR in the strong-field regime. In particular, GWs from these systems will allow a test of the no-hair theorem, which states that BHs are uniquely determined by two numbers, their mass and spin [164–166]. The natural angle of attack for theoretically describing such systems is black hole perturbation theory, which takes advantage of the small mass ratio (between  $10^{-4}$  and  $10^7$ ) to solve the Einstein equation in a perturbative manner. We shall come back to this formalism in Chap. 2. Contrary to stellar-mass binaries, which enter the detector only around the last orbits of the inspiral, the merger and ring-down), GW signals from EMRIs will consists in many (several hundred up to hundreds of thousand) orbital cycles, spanning anything from a few weeks to several years. The typical trajectory of the small body is very complex: it is three-dimensional and combines large spin precessions with high eccentricities, cf. Fig. 1.10.

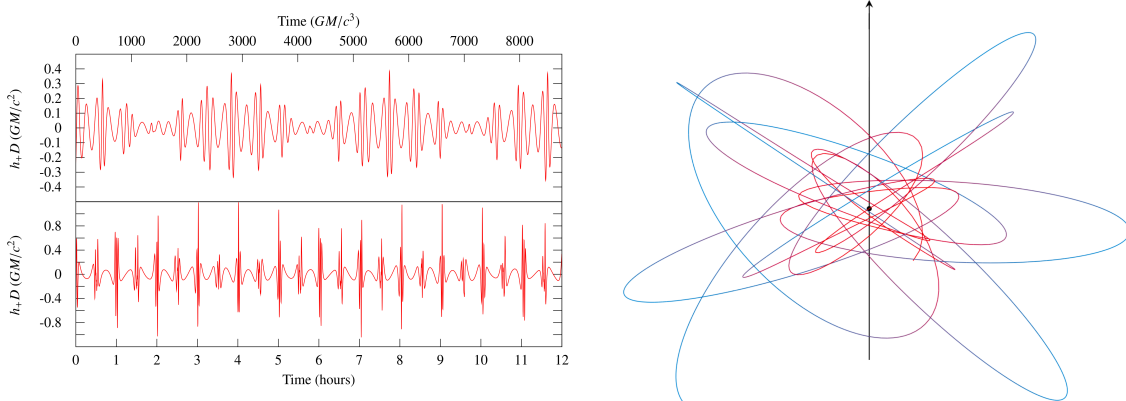


Figure 1.10: *Left*: the “+” polarization of a typical GW signal from an eccentric, inclined EMRI obtained with a stellar-mass object orbiting a  $10^6 M_\odot$  Kerr BH, with spin parameter  $a = 0.9$  [167, 168]. The amplitude modulation on the top is due to the precession of the orbital plane, while the sharp peaks on the bottom coincide with passage at the pericenter (closest point to the central BH). *Right*: typical (Euclidean-mapped) trajectory of a test particle in the Kerr spacetime, represented by a timelike geodesic [169].

### Isolated sources

Some isolated NSs are expected to emit a steady, very clean, sine-wave-like GW signal. However, this can only be the case if they are not axisymmetric, in which case their mass quadrupole is almost constant and therefore the quadrupole formula

(1.18) indicates a very low amplitude for the GW. A typical order-of-magnitude estimate gives, for such a rotating body

$$h_{\text{GW}} \simeq \frac{1}{|\mathbf{x}|} \frac{4G}{c^4} \Omega^2 \delta I, \quad (1.22)$$

where  $\delta I \equiv |I_1 - I_2|$  is the difference between the principal moments of inertia of the body orthogonal to the spin axis. As an example, a mountain of mass  $m$  located at the equator of a body of radius  $L$  generates  $\Delta I = ma^2$ . This estimate strongly depends on the equation of state of the NS [170], and gives  $h_{\text{GW}} \simeq 10^{-25}$  for typical values of a typical,  $k\text{Hz}$ -rotating neutron star located in the galaxy  $|\mathbf{x}| \simeq 10\text{kpc}$ . Although this makes it a very low amplitude source, the near-constant periodicity of the amplitude should allow for a signal accumulation over long times, and thus a direct detection of these so-called ‘‘continuous GWs’’ in the future.

As we have seen, emitting GWs requires huge power outputs. As a consequence, core-collapse supernovae (CCSN) were the first natural candidates to be considered [171]. During a CCSN, a star reaches the end of its life: its newly formed,  $\simeq 1.5M_{\odot}$  iron core collapses on itself, creating a proto neutron star. The outer layers of the stars then start to fall inward and bounce off the core. The resulting shock, if energetic enough, breaks out from the star’s envelope, leading to a supernovae explosion. During this event, GWs may be emitted at various stages, typically when the approximate axisymmetry of the star breaks. For example, during the bounce of the core [172], or alongside the (anisotropic) emission of neutrinos [173]. Although the typical GW amplitude for these CCSN depend on a considerable number of physical parameters (mass, size, spin, magnetization, environment, equation of state, etc), a typical order-of-magnitude is [174]

$$h_{\text{GW}} \simeq 10^{-24} \frac{\Omega}{1\text{kHz}} \frac{20\text{Mpc}}{|\mathbf{x}|}, \quad (1.23)$$

where  $\Omega$  is the star’s angular frequency. The GW signal from these systems is rather unique and very complex. Typically, it is made of a short burst followed by an erratic tail, and is much different than the smooth, continuous signals emitted by coalescing binary systems (compare a typical CCSN signal in figure 14 of [175] to figures 1.10 and 1.17 that depict waveforms from a coalescing binary). Consequently, the technique of matched filtering (see paragraphs below), so powerful when it comes to compact binary systems, is much less adapted for these type of systems, and alternative detection techniques must be used (excess-power searches in the time-frequency domain [176], deep learning algorithms [177], etc). The expected rarity of these events (a few per century) is balanced by the fact that they should often present an EM counterpart, which would vastly help their detection [178]. Obtaining gravitational waveforms of CCSN is an incredibly difficult task, which relies almost entirely on numerical methods, as they are dominated by stochastic processes. The field is an intense and active domain of research (see [179, 180] and references therein for recent, state-of-the-art simulations and computations).

Finally, let us mention other astrophysical sources of importance which are related to compact objects. Galactic binaries, which encompass white dwarf (WD)

binaries or more generally binary systems with one compact object (BH, NS or WD). When entering the detectors, these systems will be far away from coalescence and their very large population (at least a few hundred millions in the Milky Way) will create an unresolved background of periodic GWs, with typical frequencies in the range 1-10 mHz [181,182]. Accreting compact objects should also produce detectable GWs, for example, matter (say a main sequence star) tidally disrupting as it approaches a BH's horizon (see Sec. 4.3 of [135]), or accreting neutron stars [183,184]. Elastic collisions between BHs (see Sec. 4.4 of [135]), which produce a characteristic wave form, and close-by inspiralling globular clusters may be detectable as well [185].

### Cosmological sources

Promising sources of GW are not limited to astrophysics, as we also expect to be bathing in a GW background, part of which should have been generated during the early phases of the Universe. Just like the incoherent background of astrophysical sources described above, GWs of cosmological origin must be described statistically, by means of an ensemble average<sup>23</sup>. Among the sources, we find [152]

- quantum density fluctuations amplified during the inflation period,
- various matter creation mechanisms during the reheating epoch,
- first-order phase transitions, at the epoch of electroweak symmetry breaking,
- networks of topological defects, such as cosmic strings, monopoles or textures. strings.

The stochastic background of GW generated during inflation contains a scale-invariant, irreducible component that is inflation model-independent. To this day, it has not been observed, although it should have left B-modes imprints into the CMB polarization, as well as distortions in the CMB black-body spectrum. However, this absence of detection puts stringent limits as to the frequencies of this GW background [187]. Thankfully, an increasing number of experiments are underway to try and detect these B-modes, while pulsar-timing methods (see Sec. 1.3.1) provide another promising way of putting bounds on the GW stochastic background, if not measuring it directly. For more on GW cosmology, we refer to the recent and thorough review [152].

As a summary, Fig. 1.11 recapitulates the different sources of GWs discussed above. For reviews and additional details on GW sources, see [170,188].

## 1.3 A new astronomical era

Nowadays, it has become customary to read (part of) the following sentence “gravitational waves mark the dawn of a new era –or revolution– in astronomy”. This

<sup>23</sup>As always in cosmology, we must rely on some kind of ergodic hypothesis to argue that an ensemble average (impossible as we have only access to one Universe) coincides with a time average [135,186].

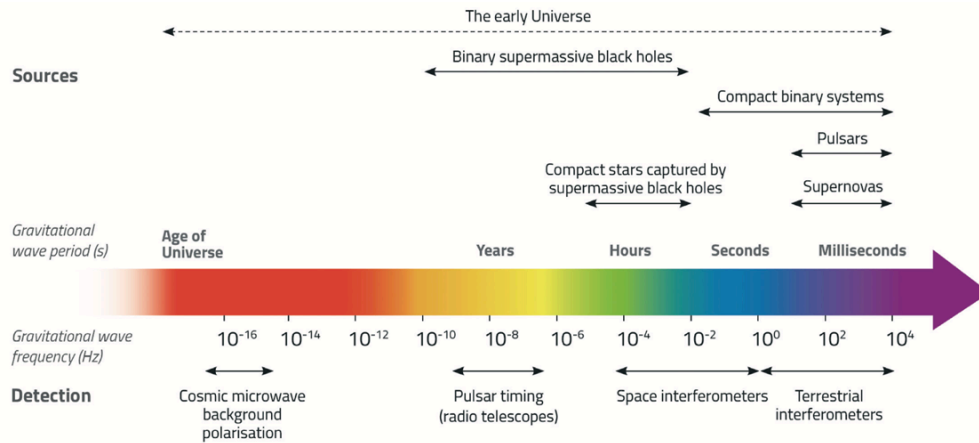


Figure 1.11: Taxonomy of different GW sources (top) with their associated, typical frequency-range and detectors (bottom). *Source: LISA NASA website*

is true both in public media, blog articles and in particular in the first introductory paragraph of scientific articles of peer-reviewed journals. Indeed, since the first detection of gravitational waves in 2015, the field of gravitational wave astronomy has had a tremendous amount of success. In this last section, to conclude this first chapter, we will come back on the major discoveries allowed by GW observations from the last seven years (Sec. 1.3.2), present a non-exhaustive selection of applications that have been made thanks to these GW detections and what the future generation of GW detectors will bring (Sec. 1.3.3)

### 1.3.1 GW Detection

In this section, we examine how GWs interact with point particles and how GW templates are built, in order to understand how current ground-based GW interferometers work. We also discuss two other types of “detectors”, namely the Weber bars, and pulsar-timing arrays.

#### GWs and test particles

The best way to understand how GWs are detected is to first describe how they interact with matter. The canonical way of explaining this interaction is to consider two test particles at rest with respect to one another in the absence of the GW. In a system of TT coordinates  $x^\alpha = (t, x^i)$ , the spacetime interval  $ds$  between two nearby events reads, by definition of the metric (1.7),

$$ds^2 = -dt^2 + (\delta_{ij} + h_{ij})dx^i dx^j + O(h^2). \quad (1.24)$$

To observe a true physical effect of the passing of a GW, we must study physical observables, for example, a distance or time measured operationally by an observer. Suppose that an observer in the spacetime (1.24) sends a light ray in an arbitrary direction, until the ray bounces off a mirror and comes back. Between these two events (emission and reception) the observer measures, with its clock, a proper time



interval  $\Delta\tau$  (on the left in Fig. 1.12). Since this is one round trip of a light ray traveling at  $c = 1$ , the observer defines a “proper distance”  $L$  between themselves and the mirror “à la Einstein-Poincaré” [21, 189]

$$L \equiv \frac{1}{2}\Delta\tau. \quad (1.25)$$

To link the distance  $L$  (defined as a proper time interval) to the GW (encoded in the TT-coordinate expression of  $h_{ij}$ ), one must appeal to two things. The spacetime events “emission” and “reception” are, by definition, the intersections of two distinct geodesics: a timelike one, the observer’s worldline (in blue in Fig. 1.12), and a null one, the light ray’s path (in yellow in Fig. 1.12). Solving the geodesic equation for the observer’s worldline is a classical exercise (see e.g. [135] or [190]). It reveals that (1) the TT space coordinate of the observer remain constant, and (2) the TT time coordinate along its worldline coincides with its own proper time (all this holding at linear order in  $h$ ). These two properties are rather important: the former shows that the observer does not move in the TT coordinates, even though a GW passes, and the latter implies the key relation

$$\Delta\tau = \Delta t + O(h^2) \quad (1.26)$$

between the proper time interval  $\Delta\tau$  he measures and the TT time interval  $\Delta t$  elapsed between emission and reception. Since we expect  $h = O(10^{-21})$  for a typical GW, we can safely work at linear order. Now, between these two events, the light ray travels on a null geodesic, such that  $ds^2 = 0$ . Inserting this in (1.24), allows one to solve the resulting equation for  $dt$  in terms of  $dx^i$ , and integrating along the null geodesic gives

$$\Delta t = 2\Delta x \left( 1 + \frac{1}{2}h_{ij}n^in^j \right) + O(h^2), \quad (1.27)$$

where  $\Delta x^2 \equiv \delta_{ij}\Delta x^i\Delta x^j$  is the coordinate spatial distance between the two events as measured in flat spacetime and  $n^i$  is the (Euclidean) unit vector joining them, see Fig. 1.12. In Eq. (1.27), the 2 comes from the light path being a round trip and the 1/2 from expanding a square root to stay linear in  $h$ , and  $\Delta x^i$  is the TT coordinate spatial distance between the two events. Since  $\Delta x$  coincides with the proper distance  $L_0$  between the observer and the mirror in flat spacetime (with  $h_{ij} = 0$  in (1.27)), we conclude, thanks to Eqs. (1.25), (1.26) and (1.27), that the proper distance  $L$  between the observer and the mirror varies when a GW passes, according to

$$L = L_0 \left( 1 + \frac{1}{2}h_{ij}n^in^j \right) + O(h^2). \quad (1.28)$$

Given the typical waveform (1.20) of  $h_{ij}$ , we see from (1.28) that the distance between the test masses oscillates as the GW passes. This length variation induces a change in the optical path that a light ray follows between the test masses. These tiny length variations are measured by interferometry, the test masses being the mirrors of the interferometer. We will describe the current GW interferometers and their detection method below.

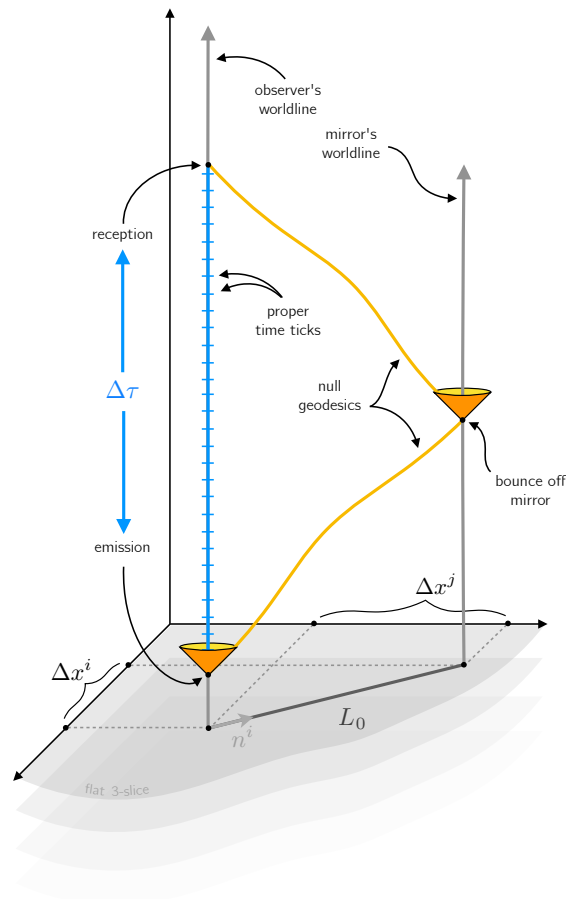


Figure 1.12: Spacetime diagram showing the geometry of a distance measurement in presence of a GW. The distance  $L$  of (1.28) is defined as (half) the proper time interval  $\Delta\tau$  measured by an observer (left), while he waits for the return of the light ray that bounces off a mirror (right). This measurement can be compared to the Euclidean distance  $L_0$  measured in the flat spacetime when there was no GW (bottom).

### GW templates and matched filtering

Reducing the noise in the GW detectors is a considerable effort, but still insufficient to detect a GW. Indeed, except for very loud (and thus rare) events, the GW signal is usually hidden in the detector's output. In order to extract the GW data, a systematic search is performed using a technique called *matched filtering*, which we now describe briefly. See otherwise [135] and references therein for details.

The first step in realizing this program is to solve the Einstein equation. More precisely, we need to know as accurately as possible the potential signals  $h(t)$  that may be coming from a given source of GW. Depending on the physical parameters of the source (e.g., masses, spins, orbital parameters, etc for compact objects) a theoretical/numerical work allows theoretical physicists to build these GW templates. They are theoretical signals, solution to the Einstein equation, obtained by a combination of approximation schemes and numerical methods. In particular, focusing on compact binaries, the tools available to theoreticians are:

- post-Newtonian (PN) expansions [144, 191–194], which aim at solving the Einstein equation in an expansion with respect to the small parameter  $\epsilon \equiv v^2/c^2$ ,

where  $v$  is the typical orbital velocity of the source. This method allows one to express various quantities of interest at a given order in  $\epsilon$ , for example the equations of motion of the binary, from which one can extract the binding energy  $E$ ; and the metric perturbation  $h_{ab}$  far away from the source, allowing one to compute the GW energy flux  $\mathcal{F}$ . GW templates are then constructed adiabatically, i.e., by stitching together multiple circular orbits<sup>24</sup> of decreasing orbital radii (see Chap. 3 for details). In particular, if both  $E$  and  $\mathcal{F}$  are known at some given PN order for a circular orbit of orbital frequency  $\Omega$ , then the balance equation  $\dot{E}(\Omega) = -\mathcal{F}(\Omega)$  can be integrated to find the evolution of the orbital phase, as:  $\phi \equiv \int \Omega dt = -\int \Omega (dE/d\Omega) \mathcal{F}(\Omega)^{-1} d\Omega$ . Since  $v/c \simeq GM/Lc^2$  for self-gravitating binary systems with total mass  $M$  and separation  $L$  (thanks to the virial theorem), the PN formalism is particularly adapted for describing the inspiral phase of compact binaries, where the separation  $L$  remains large compared to the object's proper size and the orbital speed remains small  $v \ll c$ . For up to date, state-of-the-art PN results, see [195].

- black-hole perturbation techniques, are based on the idea that some relativistic systems are close to an isolated BH, and look for solutions to the Einstein equation as the sum of a BH metric plus a small perturbation. Two important applications are: the gravitational self-force (GSF) theory [196, 197, 197–199], and quasi-normal modes (QNM) analysis [200–202]. The former applies to EMRIs: one expands the perturbation  $h_{ab}$  in powers of the small mass ratio, and derives both the metric and the equation of motion of the small body in the BH spacetime background (see Sec. 2.2.4). This method covers the inspiral up to the plunge, as well as the ring-down of the binary, but is limited to EMRIs (mass ratio  $\simeq 10^{-7} - 10^{-4}$ )<sup>25</sup>. The gravitational waveforms are then computed directly from the metric perturbation  $h_{ab}$ . In practice, the linear order perturbation is sufficient for GW detection but second order results will be necessary for parameter estimation. QNM theory aims at computing the relaxing modes of a vacuum metric representing an isolated, perturbed BH. This perturbation, encoded in the vacuum metric, can be used to derive the waveform of the ring-down (post-merger) of binary inspirals, or of BH collisions.
- numerical relativity (NR) consists in solving the Einstein equation numerically, typically by decomposing it into a 3+1 space/time system of partial differential equations. Since the simultaneous breakthrough in the early 2000s by independent groups [208–210], NR is able to simulate efficiently the formation and ring-down of a Kerr BH after the merger of two smaller ones. As of today, different NR groups release waveform banks that cover most of a binary's coalescence, including spins and eccentricities [211–213]. Although

<sup>24</sup>PN theory has also been developed to handle eccentric orbits, in which case one also needs to rely on the balance of angular momentum in addition to the balance of energy.

<sup>25</sup>Although a number of recent results seem to converge on the fact that GSF theory may very well hold for mass ratios that are not that small (for the so-called intermediate mass ratio inspirals (IMRIs), with mass ratio  $\simeq 10^{-4} - 10^{-2}$ ), or even with mass ratio flirting with unity [203–207].

it has a priori no intrinsic physical limitations (no approximation scheme is involved), the computational cost is the limiting factor for this method, which is still complementary to other analytical approximation schemes. References for current state-of-the-art results of NR may be found in Sec. 4 of [96] and references therein.

As we mentioned, these methods are particularly relevant to a portion of the whole coalescence, and/or to a subclass of sources. Consequently, to obtain complete waveforms that span the early inspiral up to the ring-down, effective and phenomenological schemes, among which the effective-one-body (EOB) model [214,215] and the Phenomenological (Phenom) formalism [216], are used. The EOB formalism consists in mapping the true metric of a relativistic two-body system to that of an effective metric, parametrized by the binary’s physical characteristics (masses, spin, ...). The model was initially introduced by Alessandra Buonanno and Thibault Damour in [217,218] and has since been successful at modelling binary systems with a wide range of parameters. By construction, the EOB dynamics reduce to the geodesic motion of a test particle in a Schwarzschild background in the extreme mass-ratio limit, and to the Newtonian 2-body dynamics in the weak-field/small-velocity limit. Beyond these two cases, the EOB formalism needs to be “calibrated” using a combination of results from NR, GSF and PN expansions. EOB is able to provide “factorized” waveforms for the whole coalescence of a binary system, by smoothly stitching together the inspiral-plunge and merger-ring-down waveforms. As such, the EOB framework plays a central role in the detection of GW events by current ground-based detectors [219,220]. The Phenom model [216] is based on the simple idea that a GW signal, however complicated, may always be written in the form  $h(f, \vec{p}) = A(f, \vec{p}) \exp(i\Phi(f, \vec{p}))$ , with  $A$  the amplitude and  $\Phi$  the phase of the waveform, that depend on the instantaneous frequency  $f$  and a set of physical and phenomenological parameters encoded in the vector  $\vec{p}$ . These parameters are fixed by comparing with other frameworks (PN, GSF) and/or calibrating with NR results. Both the EOB and Phenom schemes are now able to include spin precession, orbital eccentricity as well as tidal effects. Details and references may be found in Sec. 6 of [96]).

An overview and historical perspective results for all these schemes can be found in the review [221]. It should be noted that, although all these methods have strengths and weaknesses, they are not limited to some well-defined number of contexts, but rather overlap in their application range. What’s more, we find in the literature a number of studies that conducted comparison between all these approximation, numerical and effective schemes, essentially showing agreement between all methods whenever they can be compared [204,222,223].

Once GW templates have been constructed, they are stored into GW template banks, which are regularly updated and improved. These templates depend on intrinsic parameters that enter the source’s description: masses, spins, and other geometric parameters: location in the sky, orientation with respect to the detector etc. These waveform banks are crucial for the detection of the GW itself, as they allow (1) to extract the GW from the noisy detector’s output by making a systematic

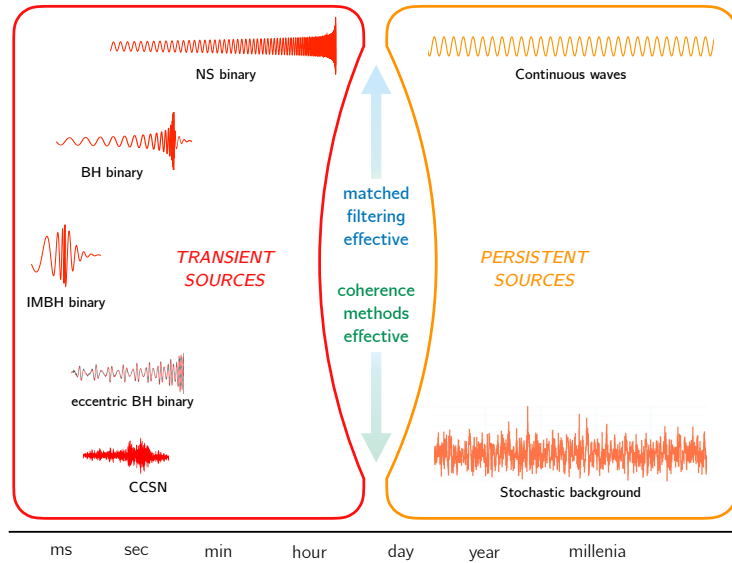


Figure 1.13: This diagram shows the different types of GW sources. The horizontal location determines the (order of magnitude of) the waveform duration in LIGO-Virgo-Kagra, with transient sources (compact binary mergers and CCSN) on the left, and persistent (i.e., continuous) sources on the right. The vertical location determines the degree of effectiveness of the two main detection techniques: matched filtering method for the top (phase-fitting with GW template, adapted for long-lasting, slowly varying waveforms) and the coherence method (looking for coherent, excess power in several detectors, most effective for erratic signals). Note that intermediate-mass BH binaries are in between the two. *Source: adaptation from private communications with Jess McIver and David Shoemaker.*

search (see below), and (2) estimate the source’s parameters with best confidence once the GW signal is extracted.

The second step is to analyze the detector’s output signal and extract the GW data. To illustrate, let us think of the detector’s output as a superposition  $h(t)+n(t)$ , of a “true” GW signal  $h(t)$  and some random noise  $n(t)$ . Even with all the noise reduction techniques involved in the detectors, one typically has  $|h| \ll |n|$ , so that the GW signal is hidden in the output. Thankfully, there exists a detection method called “matched filtering” that is tailored to the situation, taking advantage of the fact that (1) the GW and the noise have very different frequency characteristics (the GW has a well-defined, regularly evolving frequency whereas the noise is erratic with a wide range of frequencies), and that (2) we do know what kind of  $h(t)$  to expect from typical sources, thanks to GW templates. In a word, matched filtering consists in comparing a GW template to the detector’s output and compute the cross-correlation between them. The higher the correlation, the stronger our confidence in having detected a GW signal. If the same template accounts for several different detectors, then there is no doubt that a GW has passed. Matched filtering is a very elegant detection technique which we briefly describe below, referring to [135] for details and [224] for an introduction to other approaches in GW detection.

Let us think of the detection as a linear process with some given transfer function  $D(\omega)$  (Fourier-domain equivalent of its impulse response). In order to know if some

GW signal  $h(t)$  is present in the detector's output, one constructs the signal-to-noise ratio (SNR) classically, as

$$\text{SNR}[\mathbf{D}] \equiv \frac{S}{N}, \quad S \equiv \int_{\mathbb{R}} \mathbf{D}(\omega) \tilde{h}(\omega) d\omega, \quad N^2 \equiv \int_{\mathbb{R}} |\mathbf{D}(\omega)|^2 S_n(\omega) d\omega, \quad (1.29)$$

where  $S$  is the output power of the filtered GW signal  $\mathbf{D}(\omega) \tilde{h}(\omega)$  (recall that time-convolution is equivalent to Fourier multiplication), and  $N^2$  is the output power of the filtered noise, described by its power spectral density  $S_n(\omega)$ . To check whether the GW  $h(t)$  is in the output, we want to make  $\text{SNR}[\mathbf{D}]$  maximal. To this end, we can try different transfer functions, or filters  $\mathbf{D}$ , but then the question becomes: which  $\mathbf{D}$  will maximise the value  $S/N$ ? An elegant solution to this (classical) optimization problem is obtained by writing (1.29) into a form that involves a scalar product. Indeed, if we control the typical noise entering the detector (and thus its  $S_n$ ) we can define for any two complex functions  $(\tilde{f}, \tilde{g})$  a positive definite scalar product by

$$(\tilde{f} | \tilde{g}) \equiv \int_{\mathbb{R}} \tilde{f}(\omega)^* \tilde{g}(\omega) \frac{d\omega}{S_n(\omega)} \quad \Rightarrow \quad \text{SNR}[\mathbf{D}] = \frac{(\mathbf{D} S_n | h)}{\|\mathbf{D} S_n\|} \quad (1.30)$$

with  $\|\tilde{f}\|^2 \equiv (\tilde{f} | \tilde{f})$ . The expression for the SNR on the right of (1.30) is particularly appealing, and one may even say that it already contains the solution to the maximization problem. Indeed, let us recall the Cauchy-Schwarz inequality  $(\tilde{f} | \tilde{g}) \leq \|\tilde{f}\| \|\tilde{g}\|$ , with equality if and only if  $\tilde{f} \propto \tilde{g}$ . Applying this to the right-hand side of (1.30), we readily conclude that the SNR is always bounded above by  $\|h\|$ . Moreover, from the equality case we find that this bound  $\|h\|$  is the SNR's maximum, reached when  $\mathbf{D} S_n \propto \tilde{h}$ . In other words,

$$\text{SNR}_{\max} \equiv \sqrt{\int_{\mathbb{R}} \frac{|\tilde{h}(\omega)|^2}{S_n(\omega)} d\omega}, \quad \text{obtained when} \quad \mathbf{D}(\omega) \propto \frac{\tilde{h}(\omega)}{S_n(\omega)}. \quad (1.31)$$

To summarize, when some GW enters the detector, the output is a noisy signal, with a low SNR. Heuristically, one can think of matched filtering as sliding thousands of stencils over the output and finding the best matching one. In practice, this amounts to trying many different filters: one explores the GW templates bank (using a standard MCMC method) to try and find the filter with the highest SNR. By construction, this template must be very close to the real GW (in the sense of the above scalar product). If  $n(t)$  were a white noise, then  $S_n$  would be constant, and therefore the best filter would be the GW signal itself (recall (1.31)). In general,  $n(t)$  is much richer than white noise, and the integration measure  $d\omega/S_n(\omega)$  acts as a weight that dictates which frequencies should be tuned up or down in the filter so as to maximize the SNR. An illustration of this GW extraction from a noisy signal is depicted in Fig. 1.14, with signals taken in the second detection of GWs by the LIGO interferometers [225].

Lastly, we should mention that matched filtering only works well for signals that are well-modeled, so as to give enough time for the matching to align the template with the true signal in order to produce a large SNR. For example, strongly modulated GW signals, such as those produced by highly eccentric orbits are currently

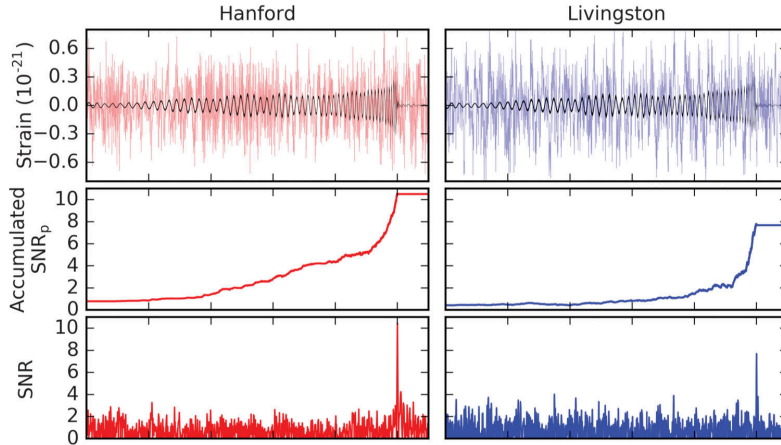


Figure 1.14: Top row: (slightly filtered) strain data from the detectors output. In black, the best-match template is presented, whose amplitude lies way below the noise level [225].

not well-modeled to be detected via matched filtering. Less predictable signals, such as short-lasting “burst” produced by CCSN, rely on other detection methods, typically a search for coherent GW power across the detectors network. Recent readout techniques, involving for example deep-learning algorithms [177] or the so-called balanced homodyne schemes [226] are being developed and are very promising, in particular for the new generations of detectors.

### Terrestrial GW interferometers

From Eq. (1.28), we see that the typical relative displacement  $(L - L_0)/L_0$  to be measured is of the order of the GW amplitude  $h$ . Even for a rest length  $L \simeq 1$  km, already  $\Delta L \simeq 10^{-18}$  for a typical binary system GW, which is smaller than a thousand of an atom’s radius. Measuring such a relative variation in distances is a remarkable challenge. To achieve such, light rays are sent to bounce back and forth between the test masses, which are realized by suspended mirrors. Since the distance between these mirrors changes with time, so does the optical path for the light ray, which naturally calls for laser interferometry. Today’s GW detectors are therefore nothing but giant interferometers. More precisely, a single laser is split in two, thanks to a semi-reflecting lens, and injected into two perpendicular, km-long vacuum tubes. At the end of both arms, a suspended mirror reflects the laser, which is then recombined<sup>26</sup>. This recombination between two coherent rays creates an interference pattern whenever the optical path differs between the two: one obtains an output of typical amplitude  $10^{-21}$ , which encodes all sources of noise as well as a potential GW signal.

The mirrors are suspended to an ingenious system of pendulums to (1) counteract Earth gravity and make it a virtually free-falling particle, and (2) isolate against seismic noise. Speaking of noise, there lies the most challenging aspect of GW detec-

<sup>26</sup>In practice, the light makes around 150 round trips in the vacuum cavity thanks to additional mirrors to make one Fabry-Perrot cavity in each arm, before being recombined. This effectively enhances the length of the detector’s arms




Figure 1.15: *Left*: exterior view of the Virgo observatory, with the Alps in the background. Visible are the two perpendicular, 3km-long arms extending from the main building. Credit: *Nicola Baldocchi*. *Right*: the 40 kg mirror (bottom) in the LIGO detector, suspended by silica fibers to the seismic noise-reducing pendulum system (top). Credit: *LIGO*.

tion at the technical level: GW detectors have to be able to distinguish between a GW signal and all sorts of noise. Current detectors have a sensing bandwidth from tens to thousands of Hertz. At low frequency (between 10 and 50 Hz), the noise is dominated by scattered light and seismic activity, while quantum noise dominates high frequencies (above 700 Hz) noise. See [227, 228] for the different types of noise, and how they can be controlled/reduced in the LIGO [229] and Virgo [230] detectors<sup>27</sup>.

As of July 2021, six independent such interferometers are dedicated to the detection of GWs and are active. The three most important make the so-called LVK collaboration: the two Advanced LIGO observatories (based in the USA), the Advanced Virgo detector (based in Italy) (cf. Fig. 1.15) and the KAGRA detector (based in Japan). The other three AIGO (Australia), CLIO (Japan), and GEO600 (Germany) have a much lower sensibility than LVK but have been essential to the development and improvement of their technology.

### Resonant mass detectors

Although the first indirect observation of GWs dates from 1974, we find in the literature as soon as 1969 an article published by Joseph Weber [233], announcing the first direct detection of GWs using an apparatus invented by himself [234] and today known as a “Weber bar”. This detection technique consists in tuning the resonant frequency of a metal mass around 1kHz, a frequency associated to a number of GW sources. Typically, these bars are 1m-long, 30cm wide cylinders made of aluminum-alloys, and thus weight a few tons. As a GW passes, it squeezes/extends the bar slightly (recall Eq. (1.28)), and these contractions are captured by a clever read-out

<sup>27</sup>See [231] for a noise hunt in the detector’s output, showing how external sources such as wind, ocean waves, human activity, airplanes, thunderstorms, helicopters, etc couple to the detector.



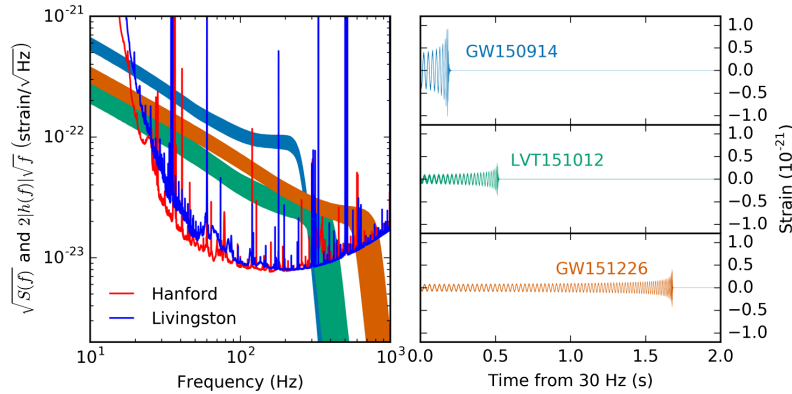


Figure 1.16: The left figure shows the amplitude spectral density of the total strain noise of both LIGO detectors, along with the path followed by the three most significant events, during the O1 run. By construction, the SNR of each event can be read as the area between these paths and the noise curves. On the right, the (recovered) time evolution of these three signals is depicted, starting at around 30Hz when they enter. Notice the different duration of the signals and the unexpected “loudness” of the very first event, GW150914. *Source:* [232].

electro-mechanical system called a “resonant transducer” [135]. By construction, although this apparatus has a very narrow frequency range (few hundred Herz), cooling and isolating systems allow to reach formidable sensitivity and are able to measure length changes of order  $10^{-19} - 10^{-18}\text{m}$ . This sensitivity should be sufficient to detect events that are very loud and close, typically in our galaxy, i.e., rare.

Following Weber’s pioneering works, many other teams launched similar experiments around the world until the 1980s [235], making the so-called second generation of resonant-mass experiments. However, Weber’s discovery was never replicated and is nowadays considered to be due to noise<sup>28</sup>. The third generation of resonant-mass detectors, which include the Mario Schenberg GW Antenna [237] (based in Brazil) and the MiniGRAIL Gravitational Radiation Antenna [238, 239] (based in the Netherlands), use spherical designs and are cooled down at the mK level, allowing one to reach peak sensibilities of order  $10^{-21} - 10^{-20}$  [240].

### Pulsar timing arrays

We have seen in earlier paragraphs that binary pulsars allowed the first (indirect) detection of GWs, in particular thanks to the remarkable stability of their period which ranges from about 1.4ms to 30ms. Today we observe hundreds of such pulsars and control the arrival time of the pulses with an accuracy of microseconds for up to several decades into the future. Consequently, any latency in the arrival times means that something happened to the pulse as it was traveling towards us. If this “something” is a passing GW, then this should be reflected in the arrival timings of several pulsars, and one expects a coherent shift in the arrival times, depending on the GW’s direction, frequency and amplitude. The pioneering calculations on the effect a GW has on a pulse propagating from a pulsar to Earth date

<sup>28</sup>I recommend taking a look at Janna Levin’s marvellous book *Black Hole Blues and Other Songs from Outer Space* [236]. Chapter 5 tells the story of Weber’s experiment and its outcome(s).

from the 1970s [241, 242]. Measuring the arrival times of various pulsars allows, through a cross-correlation analysis, to disentangle the residuals from a potential GW signal. PTAs will be able to measure GW signals from isolated SMBH and GW backgrounds, either cosmological or astrophysical (typically from unresolved SMBH binaries).

Today, three major PTAs exist: the European PTA Consortium [243], the Parkes PTA [244] (Australian) and the NanoGRAV [245] (North-American). Together with Indian PTA Project [246], they make the International PTA (IPTA) [247], while promising new PTA projects are emerging in China and South Africa (see references in [248]). Updated data releases have recently been published [249–251] and provide more constraints on GW backgrounds. As more binary pulsars are discovered and new telescopes are added to the collaboration, the range and sensitivity of PTAs will improve. In this context, the Square-Kilometer-Array telescope [252, 253], which should be operational this decade, is expected to drastically improve GW searches by PTAs.

### 1.3.2 Seven years in

As of today, the LIGO and Virgo detectors are the only detectors to have directly measured GWs. Although they had been observing for more than a decade, these GW observations were made possible thanks to the “advanced” design of the detectors, which benefited from many improvements technological compared to the original ones. The nomenclature for these GW events is of the form “GWYYM-MDD” with the date YYMMDD<sup>29</sup>. The first two *runs* (period when the detectors are online and actively looking for GWs), went from September 2015 to January 2016 (O1), and November 2016 to August 2017 (O2), with Virgo joining the two LIGO detectors at the end of O2. During O1 and O2, the LIGO-Virgo collaboration observed 11 GW signals [255], 10 of which were produced by the coalescence of binary BHs, and 1 from a NS merger. The first part of the third run, O3a, spanned April to September 2019 and added 39 GW events, bringing the GW catalog to a total of 50 detections [254]. Although observations stopped officially on March 2020 due to the COVID-19 pandemic, the O4 run will hopefully start in late 2022 with the KAGRA detector joining and many improvements made to LIGO-Virgo.

During the first seven years of gravitational astronomy, a remarkable diversity of GW events have been observed. Without exception, all of these detections are compatible with GR, which underwent (yet again!) a number of unprecedented tests in the radiative sector and strong field regime. In addition to validating compact binary models and raising new questions as to their formation channels, these observations allowed measurements of key GW features, such as their speed, their polarization state, multipolar structure (GW harmonics), etc. In what follows we present a non-exhaustive selection of six of the most interesting GW events detected

<sup>29</sup>The new nomenclature will also include UTC time of detection [254], in the form GWYYM-MDD\_HHMMSS, (Hour-Minute-Second), as several events are expected to be detected on the same day, in the near future.

so far. All data and companion papers are conveniently available on the dedicated page [256] on the LIGO website.

### The first one: GW150914

Ninety-nine years and three months. This is the time that passed between Einstein’s first publication on GWs (June 9, 1916) and their first direct detection by the LIGO interferometers (September 14, 2015) [159]. This GW event lasted 0.2 seconds, and encompasses the inspiral, merger, and subsequent final black hole ring-down. The two LIGO detectors observed the same signal 6.9 milliseconds apart, which corresponds to the light-time taken by the GW to travel between their respective location in Handford and Linvingston. The waveform is perfectly compatible with predictions of GR, as that emitted by a binary system of black holes of 36 and 29 Solar masses, at a luminosity distance of 410 Mpc<sup>30</sup>. It confirmed at once the existence of GW, of binary BHs, of BH mergers, and BHs with masses much higher than those inferred from X an gamma-ray observations. Most remarkably, this detection was registered just before the actual start of the first observing run O1. The strain from the detector shows a very loud event (SNR of 24), and the GW waveform is visible by eye (see Fig. 1.17).

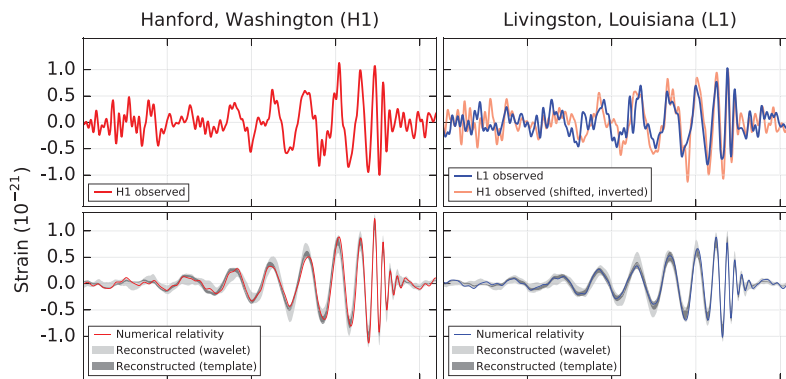


Figure 1.17: The figure shows the gravitational waveforms extracted from the output of the two LIGO detectors (Handford on the left, Linvingston on the right) for the first ever GW event, GW150914. On the top, the direct, filtered strain. On the bottom, reconstructed waveforms are shown, obtained with the best parameters extracted from the signal. *Source:* [159].

### The collaborative one: GW170814

Virgo joined the LIGO detectors at the end of O2, on August 1, 2017. Thirteen days later, the three detectors conjointly observed a GW signal compatible with that emitted by a BH binary located 540 Mpc away, of 30 and 25 Solar masses [258]. The signal is again visible by eye, especially in the LIGO detectors which presented at the time a better sensitivity and noise reduction system (see figure 2 in [258]). The delay between the detection (8 ms for Linvingston-Handford, and 12 ms between Linvingston-Virgo) is again compatible with the speed of light, as predicted by GR the three-detectors network allow for a much more precise localization of the

<sup>30</sup>See [257] for a first principles, pedagogical derivation of these parameter estimates.

source on the sky. The most important feature of this detection is the ability to measure the polarization of the GW. Technically, the polarization could not be measured accurately by the LIGO detectors only because of their very small relative orientation. Thanks to Virgo, it was possible to show that the measurement strongly favors GR and its two-polarization prediction.

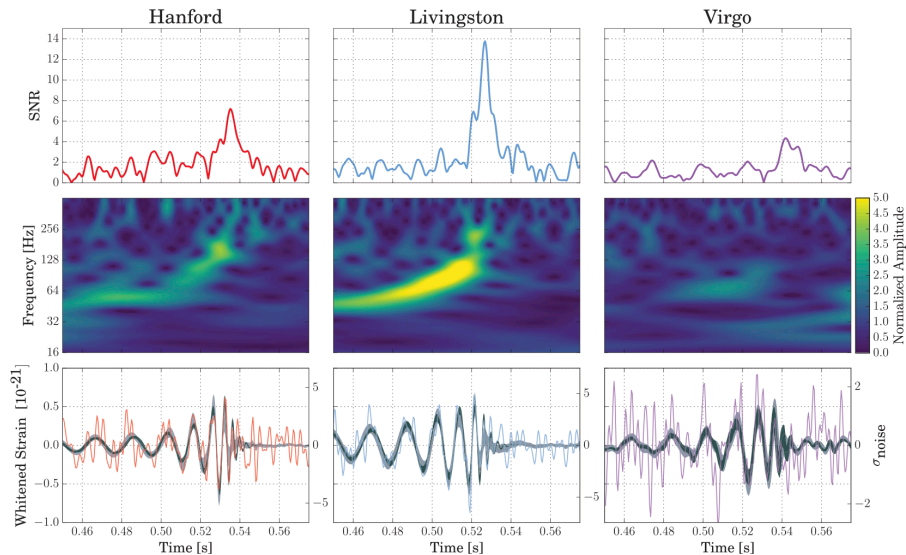


Figure 1.18: This figure shows the first three-detector detection, GW170814, with different characteristics of the signal as a function of time: SNR at the top, power in time-frequency domain in the middle, and the reconstructed waveforms on the bottom. *Source:* [258].

### The bright one: GW170817

Three days after the first three-detectors detection, we witnessed one of the most incredible scientific events in history: the joint detection of GWs from a binary NS merger along with its EM counterpart. On August 17, 2018 LIGO-Virgo detect<sup>31</sup> a very loud signal (SNR of 32.4). Lasting for more than 100 seconds, it was identified through matched filtering with that of a binary NS merger [259]. Thanks to triangulation, the location of the source was confined in a  $31 \text{ deg}^2$  region on the sky, at a distance of 40 Mpc. The signal was compatible with a binary NS merger with masses constrained between 0.86 and 2.26 Solar masses. But then, around 1.7s after GW170817, the Fermi telescope observed a gamma-ray burst (RB170817A) in the same direction. Much like an Earth-wide treasure hunt<sup>32</sup>, the updated,  $28 \text{ deg}^2$  localization map was issued publicly and a wide observation campaign began. Less than 11 hours after the merger, an optical transient was detected in the NGC 4993 galaxy by the SWOPE telescope. During the following days, more than a hundred telescopes across the seven continents observed the event, and data was collected

<sup>31</sup>In fact, Virgo, although fully operational, did not see anything of this event. This indicates that the source was in the detector's blind direction (i.e. the GW produced the same displacement in both arms of the detector) which helped to find its location in the sky.

<sup>32</sup>This analogy works pretty well since it has been reported that an exceedingly large amount of gold (between 3 and 13 Earth masses !) was produced during this event [260].

in the whole EM spectrum [261]. This event is, to date, the most fruitful multi-messenger observation and has had a tremendous impact in astronomy, cosmology and virtually all branches related to astrophysics.

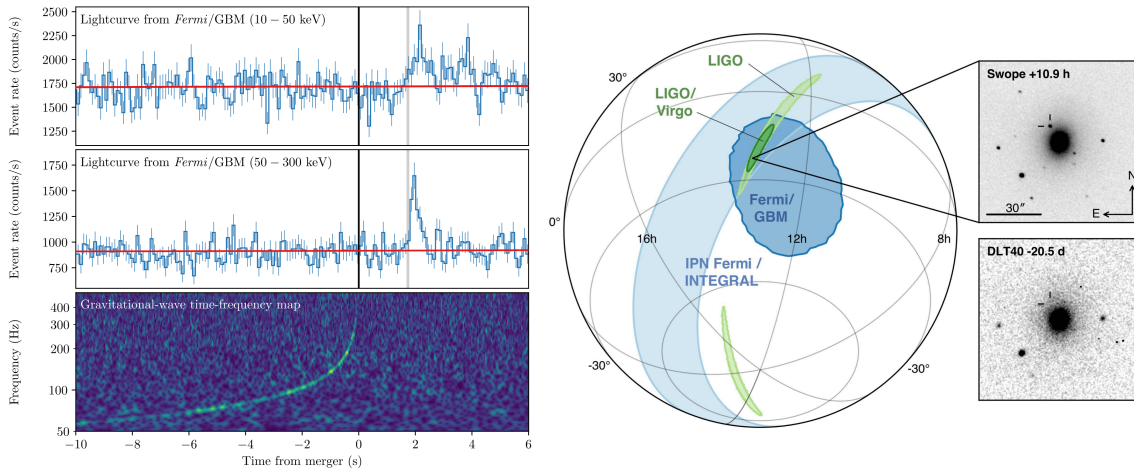


Figure 1.19: This figure shows key features of the NS merger event GW170817. In the left panel, as a time series, the lightcurves (number of gamma photons per unit of time) of the Fermi telescope (top and middle). The black vertical line corresponds the merging of the NSBH binary, as indicated by the tip of the GW frequency curve (bottom). We see that the peak of gamma photons arrives less than 2 seconds after merger. On the right panel, the colored patches show the localization of the source from different instruments. The inset magnifies the location of the host galaxy NGC 4993 before (bottom) and after (top) the event, in visible light. *Sources:* [261, 262].

### The massive one: GW190521

With the GW190521 event, the first observation of an intermediate mass BH was made. These objects have a mass above the 100 Solar mass threshold, a number not favored by current stellar collapse models, making it particularly interesting. The signal was emitted by two BHs of 85 and 66 that merged into one of 142 Solar masses [263, 264]. The signal detected from this coalescence is unlike those described above, as can be seen in Fig. 1.20. Indeed, these massive systems merge at lower orbital frequencies, which means they are very close to merger when they enter the detector’s bandwidth, giving only a few cycles. These events are thus less sensitive to matched filtering methods (that work best for long-duration signals) [228]. The 85 Solar mass BH belongs to the so-called “second mass gap” produced by pair-instability supernovae processes. Explaining the formation channels that lead to such BH populations remains a challenge today, and GW astronomy provides a way of estimating these merger rates and thus discriminate between formation models [96].

### The strange one: GW190814

On August 14, 2019, GWs from a compact binary system were observed by the LIGO-Virgo detectors [265]. The system is composed of a 23 Solar masses BH with a smaller object, between 2.50 and 2.67 Solar masses. This object is rather unexpected: on the one hand standard NS models prevent them from being that

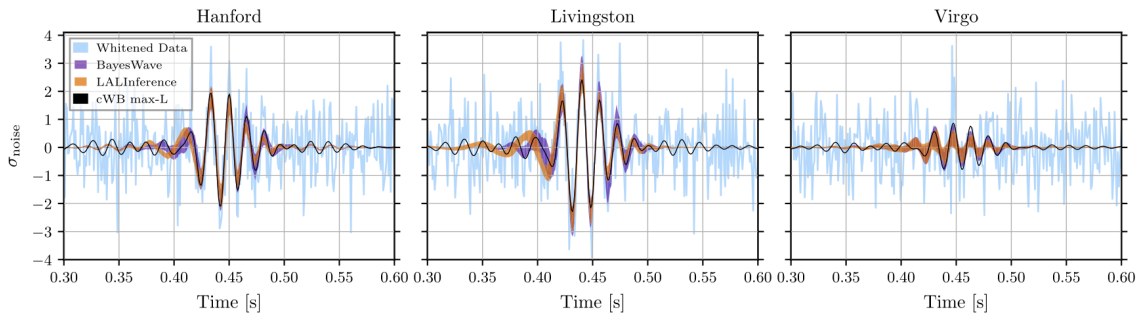


Figure 1.20: This figure shows the three time-domain strains from the LIGO-Virgo detectors during the event GW190521, with reconstructions of the signal superimposed over the data (light-blue). Notice the small number of cycles in this waveform, due to the large masses of the components. *Source:* [263].

massive [100], on the other such a small BH has never been observed before with EM observations. The nature of this secondary object remains somewhat of a mystery to this day, as most known formation mechanisms do not account for compact objects within this so-called “first mass gap”, between massive NSs  $2.2M_{\odot}$  and low-mass BHs ( $\approx 5M_{\odot}$ ).<sup>33</sup> Another important feature of this event is its mass ratio of 0.11, making it the most asymmetric binary observed to date. This property allowed to resolve, with very high confidence, the signature of the subdominant mode of the GW multipolar structure. For this event, the subdominant  $(\ell, m) = (3, 3)$  mode was clearly visible alongside the dominant, quadrupolar mode  $(\ell, m) = (2, 2)$ , at 1.5 times its frequency<sup>34</sup> (see [266] for explanations). This higher-multipole measurement was expected from GR and was also made in the earlier, second most asymmetric event GW190412 [267].

### The awaited one: GW200105

During the first two-and-a-half runs, no GWs emitted by a NS-BH merger were detected. The most probable candidates were either a marginal event that could not be distinguished from a detector noise artifact, or the “strange” event GW190814 with a secondary mass above the NS mass limit. It is only in the data of the O3b run that not one but two such events were seen and confirmed for the first time [268]. The first, GW200105 was detected by one of the two LIGO detectors and VIRGO, while the second, GW200115, was detected by all three. The signal is compatible with sources that have a primary object of mass above the NS mass limit, and a secondary object with mass below it, as can be seen in Fig. 1.21. The effect of tidal disruption between the bodies near merger, if there were some, was not found in the imprint of the GW signal, and no EM counterparts was identified either. Even though these observations (tidal effects and EM) are not expected from such far-away systems, it is not possible to rule out that this event was a binary BH merger with a component of very low mass. Either way, this event is the first of its kind to be a confirmed, and many more NS-BH mergers are expected to be observed during the next runs.

<sup>33</sup>The second mass gap comes from the scarcity of observed BHs above fifty Solar masses [96].

<sup>34</sup>Coincidentally, this event is also the *fifth* in this selected list...

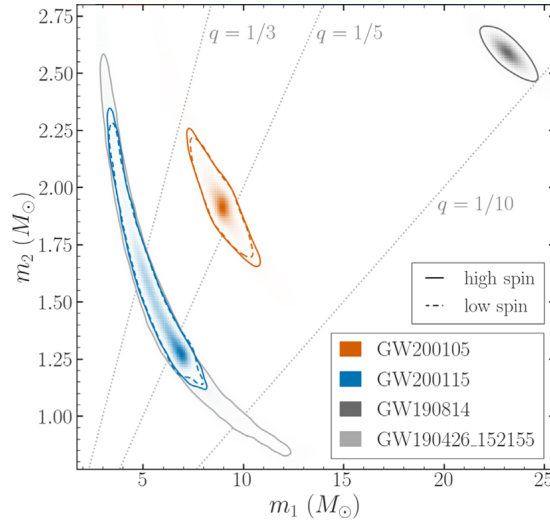


Figure 1.21: This diagram shows the posterior distribution for the component masses of the first two confirmed NS-BH events (red and blue). In grey, two probable, but not confirmed events from the O3a run From [268].

### 1.3.3 Applications and future

The field of GW astronomy has just started and yet, many upcoming projects and experiments are already being built and/or planned. Thankfully, the tremendous impact these last seven years have had on astrophysics, cosmology and fundamental physics helped raise at least as many questions as it answered. In this last section, we provide a selection of major applications and results that have been possible thanks to the first seven years of GW astronomy, before taking a glimpse at its very promising future with the next generation of space- and ground-based detectors.

#### Astrophysics with GW

As all currently detected GW have been emitted by astrophysical sources, numerous applications from GW astronomy deals with astrophysics. If we only count the GW events with a false alarm rate less than 1/year, then the catalog contains 44 BH binaries, 2 NS binaries and 1 system made of a BH and light object (GW190814). A Bayesian analysis of the parameters of these systems, including the component masses, the mass ratio, the effective spin and luminosity distance, allowed to put constraints on population models and binary system formation mechanisms [269].

The first binary NS merger (GW170817) allowed to show evidence for the creation of hypermassive neutron stars, which was the most probable outcome of this merger [270]. The simultaneous detection of the GW and EM signals from the binary NS mergers have directly confirmed the long lasting hypothesis that binary system coalescence is the source of high-energy transients, in particular short gamma-ray bursts [262, 271] and kilonovae [272, 273]. It also provided strong evidence that NS mergers are an important formation mechanism of heavy elements, constraining nucleosynthesis models [274], and provided a new and unique way of understanding the formation and structure of relativistic jets [275, 276].

### Fundamental physics with GW

The joint observation of EM and GW emission from the binary NS merger also allowed for test of GR. For example, the speed of GWs, which was found compatible with the speed of light with a  $10^{-16}$  precision, allowed to rule out a number of modified gravity theories [277]. Additionally, it was possible to test the Equivalence Principle using the Shapiro delay, again finding agreement with its GR value at the  $10^{-6}$  level [262]. Similar tests enabling a discrimination between GR and competing theories will be possible with LISA [278] and third generation detectors [279].

A number of constraints have already been put on microphysics models describing the state of matter in NS's core. This is possible thanks to a measurement of the deformability coefficients (Love numbers) of the neutron stars in the event GW170817 [259, 280]. In particular, the constraints on the equation of state from this event showed that they were neither very stiff nor very soft [281, 282]. Similarly, numerical estimates on high-order PN parameters have been obtained, constraining two-body dynamics of a compact-object binaries in the strong-field, nonlinear regime of GR, thanks to the early detections GW150914 and GW151226 [232].

### Cosmology with GW

Although the  $\Lambda$ CDM model has brought a remarkable understanding of the Universe's history and composition, its very name hides two major unresolved mysteries. First, while the observed acceleration of the expansion of the Universe can be accounted for by introducing a nonzero cosmological constant ( $\Lambda$ , in  $\Lambda$ CDM), there are good reasons to look for alternative explanations, gathered under the name "dark energy". Second, the  $\Lambda$ CDM model can only fit observations if about 25% of the Universe's content is assumed to be a pressure-less matter fluid that interacts only gravitationally, thus called Cold Dark Matter (CDM in  $\Lambda$ CDM). These two problems represent a major challenge for the community and are the object of much research today. GW observations have already helped shedding light on these dark issues. As an example, the first GW detections have been reanalyzed under the assumptions that they were emitted by primordial BHs, which could enter (a fraction of) the dark matter component [283, 284]. Regarding dark energy, constraints on its equation of state are already possible from GW observations and will be improved during the next observational runs [285].

More recently, the first multi-messenger observation of a binary NS merger through both GW and EM emission [259] allowed to measure the local expansion rate of the Universe through a measurement of the Hubble constant  $H_0$  in a new, independent way. Although not competitive yet due to several uncertainties, the result shows a difference between the value of  $H_0$  from CMB data [107] and that of supernovae of type Ia [286]. Consequently, one will have to wait to witness a possible resolution of the so-called Hubble tension [287, 288].

### LISA

The Laser Interferometer Space Antenna (LISA) is a spaced-based GW interferometer operated by the European Space Agency and planned to launch in the mid-



2030's [158]. Planned to launch in the mid-2030's, it consists in three spacecrafts, arranged at the corners of a virtual equilateral triangle of sides about 2.5 million km (the "arms" of the detector), cf. Fig. 1.22. Free falling masses inside these spacecraft will act as test masses and six lasers (one in each direction per spacecraft pair) will allow to measure by interferometry distance variations between them. As one of the most ambitious scientific projects ever designed, it will require an unprecedented level of precision, calibration and data management. To check whether the planned technology (interferometer optics, drag-free test masses and reliability of various components) will meet the LISA's requirements, the LISA Pathfinder mission was launched in 2015. It consisted in a single spacecraft located at the L1 Lagrange point, within which a 38cm interferometer sensed the distance between two free-falling masses. The mission was successful as the results obtained were better than expected (noise levels were more than tenfold below the target value) [289]. LISA's dimensions are such that it will be able to detect GWs with frequencies in the range of microhertz up to hundreds of millihertz. LISA should thus be able to target various GW sources, among which

- early BH binaries of (cosmological) redshift up to  $\simeq 20$  [290], shedding some light on the very first BH populations
- intermediate-mass and SMBH binary systems, in the  $10^2 - 10^7$  Solar masses range, allowing one to constrain evolutionary models for BHs from early ages until the star formation era [291],
- the early inspiral of stellar-mass BH binaries which could then be detected by terrestrial GW interferometers years later [292],
- galactic binaries and help understand the local population of compact object binaries [293, 294],
- EMRIs, which, although the computation of waveform represent a challenge, will allow to probe the neighborhood of massive BHs [295]
- unresolved GW sources, in particular the cosmological background [296] and that of unresolved galactic binaries [297].

LISA will allow routine multi-messenger astronomy [298], GR tests in nonlinear, strong regimes yet unexplored and open the door to GW cosmology. A more complete discussion of GW sources as well as the countless physical applications it will allow may be found in the LISA white paper [299] and the recent reviews [96, 300]. Other space-based interferometers have been proposed, such as the Japanese DECihertz Interferometer Gravitational wave Observatory (DECIGO) [301], a 1000km equilateral triangle interferometer. A proof-of-concept mission, B-DECIGO, should launch in the 2020s [302].

### Other projects

Current terrestrial GW interferometers (Advanced LIGO and Advanced Virgo) will continue to be updated with technological improvements and detection methods up-

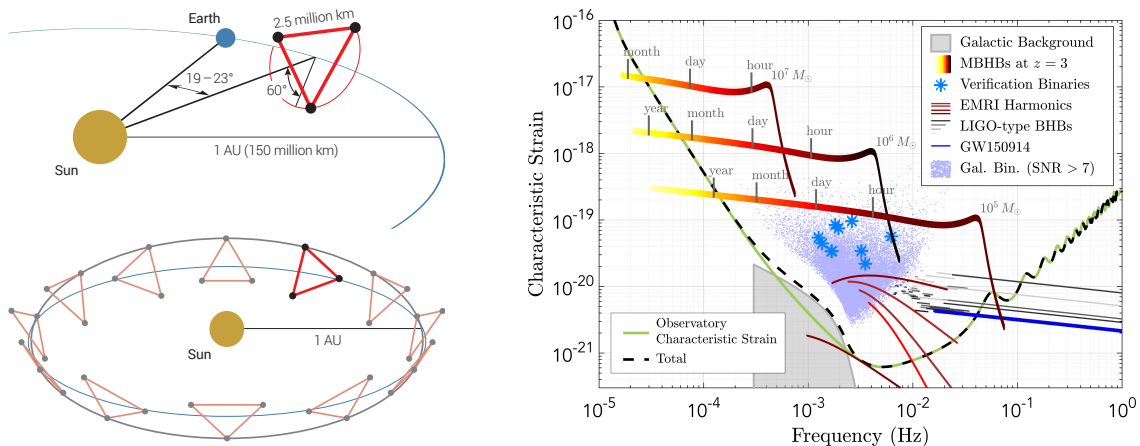


Figure 1.22: The left panel depicts the geometry of LISA’s orbit. Each spacecraft follows its own heliocentric orbit, inclined with respect to the ecliptic, so as to maintain an equilateral triangle configuration. The right panel shows the characteristic strain of various astrophysical and cosmological sources expected to be detected by LISA. Some of them, e.g., massive binary black holes (MBHBs) should be observed for months to years. *Source:* [158]

dates. The new designs, called A+ and AdV+, will improve sensitivity by a factor two thanks to better mirrors (lower thermal noise, optical coatings), better lasers (frequency-dependent optical squeezing) and better statistics and GW detection methods. In the meantime, the Japanese KAGRA detector [303] will join the LIGO-Virgo collaboration as soon as O4, and LIGO-India should come online in the 2020s as well [304]. The third generation of terrestrial detectors will still be based on laser interferometry but will present arms of much longer length. The two promising projects are the Einstein Telescope (ET) based in Europe and the Cosmic Explorer (CE) based in the United States. ET will be built underground and have the geometry of a 10km equilateral triangle [305], while CE will keep the two-arms configuration with lengths up to 40 km [306]. Other projects will also aim at filling in the yet unexplored deci-Hz range [307].

### Side note

Before concluding this chapter, we would like to add a side note, in view of the previous considerations on the future of GW astronomy (it applies to the future of science in general). It is clear that future missions and experiments, although of primary importance for enlarging the field of GW astronomy, will be very demanding and expensive on various levels, in particular regarding financial investment and energy requirement. In regards to GW astronomy, the numbers that are currently associated to GW data analysis will be increased by several orders of magnitude for the next-gen detectors, requiring a significant increase in energy consumption, e.g., to power the observatories, cool down supercomputers facilities, etc. At a time where (hopefully) climate change and the energy crisis will be on the table for every major decision, the field of GW astronomy will have to face a new challenge, that of being compatible with (at least) carbon-neutral trajectories. This is a responsibility that will have to be taken by the community, and, therefore, must be discussed

today.

## Multipolar particles

*Mais où est le fait simple ? L'Astronome l'a trouvé parce que les distances des astres sont immenses, si grandes, que chacun d'eux n'apparaît plus que comme un point ; et parce qu'un point est plus simple qu'un corps qui a une forme et des qualités.*

H. POINCARÉ,  
*Science et Méthode (1908)*



AS we saw in Chap. 1, binary systems of compact objects are among the most promising sources of GWs. These include black holes (BHs) and/or neutron stars (NSs). A critical issue in constructing GW templates for the detection is to (1) model these compact objects at a satisfying level of accuracy and (2) understand their orbital and internal dynamics. In this second chapter, the goal is to cover a family of models, which we will collectively refer to as “gravitational skeletons”, that aim at tackling these issues. Although BHs and NSs are rather different objects, with the former being a vacuum region of spacetime and the latter a compact ball of magnetized fluid with extreme thermodynamics, both can be described in the skeleton approach, provided that the description is limited to dipolar order in the skeleton formalism. Such a dipolar (or pole-dipole) description consists in representing the compact object as a point particle equipped with a mass, and (possibly) a spin. In this chapter, we will start by illustrating the skeleton formalism at the Newtonian level (Sec. 2.1), before giving an overview of different, independent methods that derive its relativistic equivalent (Sec. 2.2). A summary of the important results and a number of extensions necessary for the next chapters will then be presented (Sec. 2.3).

## Chapter Content

2.1	Newtonian skeleton . . . . .	55
2.2	Relativistic skeletons . . . . .	57
2.2.1	Lagrangian approach . . . . .	57
	Test particle . . . . .	57
	Massive, spinning particle . . . . .	58
2.2.2	MPTD formalism . . . . .	61
	Tulczyjew’s reduction process . . . . .	63
	Tulczyjew’s reduction at dipolar order . . . . .	65
2.2.3	Generalized Killing Fields . . . . .	67
	Euclidean mechanics . . . . .	67
	Isometries and motion . . . . .	68
	Lorentzian generalization . . . . .	70
2.2.4	Gravitational Self-Force . . . . .	71
	Overview of GSF . . . . .	72
	Evolution equations . . . . .	73
	SEM tensor . . . . .	75
2.2.5	Discussion . . . . .	77
	Comparisons . . . . .	78
	Beyond the dipole . . . . .	79
2.3	Model summary . . . . .	81
2.3.1	Quadrupolar particles . . . . .	81
	Evolution equations . . . . .	82
	SEM tensor . . . . .	82
	Scalars . . . . .	83
	Momentum-velocity relation . . . . .	83
2.3.2	Dipolar particles . . . . .	84
	Spin supplementary condition . . . . .	84
	Conservation of rest mass and spin amplitude . . . . .	85
	Definition of a spin vector . . . . .	86
	Acceleration, momentum and velocity . . . . .	87

## 2.1 Newtonian skeleton

One of the first and most important things we learn while studying classical gravity is to compute the gravitational potential  $\psi(\mathbf{x})$  generated at some point  $\mathbf{x} \in \mathbb{R}^3$  by a body with support  $\mathcal{B} \subset \mathbb{R}^3$ , with mass density  $\rho(\mathbf{y})$ , where  $\mathbf{y} \in \mathcal{B}$ . In Newtonian gravity, the link between these two quantities is provided by the Poisson equation

$$\Delta\psi(\mathbf{x}) = 4\pi\rho(\mathbf{x}) \quad \Leftrightarrow \quad \psi(\mathbf{x}) = - \int_{\mathcal{B}} \frac{\rho(\mathbf{y})}{|\mathbf{x} - \mathbf{y}|} d\mathbf{y}. \quad (2.1)$$

For a generic source  $\rho(\mathbf{x})$ , the integral on the right-hand side cannot be computed in closed form. However, it is possible for a spherically-symmetric body or a point mass  $m$  described by  $\rho(\mathbf{y}) = m\delta_3(\mathbf{y})$ , where  $\delta_3$  is the usual, 3-dimensional Dirac distribution. In fact, the result coincides for both cases and reads

$$\psi(\mathbf{x}) = -\frac{m}{|\mathbf{x}|}, \quad \text{where} \quad m \equiv \int_{\mathcal{B}} \rho(\mathbf{y}) d\mathbf{y}. \quad (2.2)$$

This remarkable result of Newtonian gravitation, sometimes called Newton's theorem<sup>1</sup> shows that the potential at the exterior of a spherically-symmetric body is independent of the mass distribution within it, and only depends on the macroscopic, total mass within  $\mathcal{B}$ . That gravity only cares about macroscopic features is present in GR too, and is sometimes referred to as the ‘‘effacement principle’’. We will come back to this in the next paragraphs.

In many cases, spherical symmetry for an astrophysical body is but an idealization, and one needs to go beyond this assumption. Indeed, the proper rotation of this body induces centrifugal forces that, in return, deform it (see section (2.3) in [140]). Equilibrium configurations of such rotating bodies were already studied by Newton himself and shown to take ellipsoidal shapes. The extent of this deformation primarily depends on the rigidity of the body (spin deformability, in this case). Spherical symmetry can also be broken in the case where the body belongs to a binary system, where it is deformed under the tidal forces generated by its companion (see section (2.5) in [140]). Once again, these tidal forces deform the body and create a bulge which may be locked within the direction of the companion or lagging behind that axis, depending on the viscosity and rigidity of the body.

To go beyond spherical symmetry in Newtonian theory, the general idea is to rewrite the integral in equation (2.1) at some point  $\mathbf{x}$  in the exterior of the body (where  $|\mathbf{x}| \geq |\mathbf{y}|$ ). For example, one may use the Legendre polynomials or the usual spherical harmonics decomposition. Integrating this expansion term by term in (2.1) gives the classical multipolar expansion of the gravitational potential

$$\psi(\mathbf{x}) = -\frac{m}{|\mathbf{x}|} - \frac{m_i \hat{\mathbf{x}}^i}{|\mathbf{x}|^2} - \frac{3}{2} \frac{m_{ij} \hat{\mathbf{x}}^i \hat{\mathbf{x}}^j}{|\mathbf{x}|^3} - \frac{5}{2} \frac{m_{ijk} \hat{\mathbf{x}}^i \hat{\mathbf{x}}^j \hat{\mathbf{x}}^k}{|\mathbf{x}|^4} + \dots, \quad (2.3)$$

where  $\hat{\mathbf{x}}^i$  are the coordinate components of the unit vector  $\hat{\mathbf{x}} \equiv \mathbf{x}/|\mathbf{x}|$ , and the Euclidean tensors  $(m_i, m_{ij}, m_{ijk}, \dots)$  are the (traceless, symmetric) mass moments

<sup>1</sup>The interested reader can find in [308] other types of non-spherical sources with this property.

of the source. The vector  $m^j = \int_{\mathcal{B}} \rho(\mathbf{y}) \mathbf{y}^j d\mathbf{y}$  is the mass dipole, and can be set to zero when the origin of the coordinates is at the center of mass. The higher order tensors are the mass quadrupole, mass octupole, etc. They are all given explicitly as integrals of the mass density over the source, as

$$m^{i_1 \dots i_\ell} \equiv \int_{\mathcal{B}} \rho(\mathbf{y}) \mathbf{y}^{\langle i_1 \dots i_\ell \rangle} d\mathbf{y}, \quad (2.4)$$

where  $\langle \dots \rangle$  denotes the usual symmetric-trace-free (STF) operation on these indices (see for instance [140], equations (1.153)). Since  $|\mathbf{y}| \leq R$  in equation (2.4), with  $R$  a measure of the (maximal) extension of the body, each multipole can be bounded as  $m^{i_1 \dots i_\ell} \leq m R^\ell$ . Consequently, each term in the expansion (2.3) is smaller than the previous one by a factor of  $R/|\mathbf{x}|$ . Therefore, outside the source, one expects that the main features of the body will be well-described by the first few terms of this expansion.

With the expansion (2.3) of the potential  $\psi(\mathbf{x})$ , the Newtonian skeletonization can now be introduced. Consider truncating the expansion (2.3) at quadrupolar order (for the sake of simplicity). This defines the quadrupolar potential

$$\psi_{\mathbf{q}}(\mathbf{x}) \equiv -\frac{m}{|\mathbf{x}|} - \frac{m_i \hat{\mathbf{x}}^i}{|\mathbf{x}|^2} - \frac{3}{2} \frac{m_{ij} \hat{\mathbf{x}}^i \hat{\mathbf{x}}^j}{|\mathbf{x}|^3}. \quad (2.5)$$

Of course,  $\psi_{\mathbf{q}}$  is not the potential created by the initial body  $\mathcal{B}$  of mass density  $\rho(\mathbf{x})$ , since its fine, post-quadrupolar details encoded in higher multipoles have been neglected. Rather, it corresponds to another, effective body, whose mass density  $\rho_{\mathbf{q}}(\mathbf{x})$  satisfies the Poisson equation  $\Delta \psi_{\mathbf{q}} = 4\pi \rho_{\mathbf{q}}$ , with

$$\rho_{\mathbf{q}}(\mathbf{x}) = m \delta_3(\mathbf{x}) + m^i \partial_i \delta_3(\mathbf{x}) + m^{ij} \partial_i \partial_j \delta_3(\mathbf{x}) \quad (2.6)$$

which easily follows from the distributional identity  $\Delta(\mathbf{x}^{-1}) = -4\pi \delta_3(\mathbf{x})$ . Mathematically,  $\rho_{\mathbf{q}}$  is a singular mass density, supported at the origin, whereas the original body had a non-singular compact support  $\mathcal{B}$ . But physically, it generates exactly the same gravitational field, so long as the octupole, hexadecapole, etc of  $\mathcal{B}$  are neglected. This generalises Newton's theorem, which stated that a spherically symmetric body is equivalent to a point mass distribution, from a purely gravitational point of view. By linearity of the Poisson equation, this result can be generalised to any multipolar order, an  $\ell$ -th order multipole being sourced by the  $\ell$ -th spatial derivative of the Dirac distribution  $\delta_3$ . Note that the initial body may have a time-dependent density, in which case the multipole moments will be time-dependent as well.

To summarise, a compact object  $\mathcal{B}$  of continuous mass density  $\rho(t, \mathbf{x})$  in Newtonian gravity can be skeletonized, i.e., equivalently described at any multipolar order by a singular mass density

$$\rho_{\text{skel}}(t, \mathbf{x}) = m(t) \delta_3(\mathbf{x}) + \sum_{\ell \geq 1} m^L(t) \partial_L \delta_3(\mathbf{x}), \quad (2.7)$$

where the  $m^L \equiv m^{i_1 \dots i_\ell}$  are its STF mass moments and  $\partial_L \equiv \partial_{i_1} \dots \partial_{i_\ell}$ . Because it replaces the original body  $\mathcal{B}$  of three-dimensional compact support by a singular density  $\rho_{\text{skel}}$  equipped with a finite set of moments, this effective body is called a multipolar *particle*.

## 2.2 Relativistic skeletons

The Newtonian skeletonization presented in the last section works well thanks to the linearity of the Poisson equation. Its GR-equivalent, the Einstein equation, is nonlinear, making it unclear how to generalize this procedure. However, it has long been known and shown in independent ways that one can still make sense of the Einstein equation when the extended compact object is replaced by a point particle, despite of its nonlinearity, in some perturbative contexts. In this section, we start with a brief review of four independent “skeletonization” methods, that have been proposed in the literature through the years. Although we try to be as precise as possible, the point of this section is not to review these methods, as (1) this is done very well elsewhere (cf references in the text below), and (2) we are only interested in the end result, namely (1) the skeleton SEM tensor and the evolution equations. Rather, the aim is to emphasize that several (independent) routes can reach the same result, but also that all are complementary in their assumptions and range of applicability.

In the present section, the emphasis will be on the monopole-dipole model (from Sec. 2.2.1 up to 2.2.4). The extension to higher multipoles is briefly described at the end (Sec. 2.2.5), before Sec. 2.3 provides a complete summary of the quadrupolar-point-particle model that will be used in the following chapters.

### 2.2.1 Lagrangian approach

The Lagrangian approach is based on the classical action-variation method, already used in Newtonian mechanics and in the analysis of geodesics in curved spacetime. The latter is a good starting point and is presented first, before extending the method massive, spinning point particles. A particularly well-written account is that provided by Jan Steinhoff in [309], in which all details can be found.

#### Test particle

As we saw in Chap. 1, Einstein’s main insight into the construction of GR was the equivalence principle, i.e., the fact that one can always remove a gravitational field locally by going into an accelerated frame of reference. The direct consequence is that a test particle in flat spacetime follows a trajectory that maximizes its proper time. According to the equivalence principle, the same should be true for a test body embedded in a gravitational field, i.e., in GR.

Let  $x^\alpha$  be a coordinate system covering the spacetime  $(\mathcal{E}, g_{ab})$ , and  $\gamma$  be the worldline of a test particle in it. We parametrize  $\gamma$  by four equations ( $x^\alpha = z^\alpha(\lambda)$ ,  $\lambda \in \mathbb{R}$ ), where  $z^\alpha$  are four functions of an arbitrary parameter  $\lambda \in \mathbb{R}$  varying



along  $\gamma$ . The *action*  $S$  of this test particle is well-known [5, 21, 310] and a function of  $\gamma$  (or equivalently of  $z^\alpha$ ). It reads<sup>2</sup>

$$S(z^\alpha) \equiv \int_\gamma \left( -g_{\alpha\beta}(z) \frac{dz^\alpha}{d\lambda} \frac{dz^\beta}{d\lambda} \right)^{1/2} d\lambda. \quad (2.8)$$

This action is a functional of the worldline  $\gamma$  through the metric  $g_{\alpha\beta}$  evaluated at  $z^\alpha \in \gamma$ , and the  $\lambda$ -derivative thereof. Extremizing  $S$  with respect to the worldline is easily done à la Euler-Lagrange [21]. The result is classical: the curve  $\gamma$  that maximizes (2.8) satisfies

$$\frac{d^2 z^\alpha}{d\lambda^2} + \Gamma_{\beta\gamma}^\alpha \frac{dz^\beta}{d\lambda} \frac{dz^\gamma}{d\lambda} = K \frac{dz^\alpha}{d\lambda}, \quad (2.9)$$

where  $\Gamma_{\beta\gamma}^\alpha$  are the Christoffel symbols evaluated at  $z^\alpha(\lambda)$ , given in terms of the metric coefficients  $g_{\alpha\beta}$  and  $K$ , the non-affinity ‘‘coefficient’’, is actually a function of  $\lambda$ . Equation (2.9) describes a geodesic in the spacetime  $(\mathcal{E}, g_{ab})$ . It takes the simplest form when  $\lambda$  is an affine function of  $\tau$ , say  $\lambda = a\tau + b$  with  $(a, b) \in \mathbb{R}^* \times \mathbb{R}$  two constants. In this case,  $\lambda$  is called an *affine parameter*, and the quantities  $dz^\alpha/d\lambda$  are (up to a constant factor) the components of the four-velocity  $u^a$  of the particle, the unique vector tangent to  $\gamma$  and normalized as  $g_{ab}u^a u^b = -1$ . In this case, the geodesic equation (2.9) takes the covariant form

$$\dot{u}^a \equiv u^b \nabla_b u^a = 0, \quad (2.10)$$

with  $\nabla_a$  the metric-compatible covariant derivative. For the sake of simplicity, in Chap. 3 and onward we shall always consider a proper time parametrization of the worldline and work with the unit, tangent vector  $u^a$ , i.e., the four-velocity of the particle. For the time being, it is more convenient to work with a generic affine parameter  $\lambda = a\tau + b$  and then choose  $\lambda = \tau$  at the end of the calculation.

### Massive, spinning particle

A *test particle*, by definition, does not act as a source of the gravitational field. Mathematically, this is ensured by demanding that its Lagrangian  $L$  (such that  $S = \int_\gamma L d\lambda$  in (2.8)) has no functional dependence on the metric  $g_{ab}$ . In this way, when we apply the principle of least action to the Einstein-Hilbert action (vacuum GR) + test particle action (2.8), only the former gives a nonzero contribution, and the field equations for  $g_{ab}$  are the GR vacuum equations. There is a one-way decoupling: the metric is independent of the particle, but the particle depends on the metric through the geodesic equation.

The next level of approximation for a small object, beyond the test-particle limit, is to turn on the two-way coupling between the particle and gravity. This is done by adding a functional dependence on  $g_{ab}$  in the Lagrangian (integrand of the action

---

<sup>2</sup>Strictly speaking the integral is over  $\lambda \in \mathbb{R}$ , but it is customary to write  $\int_\gamma$ . There is a one-to-one correspondence between  $\mathbb{R} \ni \tau$  and  $\gamma \ni z^\alpha$  through the parametrization  $x^\alpha = z^\alpha(\lambda)$ .

(2.8)). Through the Einstein equation, the metric  $g_{ab}$  itself becomes dependent on the particle's property and motion. Computing the field generated by a point particle comes with a number of difficulties (essentially because of the singular nature of the particle) that may be solved using a variety of methods depending on the approximation scheme (see e.g., [311, 312] in post-newtonian expansions and [313, 314] in the gravitational self-force formalism etc). For our purposes, we will not need to solve the Einstein equation in order to get crucial information of the behavior of the point particle. Everything will be obtained from first principles, just as in the test-particle case. The method discussed here uses Lagrangian mechanics and was pioneered in GR by Bailey and Israel [315], extending Hanson and Regge's work on the special relativistic spherical top [316].

Let us consider a massive, spinning point particle, represented as a timelike worldline  $\gamma$ . At the kinematical level, the translational degrees of freedom of the particle are encoded in the parametric equation of  $\gamma$ , taken, as before, to be  $x^\alpha = z^\alpha(\lambda)$  where  $z^\alpha$  are four functions of  $\lambda \in \mathbb{R}$ , an affine parameter along  $\gamma$ . The rotational degrees of freedom are introduced via an orthonormal tetrad  $(\epsilon_B^a)$ , free to rotate along  $\gamma$ . Note that  $\epsilon_B^a$  is not a rank-2 tensor:  $a$  is an abstract index (meaning that  $\epsilon_B^a$  is a vector), whereas  $B$  is a mere label that tells which vector of the tetrad it is. The action  $S$  of the particle is then postulated as

$$S(z^\alpha, \epsilon_B^a) \equiv \int_\gamma L[v^a(\lambda), \Omega^a{}_b(\lambda), g_{ab}(\lambda)] d\lambda, \quad (2.11)$$

where  $L$ , the Lagrangian of the particle, now depends on the dynamical, covariant quantities conjugated to  $z^\alpha$  and  $\epsilon_B^a$ , namely the tangent vector  $v^a$  to  $\gamma$  and the rotation tensor  $\Omega^a{}_b$ , respectively. These are defined in the usual way through the rate of change of  $z^\alpha$  and  $\epsilon_B^a$  along  $\gamma$ , by

$$\frac{dz^\alpha}{d\lambda} \equiv v^\alpha \quad \text{and} \quad \frac{d\epsilon_B^a}{d\lambda} \equiv \Omega^a{}_b \epsilon_B^b. \quad (2.12)$$

The next step to make some progress is to assume that the action  $S(z, \epsilon)$  be invariant under an arbitrary change of affine-parameter. In particular, linear changes such as  $\lambda \mapsto k\lambda$  with  $k \in \mathbb{R}$  should leave it invariant. Given the definitions (2.12),  $S$  is invariant if and only if  $kL(v/k, \Omega/k, g) = L(v, \Omega, g)$ . This indicates that  $L$  is homogeneous of degree one with respect to  $(v, \Omega)$ . Thanks to the Euler theorem<sup>3</sup> for homogeneous functions, this implies

$$L = u^a p_a + \frac{1}{2} \Omega^a{}_b S_a{}^b, \quad \text{where} \quad p_a \equiv \frac{\partial L}{\partial u^a}, \quad S_a{}^b \equiv 2 \frac{\partial L}{\partial \Omega^a{}_b}, \quad (2.13)$$

where we finally used the proper time as a parameter (hence  $v^a = u^a$ ), now that the calculation is over. In equation (2.13), the spin tensor  $S_a{}^b$  and the momentum form  $p_a$  are functions of  $(u^a, \Omega^a{}_b)$  and are defined as the conjugated momenta of  $\Omega^a{}_b$  and  $u^a$ , respectively (the factor 1/2 for the spin is purely conventional). It is rather

<sup>3</sup>In a nutshell, if  $kL(v/k, \Omega/k, g) = L(v, \Omega, g)$  for any  $k \in \mathbb{R}$ , differentiating with respect to  $k$  and then setting  $k = 1$  readily gives  $L(v, \Omega, g) = u \partial_u L + \Omega \partial_\Omega L$ .

remarkable that the sole “scalar nature” requirement for the action is sufficient to explicitly express it in terms of the dynamical properties of the particle. However, one should not conclude from (2.13) that  $L$  is linear in the spin, since it still depends on the metric through  $p^a$  and  $S_a{}^b$ . We also see here that, fundamentally, the four-momentum is a 1-form (as in SR [21]) and the spin is a (1, 1)-tensor. This will be important later on for the derivation of the first law of mechanics at dipolar order.

With the expression of the Lagrangian (2.13), we can now compute in the classical way the first-order variation of the action (2.11) to obtain the Euler-Lagrange equations for the particle. Leaving the metric aside, since there are two types of degrees of freedom (translational and rotational), there are two distinct ways of varying  $S$ . First, with respect to the tetrad  $\epsilon_A^a$ , keeping the worldline  $\gamma$  fixed. Second, with respect to  $\gamma$ , keeping the tetrad fixed<sup>4</sup>. After some computations which we do not detail here (found for instance in [309, 317, 318]), maximization of the action provides two evolution equations

$$\dot{p}_a = \frac{1}{2} R_{bcd}{}^a S^{bc} u^d, \quad (2.14a)$$

$$\dot{S}^{ab} = 2p^{[a} u^{b]}, \quad (2.14b)$$

with an overdot denoting the covariant derivative  $u^a \nabla_a$  along  $\gamma$ . A few comments are in order. First, we see that these two evolution equations express the derivative of  $(p^a, S^{ab})$  along  $\gamma$ . Compared to the test-particle case, there is no equation for the four-velocity (such as (2.10)). However, it is possible to derive, from equations (2.14) such an equation, albeit now  $u^b \nabla_b u^a \neq 0$ . This will be discussed in Sec. 2.3.2. Second, although some insight on the physical interpretation of  $p^a$  and  $S^{ab}$  can be obtained by inspecting their definition (2.13) as conjugate quantities, we can also study the spinless limit of equations (2.14). Setting  $S^{ab} = 0$  in (2.14b) implies that  $p^{[a} u^{b]} = 0$  and thus that  $p^a = m u^a$  for some  $m$ . But (2.14a) implies, with  $S^{ab} = 0$ , that  $p^a$  is parallel transported along  $\gamma$ . Combining these two results readily gives  $\dot{m} = 0$  and  $\dot{u}^a = 0$ , which means that a spinless particle travels on a geodesic  $\gamma$  and that  $m$ , with dimension of a mass, is constant along  $\gamma$ . Notice that this is identical to the case of a test-particle. Naturally, the consequence is that  $p^a$  corresponds to the linear momentum of the particle, whereas  $S^{ab}$  contains the spinning degrees of freedom. The presence of spin prevents  $p^a$  from being parallel transported.

Even though the Lagrangian (2.13) is a function defined on a worldline, one can construct an action  $S$  by integrating it over a 4-region of spacetime thanks to the four-dimensional, covariant version of the Dirac distribution (defined properly in App. A.2). In particular, we have

$$S = \int_{\mathcal{E}} L[u, \Omega, g] \delta_4(x, z(\tau)) dV, \quad (2.15)$$

where  $x$  is a point of  $\mathcal{E}$  and  $dV \equiv \sqrt{-g} d^4x$  is the covariant volume element on  $\mathcal{E}$ . One can then derive the SEM tensor for the point particle in the usual way, i.e., by

<sup>4</sup>Since the tetrad is defined along the worldline, it cannot remain fixed, strictly speaking, but is rather parallel-transported along the family of worldlines defined for the variation.

varying the action (2.15) with respect to the metric  $g_{ab}$ . Instead of the metric, in practice it is easier to do this variation by introducing a background tetrad  $e_A^a$ , such that  $g_{ab} = \eta_{AB} e_a^A e_b^B$ , and varying with respect to it. The result then follows from the definition of the SEM as the functional derivative of the action with respect to the background tetrad. The calculation makes use of the evolution equations (2.14) and can be found in Sec. II of [319] (see also Sec. 7 in [193]). The result is

$$T^{ab}(x) = \int_{\gamma} u^{(a} p^{b)} \delta_4(x, z(\tau)) d\tau + \nabla_c \int_{\gamma} u^{(a} S^{b)c} \delta_4(x, z(\tau)) d\tau. \quad (2.16)$$

This SEM tensor is distributional and non-zero only along the worldline of the particle. Thanks to the distribution bi-scalar  $\delta_4$ , it is both covariant (independent of the coordinates  $x^\alpha$ ) and independent of the worldline parametrization  $z^\alpha(\tau)$ .

This monopole-dipole formalism does not account for the physical features of an extended body. To account for this, one needs to go back to the Lagrangian (or action) (2.11) and add other degrees of freedom. For example, if we allow the Lagrangian to depend on the Riemann curvature tensor and its successive covariant derivatives  $L[u, \Omega, g, R, \nabla R, \dots]$ , then the higher multipole moments are defined as  $J \equiv \partial_R L$  (quadrupole),  $O \equiv \partial_{\nabla R} L$  (octupole), etc. However, imposing the scalarity of the Lagrangian just as before still gives the same *expression*, namely

$$L[u, \Omega, g, R, \nabla R, \dots] = u^a p_a + \frac{1}{2} \Omega_{ab} S^{ab}, \quad (2.17)$$

the dependence on  $(g, R, \nabla R, \dots)$  being hidden in  $(p_a, S^{ab})$ . This formalism has been used in particular at octupolar order to compute cubic-in-spin effects in the dynamics and energy flux of compact binaries in [319]. There, it was also extended to any order in the Riemann derivatives (see Appendix A there). It should be noted that the dependence on the Riemann tensor and its derivatives can be equivalently encoded into the so-called “metric extensions”, which are natural tensorial quantities obtained from symmetrized derivatives of the metric. See [320], or App. 2 of [321] for details on these.

Lastly, let us also mention, for the sake of completeness, the effective-field-theory (EFT) framework, which is closely related to the Lagrangian scheme presented here. This framework, initiated in [322], is inspired by ideas coming from quantum field theory-type calculations and has proven to be very powerful for applications in GR. In particular, this formalism provides one of the ways to construct explicit quadrupolar models, as will be touched upon in Sec. 6. For more on EFT, we refer to [323–325] and references therein, as well as [309] and the recent review [194] by Michèle Levi.

### 2.2.2 MPTD formalism

The Lagrangian method of Bailey and Israel presented in the last section is general and can be applied to GR as well as other metric theories of gravity. It takes as an assumption the fact that an extended body can be represented by a single worldline,

along which multipoles, defined geometrically, evolve and characterize the extended body. In particular, it does not show that an extended body's motion can be equivalently described by that of a point particle equipped with multipoles. This was done prior to Bailey and Israel's method, during earlier attempts to study the dynamics of extended bodies in a way closer to the Newtonian skeletonization presented in Sec. 2.1. This task was tackled by a number of authors, among which four names traditionally stand out: Myron Mathisson, Ioannis Papapetrou, Włodzimierz Tulczyjew and William Dixon, in chronological order of appearance in the literature. A thorough account on the history behind these men's work is provided by Dixon himself in [326]. In a nutshell, the MPTD formalism refers to a theory aiming at describing the motion of extended bodies in GR, that is based on early attempts by Mathisson, Papapetrou and Tulczyjew, and was then completed, extended and synthesized by Dixon, in the late seventies. More precisely

- Mathisson published his pioneering work [327] on extended bodies in GR up to (almost) quadrupolar order, and discussed the problem of center-of-mass [328]. He also made important mathematical contributions [329] to clarify earlier points. He presented several related works in flat spacetime [330].<sup>5</sup>
- Papapetrou took on the problem of center-of-mass definition in GR [334] and then proposed the first general derivation [335, 336] of the evolution equations based on an integral definition of the multipoles, in the sense that it held for arbitrary center-of-mass conditions. These methods usually lacked general covariance and only went up to dipolar order.
- Tulczyjew reformulated Mathisson's original approach in 1959 [337], proposing a fully covariant and general derivation of the evolution equations, and then refined Papapetrou's integral approach in 1962 by using an adapted set of coordinates [338].
- Dixon started working on the topic in 1964 [339] using the integral approach of Papapetrou, introducing two-point tensors. Then in [340] he explored the problem in flat spacetime to finally find the missing parts of the big picture, which he completed and clarified up until 1974 [321, 341, 342].

Dixon's recent synthetic review [326] on the topic is complete, detailed and clear. Since we only want to focus on the equations of motion of the body, from now called *evolution equations*, and on the construction of the SEM tensor, we will only cover these derivations and chose one that is most adapted to our purpose, based on Tulczyjew's ideas. The reason for this is twofold. First, although Tulczyjew's method relies on more assumptions than Dixon's work does (making it somewhat less self-consistent), it does produce the same results regarding the evolution equations and the SEM tensors, which is all we need in this work. Second, Tulczyjew's method present the advantage of being extendable to an other purpose, which we

---

<sup>5</sup>Mathisson died prematurely in 1940 from tuberculosis, aged 43. In his early days, he corresponded in French with Einstein, who showed great interest in his methods [331]. His works on GR and wave diffraction impressed Paul Dirac and David Hilbert so much that they published Mathisson's works on these problems posthumously in 1942, in [332] and [333], respectively.

will encounter in the following chapters for the derivation of crucial results. We will therefore leave all the details of the MPTD formalism aside except for the derivation of the SEM tensor of a multipolar, extended body, and the evolution equations of its multipoles, in the spirit of Tulczyjew's.

### Tulczyjew's reduction process

The method of Tulczyjew extends ideas found in both Mathisson and Papapetrou's approaches. We have chosen to present it here in details because the general process behind the derivation of the evolution equations will be used in Chap. 3 for another important matter. His method is a four-step algorithmic procedure which can be summarized as follows

$$\left\{ \begin{array}{l} \text{i. Ansatz for SEM tensor,} \\ \text{ii. SEM tensor conservation,} \end{array} \right. \Rightarrow \left\{ \begin{array}{l} \text{iii. Reduced SEM tensor,} \\ \text{iv. Evolution equations.} \end{array} \right.$$

The tools hidden in the implication “ $\Rightarrow$ ”, in order to go from the *assumptions* (i, ii) to the *results* (iii, iv), are rather elementary. They involve an orthogonal decomposition with respect to the four-velocity and two theorems, due to Tulczyjew, that generalize the fundamental lemma of the calculus of variations<sup>6</sup>.

We will first present Tulczyjew's method at monopolar order in detail, so as to get the general idea, and then sketch the dipolar derivation. Although more involved, the dipolar and quadrupolar cases are algorithmically straightforward and follow the same steps as what will be done below. The detail of the dipolar case can be found in App. A.4.3, and the quadrupolar case in [343].

**Step i.** The Ansatz for the SEM tensor of a monopolar particle is constructed as a tensor distribution that vanishes outside of some worldline  $\gamma$  representing the trajectory of the body. To make it independent of any coordinate choice, it is helpful to introduce (again) the two-point tensor  $\delta_4(x, y)$ , called the 4-dimensional Dirac distribution, which generalizes the Euclidean (or *coordinate*)-delta distribution. Its rigorous definition is found in App. A.2. It allows us to write a covariant Ansatz of the form

$$T^{ab}(x) = \int_{\gamma} \mathcal{T}^{ab}(y(\tau)) \delta_4(x, y(\tau)) d\tau. \quad (2.18)$$

Notice in equation (2.18) that the tensor  $\mathcal{T}^{ab}(y)$  is arbitrary at this stage and defined only along  $\gamma$ , whereas  $T^{ab}$  is defined at any point  $x \in \mathcal{E}$ . In particular,  $T^{ab}(x) \equiv 0$  whenever  $x \notin \gamma$ . Since  $\mathcal{T}^{ab}$  is defined along  $\gamma$ , we can perform a time+space decomposition of it with respect to the four-velocity  $u^a$ , which is also defined along  $\gamma$ . Thanks to its symmetry, this “orthogonal” decomposition takes the form

$$\mathcal{T}^{ab} = m u^a u^b + 2m^{(a} u^{b)} + m^{ab}, \quad (2.19)$$

where  $(m, m^a, m^{ab})$  are the time-time, time-space and space-space projections of  $\mathcal{T}^{ab}$ , respectively. By definition,  $m^a$  and  $m^{ab}$  are both orthogonal to  $u_a$ , and  $m^{ab}$

<sup>6</sup>This is the lemma that says (details aside) “if a function  $f : \mathbb{R} \rightarrow \mathbb{R}$  is such that  $\int_{\mathbb{R}} f(x)g(x)dx = 0$  for all functions  $g : \mathbb{R} \rightarrow \mathbb{R}$ , then  $f$  vanishes identically”.

is symmetric. Therefore,  $m$ ,  $m^a$  and  $m^{ab}$  have 1, 3 and 6 independent components, respectively, and encode the same information as  $T^{ab}$  (or equivalently  $\mathcal{T}^{ab}$ ).

**Step ii.** Now let us insert the 3+1 decomposition (2.19) into the Ansatz (2.18) and apply the covariant derivative  $\nabla_a$ . Rearranging the result gives

$$\nabla_a T^{ab} = \int_{\gamma} u^a \nabla_a (m u^b + m^b) \delta_4 d\tau + \nabla_a \int_{\gamma} (m^a u^b + m^{ab}) \delta_4 d\tau, \quad (2.20)$$

where, to get the first term, a key distributional identity (given and proved in App. A.4.1) was used. Notice that in (2.20), the second integrand is orthogonal to the four-velocity, with respect to the index  $a$  present in  $\nabla_a$ . With this property (orthogonality with respect to derivative index), the right-hand side of (2.20) is said to be into *normal form*. This normal form always exists, whatever the multipolar order, as showed initially by Tulczyjew [337]. We will refer to this as Tulczyjew's first theorem, and in App. A.3.1 we provide a proof of an extension of the original theorem, in the case of a binary system of particles (Tulczyjew's theorem only deals with a single particle).

Now let us impose the SEM conservation  $\nabla_a T^{ab} = 0$  to equation (2.20). This implies that the *sum of integrals* on the right-hand side of (2.20) must vanish. In general, this does not imply the vanishing of each individual integral. But because it is in normal form, it is the case here. This result is called *Tulczyjew's second theorem*. Details (and an extension to binary systems) about this theorem can be found in App. A.3. In any case, the sum (2.20) vanishes thanks to SEM conservation, and since it is in normal form, Tulczyjew's theorem imply that both integrands vanish. This gives the two following equations

$$u^a \nabla_a (m u^b + m^b) = 0, \quad (2.21a)$$

$$m^a u^b + m^{ab} = 0. \quad (2.21b)$$

**Step iii.** Let us start by examining the consequences of equation (2.21b). Contracting it with  $u_b$  readily gives  $m^a = 0$ , which implies, from the very same equation, that  $m^{ab} = 0$  as well. Consequently, we see that only *one* component of  $\mathcal{T}^{ab}$  (and thus of  $T^{ab}$ ) “survives” the reduction process: the time-time component  $m \equiv \mathcal{T}^{ab} u_a u_b$ . In particular, the *reduced* SEM tensor of a monopolar particle reads

$$T^{ab} = \int_{\gamma} m u^a u^b \delta_4 d\tau, \quad (2.22)$$

where  $m$  is an arbitrary scalar field defined along  $\gamma$ , that depends on  $\tau$ , a priori. It is naturally interpreted as the mass of the body that the particle represents. The evolution equation will therefore constrain this remaining degree of freedom.

**Step iv.** Finally, now that we have seen that  $m^a = 0 = m^{ab}$ , let us examine equation (2.21a). Using the Leibniz rule, and contracting it with  $u_b$  readily gives two evolution equations

$$u^a \nabla_a m = 0 \quad \text{and} \quad u^a \nabla_a u^b = 0. \quad (2.23)$$

In other words, both the mass  $m$  and the four-velocity  $u^a$  of the particle are parallel-transported along  $\gamma$ . For the former, it means that the only degree of freedom of the particle (its mass) is in fact *constant*. For the latter, since  $u^a$  is tangent to the worldline  $\gamma$ , its parallel transport means that  $\gamma$  is a *geodesic* of the underlying spacetime. These are called the *evolution equations*, as they evolve of the multipoles along the worldline. If we construct the linear momentum vector  $p^a \equiv mu^a$ , then (2.23) can be written equivalently as

$$u^a \nabla_a p^b = 0 \quad \text{and} \quad 0 = 2p^{[a} u^{b]}, \quad (2.24)$$

which coincides with the dipolar result (2.14) derived earlier with  $S^{ab} = 0$ , i.e., for a monopolar (hence spinless) particle.

### Tulczyjew's reduction at dipolar order

Without giving the details (which can be found in App. A.4) let us give an overview of the calculation involved in the Tulczyjew reduction process at *dipolar* order, using the same steps as above.

**Step i.** The dipolar Ansatz now involves two terms, say

$$T^{ab} = \int_{\gamma} \mathcal{T}^{ab} \delta_4 d\tau + \nabla_c \int_{\gamma} \mathcal{T}^{abc} \delta_4 d\tau, \quad (2.25)$$

where  $\mathcal{T}^{ab}, \mathcal{T}^{abc}$  are arbitrary. We perform an orthogonal decomposition. For  $\mathcal{T}^{ab}$  equation (2.19) still holds, while for  $\mathcal{T}^{abc}$ , it is sufficient to take

$$\mathcal{T}^{ab} = mu^a u^b + 2m^{(a} u^{b)} + m^{ab} \quad (2.26a)$$

$$\mathcal{T}^{abc} = u^a u^b n^c + 2u^{(a} n^{b)c} + n^{abc} + \mathcal{O}^{ab} u^c, \quad (2.26b)$$

where all the  $m$ 's and  $n$ 's are orthogonal to the four-velocity, and both  $n^{abc}$  and  $\mathcal{O}^{ab}$  are symmetric in  $(ab)$ .

**Step ii.** We take the covariant derivative  $\nabla_b$  of (2.25) and bring the result into normal form. After a rather lengthy calculation detailed in App. A.4, we arrive at

$$\nabla_b T^{ab} = \int_{\gamma} \mathcal{X}^a \delta_4 d\tau + \nabla_b \int_{\gamma} \mathcal{X}^{ab} \delta_4 d\tau + \nabla_b \nabla_c \int_{\gamma} \mathcal{X}^{abc} \delta_4 d\tau, \quad (2.27)$$

where the  $\mathcal{X}$ 's are in normal form:  $\mathcal{X}^{ab} u_b = 0 = \mathcal{X}^{abc} u_b$  and  $\mathcal{X}^{abc}$  is symmetric in  $(bc)$ . They are given by explicit formulae in terms of  $u^a$ ,  $R_{abcd}$ , the  $m$ 's,  $n$ 's and  $\mathcal{O}^{ab}$  as well as their  $u^a \nabla_a$ -derivative. The full expressions, which are not relevant here, will be derived and used in Chap. 3, Sec. 3.2.1.

**Step iii.** The SEM conservation  $\nabla_b T^{ab} = 0$  and Tulczyjew's second theorem imply that all  $\mathcal{X}$ 's in equation (2.27) vanish. This gives three equations. One of them readily implies  $n^{(ab)} = 0 = n^{abc}$ , which simplifies the other two. The remaining system of two equations naturally calls for the introduction of two particular



combinations of the  $m$ 's,  $n$ 's and  $o^{ab}$ . They are

$$p^a \equiv m u^a + m^a + (o^{ab} + u^a n^b + n^{ab}) \dot{u}_b \quad (2.28a)$$

$$S^{ab} \equiv 2u^{[a} n^{b]} + 2n^{ab}, \quad (2.28b)$$

Inserting them back into the Ansatz (2.25) then gives the reduced form of the SEM tensor at dipolar order (at monopolar order, we had obtained (2.22)). The result is

$$T^{ab}(x) = \int_{\gamma} u^{(a} p^{b)} \delta_4 d\tau + \nabla_c \int_{\gamma} u^{(a} S^{b)c} \delta_4 d\tau. \quad (2.29)$$

We see that this is the sum of two terms, the first one bringing four components via the vector  $p^a$  and the second one six, since  $S^{ab}$  is antisymmetric.

**Step iv.** From the definitions (2.28), we can easily compute the derivatives of  $(p^a, S^{ab})$  along  $\gamma$ . The result looks rather familiar:

$$u^e \nabla_e p^a = \frac{1}{2} R_{bcd}{}^a S^{bc} u^d \quad \text{and} \quad u^e \nabla_e S^{ab} = 2p^{[a} u^{b]}. \quad (2.30)$$

We recognize, as expected, the evolution equations for the dipolar particle (2.14) derived with the Lagrangian method in the last section. The right-hand side of these equations acts as a force vector and torque tensor that prevent  $p^a$  and  $S^{ab}$  from being parallel-transported.

At quadrupolar order, the four steps are the same, but the calculation is much more involved [343]. In particular, at the quadrupolar level the Ansatz for  $T^{ab}$  contains a term with two covariant derivatives, in addition to the dipolar Ansatz (2.25). Consequently, when applying SEM conservation this term will pick up an additional covariant derivative and the reduction process will involve the computation of the normal form for a term like  $\nabla_b \nabla_c \nabla_d \int_{\gamma} \mathcal{T}^{abcd}$ . Although this is a lengthy and tedious calculation, it did not discourage the authors of [343], who derived the reduced form of the quadrupolar SEM tensor (given below in Eqs. (2.58)-(2.59)) and the evolution equations at quadrupolar order (Eq. (2.57)).

To summarize, Tulczyjew's method takes as an input a distributional Ansatz for the SEM tensor, directly inspired from the Newtonian skeletonized mass density (2.7), which it generalizes as

$$T_{\text{skel}}^{ab}(x) = \sum_{\ell=0}^{\infty} \nabla_{c_1 \dots c_{\ell}} \int_{\gamma} \mathcal{T}^{abc_1 \dots c_{\ell}}(y) \delta_4(x, y) d\tau. \quad (2.31)$$

Then, by SEM conservation and following an algorithmic procedure (involving the so-called normal form) it removes all the redundant degrees of liberty of the  $\mathcal{T}$ 's. This allows us to rewrite the SEM in a reduced form, in terms of reduced moments  $(p^a, S^{ab}, \dots)$ , along with evolution equations for these. The general picture behind Tulczyjew's reduction process is depicted in Fig. 2.1. This approach is to be contrasted with Dixon's [326] (which was not presented at all here) that essentially *defines* these moments beforehand (as integrals over  $T^{ab}$ ) and derives their evolution equation from the conservation of  $T^{ab}$ . A summary of the differences between these approaches is provided in Sec. 2.2.5.

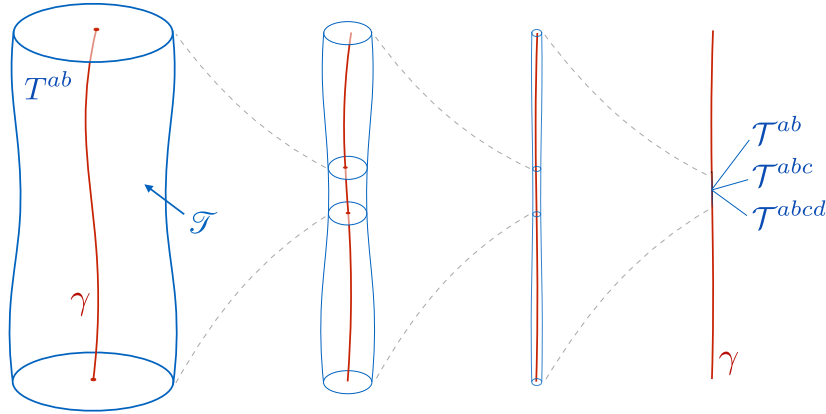


Figure 2.1: In the multipolar gravitational skeleton model, the smooth SEM tensor  $T^{ab}$  of an extended compact body enclosed in a worldtube  $\mathcal{T}$  (left) is replaced by the distributional SEM tensor (2.31) of a particle endowed with a collection of multipoles ( $\mathcal{T}^{ab}, \mathcal{T}^{abc}, \mathcal{T}^{abcd}, \dots$ ), all defined along a worldline  $\gamma \subset \mathcal{T}$  (right), as if the extended body was “observed from far away.”

### 2.2.3 Generalized Killing Fields

The realm of Newtonian mechanics is built on Universal time and Euclidean 3-space. As a consequence, it enjoys various geometrical results linked to the isometries of Euclidean space. In particular, Euclidean 3D space is a maximally symmetric manifold: it contains the maximum number of symmetries a 3D space can have. These isometries are generated by six independent Killing vector fields, three associated to rotations and three to translations. For any isolated system, the conservation of its total linear and angular momentum can be derived from the invariance by translations and rotations, respectively. Behind these conservation laws lies a general procedure for finding equations of motion, as encapsulated in the theory of Noether invariants [344].

In a nutshell, the generalized Killing fields (GKF) framework developed by Abraham Harte consists in extending this Euclidean duality between isometries and evolution laws to relativistic mechanics. There are slight differences between the two, notably because Euclidean spaces are maximally symmetric whereas GR spacetimes are usually not. Harte’s program is a remarkably simple and elegant way of deriving the laws of motion close to Dixon’s work [326], with one considerable advantage over it: it naturally accounts for the self-field of the object. Harte has provided several pedagogical reviews on his methods, see in particular [345], [346], which we strongly encourage the reader to give a look, even the non-relativistic sections. Let us now sketch the general ideas in the Newtonian case and then explain what changes need to be made for the GR extension.

#### Euclidean mechanics

In Newtonian mechanics, more particularly in astrophysics, one is almost always interested in the bulk motion of objects. The equations of motion for a continuous distribution of matter of compact support  $\mathcal{B}$ , mass density  $\rho(\mathbf{x})$  and velocity (3-

vector)  $\mathbf{v}$  follow from the local conservation of mass and linear momentum (see, e.g., [347])

$$\frac{\partial \rho}{\partial t} + \nabla \cdot (\rho \mathbf{v}) = 0 \quad \text{and} \quad \frac{\partial(\rho \mathbf{v})}{\partial t} + \nabla \cdot (\rho \mathbf{v} \otimes \mathbf{v} + \boldsymbol{\sigma}) = -\rho \nabla \phi, \quad (2.32)$$

where  $\otimes$  denotes the tensorial product, the Cauchy stress tensor  $\boldsymbol{\sigma}$  encodes information on the contact, small-range forces (e.g., thermodynamic pressure), and  $\phi$  is a potential from which derives the long-ranged forces (e.g., the gravitational potential). Solving these equations to get the motion of a star or a planet is unnecessarily complicated. Rather, one usually integrates out the fine details by defining a total mass  $m \equiv \int \rho d^3\mathbf{x}$ , and total momenta. Classically, there are two kinds of momenta, linear and angular

$$\mathbf{p} \equiv \int_{\mathcal{B}} \rho \mathbf{v} d^3\mathbf{x} \quad \text{and} \quad \mathbf{S} \equiv \int_{\mathcal{B}} \rho (\mathbf{x} - \mathbf{z}) \times \mathbf{v} d^3\mathbf{x}, \quad (2.33)$$

where  $\times$  denote the Euclidean cross product, and  $\mathbf{z}$  is an arbitrary point with respect to which angular momentum is defined (usually, the center of mass simplifies the equations, but let us stay general for now). Equations of motion for these quantities are easily obtained by taking the derivative of their definitions (2.33), and combining the result with the conservation equations (2.32). We directly obtain  $dm/dt = 0$ , so that the total mass is conserved, and for the momenta

$$\frac{d\mathbf{p}}{dt} = - \int_{\mathcal{B}} \rho \nabla \phi d^3\mathbf{x}, \quad (2.34a)$$

$$\frac{d\mathbf{S}}{dt} = - \int_{\mathcal{B}} \rho (\mathbf{x} - \mathbf{z}) \times \nabla \phi d^3\mathbf{x} - \frac{d\mathbf{z}}{dt} \times \mathbf{p}, \quad (2.34b)$$

The first of these equations is nothing but (the integral formulation of) Newton's second law  $d\mathbf{p}/dt = \mathbf{F}$ , expressing the rate of change of the momentum in terms of the total force  $\mathbf{F} \equiv \int_{\mathcal{B}} \mathbf{f} d^3\mathbf{x}$ , as a volume-integral of the force densities  $\mathbf{f} \equiv -\rho \nabla \phi$ . The second equation expresses the total torque that drives the angular momentum of the extended body, with the spin component (first term, integrated) and the orbital component (second term).

### Isometries and motion

The previous results are well-known and taught in any graduate course on classical mechanics. There is, however, an alternative approach to motivate the definitions (2.33) of the momenta and their evolution equations (2.34), based on the isometries of Euclidean space. This method takes advantage of the highly-symmetric nature of 3D Euclidean space, where Newtonian mechanics take place. In particular, it is convenient to introduce a functional, called the *generalized momentum*, that encapsulates both forms of momentum. It is defined by

$$\mathcal{P}_\xi(t) \equiv \int_{\mathcal{B}} \rho(\mathbf{x}, t) v_a(\mathbf{x}, t) \xi^a(\mathbf{x}) d^3\mathbf{x}, \quad (2.35)$$

where  $\xi^a$  is a Killing vector field of Euclidean space. At a given time  $t$ ,  $\mathcal{P}$  takes as an input a Killing field  $\xi^a$  and outputs a real number. For instance, if  $\xi^a \equiv (\partial_x)^a$ , is the Killing vector associated to translations in the  $x$ -direction, then  $\mathcal{P}_\xi$  represents the  $x$ -component of the body's linear momentum. The main property of the quantity  $\mathcal{P}_\xi$  is that it is a linear map on the space of Killing field  $\xi^a$ . But Killing fields satisfy a remarkable property: specifying the value of  $(\xi_a, \nabla_a \xi_b)$  at *any* one point  $\mathbf{x}_o$  in space suffices to know  $\xi_a(\mathbf{x})$  at *every* point  $\mathbf{x}$ . This central result follows from the system of equations satisfied by the pair  $(\xi_a, \Xi_{ab})$ , where  $\Xi_{ab} \equiv \nabla_a \xi_b$ , namely

$$v^a \nabla_a \xi_b = v^a \Xi_{ab} \quad \text{and} \quad v^a \nabla_a \Xi_{bc} = -R_{bcad} v^a \xi^d, \quad (2.36)$$

where  $v^a$  is any tangent vector to a curve joining  $\mathbf{x}_o$  to  $\mathbf{x}$ . If the metric  $g_{ab}$  is given, then so is the Riemann tensor  $R_{abcd}$  that appears in equations (2.36). Therefore, (2.36) is a well-posed, linear differential system and any initial data  $(\xi_a(\mathbf{x}_o), \Xi_{ab}(\mathbf{x}_o))$  is sufficient to compute the value of  $(\xi_a(\mathbf{x}), \Xi_{ab}(\mathbf{x}))$  at any  $\mathbf{x}$ . In particular, there always exists two two-point tensors  $A^{ab}(\mathbf{x}, \mathbf{x}_o)$  and  $B^{abc}(\mathbf{x}, \mathbf{x}_o)$  such that

$$\xi^a(\mathbf{x}) = A^{ab}(\mathbf{x}, \mathbf{x}_o) \xi_b(\mathbf{x}_o) + B^{abc}(\mathbf{x}, \mathbf{x}_o) \Xi_{bc}(\mathbf{x}_o). \quad (2.37)$$

These two-point tensors simply propagate the information from  $\mathbf{x}_o$  to  $\mathbf{x}$ . They are akin to the flow of vector fields associated to the solution of a differential system. Inserting the general decomposition of Killing fields (2.37) into the definition (2.35) of the generalized momentum then gives

$$\mathcal{P}_\xi = p^a \xi_a + \frac{1}{2} S^{ab} \Xi_{ab}, \quad (2.38)$$

where the two tensors  $(p^a, S^{ab})$  are defined as

$$p^b \equiv \int_{\mathcal{B}} \rho v_a A^{ab} d^3 \mathbf{x} \quad \text{and} \quad S^{bc} \equiv 2 \int_{\mathcal{B}} \rho v_a B^{abc} d^3 \mathbf{x}. \quad (2.39)$$

In the 3D Euclidean setting, the two-point tensors (or propagators)  $A^{ab}$  and  $B^{abc}$  simply read [346]  $A^{ab}(\mathbf{x}, \mathbf{x}_o) \equiv \delta^{ab}$  and  $B^{abc}(\mathbf{x}, \mathbf{x}_o) \equiv (\mathbf{x} - \mathbf{x}_o)^{[b} \delta^{c]a}$ . If we insert these expressions back in (2.39), we recover the original definitions (2.33), with the spin vector  $\mathbf{S}$  there being equivalent to the antisymmetric spin tensor  $S^{ab}$  here by the usual Hodge duality (in 3D spaces).

In this context, the linear and angular momenta  $(p^a, S^{ab})$  are defined uniquely as the coefficients appearing in the generalized momentum  $\mathcal{P}_\xi$ , when writing it as the linear combination of  $\xi_a$  and  $\nabla_a \xi_b$ . In order to get the evolution equations for  $p^a$  and  $S^{ab}$ , it suffices to take the derivative of (2.38), combine it with the evolution equations for the Killing fields (2.36) and match the coefficients in front of  $\xi_a$  and  $\Xi_{ab}$ . After some more algebra, one then obtains two equations, whose general form reads

$$\frac{dp^a}{dt} = \frac{1}{2} R_{bcd}{}^a S^{bc} v^d + F^a \quad \text{and} \quad \frac{dS^{ab}}{dt} = 2p^{[a} v^{b]} + M^{ab}, \quad (2.40)$$

where  $v^a$  is a vector generating time translations, and  $F^a, M^{ab}$  are the force vector and (antisymmetric) torque tensor, that can be expressed as integrals over the body

and reduce to their expression (2.34) when explicitly computed. This derivation shows that the evolution equations for the momenta  $p^a, S^{ab}$  are dual to those of the Killing quantities  $\xi_a, \Xi_{ab}$ . In particular, nothing here is relativistic, and the coupling between spin and curvature (appearing in  $\dot{p}^a$ ) is already present at the “Newtonian” level. This so-called “Papapetrou-term” is a consequence of the geometry of the problem and not the relativistic nature of the theory, a fact only revealed by the GKF approach. In fact, this is one of the main feature of the GKF method, which does not appear to be widely known: it reveals the strong connection between the laws of motion and the geometry of the underlying space(time). Treating Newtonian mechanics this way provides valuable insight on the strong link between Euclidean isometries and the laws of motion. As an example, the invariance of the Laplacian’s Green function  $G(\mathbf{x}, \mathbf{y}) = -|\mathbf{x} - \mathbf{y}|^{-1}$  with respect to Euclidean isometries is, in fact, equivalent to Newton’s third law [345].

### Lorentzian generalization

The previous calculations may be seen, at first glance, as nothing but a complicated way of motivating the (otherwise natural) momenta definitions (2.33) and computing the (otherwise straightforward) evolution equations (2.34). The point of using the generalized momentum linear form  $\mathcal{P}_\xi$  and the two-point tensors  $A^{ab}, B^{abc}$  (both of which admit trivially simple expressions in Euclidean spaces) is that their definition is, in fact, independent of the underlying manifold. Consequently, they can be extended to any Lorentzian spacetime. In the case of GR, a number of adjustments are necessary, but not fundamentally complicated. In particular

- the Newtonian time  $t \in \mathbb{R}$  is replaced by a  $3 + 1$  foliation of spacetime, with a parameter  $s \in \mathbb{R}$  indexing the leaves, playing the role of time.
- the Killing fields of Euclidean space are replaced by Generalized Killing Fields (whence the name, GKF). The space of GKFs has the same dimension as that of Killing fields, but contrary to them, GKF exist for any regular manifold. Whereas Killing fields are defined by the Killing equation  $\mathcal{L}_k g_{ab} = 0$  that holds on the whole spacetime, GKFs are constructed from the  $3+1$  foliation and a worldline  $\gamma$ , and verify  $\mathcal{L}_k g_{ab} = 0$  only on  $\gamma$ . Otherwise, they enjoy the same properties as Killing fields do.
- the generalized momentum is a functional of GKFs and depends on the leaf index  $s$ , through  $P_\xi(s) \equiv \int_{\mathcal{B}} T^{ab} \xi_b dS_b$ , where  $dS_b$  is the 3-volume element on the spacelike leaf,  $\mathcal{B}$  is the intersection between  $T^{ab}$ ’s support and that leaf.

Except for these natural modification, the calculations remain the same in Euclidean space and in curved spacetime (details of which can be found in section 4 of [346]). One advantage of the GKF results over the MPTD scheme (as synthesized by Dixon [321, 341, 348]), is that it extends Dixon’s result in the case where the self-field of the object is non-negligible. Although discussing this would be outside the scope of this section, one of the strengths of the GKF approach is the ability to capture self-field effects (i.e., influence of the body’s gravitational field on its own motion) in a non-perturbative framework. More precisely, where the MPTD scheme

provides an excellent basis for understanding the motion of the body, the GKF approach allows one to generalize the definitions of momenta (and center of mass) so that the multipole expansions (in the SEM tensor or the evolution equations) still hold (and behave nicely) when the object's self-field is taken into account. As a consequence, although the GKF equations derived in [345, 346] may look the same as that obtained in the MPTD scheme (or in the Lagrangian formalism, for that matter), they usually apply to a wider range of cases.

As a final note, Harte himself stresses [349] that the most important aspects of the GKF method are not the results nor the fact that it applies to more general cases, but rather that it shows (1) that linear and angular momentum are actually two pieces of a more general object, which can be manipulated at once (much like the electric and magnetic fields), (2) that the evolution equations for the dipole particle (no force or torque) are dual to the Killing evolution equations, and thus more a feature of curved-geometry than relativistic motion<sup>7</sup>, and (3) that the dynamics (forces and torque) only start at the quadrupolar level, and can simply be seen as a measure of the deviation from (the local, Poincaré) symmetry. This short account on the GKF method skips over many other important and interesting features, in particular the discussion about self-field and renormalization of the point-particle limit for extended bodies. These are discussed in depth in [345, 346]. Fortunately, the effects of the body on its own dynamics are well captured by the self-force formalism, which we present next.

### 2.2.4 Gravitational Self-Force

In the previous sections, we have seen how a compact object can be explicitly modeled as a (possibly spinning) point particle. We did not need to give the explicit form for the metric, nor to specify if it was a solution to the Einstein equation. Rather, the laws of motion for the multipoles of the particle readily come from the sole energy conservation equation. In all methods, the form of the SEM tensor of multipolar particle is found to be (2.29) (at dipolar order), which universally describes spinning, massive objects. As a consequence, these methods rely on a crucial assumption: the metric tensor is implicitly defined initially. One could ask: what is the metric in these computations? Is it the metric solution to the Einstein equation when the multipolar SEM tensor is taken as the source? Is it a vacuum metric? A second question could be: how do these results apply to the case of a black hole, which is made of pure vacuum and therefore has no intrinsic SEM tensor? Indeed, the Dixon and Harte's formulae for the multipoles involve integrals over the SEM tensor of the source, while the Tulczyjew algorithm makes the assumption of a multipolar expansion of the SEM tensor of the source in the first place.

One way of answering these questions is to explore the problem under the light of gravitational self-force theory (GSF). This alternative path, which is a direct application of perturbation theory to GR, in the is under intense investigation as

---

<sup>7</sup>For example, the curvature-spin “coupling” is present in “Newtonian mechanics” on Riemannian 3-spaces, cf Sec. 2.2.7 of [346]. It is the flatness of Euclidean 3-space that makes this term absent in Newtonian mechanics.

one of the most promising way of building GW templates for the detection of EMRIs by the space-based interferometer LISA. The GSF method does lead to evolution equations and a SEM tensor that look the same as those obtained with the previous methods. On the one hand it only holds at a some given order in the perturbation, but on the other hand it sheds some light as to the nature of the metric appearing in the equations. For our purposes, the most important aspect of GSF is that it is perfectly well defined for objects with a vanishing SEM tensor (such as BHs). In the following paragraphs we provide a brief summary of the assumptions behind GSF theory and how they are used to derive the evolution equations and the multipolar SEM tensor.

### Overview of GSF

The main goal of GSF is to describe a compact binary system made of a small compact object of mass  $m$  orbiting a much larger compact object of mass  $M$ . For definiteness, in this paragraph we will take the big object to be a supermassive Kerr black hole (BH) of mass  $M$ , and, to contrast, the small body will be a neutron star (NS). The mass ratio of these two provides a small-parameter  $\epsilon \equiv m/M \ll 1$ , which, in turn, naturally calls for a perturbative expansion in powers of  $\epsilon$  of the problem. In the absence of the NS ( $\epsilon = 0$ ), the metric describing the system is that of an isolated BH, say  $\mathring{g}_{ab}$ . Consequently, far away from the NS, the exact metric  $g_{ab}$  of the full system (BH+NS) can be written as

$$g_{ab}(\epsilon) \equiv \mathring{g}_{ab} + h_{ab}(\epsilon), \quad \text{with} \quad h_{ab} \equiv \sum_{n \geq 1} \epsilon^n h_{ab}^{(n)}, \quad (2.41)$$

where  $h_{ab}$  is rightfully called the *perturbation*. The perturbation encodes the small difference between an isolated BH and a BH surrounded by the NS. It is expanded formally in powers of  $\epsilon$ , with coefficients<sup>8</sup>  $h_{ab}^{(n)}$ . Decomposition (2.41) is called the *outer expansion* of  $g_{ab}$  as it only holds at some reasonable distance from the NS. Indeed, close to the NS the full metric  $g_{ab}$  does not resemble  $\mathring{g}_{ab}$  but rather the metric of an isolated NS, say  $\mathring{g}_{ab}^*$ . Consequently, then there must exist a second decomposition of the full system  $g_{ab}$ , called the *inner expansion*, such that

$$g_{ab}(\tilde{r}, \epsilon) \equiv \mathring{g}_{ab}^*(\tilde{r}) + H_{ab}(\tilde{r}, \epsilon), \quad \text{with} \quad H_{ab} \equiv \sum_{n \geq 1} \epsilon^n H_{ab}^{(n)}(\tilde{r}), \quad (2.42)$$

where  $H_{ab}$  is the perturbation,  $r$  is a measure of the distance to the NS and  $\tilde{r} \equiv r/\epsilon$ , such that (2.42) is valid for  $\epsilon \rightarrow 0$  at fixed  $\tilde{r}$ , whereas (2.41) holds for  $\epsilon \rightarrow 0$  at fixed  $r$ . For the reader familiar with basic perturbation theory, the vicinity of the NS generates a boundary layer [351] in the background solution, where the outer expansion (2.41) breaks down. The existence of an outer (2.42) and inner (2.41) expansions, as well as the Einstein equation (1.1), are the only necessary assumptions behind GSF theory, making it very general and powerful. In particular, if one assumes that

---

<sup>8</sup>One may use *singular* ( $h_{ab}^{(n)}$  depends also on  $\epsilon$ ) or *regular* (formal  $\epsilon$  Taylor-expansion) expansions depending on whether the representative worldline of the body is fixed or  $\epsilon$ -dependent. See [350] and references therein for a discussion about these different approaches.

(1) the two expansions coincide over some intermediate, *buffer* region (after all they are two expansions of the same metric  $g_{ab}$ ) and that (2) the exact metric  $g_{ab}$  solves the vacuum Einstein equation outside the NS, then one readily obtains the general structure of the perturbation  $h_{ab}$ , from which everything else can be obtained.

First, and irrespective of the Einstein equation, the small object's metric  $\overset{*}{g}_{ab}$  is shown to be  $\tilde{r}$ -asymptotically flat (i.e.,  $\overset{*}{g}_{ab} \rightarrow \eta_{ab}$  as  $\tilde{r} \rightarrow +\infty$  for fixed  $\epsilon$ ). This is but a consequence of the matching condition, which encodes the dependence of  $\overset{*}{g}_{ab}$  for large  $\tilde{r}$ . This asymptotic flatness can be used to properly define a set of multipole moments for the NS, for example by applying the very general theory of Geroch-Hansen moments [352, 353]. As a consequence, the coefficients  $H_{ab}^{(n)}$  of the inner expansion can be expressed entirely in terms of these multipole moments. Then, thanks to the matching condition again, the  $h_{ab}^{(n)}$  can be expressed in terms of these multipoles via  $H_{ab}^{(n)}$ .

Then, one may solve the Einstein equation iteratively in powers of  $\epsilon$ , outside the small body. The main feature of the obtained solution (which necessitates a number of computational tricks, gauge choices and control of the boundary conditions) is that the perturbation  $h_{ab}$  can always be written a sum of two pieces

$$h_{ab} = h_{ab}^R + h_{ab}^S. \quad (2.43)$$

The so-called *regular piece*,  $h_{ab}^R$ , encodes the information on the background metric  $\overset{*}{g}_{ab}$ , for instance the SMBH's mass, spin, and tidal environment, and is independent of the small body's characteristics. It is both regular at the location the small body, and a vacuum solution to the Einstein equation. On the contrary, the singular piece,  $h_{ab}^S$ , diverges when approaching the small body. It is not a vacuum solution, and explicitly depends on the body's multipole moments. Broadly speaking, the general form of the singular piece is, at quadratic order in  $\epsilon$ ,

$$h_{ab}^S = \epsilon \frac{2m}{r} \delta_{ab} + \epsilon^2 \frac{4S^c n^d}{r^2} u_{(a} \varepsilon_{b)cd} + O(\epsilon^3) \quad (2.44)$$

where  $r$  is a measure of the distance from the NS to the field evaluation point and  $n^a$  is the unit vector that joins them. Equation (2.44) contains information on the small body:  $m$  its mass,  $S^{ab}$  a spin tensor defined with respect to some worldline that represents the body, and  $u^a$  is that worldline's unit tangent vector. These multipoles  $m, S^{ab}$  are defined from the object's own spacetime (as if it were isolated). With the metric perturbation (2.44), we can now understand how the equation of motion and the SEM tensor of the NS are derived.

## Evolution equations

In GSF theory, the worldline that will ultimately represent the small body is introduced implicitly through the use of Fermi-Walker (FW) coordinates, denoted  $(t, x^i)$  (see also section III.B of [350]). These coordinates generalize, to a whole curve, the locally inertial normal coordinates that are traditionally built around a point, such that the metric near this point looks flat (locally) (see Eric Poisson's relativity's



toolkit [354] for details). We will not discuss further the exact definition and existence condition of this worldline further, but refer to the discussion in section III.B. of [350] for details. To illustrate, let us look at the metric coefficients written in FW coordinates. Putting  $r^2 \equiv \delta_{ij}x^ix^j$ , they read [354]

$$g_{tt} = -1 - 2a_i x^i - (R_{titj} + a_i a_j) x^i x^j + O(r^3), \quad (2.45a)$$

$$g_{it} = -\frac{2}{3} R_{tiaj} x^i x^j + O(r^3), \quad (2.45b)$$

$$g_{ij} = \delta_{ij} - \frac{2}{3} R_{aibj} x^i x^j + O(r^3), \quad (2.45c)$$

and thus include the FW components  $a^\alpha = (0, a^i)$  of the four-acceleration vector  $u^b \nabla_b u^a$ , with  $u^a$  the unit tangent to the worldline, as well as the local spacetime curvature through the components of the Riemann tensor. Thanks to the FW coordinate system, the acceleration of the worldline is thus encoded in the metric. The Einstein equation, when solved for the metric outside the small body, gives an expression of the acceleration  $u^b \nabla_b u^a$  in terms of the body's multipole moments via the singular piece  $h_{ab}^S$  of the metric (2.44) and the regular piece  $h_{ab}^R$ . These equations have been obtained at linear order<sup>9</sup> in  $\epsilon$  for an arbitrary compact object. In this case, the acceleration along  $\gamma$  reads

$$u^b \nabla_b u^a = \epsilon \cdot \left( \frac{1}{2m} R_{bcd}{}^a u^b S^{cd} - \frac{1}{2} g^{ab} (2h_{bc;d}^{R,1} - h_{cd;b}^{R,1}) u^c u^d \right) + O(\epsilon^2), \quad (2.46)$$

with  $h_{ab;c}^{R,1} \equiv \nabla_c h_{ab}^R$  denoting the covariant derivative compatible with the background metric  $g_{ab}$  of the first order, regular piece of the perturbation. Notice that there is no zero-th order term in Eq. (2.46): this is consistent with the test-particle limit, wherein the small body indeed follows a geodesic of the background spacetime. The right-hand side of Eq. (2.46) contains two terms, of which

- the second is a first-order term proportional to the spin tensor  $S^{ab}$  of the small body (uniquely defined from the spin vector  $S^a$  of Eq. (2.44) by setting the mass dipole moment to zero, cf. Sec. 2.3.2 below). This is the term that we found in all previous calculations for dipolar particles;
- the last term is new, and involves the first-order, regular piece of the metric perturbation  $h_{ab}^R$ . If the small body was a test particle, then this term would vanish identically. Therefore, it accounts for the small body's own influence on its trajectory, hence its name: the self-force (per unit mass, to be precise).

Equation (2.46) is the fundamental and central result of GSF theory, and is known as the MiSaTaQuWa equation (named after the authors of [357, 358] who derived it for the first time). In addition to the equation of motion (2.46), one obtains, still from the Einstein equation, conservation laws for the body's multipoles, namely

$$u^a \nabla_a m = O(\epsilon^2) \quad \text{and} \quad u^c \nabla_c S^{ab} = O(\epsilon^3). \quad (2.47)$$

<sup>9</sup>Most second-order self-force calculations are currently ongoing, and the equations of motion have, for the moment, only been obtained for spinless, spherically symmetric objects [355, 356].

Consequently, in GSF theory, the spin is parallel-transported along the (accelerated) worldline of the particle<sup>10</sup>. One remarkable aspect of equations (2.46) and (2.47) is that they can be combined into a form similar to the evolution equations derived using the other methods (Lagrangian, MPTD and GKF). Indeed, if we work at linear order in spin, such that  $p^a = mu^a$ , the conservation of mass (2.47) combines nicely with (2.46) so that

$$u^e \tilde{\nabla}_e p^a \equiv \frac{1}{2} \tilde{R}_{bcd}{}^a u^b S^{cd} + O(\epsilon^2), \quad (2.48)$$

where, this time,  $\tilde{\nabla}$  is the covariant derivative compatible with the *effective* metric  $\tilde{g}_{ab} \equiv \dot{g}_{ab} + h_{ab}^R$ . This form gives an answer to the question asked earlier: what is the metric that enters the evolution equations? The answer from GSF is that it is neither the exact metric  $g_{ab}$ , nor the background metric  $\dot{g}_{ab}$ . Rather, it is a vacuum metric  $\tilde{g}_{ab}$ , defined as the background + the regular piece of the perturbation. We see here a generalization of the equivalence principle, which traditionally refers to test objects: here the particle is accelerated in the real, physical spacetime  $g_{ab}$ , but can also be interpreted as following a geodesic in an effective, vacuum geometry  $\tilde{g}_{ab}$ . The presentation here follows the so-called self-consistent method initiated by Adam Pound [350]. Other routes are possible to derive the self-force equations of motion, for example the approach of Sam Gralla and Robert Wald that also provide compatible first [359] and second order [360] results.

## SEM tensor

The results for the equation of motion and the evolution equations rely on a subtle, yet central, assumption behind GSF. The metric perturbation, as obtained from solving the Einstein equation, is technically valid only outside of the small body, in vacuum. In terms of the distance  $r$  to the worldline, these results hold for  $r$  larger than  $O(\epsilon)$  distances. However, extending these results all the way down to the worldline (i.e.,  $r \rightarrow 0$ ) does not make mathematical sense and does not alter the physics in the outside region [350, 361]. This, in a sense, generalizes the Newton theorem: computing the field at the exterior of a spherical body or that of a point mass yields the same result.

Let us now explain the general idea behind the derivation of the SEM tensor at linear order in  $\epsilon$ , first. The Einstein tensor<sup>11</sup>  $G^{ab}$  associated with the full metric  $g_{ab} = \dot{g}_{ab} + h_{ab}$  can be linearized as,

$$G^{ab}[\dot{g} + \epsilon h^1] = 0 + \epsilon \cdot G_{(1)}^{ab}[h^{S,1}] + O(\epsilon^2) \quad (2.49)$$

<sup>10</sup>This does not contradict the dipolar equation of precession derived earlier in other schemes. Indeed, to compare these results, one would need (at least) to (1) compare both result in the same spacetime, (i.e, expressed the equations with the same metric), and (2) expand the dipolar precession equation in terms of a mass ratio, which would then lead to  $\dot{S}^{ab} = O(\epsilon^3)$ .

<sup>11</sup>We choose the upstairs indices to match references cited in the text. Care must be taken while moving indices in perturbation theory because of the different metrics at play and their  $\epsilon$ -dependence.

with  $G_{(1)}^{ab}$  the linearized Einstein tensor (that looks like a d'Alembert operator in a Lorenz gauge, recall Sec. 1.2.2). The vanishing zeroth-order term and the fact that only  $h^S$  contributes to  $G_{(1)}^{ab}$  come from  $\mathring{g}_{ab}$  and  $h_{ab}^R$  being vacuum solutions, respectively. One may now explicitly compute equation (2.49) in terms of the body's multipoles thanks to the expression of  $h^S$  given in (2.44). Since everything is taken to hold all the way to the worldline, the result takes a distributional form and reads [199, 359, 362]

$$G_{(1)}^{ab}[g] = 8\pi m \int_{\gamma} u^a u^b \delta_4(x, z(\tau)) d\tau + O(\epsilon^2), \quad (2.50)$$

where  $u^a$  is the four-velocity along the worldline  $\gamma$ ,  $\tau$  the proper time and where the Dirac covariant distribution  $\delta_4$ , all built from the background metric  $\mathring{g}_{ab}$ . If we interpret equation (2.50) as the linearized Einstein equation, then we recognize on the right-hand side  $8\pi T^{ab}$ , where  $T^{ab}$  is the SEM tensor of a point particle of mass  $m$ , moving in the background spacetime  $\mathring{g}_{ab}$ , just like we encountered in the previous sections. However, we should stress that, here, this result is not an assumption and does not derive from a point-particle Ansatz of the body: it is *derived* solely from the matching condition and the Einstein equation. This result is central: it shows that at the first order in  $\epsilon$ , a small body (even a black hole) acts as a point particle, in the sense that it generates the same gravitational field (encoded in  $h_{ab}^S$ ) as one.

At second order, one can proceed in (almost) the same way, namely, use the left-hand side of the Einstein equation to define the SEM tensor of the body. In particular, once we know the perturbation  $h_{ab}$  outside the body and extend it all the way to the worldline, we can take the sourced Einstein equation  $G_{ab} = 8\pi T_{ab}$ , compute the Einstein tensor at second order, and then *define* the SEM tensor as  $(8\pi)^{-1}G_{ab}$ , since this equation is to hold everywhere. This is in the same spirit as what we did in the Newtonian case in Sec. 2.1, where the skeletonized mass density (2.6) was *defined* as the quantity that generates the truncated potential (2.5) through the Poisson equation. In particular, at second order the SEM tensor is now computed through the second-order expansion of the Einstein tensor

$$G^{ab}[g] = 0 + \epsilon \cdot G_{(1)}^{ab}[h^{S,1}] + \epsilon^2 \cdot \left( G_{(1)}^{ab}[h^{S,2}] + G_{(2)}^{ab}[h^1, h^1] \right) + O(\epsilon^3), \quad (2.51)$$

with now the second order piece  $G_{(2)}^{ab}$  coming from the quadratic term in the expansion of  $G_{ab}[g + \epsilon h]$  that is quadratic in  $h$  (see Appendix A in [361] for details). Due to the assumption that the Einstein equation holds all the way to the worldline, the term  $G_{ab}^{(2)}$  in (2.51) involves strongly singular terms that prevent the left-hand side of (2.51) (and thus  $T_{ab}$ ) to be a well-defined distribution, unlike the first order calculation. As a consequence, the second-order calculation requires some extra care: either with a method involving some kind of regularization procedure (e.g., a puncture scheme, cf. [363]), or with an exact computation but in a well-chosen gauge (which removes, by construction, the strongest singularities), as was done recently by Sam Upton and Adam Pound [361]. In both cases, and quite remarkably, the result (2.49) still holds at second order, in the sense that the first and second order terms in (2.51), computed thanks to formulae like (2.44), all combine nicely

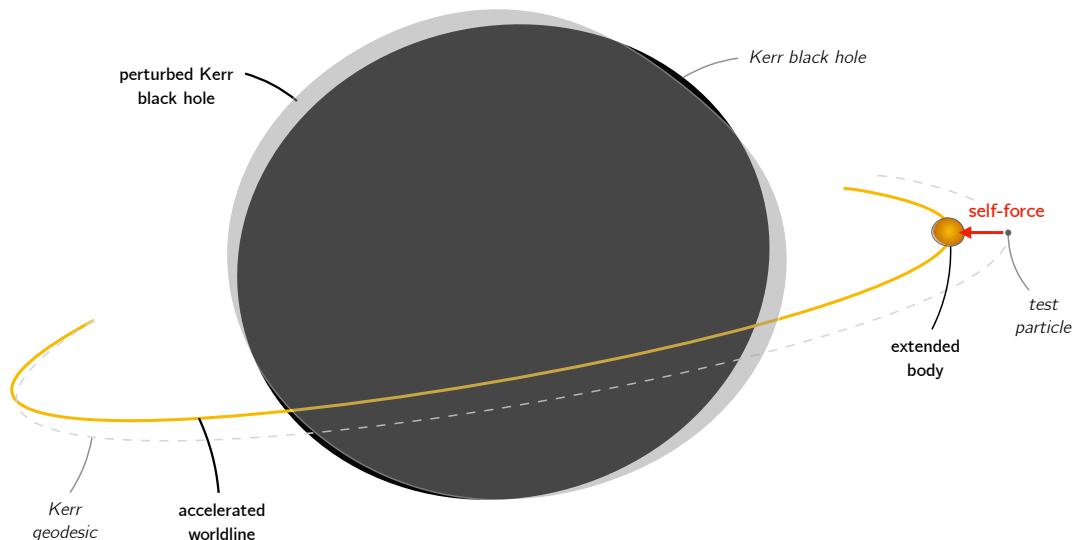


Figure 2.2: This picture depicts the three main features of GSF. The real system consists in an extended NS (yellow ball on the right) orbiting a perturbed Kerr BH (deformations in grey) on an accelerated worldline (in yellow). This worldline is accelerated with respect to the Kerr geodesic (dotted grey curve) that would be followed by a test particle around an exact Kerr BH (cylindrically symmetric, in black). This acceleration is interpreted as resulting from a *gravitational self-force* (red arrow, on the right).

so that [199, 364]

$$(8\pi)^{-1}G^{ab}[g] = m \int_{\gamma} \tilde{u}^a \tilde{u}^b \tilde{\delta}_4 d\tilde{\tau} + \tilde{\nabla}_c \int_{\gamma} \tilde{u}^{(a} \tilde{S}^{b)c} \tilde{\delta}_4 d\tilde{\tau} + O(\epsilon^3), \quad (2.52)$$

where now all *tilde* quantities are built from the effective metric  $\tilde{g}_{ab} \equiv \dot{g}_{ab} + h_{ab}^R$ . Here appears the spin contribution (which finds its origin in the singular piece  $h_{ab}^{S;2}$  in (2.44)). One again, we observe the SEM tensor of a spinning point particle, moving, not on the background metric, but on the effective metric  $\dot{g} + h^R$ . We emphasize one last time that this is the result of an explicit calculation, namely the Einstein tensor at second-order in  $\epsilon^2$ . As predicted by Detweiler in [365], the point particle model does hold at nonlinear order in GSF theory. A summary of the important results are depicted in Fig. 2.2

### 2.2.5 Discussion

The point of the previous sections was to present, without going into too much details, how different multipolar schemes (Lagrangian, MPTD, GKF and GSF) are used to derive (1) the SEM tensor of an extended compact object modelled as a point particle endowed with multipoles, and (2) the evolution equations for these multipoles. Only the main results will be used in the next sections, and no more reference will be made to these particular schemes. Before moving to the next section where a summary is provided and where we build on these results, we take some time to (1) discuss how these schemes differ in their assumptions and what they each bring into the picture of relativistic dynamics, and (2) give some information on how

they generalize to higher multipoles, as we only provided a pole-dipole discussion up to now. These two points are discussed below, in that order.

### Comparisons

Although we believe that a more thorough comparison between the multipolar schemes would be of valuable interest for the sake of clarity and for understanding precisely how their applications range overlap, we must leave this for future work. Here, we only summarize the assumptions and main results of these schemes, and pin point how some of them answer questions that others raise, emphasizing their complementarity.

The Lagrangian method relies on two main assumptions. First, that a metric tensor is given: all calculations are made relative to this metric and the dynamics take place in the spacetime described by it. Second, it assumes a point-particle model for the extended body, by the introduction of a worldline, and needs an Ansatz for the Lagrangian. However, very little assumptions about the Lagrangian are required to derive its explicit form in terms of the multipoles, which are defined as conjugated variables of the kinematic degrees of freedom. In particular, the four-momentum, spin tensor, and higher-order multipoles arise as the generalized momenta of the worldline's four-velocity, rotation coefficients, and the (successive derivatives of) the Riemann tensor. Nevertheless, this method presents the advantage of deriving very straightforwardly the evolution equations for the multipoles by a simple "action minimization" procedure. Also, the very definition of the multipoles renders their algebraic symmetries obvious (the quadrupole tensor has the same symmetries as the Riemann tensor since it is its conjugated momentum). Finally, the explicit form of the Lagrangian opens up a very effective Hamiltonian treatment of the dynamics of point particles in GR [366], that even extends in the non-conservative regime. References of interest for the Lagrangian method are Bailey and Israel's pioneering works [315] and Sylvain Marsat's paper [319] with a complete derivation at all multipolar orders. See also [193] for a recent review on the Hamiltonian formulation of binary mechanics.

The MPTD scheme was historically the first to derive the evolution equations for the multipoles, which nowadays are sometimes called the MPTD equations. The only assumption behind this framework is the conservation of the SEM tensor representing the body. From there, two routes are possible. First, in Dixon's point of view, one can define linear and angular momentum as integrals over the body's SEM tensor. These definitions, when chosen correctly (here lies Dixon's main input) lead to a set of evolution equations that are well-posed. They involve a force vector and a torque tensor that can be expressed as a sum of higher order multipoles (starting with the quadrupole), also defined as integrals. In the spirit of Tulczyjew, one can also take an alternative route. Instead of defining the momenta, start with an Ansatz for the SEM tensor, which is directly inspired by its Newtonian equivalent, albeit being covariant and adapted to a 3+1 spacetime. Then, by the sole application of SEM conservation, one derives at once the evolution equations of the non-redundant degrees of freedom of the multipoles, defined as projections of the Ansatz. Although

Dixon’s way is advantageous as it allows one to define momenta by integrals over the SEM tensor, and discuss the worldline unicity, it cannot account for black holes, which by definition do not have a SEM tensor over which to integrate. On the contrary, Tulczyjew’s scheme already assumes a point-particle model, and can thus be applied to any kind of compact object, a priori. Finally, we note that our main interest in Tulczyjew’s reduction process is to apply it for the derivation of useful conservation laws, as done in Chap. 3. References of interest for the MPTD scheme are Dixon’s most recent and complete account of his work [326], and for Tulczyjew’s reduction process, see Andrzej Trautman’s lecture notes [310], as well as [1, 343].

The method of GKF developed by Abraham Harte provides a direct extension of Dixon’s scheme. For that reason, this scheme only applies to matter sources, with a non-zero SEM tensor, excluding the case of black holes. However, it offers two considerable advantages. First, it is written in an interesting geometrical way, providing insight as to what belongs to kinematics (the pole-dipole evolution equations are pure geometry, in this sense) and what belongs to the dynamics (the effect of all higher-order multipoles starting with the quadrupole). The definition of the momenta are combined into a single entity that is defined by duality with Killing fields (generalized, if need be). The method applies to a wide range of theories of gravity, including Newtonian, GR and higher-dimensional extensions thereof (as explained in [346]). The second advantage of the GKF framework is to shed some light on the influence of a body on its own motion (self-field) in a non-perturbative setting. In particular it readily shows which metric actually enters the evolution equations and the SEM tensor, a question left unanswered in the Lagrangian and MPTD schemes. References for the GKF method are Abraham Harte’s own reviews [345, 346] and his recent article [367] containing a summary and applications at quadrupolar order.

The GSF theory presents a number of advantages over the above schemes. The overall appeal of the GSF method is that it does not rely on any limiting assumption, except for the Einstein equation (which can hardly be discarded). The small object’s point-particle behavior is actually a result of the theory, as is its effective SEM tensor, which actually applies for any type of compact objects, neutron stars and black holes. Yet, the most important advantage of GSF is practical: the GSF framework includes a whole algorithmic procedure destined to compute the actual waveform emitted by EMRIs [199]. This is necessary, as GSF is the most promising tool for producing templates and analyzing the data of the space-based interferometer LISA. These computations represent an ongoing challenge, with the most recent milestone being the explicit computation of the gravitational binding energy between a small object orbiting a large Schwarzschild black hole, at second-order in the mass ratio [368].

### Beyond the dipole

The evolution equations (2.14) obtained in the previous section were derived at dipolar order. This means that the body is described by two “multipoles”, its momentum  $p^a$  and spin  $S^{ab}$ . Each approach (Lagrangian, MPTD, SF or GKF) can, in principle, be extended to any order  $n \geq 2$  in the multipolar expansion. These extensions are present at all multipole orders in [319] for the Lagrangian method, in [321]

for the MPTD method and in [345] for the GKF method. In GSF theory, the evolution equations have been derived at first order for spinning objects [350, 357, 359] and at second order for nonspinning, spherical objects [355, 356]. Quadrupole and higher-order multipoles only appear at third order or more in the mass ratio, but the general result that the small body orbits on a geodesic of an effective metric is known to hold even in the full nonlinear setting, as the GKF method readily shows [345]. Along with evolution equations, the corresponding SEM tensor at dipolar order is easily derived in each method. It should be noted, however, that, although algorithmically straightforward, the computations become cumbersome for the SEM tensor at higher than dipolar order; see [343] for the quadrupolar order, and [319] for the SEM tensor at octupolar order in the Lagrangian formalism. Finally, for the SEM tensor in GSF theory, we refer section 5.5 of [199] and references therein.

The general structure of the evolution equations is known at all multipolar orders. Much like (2.14), they only contain two equations (one for  $p^a$ , one for  $S^{ab}$ ) but with additional terms on their right-hand sides. In particular, at any order  $n \geq 2$  in the multipolar expansion, the evolution equations (2.14) are to be replaced by

$$\dot{p}^a = \frac{1}{2} R_{bcd}{}^a S^{bc} u^d + \sum_{k=2}^n F_{(k)}^a \quad \text{and} \quad \dot{S}^{ab} = 2p^{[a} u^{b]} + \sum_{k=2}^n M_{(k)}^{ab}, \quad (2.53)$$

where the  $(F_{(k)}^a, M_{(k)}^{ab})$  denote contributions from the higher-order multipoles that appear at each order. As they drive the evolution of the momentum and the spin, they are known as the force and moment tensors, respectively. As an illustration, their expression for  $n = 2$  are [319, 321, 343]

$$F_{(2)}^a = -\frac{1}{6} J^{bcde} \nabla^a R_{bcde} \quad \text{and} \quad M_{(2)}^{ab} = \frac{4}{3} R_{edc}{}^{[a} J^{b]cde}, \quad (2.54)$$

where the 4-indices tensor  $J^{abcd}$  is called the quadrupolar tensor. It possesses the same algebraic symmetries as the Riemann tensor  $R_{abcd}$  (recall the discussion around equation (2.17)). Therefore it has only 20 independent components. We shall come back in details to the quadrupolar case in the next section.

At the next, octupolar order ( $n = 3$ ), a 5-indices tensor  $O^{abcde}$  appears. The evolution equations (2.53) now contain the quadrupolar contributions (2.54) as well as octupolar terms, given by [319]

$$F_{(3)}^a = -\frac{1}{12} O^{bcdef} \nabla^a \nabla_b R_{cdef}, \quad (2.55a)$$

$$M_{(3)}^{ab} = -\frac{2}{3} \nabla_c R_{def}{}^{[a} O^{b]cdef} + \frac{1}{6} \nabla^{[a} R_{cdef} O^{b]cdef}, \quad (2.55b)$$

with the octupole  $O^{abcde}$  possessing 40 independent components, thanks to its many algebraic symmetries. More generally, at any order  $n \geq 2$  an additional,  $(2+n)$ -indices tensor called the  $2^n$ -polar tensor, appears in the expressions of  $(F_{(n)}^a, M_{(n)}^{ab})$ . It possesses many algebraic symmetries and exactly  $(n+2)(3n-1)$  independent components [319, 321]. In this work, we will limit ourselves to quadrupolar order and therefore only need equations (2.54).

Regarding the multipolar SEM tensor of a point particle, at quadrupolar order a new contribution  $T_q^{ab}$  (see Eq. (2.59) below) must be added to the pole-dipole SEM tensor  $T^{ab}$  given in Eq. (2.29). Its expression involves the quadrupole tensor  $J^{abcd}$  that appears in the quadrupolar force  $F_{(2)}^a$  and torque  $M_{(2)}^{ab}$  (2.54). It has been derived using Tulczyjew's reduction process in [343], with the Lagrangian method (see e.g., [319]) and can be computed with Dixon's or the GKF method by inverting the integral expressions of the multipoles.<sup>12</sup> These quadrupolar contributions are crucial to encode tidal deformations in a binary and/or quadratic-in-spin effects [369]. The SEM tensor at octupolar order includes a new term  $T_{\text{oct}}^{ab}$  that only appeared (to my knowledge) in [319] using the Lagrangian formalism. The full expression involves the octupolar tensor  $O^{abcde}$  that appears in the octupolar evolution equations, with the octupolar force and torque given in (2.55). This contribution, which must be added to the pole-dipole-quadrupole SEM tensor, reads, schematically

$$T_{\text{oct}}^{ab} = \int_{\gamma} (\nabla R) O \delta_4 d\tau + \nabla \int_{\gamma} R O \delta_4 d\tau + \nabla \nabla \nabla \int_{\gamma} O \delta_4 d\tau, \quad (2.56)$$

where  $R$  represents the Riemann tensor. The exact expression can be found in Eq. (2.25) of [319]. The octupolar piece is necessary to account for the cubic-in-spin contributions in the dynamics of spinning binaries, as shown in that same paper. We note that given the length of Tulczyjew's reduction process already at quadrupolar order (given in [343]), the same calculation at octupolar order is possible by hand but would be extremely tedious. However, it is interesting to note that this reduction process could be implemented systematically at all orders in an algorithmic way, for example with the help of a symbolic algebra system, as it shares strong similarities with combinatorics-type calculations. We leave this for future work.

## 2.3 Model summary

In the previous section we saw how the description of an extended compact object in GR can be approached. These methods are rather different in their assumptions and definitions. Yet, up to minor details, they all provide the same results regarding the evolution equations and the SEM tensor of a multipolar particle. In this section, we provide a summary of our model, used in the following chapters to derive the first law of mechanics. In particular, we also define and study the conservation properties of derived quantities, like a spin vector, a mass dipole, and various other scalars.

### 2.3.1 Quadrupolar particles

In the gravitational skeleton formalism, a compact object is represented by a point particle moving along a worldline  $\gamma$ . In a coordinate system  $x^\alpha$ , the worldline  $\gamma$  is described by four parametric equations of the form  $x^\alpha = y^\alpha(\tau)$ , where  $\tau \in \mathbb{R}$  denotes the proper time, and  $y^\alpha$  are four functions  $\mathbb{R} \rightarrow \mathbb{R}$  of  $\tau$ .

<sup>12</sup>Although we have not been able to find an example of this particular derivation in the literature, it may (possibly [349]) be found in Ruprecht Schattner's PhD thesis.



### Evolution equations

At quadrupolar order, all the physical information about the compact object is encoded into four tensors defined along  $\gamma$ : the four-velocity  $u^a$  (tangent to  $\gamma$ ), the four-momentum  $p^a$  (not parallel to  $u^a$  in general), the spin tensor  $S^{ab}$  (antisymmetric) and the quadrupole tensor  $J^{abcd}$  (same algebraic symmetries as the Riemann tensor). These multipoles evolve along  $\gamma$  and are coupled to one another and to the geometry, as encoded in the following evolution equations

$$\dot{p}^a = \frac{1}{2} R_{bcd}{}^a S^{bc} u^d - \frac{1}{6} J^{bcde} \nabla^a R_{bcde}, \quad (2.57a)$$

$$\dot{S}^{ab} = 2p^{[a} u^{b]} + \frac{4}{3} R_{edc}{}^{[a} J^{b]cde}. \quad (2.57b)$$

Because they evolve the momentum  $p^a$  and the spin  $S^{ab}$ , equations (2.57a) and (2.57b) are called the equation of motion and equation of precession, respectively. The system (2.57) is made of two coupled, first order, ordinary differential equations for the components of  $(p, S)$ , given  $(u, J)$  and the geometry. Indeed, as tensor fields defined along  $\gamma$  only, they can always be viewed as functions of the sole proper time  $\tau$ .

Notice that there is no evolution equation for the quadrupole  $J^{abcd}$ . An explanation can be drawn from SEM tensor conservation (1.4), which, in general, is not sufficient to constrain the matter fields so much as to fully determine their evolution [370]. Indeed, a quadrupolar particle in GR suffers the same treatment as the perfect fluid with density and pressure  $(\varrho, P)$  in Newtonian gravity. For the latter, the Navier-Stokes equations are not sufficient to determine the dynamics, and must be completed by an equation of state relating  $\varrho$  and  $P$ . Similarly, in GR, for the system (2.57) to be well-posed, an equation expressing the quadrupole  $J^{abcd}$  in terms of the other multipoles  $(p^a, S^{ab})$ , the four-velocity  $u^a$  and/or the geometry  $(g_{ab}, R_{abcd}, \dots)$  is required. These expressions as well as more details will be given in the Chap. 6, when we work at quadrupolar order. For the moment, we do not require explicit formulae and will keep our result valid for a generic quadrupole  $J^{abcd}$ . Additionally, even with the quadrupole expressions, the system (2.57) is still not well-posed and requires another equation (called a *supplementary spin condition*), which is touched upon in the following paragraphs.

### SEM tensor

A multipolar particle curves spacetime around it by sourcing the Einstein equation via its SEM tensor. The latter is supported on the worldline  $\gamma : x = z(\tau)$  of the particle. At quadrupolar order, it is the sum of three terms, each corresponding to a successive multipolar order and depending on the associated multipole  $(p, S, J)$ . At dipolar order, we have

$$T^{ab} = \int_{\gamma} u^{(a} p^{b)} \delta_4(x, z) d\tau + \nabla_c \int_{\gamma} u^{(a} S^{b)c} \delta_4(x, z) d\tau, \quad (2.58)$$

where the first and second term in (2.58) form the classical monopole-dipole model of a compact object, discussed in Sec. 2.2. At quadrupolar order, one must add to

the right-hand side of Eq. (2.58) the following term

$$T_{\text{quad}}^{ab}(x) = \frac{1}{3} \int_{\gamma} R_{cde} {}^{(a} J^{b)cde} \delta_4(x, z) d\tau - \frac{2}{3} \nabla_{cd} \int_{\gamma} J^{c(ab)d} \delta_4(x, z) d\tau, \quad (2.59)$$

where we introduced the shorthand notation  $\nabla_{cd} = \nabla_c \nabla_d$  here, used in the remaining of the manuscript. We see in Eq. (2.59) that the quadrupolar contribution contains a term with two derivatives, as expected, and a term deprived of derivatives. In fact, the latter is simply the anti-symmetric, second-order covariant derivative contribution of the quadrupolar sector. It has simply been recast in terms of the Riemann tensor, thanks to its definition as the commutator of double covariant derivatives. Consequently, the right-most term on the right of (2.59) is actually the symmetrized second-derivative, and one could write  $\nabla_{(cd)}$  in front of it. It turns out that, thanks to its symmetries, the quadrupole verifies  $J^{c(ab)d} = J^{a(cd)b}$ , so that that this symmetrization is unnecessary. Finally, we stress that in equations (2.58)-(2.59), the four-velocity  $u^a$  and the three multipoles  $(p, S, J)$  are functions of the worldline only (or  $z(\tau)$ , or simply  $\tau$ , equivalently) and it is the Dirac distribution  $\delta_4 \equiv \delta_4(x, z(\tau))$  that makes  $T^{ab}$  a well-defined, distributional tensor field on  $\mathcal{E}$ . In particular, for any  $x \notin \gamma$  we have  $T^{ab}(x) = 0$ .

### Scalars

Next, from the variables  $u^a$ ,  $p^a$  and  $S^{ab}$ , we introduce three positive scalar fields along  $\gamma$ : the rest mass  $m$ , the dynamical mass  $\mu$  and the spin amplitude  $S$  as

$$m \equiv -p^a u_a, \quad (2.60a)$$

$$\mu^2 \equiv -p^a p_a, \quad (2.60b)$$

$$S^2 \equiv \frac{1}{2} S^{ab} S_{ab}. \quad (2.60c)$$

The coefficient 1/2 for the spin amplitude is purely conventional. In general, none of these scalar fields is conserved along  $\gamma$ , and the masses  $m$  and  $\mu$  need not coincide [343]. However, as we shall prove later, in the case of a binary system of quadrupolar particles moving on a circular orbit,  $m$ ,  $\mu$  and  $S$  are all conserved, for each particle.

### Momentum-velocity relation

Contracting equation (2.57b) with  $u_b$  and using the mass  $m$  defined in (2.60a) readily implies the *momentum-velocity* relation

$$p^a = m u^a - \dot{S}^{ab} u_b + \frac{4}{3} R_{edc} {}^{[a} J^{b]cde} u_b. \quad (2.61)$$

This equation is exact. For a dipolar particle ( $J^{abcd} = 0$ ), it shows that the 4-momentum  $p^a = p_{\text{kin}}^a + p_{\text{hid}}^a$  is the sum of the timelike kinematic momentum  $p_{\text{kin}}^a \equiv m u^a$  and of the spacelike hidden momentum (see e.g. Ref. [371])  $p_{\text{hid}}^a \equiv h^a{}_b p^b$ , such that  $u_a p_{\text{hid}}^a = 0$ , where we introduced the projector orthogonal to  $u^a$ ,

$$h^a{}_b \equiv \delta^a{}_b + u^a u_b. \quad (2.62)$$

The projector (2.62) should not be confused with the metric perturbation  $h_{ab}$  used earlier, of which no further mention should be made in the remaining chapters.

### 2.3.2 Dipolar particles

In this last section we introduce the notion of supplementary spin condition (SSC), which allows (1) to obtain a well-posed system of evolution equations and (2) to expand key relations in powers of the spin.

*Note: from now until the end of the present chapter, equations result from a dipolar calculation, where the quadrupole  $J^{abcd}$  has been set to zero anywhere it would otherwise appear from the evolution equations (2.57). Their generalization at any multipolar order is provided in App. A.4.4. We will need the following equations in Chap. 5 and their quadrupolar corrections in Chap. 6.*

#### Spin supplementary condition

Consider for now an extended body, whose support is a worldtube  $\mathcal{T}$ , as well as a reference worldline  $\gamma_\circ \subset \mathcal{T}$ , with unit timelike tangent  $v^a$ . As shown by Dixon [341] or Harte [345], the body's momentum  $p^a$  and spin  $S^{ab}$  can be expressed as surface integrals over the SEM distribution, the later depending also on the choice of reference worldline  $\gamma_\circ$  [326, 348]. The six degrees of freedom encoded in the spin tensor  $S^{ab}$  can equivalently be encoded in two spacelike vectors  $S^a$  and  $D^a$ , both orthogonal to  $v^a$ , according to

$$S^{ab} = \varepsilon^{abcd} v_c S_d + 2D^{[a} v^{b]} \iff \begin{cases} S^a \equiv -\frac{1}{2} \varepsilon^{abcd} v_b S_{cd}, \\ D^a \equiv -S^{ab} v_b. \end{cases} \quad (2.63)$$

Physically, the vector  $D^a$  can be interpreted as the body's mass dipole moment, as measured by an observer with 4-velocity  $v^a$ , i.e., with respect to the reference worldline  $\gamma_\circ$ , while  $S^a$  can be interpreted as the body's spin with respect to that worldline [372].

We now go back to the quadrupolar particle described by (2.57)–(2.58). In a given basis, the equations of evolution (2.57) are equivalent to a system of 10 ordinary differential equations for 13 unknowns, namely the  $4 + 6 + 3 = 13$  independent components of  $p^\alpha(\tau)$ ,  $S^{\alpha\beta}(\tau)$  and  $u^\alpha(\tau)$ . (Having specified a physical model for the quadrupole  $J^{abcd}$ , its components  $J^{\alpha\beta\gamma\delta}(\tau)$  are known functions of  $u^\alpha(\tau)$ ,  $p^\alpha(\tau)$  and  $S^{\alpha\beta}(\tau)$ .) Since we did not specify the worldline  $\gamma$  representing the body, it is not surprising that such under-determinacy should occur in the gravitational skeleton model. To obtain a well-posed problem, three additional constraints on the spin tensor, known as a spin supplementary condition (SSC), thus have to be imposed, equivalent to the choice of the reference worldline  $\gamma_\circ$  with tangent  $v^a$  for the actual extended body. These constraints take the form  $S^{ab} f_b = 0$ , where  $f^a$  is a timelike vector. In this work, we shall adopt the so-called Frenkel-Mathisson-Pirani SSC (or Pirani SSC for short), defined by setting

$$S^{ab} u_b = 0, \quad (2.64)$$

which states that the mass dipole  $D^a$  with respect to the worldline  $\gamma$  vanishes, or equivalently that the spin vector  $S^a$  in equation (2.63) is orthogonal to the 4-velocity  $u^a$ . This natural choice of SSC is primarily motivated by the fact that the first law

of compact binary mechanics to be derived in Chap. 5 will take its simplest form if (2.64) holds. Moreover, as we shall prove in the next chapter, for circular orbits the 4-velocity of each particle is necessarily tangent to the generator  $k^a$  of the helical Killing symmetry. For such orbits, the SSC (2.64) will thus be equivalent to the geometrically-motivated, algebraic constraint

$$S^{ab}k_b = 0. \quad (2.65)$$

Other choices of SSC are of course possible, such as the Tulczujew-Dixon SSC  $S^{ab}p_b = 0$ . Our results are, for the most part, written in a covariant manner, and independent of a choice of SSC. The latter will mainly be used to expand the results in powers of the spin, as a mean to compare our results to the literature. We refer to the references [372–375] for a review of the various SSC, their physical interpretation and well-posedness (see also []).

### Conservation of rest mass and spin amplitude

Together with the equations of evolution (2.57), the Pirani SSC (2.64) implies exact conservation laws *at dipolar order*.

First, contracting the equation of precession (2.57b) with  $S^{ab} = S^{[ab]}$  and using (2.64) shows that the particle's spin amplitude (2.60c) is conserved at dipolar order:

$$\dot{S} = 0. \quad (2.66)$$

Moreover, the particle's rest mass  $m$  (2.60a) is conserved along  $\gamma$  as well, up to quadrupolar terms. To prove it, first take the derivative of (2.60a) to get

$$\dot{m} = -(p^a \dot{u}_a + \dot{p}^a u_a). \quad (2.67)$$

To compute the first term, we contract (2.61) with  $u_a$  and find that the first two terms on the right-hand side of the resulting equation vanish, thanks to  $\dot{u}^a u_a = 0$  and  $\dot{S}^{ab} u_a \dot{u}_b = 0$ , respectively (the latter follows from a Leibniz rule, the antisymmetry of the spin tensor and the SSC). Consequently, we find  $p^a \dot{u}_a = O(J)$ . For the second term in (2.67), we simply contract the equation of motion (2.57a) with  $u_a$ , and thanks to the symmetries of the Riemann tensor, the first term on the right vanishes and we also find  $\dot{p}^a u_a = O(J)$ . Explicitly, the result is

$$\dot{m} = 0. \quad (2.68)$$

Similar conservation laws hold for other choices of SSC. For instance, using the Tulczujew-Dixon SSC  $S^{ab}p_b = 0$ , one can establish the conservation of the spin amplitude  $S$  and of the dynamical mass  $\mu$  defined in (2.60b). We emphasize that if the SSC  $S^{ab}u_b = 0$  is imposed, the conservation laws (2.66) and (2.68) are *exact* at dipolar order, and not merely perturbatively valid in a Taylor series expansion in the spin. At quadrupolar order, the terms  $O(J)$  can be computed explicitly by following the calculation steps provided in the above text.

### Definition of a spin vector

Having imposed the SSC (2.64), the decomposition (2.63) implies that the three remaining degrees of freedom of the spin tensor  $S^{ab}$  can be encoded in a spin vector  $S^a$ —or equivalently in a spin 1-form  $S_a \equiv g_{ab}S^b$ —obeying

$$S_a \equiv -\frac{1}{2}\varepsilon_{abcd}u^bS^{cd} \iff S_{ab} = \varepsilon_{abcd}u^cS^d. \quad (2.69)$$

By construction, the spin vector  $S^a$  is spacelike and orthogonal to  $u^a$ , while its norm coincides with the conserved norm (2.60c) of the spin tensor, namely

$$S^a u_a = 0, \quad (2.70a)$$

$$S^a S_a = S^2. \quad (2.70b)$$

The first result derives from the definition (2.69) and the antisymmetry of  $\varepsilon_{abcd}$ , while (2.70b) derives from equations (2.69) and (2.60c) together with the SSC (2.64). Moreover, the rate of change of the spin vector is easily computed from the definition (2.69) as

$$\dot{S}_a = -\frac{1}{2}\varepsilon_{abcd}\dot{u}^bS^{cd}, \quad (2.71)$$

where we used  $\dot{\varepsilon}_{abcd} = 0$  by metric compatibility, the equation of spin precession (2.57b), and the antisymmetry of  $\varepsilon_{abcd}$ . This equation of evolution can be further simplified as follows. By substituting in (2.71) the expression (2.69) for  $S^{cd}$  in terms of  $u^a$  and  $S^a$ , and using the orthogonality  $\dot{u}^a u_a = 0$ , we readily obtain

$$\dot{S}^a = u^a \dot{u}^b S_b. \quad (2.72)$$

The spin vector  $S^a$  is found to obey the Fermi-Walker transport law at dipolar order (when  $O(J) = 0$ ). This will be responsible for the Thomas precession that we shall encounter later in Sec. 5.2.3. Finally, we notice that by substituting the expression (2.69) of the tensor  $S^{ab}$  into the momentum-velocity relationship (2.67), the 4-momentum can alternatively be written as

$$p^a = mu^a - \varepsilon^a{}_{bcd}u^b\dot{u}^cS^d, \quad (2.73)$$

which readily implies  $p^a S_a = 0$ . At dipolar order, the 4-momentum  $p^a = p_{\text{kin}}^a + p_{\text{hid}}^a$  is the sum of the timelike kinematic momentum  $p_{\text{kin}}^a \equiv mu^a$ , with  $m$  constant, and of the spacelike hidden momentum  $p_{\text{hid}}^a \equiv -\varepsilon^a{}_{bcd}u^b\dot{u}^cS^d$ , which is orthogonal to  $u^a$ ,  $\dot{u}^a$  and  $S^a$ . By using the condition of metric compatibility, which implies  $\dot{\varepsilon}_{abcd} = 0$ , as well as the equation of spin precession (2.72), the rate of change of the hidden momentum is given by  $\dot{p}_{\text{hid}}^a \equiv -\varepsilon^a{}_{bcd}u^b\ddot{u}^cS^d$ , and thus belongs to the two-space orthogonal to  $u^a$  and  $S^a$ . Lastly, we note that the Pirani SSC allows to express  $u^a$  entirely in terms of  $m$ ,  $p^a$  and  $S^{ab}$ , as showed<sup>13</sup> in Sec. II.C of [375], in the form

$$mu^a = p^a + \frac{1}{S^2}S^{ab}S_{bc}p^c. \quad (2.74)$$

<sup>13</sup>To our knowledge, it was not written down prior to the publication of [375]. As noted by the authors, the existence of this “momentum-velocity” relation for the Pirani SSC is rather intriguing, given the numerous claims in the literature that such relation did not exist.

which is compatible with Eq. (2.73) (cf. Eqs. (25) and (26) in [374]). Now, it is clear from Eq. (2.74) that the tensor  $S^{ab}S_{bc}$  acts as some kind of a projector. A direct calculation using (2.69) indeed reveals that

$$S^{ab}S_{bc} = -(\delta^a_c + u^a u_c - s^a s_c)S^2, \quad (2.75)$$

with  $s^a \equiv S^a/S$ . This is the rank-2 tensor that projects onto the subspace orthogonal to both  $u_a$  and  $S_a$  (up to multiplication by the constant  $-S^2$ ). Interestingly, equation (2.74) can be applied to itself any number of times by inserting (schematically)  $p = mu + \frac{1}{S^2}SSp$  into the  $SSp$ -term and repeating this procedure. In the end, since  $S_{ab}u^a = 0$ , one obtains, for any  $n \geq 1$

$$mu^a = p^a + \frac{(-)^n}{S^{2n}} S^{a_1 a_2} \dots S_{a_{2n} a_{2n+1}} p^{a_{2n+1}}. \quad (2.76)$$

### Acceleration, momentum and velocity

The SSC (2.64) can also be used to derive some approximate equations of evolution and algebraic relations, in the sense that they hold true only up to some order in the spin tensor  $S^{ab}$ . We shall denote by  $O(S^n)$  any term that involves  $n$  spin tensors (or spin vectors). We start by introducing the gravito-magnetic part of the Riemann tensor,  $B_{ab} \equiv \star R_{acbd}u^c u^d$ , with  $\star R_{abcd} \equiv \frac{1}{2}\varepsilon_{ab}{}^{ef}R_{efcd}$  the self-dual of the Riemann tensor. Using the definition (2.69) of the spin vector, the equation of motion (2.57a) can be written in the more compact form  $\dot{p}^a = B^{ab}S_b$ . Substituting this formula into the left-hand side of the derivative of equation (2.67), and using the conservation (2.68) of the rest mass  $m$ , yields

$$\dot{u}^a = \frac{1}{m}B^{ab}S_b - \frac{1}{m}S^{ab}\ddot{u}_b, \quad (2.77)$$

where we further used  $\dot{S}^{ab}\dot{u}_b = 0$  because of equation (2.57b) and the orthogonality of  $\dot{u}_a$  to both  $u^a$  and  $p^a$ . Equation (2.77) is exact, and readily shows that  $\dot{u}^a = O(S)$ , so that the motion of a dipolar particle cannot be geodesic. The rightmost term in (2.77) is therefore at least of  $O(S^2)$ . Actually, the later involves  $\ddot{u}_b$ , and can therefore be expanded in powers of the spin at any order by recursively taking the derivative of equation (2.77) and substituting it back into its own right-hand side. Doing this once, while using (2.72) and the orthogonality  $B^{ab}u_b = 0$ , we can isolate the quadratic-in-spin contribution and obtain the following spin expansion:

$$\dot{u}^a = \frac{1}{m}B^{ab}S_b - \frac{1}{m^2}S^{ab}\dot{B}_{bc}S^c + O(S^3). \quad (2.78)$$

Equations (2.77) and (2.78) have a number of interesting consequences. First, by noticing that  $S^{ab}S_a = 0$  by equation (2.69), we contract (2.77) with  $S_a$  and insert the result in the equation of precession (2.72). We then obtain the *exact* spin evolution equation

$$\dot{S}^a = \frac{1}{m}u^a B_{bc}S^b S^c, \quad (2.79)$$

which shows that  $\dot{S}^a = O(S^2)$ . Hence the driving torque that prevents  $S^a$  from being parallel-transported along  $\gamma$  is quadratic in spin. Second, we substitute equation

(2.78) in the right-hand side of equation (2.67) to obtain the following expansion for the momentum:

$$p^a = mu^a + \frac{1}{m} S^{ab} B_{bc} S^c + O(S^3). \quad (2.80)$$

From this equation we see that  $p^a = mu^a + O(S^2)$ . Therefore the 4-momentum of a dipolar particle can only be aligned with its 4-velocity up to linear order in the spin. Third, taking the norm of equation (2.67) provides a simple relation between the dynamical mass  $\mu$  and the rest mass  $m$ . Using the SSC (2.64), we readily obtain

$$\mu^2 = m^2 + \dot{u}^a S_{ab} S^{bc} \dot{u}_c. \quad (2.81)$$

Equation (2.78) then implies  $\mu = m + O(S^4)$ , such that the two notions of mass coincide up to quartic-in-spin corrections. Since  $\dot{m} = 0$  the dynamical mass satisfies  $\dot{\mu} = O(S^4)$ . Notice also that if the spin amplitude  $S$  is small enough, then  $\mu^2 > 0$  and  $p^a$  is timelike.

Finally, it should be kept in mind that the contributions of  $O(S^2)$  in equations (2.78)–(2.80) should be interpreted with care at dipolar order, because additional terms of  $O(S^2)$  would contribute to those same equations if we were to include the spin-induced quadrupole in our gravitational skeleton model of spinning compact objects. This is particularly relevant for the derivation of the quadrupolar first law discussed in Chap. 6. As a matter of fact, it is possible to obtain an exact relation for  $\dot{u}^a$  in terms of nothing but  $p^a$ ,  $S^a$  and curvature tensors, as showed in [374] (see Sec. II.B there). This takes the form

$$m\dot{u}^a = B^{ss} S^a - \frac{1}{S^2} S^{ab} p_b, \quad (2.82)$$

where  $B^{ss} \equiv B_{ab} S^a S^b / S^2$ . It is worth noting that this formula splits  $\dot{u}^a$  into two simple terms: the first one is colinear to  $S^a$  and the second is orthogonal to  $S^a$ , since  $S^{ab} S_a = 0$  by construction.

## Helical isometry

*[...] the author seeks a level of rigor that is (i) high enough to give him confidence of the results derived, but also (ii) low enough to permit the treatment of real astrophysical systems in the real, non-asymptotically flat universe.*

K. THORNE,  
*Rev. Mod. Phys.* 52(2) (1980).



**E**XACTLY circular orbits, which in a 2+1 spacetime diagram depict perfect helices, do not exist in nature. Yet, one of the central assumptions behind the work presented in this thesis relies on an exact isometry that describes compact binary systems moving along circular orbits. In this chapter, the first section is dedicated to various definitions, motivations and classical results about circular orbits of compact binary systems and their mathematical modeling using a helical Killing vector. Then, in the following two sections we will show how this helical isometry, in the presence of multipolar particles, implies two central geometrical results. First, in Sec. 3.2.1 we show that each particle must follow an helical trajectory in a helical spacetime, and in Sec. 3.2.2 that all its multipoles (momentum, spin, quadrupole) are Lie-dragged along this helical trajectory. These results are derived covariantly and are self-consistent, i.e. they do not require any additional assumption other than the helical isometry. Finally, several useful identities are derived in Sec. 3.3.



## 3.1 Helically isometric spacetimes

In this work, we will deal exclusively with binary systems of point particles on a circular orbit. In this first section we shall explain why this assumption, which clearly contradicts the very notion of *inspiral*, is a good model for compact binary systems (Sec. 3.1.1), and then show how this is enforced at the mathematical level, with the introduction of a helical Killing vector field. As the circular approximation constitutes one of the main assumptions of our work, we discuss its limitations, along with those arising from the use of point particles, in Sec. 3.1.3.

### 3.1.1 Why circular orbits ?

A traveling GW emitted by a binary system carries energy and angular momentum which it extracted from its source. At the leading PN order, this process is encoded in the fluxes of energy  $\mathcal{P}$  and angular momentum  $\mathcal{T}^i$ , which are given by (see section 12.3.2 of [140], or section 3.3 of [135])

$$\mathcal{P} = \frac{1}{5} \ddot{I}^{ij} \ddot{I}^{ij} \quad \text{and} \quad \mathcal{T}^i = \frac{2}{5} \epsilon^i{}_{jk} \ddot{I}^{j\ell} \ddot{I}^{k\ell}, \quad (3.1)$$

in terms of the time derivatives of  $I^{ij}(t)$ , the mass quadrupole of the source. The fluxes (3.1), in turn, drive a slow evolution of the energy  $E$  and angular momentum  $L^i$  of the source itself, which would otherwise be constant at the Newtonian level. The relation between the fluxes and the binary's energy and angular momentum are known as “balance laws”, and, when averaged over one orbit, take the natural form  $dE/dt = -\mathcal{P}$  and  $dL^i/dt = -\mathcal{T}^i$  [140, 144]. When applied to a binary system of masses  $m_1, m_2$  on a Keplerian ellipse of semi-major axis  $a$  and eccentricity  $e$ , these balance laws are shown to induce a slow, secular variation of the orbital parameters  $e$  and  $a$  themselves. To derive these evolutions, at the Newtonian level we may simply use the classical formulae for the energy,  $E \propto -1/a$ , and for the angular momentum,  $L \propto (a(1 - e^2))^{1/2}$ . Combining these with balance laws and equations (3.1) readily give [135]

$$\frac{da}{dt} = -\frac{64}{5} \frac{m_1 m_2}{a^3} \frac{1}{(1 - e^2)^{7/2}} \left( 1 + \frac{73}{24} e^2 + \frac{37}{96} e^4 \right), \quad (3.2a)$$

$$\frac{de}{dt} = -\frac{304}{15} \frac{m_1 m_2}{a^4} \frac{e}{(1 - e^2)^{5/2}} \left( 1 + \frac{121}{304} e^2 \right). \quad (3.2b)$$

Readily from these equations, we see that both  $a$  and  $e$  will decrease with time. Consequently, the two bodies will get closer to each other, while orbiting on an ever-circularizing orbit. Clearly, from the (Newtonian) Kepler's third law  $\Omega^2 = (m_1 + m_2)a^{-3}$ , a decrease in  $a$  implies that the orbital frequency  $\Omega$  of the binary will increase with time<sup>1</sup>. However, these two processes occur at different rates. The main reason is because of the eccentricity  $e$  in the numerator of (3.2b). This equation makes the eccentricity rapidly evolve towards the circular limit ( $e = 0$ )

<sup>1</sup>This can readily be seen on the observed waveforms of the GW events (see figures in Sec. 1.3.2 of Chap. 1), since the GW frequency is (at leading order) twice the orbital frequency.

since for as long as the orbit is eccentric,  $\dot{e} < 0$ . On the other hand, when  $e \simeq 0$ , then  $\dot{e} \simeq 0$  as well, and the orbit remains circular. In the light of dynamical systems, the system (3.2) exhibits a phase space  $(e, a)$  with a rapid horizontal direction and a slow vertical one for most of the eccentricity's values. The two extreme regimes, where  $e \simeq 0$  and  $e \simeq 1$ , show a rapid vertical direction and slow horizontal one (see Fig. 3.1). To summarize, a (moderately massive) binary on a highly eccentric orbit loses its eccentricity so rapidly that when it is essentially circular, the orbital separation is still orders of magnitude larger than the body's typical sizes. Consequently, the binary is still far away from merger, and by the time it starts plunging, its eccentricity has become completely negligible.

To put these results in perspective, let us apply them to a real binary system. Remarkably, using Eq. (3.2) to compute  $da/de \equiv \dot{a}/\dot{e}$  gives an ordinary differential equation that can be solved analytically as [135]

$$a(e) = C \frac{e^{12/19}}{1 - e^2} \left( 1 + \frac{121}{304} e^2 \right)^{870/2299} \quad (3.3)$$

with  $C$  an integration constant that is fixed e.g., by a measurement of the orbital parameters of the binary. Figure 3.1 depicts in a  $(e, a)$ -diagram the relation (3.3) for two known pulsars, the Hulse-Taylor (first pulsar in a binary ever discovered) and the double-pulsar (first and only binary made of two pulsars [376]). We see that, indeed, in the  $e \in [0.1, 0.9]$  region, both  $e$  and  $a$  lose an order of magnitude along the evolution of (3.3).

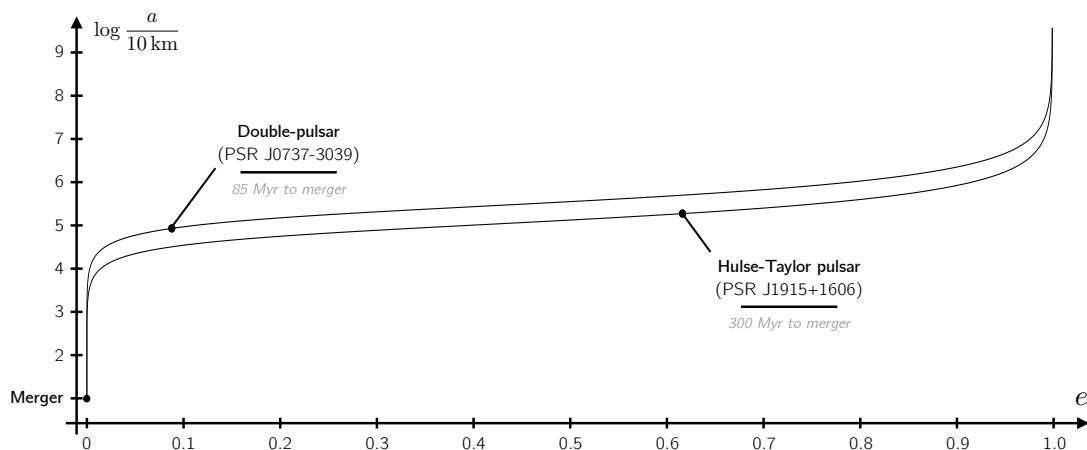


Figure 3.1: This diagram shows the evolution of the typical orbital separation (semi-major axis  $a$ ) of a binary in terms of its eccentricity  $e$ . In the region  $e \in [0.1, 0.9]$ , both  $e$  and  $a$  decrease by a factor of ten within the same time span. Therefore, a compact binary loses its eccentricity during its early inspiral, and has  $e \simeq 0.01$  when reaching the end of the inspiral (when  $a$  is a few times the radii of the body, here 10 km for a NS). Two real examples are plotted: the only double-pulsar known to this day (PSR J0737-3039) and the Hulse-Taylor pulsar, with their corresponding time to merger.

It should be noticed, to be more precise, that this circularization process by the loss of angular momentum through the emission of GWs applies to relatively low-mass binary systems. Usually, these systems will be circularized for a long time when the GW enters the detector's bandwidth, around 10 Hz. But notice, due to

the  $m_1 m_2$  factor in equations (3.2), that this process is far less efficient for very massive systems, in particular SMBH binaries and EMRIs. For these systems, when the GW will enter the detector's bandwidth, the binary will not have lived long enough for the orbit to be circular. It is always a competition between the time taken to circularize the orbit (a time which is longer for massive systems) and the frequency at which the GW enters the detector's bandwidth.

Nevertheless, let us now examine a binary system on a circular orbit of radius  $R$  and angular frequency  $\Omega$ . The leading-order, PN result for the secular evolution of  $\Omega$  and  $R$  reads (we restore the factors of  $c$ )

$$\frac{dR}{dt} = -\frac{64}{5} \frac{G^3 m^3 \nu}{R^3 c^5} + O(c^{-7}) \quad \text{and} \quad \frac{d\Omega}{dt} = \frac{96}{5} \frac{Gm\nu}{R^3} \gamma^{5/2} + O(c^{-7}), \quad (3.4)$$

where  $\nu \equiv m_1 m_2 / m^2$  is the symmetric mass ratio. These equations are central because they allow to show that two time scales are present in the problem: (1) the orbital time scale  $T_{\text{orb}} \equiv 2\pi/\Omega$  and (2) the radiation-reaction time  $T_{\text{rea}} \equiv \Omega/\dot{\Omega}$ , which governs the secular evolution of the orbital parameters, in particular  $\Omega$ . Using the (Newtonian) Kepler third law in the form  $\Omega^2 R^3 = Gm$  and the viriel theorem  $v^2 = Gm/r$ , equation (3.4) gives an estimate

$$\frac{T_{\text{orb}}}{T_{\text{rea}}} \propto \nu \left( \frac{v}{c} \right)^5. \quad (3.5)$$

Consequently, during most of the inspiralling phase ( $v/c \ll 1$ ) and/or for systems with large mass ratios ( $\nu \ll 1$ ), we have  $T_{\text{orb}} \ll T_{\text{rea}}$  and the binary makes a large number of orbits before the orbital radius decreases significantly as a reaction to the GW emission<sup>2</sup>. The existence of two distinct time scales justifies the adiabatic approximation of an inspiral, i.e., the fact that it is well-approximated by a sequence of circular orbits. This adiabatic approximation is quite powerful, as it allows the construction of GW templates for the whole inspiral phase just by stitching together a series of circular-orbits, whose orbital parameters evolve over a radiation reaction timescale  $T_{\text{rea}}$ . As depicted in Fig. 3.2

To summarize, by the time the GW emitted by a binary system possesses a high enough frequency to enter the detector's sensitive bandwidth (around a few tens of Hz for current detectors, their orbit is expected to show a negligible eccentricity.

### 3.1.2 Helical Killing vectors

#### Definition

When a spacetime  $(\mathcal{E}, g_{ab})$  possesses a (continuous) isometry, there exists trajectories along which the metric  $g_{ab}$  is preserved. The generator of these trajectories

<sup>2</sup>Even though the estimate relies on the assumption of circular orbits and thus is invalid for EMRIs which are typically eccentric, the existence of two timescales (orbital and radiation-reaction), and thus the validity of an adiabatic approximation, still holds for most binaries, including EMRIs [377].

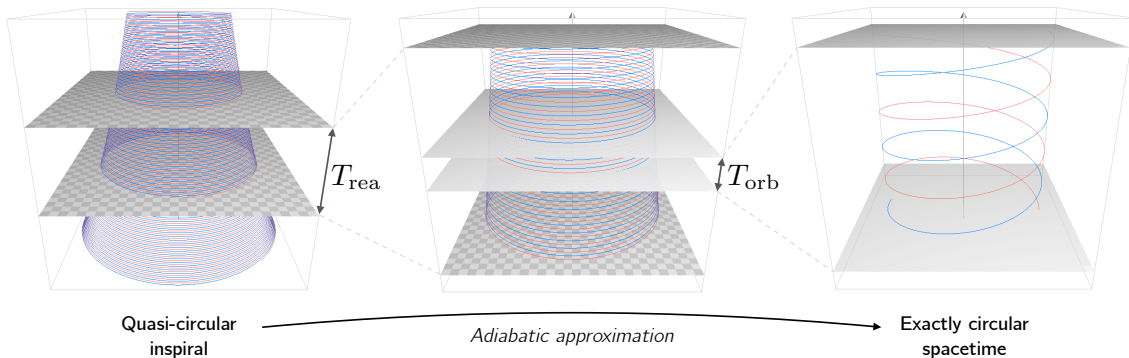


Figure 3.2: Three 2+1 spacetime diagrams that summarize the idea of the adiabatic approximation for a quasi-circular inspiral. On the left, the inspiral spans several  $T_{\text{rea}}$ , over which the orbital radius decreases significantly. In the middle, the zoom shows that  $T_{\text{rea}}$  still spans many orbital periods  $T_{\text{orb}}$ . However, over a timescale  $T_{\text{orb}}$  (right), the orbital radius is constant, and the orbit can be considered circular.

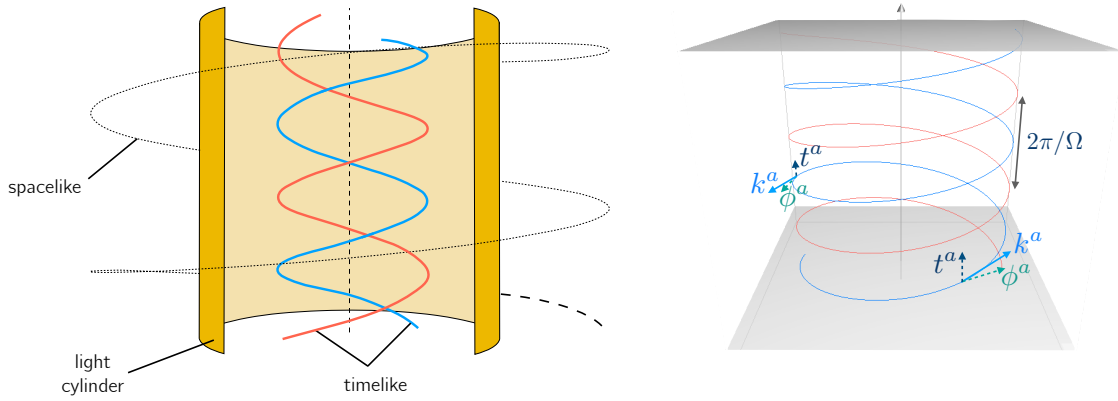
is called a Killing vector field (here after Killing field or Killing vector). If such a Killing vector exists, it satisfies, by definition

$$\mathcal{L}_\xi g_{ab} = 0, \quad (3.6)$$

with  $\mathcal{L}_\xi$  denoting the Lie-derivative with respect to the vector field  $\xi^a$ . Equation (3.6) translates mathematically the fact that, along the integral curves of  $\xi^a$ , the metric is conserved. Building on the works of Bonazolla, Gourgoulhon and collaborators [378, 379], we shall define a helical Killing vector (HKV), always denoted  $k^a$ , as a Killing field admitting a decomposition

$$k^a \equiv t^a + \Omega \phi^a, \quad (3.7)$$

where  $t^a$  is an arbitrary timelike vector field,  $\phi^a$  an arbitrary spacelike vector field with closed integral curves of parameter length  $2\pi$ , and  $\Omega$  is a positive constant that will be interpreted as the circular-orbit angular velocity of the binary. The decomposition is illustrated on figure 3.3, which justifies the *helical* in HKV. As Killing fields are defined up to a normalization factor, we choose to normalize the HKV (3.7) so that  $k^a t_a \rightarrow -1$  at spatial infinity. The first occurrence of the introduction of an HKV seems to be due to Steven Detweiler in [380]. This definition is equivalent to a more axiomatic one, constructed from the flow of periodic vector fields, as in [381]. A spacetime that is axisymmetric and static admits a whole family of HKVs, by setting  $t^a = (\partial_t)^a$  and  $\phi^a = (\partial_\phi)^a$ , where  $t$  and  $\phi$  are the coordinates that the spacetime’s metric is independent of. However, we emphasize that in our context, neither  $t^a$  nor  $\phi^a$  are Killing fields. The null hypersurface over which  $k^a k_a = 0$  is known as the light cylinder. Heuristically, it corresponds to the set of points where an observer would have a circular motion around the helical axis of symmetry ( $\phi^a = 0$ ) with a “velocity” equal to the vacuum speed of light. Excluding any black hole region, the helical Killing field (3.7) is timelike everywhere inside the light cylinder and spacelike everywhere outside of it, as depicted on Fig. 3.3. In this work, we are only interested in the region inside the light cylinder, where the integral curves of the HKV (the helices) are all timelike.

Figure 3.3: Light cylinder and  $k = t + \Omega\phi$ .

### Properties of Killing fields

Independently of its helical nature, the HKV  $k^a$  satisfies a number of identities because it is a Killing field in the first place. Some of them will be of utmost importance for the derivation of the first law of mechanics later on. Let us give some of these properties, keeping the notation  $\xi^a$  to emphasis that these are not restricted to the HKV  $k^a$  but to any Killing field. We leave their mathematical proof in App. A.2 for the most part.

First of all, the definition (3.6) is independent of the existence of a connection on the spacetime. However, the Levi-Civita connection can help bring (3.6) in the equivalent, and sometimes more convenient, form

$$\nabla_{(a}\xi_{b)} = 0. \quad (3.8)$$

Taking the trace of (3.8) shows that a Killing field  $k^a$  is divergenceless:  $\nabla_a \xi^a = 0$ . Killing's equation (3.8) also implies the identity  $\frac{1}{2}\nabla_a(\xi^b \xi_b) = \xi^b \nabla_a \xi_b = -\xi^b \nabla_b \xi_a$  for the “acceleration” of a Killing field along its integral curves. Contracting it once more with  $\xi^a$  shows that the norm squared  $\xi^b \xi_b$  of a Killing field is conserved along its integral curves  $\xi^a \nabla_a(\xi^b \xi_b) = 0$ .

Very important for our work is the so-called Kostant formula, which relates the second covariant derivative of  $\xi^a$  to  $\xi^a$  itself, as

$$\nabla_a \nabla_b \xi^c = R_{dab}{}^c \xi^d. \quad (3.9)$$

The proof combines the definition of the Riemann tensor, its algebraic symmetries and the Killing equation (3.8)

Then, from the Kostant formula, one can establish the commutation between the Lie-derivative  $\mathcal{L}_\xi$  and the metric-compatible<sup>3</sup>, covariant derivative  $\nabla$ . Indeed, for any tensor field  $\mathbf{X}$

$$\nabla_a(\mathcal{L}_\xi \mathbf{X}) = \mathcal{L}_\xi(\nabla_a \mathbf{X}). \quad (3.10)$$

<sup>3</sup>Note that  $\mathcal{L}_\xi$  need not commute with a generic connection, cf. App. A.2.2.

A covariant proof of this result (i.e., not requiring the introduction of a coordinate system) is provided in Appendix A.2.

A number of geometrical quantities are Lie-dragged along a Killing field, as a direct consequence of the Lie-dragging of the metric (3.6). Among them, the canonical volume form  $\varepsilon_{abcd}$  and the Riemann tensor  $R_{abcd}$  associated to  $g_{ab}$  are both Lie-dragged along  $\xi^a$

$$\mathcal{L}_\xi \varepsilon_{abcd} = 0, \quad (3.11a)$$

$$\mathcal{L}_\xi R_{abc}{}^d = 0. \quad (3.11b)$$

We provide covariant proofs for all these formulae in App. A.2. Surprisingly, as far as we know, some of these important results and their proof scarcely appear in classical textbooks, Ref. [382] being a notable exception.

Another important result, which is only of interest when dealing with point particles, is the Lie-dragging of the covariant, four-dimensional Dirac distribution  $\delta_4(x, y)$ . Heuristically, as it is built from nothing but the metric and two events in spacetime, we expect it to be Lie-dragged. A proof of this statement is provided in Appendix A.2, where it is also rigorously defined as a (distributional) bi-tensor. Skipping over the details of the proof, we will need later on the identity

$$\mathcal{L}_\xi \delta_4(x, y) = 0, \quad (3.12)$$

for any two points  $x$  and  $y$  in spacetime. Equation (3.12) implies, in particular, the Lie-dragging of the quantity  $\delta_4(x, z(\tau))$ , when  $x^\alpha = z^\alpha(\tau)$  is a parametrization of some particle's worldline.

Finally, and perhaps most importantly, we argue that the SEM tensor  $T^{ab}$  of the matter present in spacetime must also be invariant along the integral curves of any Killing field. The proof of this result is a simple consequence of the Einstein equation  $G_{ab} = 8\pi T_{ab}$ . Indeed, since the metric and the Riemann tensor are Lie-dragged (Eqs. (3.6)-(3.11b)), so is the Einstein tensor  $G_{ab}$  built from them, and it follows that

$$\mathcal{L}_\xi T^{ab} = 0. \quad (3.13)$$

We will still need to justify this statement in the case where  $T_{ab}$  is singular, in particular in the context of point particles. This discussion is relegated to Sec. 3.1.3 just below, where we also summarize the assumptions and limits of our work.

### 3.1.3 Limits of the model

Before going into the next section where we examine the consequences of an helical isometry for multipolar particles, we discuss various assumptions that have been made so far, and which constitute the limits of our results.

### Helical spacetimes

As we discussed in Sec. 3.1.1, the validity of an exactly circular orbit holds for (1) systems that have been circularized and (2) over time scales small compared to the radiation reaction one, as crystallized in Eq. (3.5). For longer timescales, the emission of GWs draws energy from the system, implying a decrease of the orbital radius and ultimately breaking the helical symmetry. In a sense, in order to maintain the binary on a fixed circular orbit, the energy radiated in GWs would need to be compensated by an equal amount of incoming radiation. This heuristic argument of incoming GWs can actually be made mathematically precise and, as a consequence, it has long been known that in GR helically symmetric spacetimes cannot be asymptotically flat [380, 383, 384]. Again from an heuristic point of view: far away from the source, the resulting (emitted and incoming) system of standing GWs ends up dominating the energy content of the spacetime, so that the falloff conditions necessary to ensure asymptotic flatness cannot be satisfied. As emphasized in Refs. [205, 381, 385–387], however, asymptotic flatness can be recovered if, loosely speaking, the gravitational radiation can be “turned off.” This can be achieved, in particular, in two instances at least. First, using the Isenberg, Wilson and Mathews approximation to GR, also known as the conformal flatness condition (CFC) approximation [388–390]. There, spacetime is foliated into conformally flat space-like slices that satisfy a truncated set of field equations. Second, in the context of approximation methods such as PN theory [144] where one can distinguish between radiative and conservative effects, and GSF theory [198, 199] where a local wavezone can be defined from an approximate asymptotic region [381, 391].

### Point particles

Whereas the use of point particles is perfectly justified in Newtonian gravity or classical electrodynamics, their use in GR is highly questionable, because of the nonlinearity of the Einstein equation. On the mathematical side, Geroch and Traschen [392] (see also [393]) have proven that, precisely because of this nonlinearity, a point particle source will usually yield solutions that are mathematically ill-posed in any suitable class of functions. Indeed, from a more physical perspective, we know that the closest thing to a point particle in GR is a black hole. However, in the context of approximation methods (e.g. PN theory [144] or GSF [199]), the Einstein equation *can* be coupled to a distributional source such as (2.18) in a meaningful manner. In the PN framework, this is true at least at the fourth PN order [394, 395] provided that a regularization scheme (e.g. dimensional regularization [396, 397]) is used to handle the divergent self-field of each particle. Additionally, as mentioned in Sec. 2.2.4, it was shown recently that even at second order in perturbation theory, the Einstein equation is well-defined with a point-particle source, at least in (so-called) highly regular gauges [361, 365].

As most of our results will be used in the context of approximation methods such as PN or GSF, in this work we will always implicitly assume that such a regularization scheme is being used, or that a highly regular gauge is chosen, while evaluating various tensor fields along the worldline of a multipolar point particle. All tensorial

equations, including Einstein's, should thus be interpreted in a regularized sense. This justifies that the helical symmetry  $\mathcal{L}_k g_{ab}$  implies the Lie-dragging of the SEM tensor, as discussed above Eq. (3.13). Additionally, we mention that any “physically reasonable” regularization method yields  $T^{ab}|_\gamma = 0$ , so that  $R^{ab}|_\gamma = 0$  by the Einstein equation. Hence the spacetimes that we shall be considering in this work, in addition of being helically symmetric, are also Ricci-flat in a regularized sense. This assumption has been also used for co-rotating binary black hole spacetimes, such as those considered in [205, 379, 381, 398].

## 3.2 Consequences for multipolar particles

### 3.2.1 Helical trajectories

#### Detweiler's parameter

In a seminal paper, Steven Detweiler [399] performed the first comparison of the predictions from the perturbative GSF framework and PN theory, for a binary system of nonspinning compact objects moving along a closed circular orbit. This comparison relied on the calculation of the quantity  $U \equiv dt/d\tau$ , i.e. on the time component of the 4-velocity of the smaller body, modelled as a structureless point particle, as a function of the angular velocity  $\Omega$  of the binary's circular orbit. This comparison was later extended and refined in Refs. [400–404]. In Detweiler's paper, the quantity  $U$  (or rather its inverse  $z \equiv d\tau/dt$ ) was coined the “redshift” parameter, for reasons that will become clear at the end of the section (cf. around Eq. (3.31)).

Soon after, the discovery of the first law of compact binary mechanics [381, 386, 405] showed that the kinematical redshift parameter  $U$  also has a *dynamical* relevance, as it can be related in a simple manner to some of the global properties of the binary system, such as its binding energy and orbital angular momentum; see also [406]. Using the first law of binary mechanics, the redshift parameter has been used to compare the predictions of GSF theory to the results from numerical relativity simulations of black hole binaries moving on quasi-circular orbits, showing remarkably good agreement, even for comparable-mass binary systems [205, 407, 408].

Using the BH perturbation theory developed in [409, 410], the GSF contribution to the redshift parameter has been computed analytically, up to very high PN orders [411–416], and numerically with extremely high accuracy [417, 418]. Combined with the first law of binary mechanics, those results have been used to complete the calculation of the 4PN dynamics of arbitrary-mass-ratio binary systems of nonspinning compact objects [419], as well as calibrate one of the potentials entering the EOB Hamiltonian that controls the conservative part of the binary's orbital dynamics [420–422] (some of these applications are detailed in Chap. 4, Sec. 4.2.3).

For compact binary systems moving along eccentric orbits, a generalization of the redshift parameter has been introduced in the context of GSF theory [423], and then used to perform a comparison with the predictions from PN theory [424]. This generalized redshift  $\langle U \rangle$  appears naturally in the first law of mechanics for eccentric-orbit compact binaries [425, 426], and it has been used to calibrate the remaining



potentials that enter the conservative part of the EOB Hamiltonian [427, 428].

Given the large amount of work, reviewed above, that relies on the redshift parameter  $U$ , it is arguably important to give this physical quantity a simple, geometrical and coordinate-invariant meaning. To the best of our knowledge, this question has only been addressed in the context of the perturbative GSF framework, where the redshift parameter  $U$  has been shown to be gauge-invariant under gauge transformations generated by a helically symmetric gauge vector [399, 429, 430].

Among the main results established in this thesis is the fact that the existence of the (helical) Killing field enforces the particles's worldlines to be (helical) Killing trajectories. In other words, the four-velocity  $u^a$  of a particle in a helically isometric spacetime, satisfies

$$k^a|_\gamma = zu^a, \quad (3.14)$$

where  $z$  is a constant along  $\gamma$ . By using a spherical-type coordinate system  $(t, r, \theta, \phi)$  adapted to the helical isometry, such that  $k^a = (\partial_t)^a + \Omega(\partial_\phi)^a$  in a neighborhood of  $\gamma$ , the coordinate components of the 4-velocity  $u^a$  then simply read  $u^\alpha = z^{-1}(1, 0, 0, \Omega)$ . In particular,

$$z = \frac{d\tau}{dt} = \frac{1}{U}, \quad (3.15)$$

which shows that, while using adapted coordinates, Detweiler's redshift parameter is simply the inverse of the geometrically-defined constant that appears in the helical constraint (3.14). The formulas (3.14) and (3.15) have been written down in various papers, e.g. in [204, 414, 430–432], but have never been proven in the more general context considered here, namely without any restriction on the coordinate system, for an *arbitrary*-mass-ratio binary system of *spinning* compact bodies *with internal structure*.

### Lie-dragging constraints on the multipoles

To derive the central result (3.14) from the Lie-dragging of the SEM tensor, it is more convenient to use the unreduced form of a quadrupolar SEM tensor, in the sense of Tulczyjew's reduction process (described in Chap. 2, Sec. 2.2.2). Therefore, instead of the reduced and ready-to-apply form (2.58)-(2.59), our starting point is the multipolar SEM tensor of a binary system of quadrupolar particles in the form

$$T^{ab} = \sum_i \left\{ \int_{\gamma_i} \mathcal{T}_i^{ab} \delta_4^i d\tau_i + \nabla_c \int_{\gamma_i} \mathcal{T}_i^{abc} \delta_4^i d\tau_i + \nabla_{cd} \int_{\gamma_i} \mathcal{T}_i^{abcd} \delta_4^i d\tau_i \right\}, \quad (3.16)$$

where we used the shorthand  $\delta_4^i \equiv \delta_4(x, y_i)$  and the special equal sign with  $\Sigma_i$  atop it for clarity, denoting a sum over the particle on the right-hand side. More precisely, we shall use the *normal form* associated with Eq. (3.16), which is obtained by performing an orthogonal decomposition of the multipoles  $\mathcal{T}_i^{ab}$ ,  $\mathcal{T}_i^{abc}$  and  $\mathcal{T}_i^{abcd}$  with respect to the 4-velocity  $u_i^a$ . Using the formula (A.41), the SEM tensor (3.16) can be written in the alternative form

$$T^{ab} = \sum_i \left\{ \int_{\gamma_i} \mathcal{F}_i^{ab} \delta_4^i d\tau_i + \nabla_c \int_{\gamma_i} \mathcal{F}_i^{abc} \delta_4^i d\tau_i + \nabla_{cd} \int_{\gamma_i} \mathcal{F}_i^{abcd} \delta_4^i d\tau_i \right\}, \quad (3.17)$$

where the dipole and quadrupole moments now obey the constraints  $\mathcal{F}_i^{abc} u_c^i = 0$ ,  $\mathcal{F}_i^{ab[cd]} = 0$  and  $\mathcal{F}_i^{abcd} u_d^i = 0$ . The fact that such a normal form always exists and is unique is one of the two theorems of Tulczyjew, which are reviewed in App. A.3.1 and A.3.2. As shown in App. A.4, the multipole moments appearing in Eq. (3.17) are explicitly given by

$$\mathcal{F}_i^{ab} \equiv \mathcal{T}_i^{ab} - (\mathcal{T}_i^{abu} - (\mathcal{T}_i^{abuu})^\cdot + 2\mathcal{T}_i^{ab(cu)} \dot{u}_c^i)^\cdot + R_{cde}^{(a} \mathcal{U}_i^{b)edc}, \quad (3.18a)$$

$$\mathcal{F}_i^{abc} \equiv \mathcal{T}_i^{abc\hat{c}} - 2(\mathcal{T}_i^{ab(du)})^\cdot h_{i\hat{c}d}^c - \mathcal{T}_i^{abuu} \dot{u}_i^c, \quad (3.18b)$$

$$\mathcal{F}_i^{abcd} \equiv \mathcal{T}_i^{ab(\hat{c}\hat{d})}, \quad (3.18c)$$

where, for each particle, the upper index  $u$  denotes a contraction with  $u^a$ , for example  $\mathcal{T}_i^{abu} \equiv \mathcal{T}_i^{abc} u_c$ , and the hat above an index denotes a contraction with the orthogonal projector (2.62), e.g.  $\mathcal{T}_i^{ab\hat{c}} \equiv \mathcal{T}_i^{abd} h_{i\hat{c}d}^c$ . We also used  $\mathcal{U}_i^{bedc} \equiv 2\mathcal{T}_i^{beu\hat{d}} u_i^c - \mathcal{T}_i^{be\hat{c}\hat{d}}$ , to fit the first equation on a single line.

Heuristically, one expects that the Lie-dragging along  $k^a$  of  $T^{ab}$ , Eq. (3.13) above with  $\xi^a = k^a$ , implies some differential relationships obeyed by the multipoles  $\mathcal{F}_i^{ab}$ ,  $\mathcal{F}_i^{abc}$  and  $\mathcal{F}_i^{abcd}$  that appear in Eq. (3.17). However, these multipoles are merely defined along  $\gamma_i$ . To define them as tensor fields off these worldlines, we introduce some smooth extensions  $\tilde{\mathcal{F}}_i^{ab}$ ,  $\tilde{\mathcal{F}}_i^{abc}$  and  $\tilde{\mathcal{F}}_i^{abcd}$ . Such an extension can be chosen freely. Here, it is defined by parallel propagation along spacelike geodesics perpendicular to  $\gamma_i$ . Therefore, for each particle, in a normal neighborhood of a given point  $y \in \gamma$ , we define the extensions

$$\tilde{\mathcal{F}}_i^{ab}(x) \equiv g_{a'}^a(x, y) g_{b'}^b(x, y) \mathcal{F}_i^{a'b'}(y), \quad (3.19a)$$

$$\tilde{\mathcal{F}}_i^{abc}(x) \equiv g_{a'}^a(x, y) g_{b'}^b(x, y) g_{c'}^c(x, y) \mathcal{F}_i^{a'b'c'}(y), \quad (3.19b)$$

$$\tilde{\mathcal{F}}_i^{abcd}(x) \equiv g_{a'}^a(x, y) g_{b'}^b(x, y) g_{c'}^c(x, y) g_{d'}^d(x, y) \mathcal{F}_i^{a'b'c'd'}(y), \quad (3.19c)$$

where the bitensor  $g_{a'}^a(x, y)$  is the parallel propagator from  $y$  to  $x$  (see App. A.2.3). As shall be proven in the next Sec. 3.2.1, the final results will not depend upon this particular choice of extension. Owing to the presence of the invariant Dirac functional  $\delta_4(x, y_i)$  in each integral in Eq. (3.17), we may replace the multipoles by their smooth extensions (3.19) there. Taking the Lie derivative along  $k^a$  on both sides and using Eq. (3.13), as well as the property (3.12) and the commutation (3.10) of the Lie and covariant derivatives, we readily obtain

$$0 = \sum_i \left\{ \int_{\gamma_i} \mathcal{L}_i^{ab} \delta_4^i d\tau_i + \nabla_c \int_{\gamma_i} \mathcal{L}_i^{abc} \delta_4^i d\tau_i + \nabla_{cd} \int_{\gamma_i} \mathcal{L}_i^{abcd} \delta_4^i d\tau_i \right\}, \quad (3.20)$$

where we introduced the notation  $\mathcal{L}_i^{\dots} \equiv \mathcal{L}_k \tilde{\mathcal{F}}_i^{\dots}$  for the Lie derivatives of the smoothly extended multipoles. The multipolar sums in Eq. (3.20) are not in normal form: the multipoles  $\mathcal{L}_i^{abc}$  and  $\mathcal{L}_i^{abcd}$  have the right algebraic symmetries, but they need not be orthogonal to  $u_c^i$ . However, thanks to the Thm. 1 in App. A.3.1, this normal form exists and is unique, and as shown in App. A.4 it reads

$$0 = \sum_i \left\{ \int_{\gamma_i} \left( \mathcal{L}_i^{ab} - (\mathcal{L}_i^{abu} + \mathcal{L}_i^{abcu} \dot{u}_c^i - (\mathcal{L}_i^{abcu})^\cdot \dot{u}_c^i)^\cdot + 2R_{cde}^{(a} \mathcal{L}_i^{b)eu\hat{d}} u_i^c \right) \delta_4^i d\tau_i \right. \\ \left. + \nabla_c \int_{\gamma_i} \left( \mathcal{L}_i^{ab\hat{c}} - 2(\mathcal{L}_i^{abdu})^\cdot h_{i\hat{c}d}^c - \mathcal{L}_i^{abuu} \dot{u}_i^c \right) \delta_4^i d\tau_i + \nabla_{cd} \int_{\gamma_i} \mathcal{L}_i^{ab\hat{c}\hat{d}} \delta_4^i d\tau_i \right\}. \quad (3.21a)$$

Those multipolar sums are now in normal form, so that, according to Tulczyjew's second theorem (2 in appendix A.3.2), each integrand must be identically equal to zero along  $\gamma_i$ . This implies the following constraints, valid for any  $i \in \{1; 2\}$

$$\mathcal{L}_i^{ab} = (\mathcal{L}_i^{abu} + \mathcal{L}_i^{abcu} \dot{u}_c^i - (\mathcal{L}_i^{abcu}) \cdot u_c^i) \cdot - 2R_{cde}^{(a} \mathcal{L}_i^{b)eu\hat{d}} u_i^c, \quad (3.22a)$$

$$\mathcal{L}_i^{abc} = -\mathcal{L}_i^{abu} u_i^c + 2(\mathcal{L}_i^{abdu}) \cdot h_{i\hat{d}}^c + \mathcal{L}_i^{abuu} \dot{u}_i^c, \quad (3.22b)$$

$$\mathcal{L}_i^{abcd} = -\mathcal{L}_i^{abuu} u_i^c u_i^d + 2\mathcal{L}_i^{abu(\hat{d}} u_i^{c)}. \quad (3.22c)$$

These constraints will be central to prove, in the next subsection, that quadrupolar particles do follow helical Killing trajectories.

### Quadrupolar particles follow Killing trajectories

Let  $f_{ab}$  denote a tensor field with compact support  $\mathcal{V} \subset \mathcal{E}$  that is smooth on the interior  $\mathcal{V}^\circ$  of  $\mathcal{V}$ . The Lie dragging (3.13) of the distributional SEM tensor (3.17) implies that  $\int_{\mathcal{V}} f_{ab} \mathcal{L}_k T^{ab} dV = 0$ , where  $dV$  is the invariant 4-volume element. Therefore, by using the Leibniz rule on the Lie derivative, we readily obtain

$$\int_{\mathcal{V}} \mathcal{L}_k (T^{ab} f_{ab}) dV = \int_{\mathcal{V}} T^{ab} \mathcal{L}_k f_{ab} dV. \quad (3.23)$$

The integral appearing in the left-hand side of Eq. (3.23) is easily shown to vanish, as follows. By using the definition of the Lie derivative of a scalar field, together with  $\nabla_c k^c = 0$ , and applying Stokes' theorem together with  $f_{ab} = 0$  on the boundary  $\partial\mathcal{V}$ , we have

$$\int_{\mathcal{V}} \mathcal{L}_k (T^{ab} f_{ab}) dV = \int_{\mathcal{V}} \nabla_c (k^c T^{ab} f_{ab}) dV = \oint_{\partial\mathcal{V}} T^{ab} f_{ab} k^c d\Sigma_c = 0, \quad (3.24)$$

where  $d\Sigma_c$  is the surface element orthogonal to  $\partial\mathcal{V}$ . Next, we substitute the expression (3.17) of the binary's quadrupolar SEM tensor, in normal form, into the integral that appears in the right-hand side of Eq. (3.23). After commuting the integrals over  $\mathcal{V}$  and  $\gamma_i$ , integrating by parts, using Stokes' theorem and the compact-supported nature of the tensor  $f_{ab}$ , as well as the defining property (A.15) of the invariant Dirac distribution, we obtain

$$\int_{\mathcal{V}} T^{ab} \mathcal{L}_k f_{ab} dV = \sum_i \int_{\gamma_i} (\mathcal{T}_i^{ab} \mathcal{L}_k f_{ab} - \mathcal{T}_i^{abc} \nabla_c \mathcal{L}_k f_{ab} + \mathcal{T}_i^{abcd} \nabla_{cd} \mathcal{L}_k f_{ab}) d\tau_i. \quad (3.25)$$

On the one hand, from the result (3.10) we may commute the covariant and Lie derivatives in the second and third terms in the right-hand side of (3.25). On the other hand, we notice that  $\mathcal{T}_i^{ab} = \tilde{\mathcal{T}}_i^{ab}$  along  $\gamma_i$ , and similarly for  $\mathcal{T}_i^{abc}$  and  $\mathcal{T}_i^{abcd}$ , so that the multipoles can be replaced by their smooth extensions (3.19) off  $\gamma_i$ . Combined with Eqs. (3.23) and (3.24), the formula (3.25) then implies

$$\sum_i \int_{\gamma_i} (\tilde{\mathcal{T}}_i^{ab} \mathcal{L}_k f_{ab} - \tilde{\mathcal{T}}_i^{abc} \mathcal{L}_k \nabla_c f_{ab} + \tilde{\mathcal{T}}_i^{abcd} \mathcal{L}_k \nabla_{cd} f_{ab}) d\tau_i = 0. \quad (3.26)$$

Applying the Leibniz rule to the Lie derivatives in the integrand and recalling the notation  $\mathcal{L} \equiv \mathcal{L}_k \tilde{\mathcal{F}}$ , the formula (3.26) now implies

$$\begin{aligned} & \sum_i \int_{\gamma_i} \mathcal{L}_k (\tilde{\mathcal{F}}_i^{ab} f_{ab} - \tilde{\mathcal{F}}_i^{abc} \nabla_c f_{ab} + \tilde{\mathcal{F}}_i^{abcd} \nabla_{cd} f_{ab}) d\tau_i \\ &= \sum_i \int_{\gamma_i} (\mathcal{L}_i^{ab} f_{ab} - \mathcal{L}_i^{abc} \nabla_c f_{ab} + \mathcal{L}_i^{abcd} \nabla_{cd} f_{ab}) d\tau_i \\ &= \sum_i \int_{\gamma_i} (\mathcal{L}_i^{abu} f_{ab} - (\mathcal{L}_i^{abcd} f_{ab}) \cdot u_c^i u_d^i - 2\mathcal{L}_i^{abuc} \nabla_c f_{ab}) \cdot d\tau_i = 0, \end{aligned} \quad (3.27)$$

where we have used the constraints (3.22) in the second equality and the fact that  $f_{ab}$  has a compact support in the last equality. Equation (3.27) must hold for any  $f_{ab}$  with compact support  $\mathcal{V}$  and smooth on  $\mathcal{V}^\circ$ . In particular, it must hold for all tensor fields  $f_{ab}$  whose support excludes either  $\gamma_1$  or  $\gamma_2$ , such that both proper time integrals in (3.27) must identically vanish. Therefore, for all  $i \in \{1, 2\}$ , we have established that

$$\int_{\gamma_i} \mathcal{L}_k f_i d\tau_i = 0, \quad \text{where} \quad f_i \equiv \tilde{\mathcal{F}}_i^{ab} f_{ab} - \tilde{\mathcal{F}}_i^{abc} \nabla_c f_{ab} + \tilde{\mathcal{F}}_i^{abcd} \nabla_{cd} f_{ab}. \quad (3.28)$$

Clearly, having  $k^a \propto u_i^a$  along  $\gamma_i$  is a *sufficient* condition for Eq. (3.28) to hold for any  $f_{ab}$ . Indeed,  $k^a \propto u_i^a$  implies  $\mathcal{L}_k f_i = k^a \nabla_a f_i \propto \dot{f}_i$ , and the integral of  $\dot{f}_i(\tau_i)$  over  $\gamma_i$  vanishes because  $f_i$  has compact support. We now argue that  $k^a \propto u_i^a$  along  $\gamma_i$  is also a *necessary* condition for Eq. (3.28) to hold for all  $f_{ab}$ .

We summarize here the idea behind the proof and relegate the details to App. A.3.3. First, we perform an orthogonal decomposition of  $k^a$  with respect to the tangent 4-velocity  $u_i^a$  to  $\gamma_i$ , according to  $k^a|_{\gamma_i} = z_i u_i^a + w_i^a$ , where  $z_i \equiv -k^a u_a^i$  and  $w_i^a \equiv h_i^a{}_b k^b$ . With these notations, the integrand in Eq. (3.28) becomes  $\mathcal{L}_k f_i = z_i \dot{f}_i + w_i^a \nabla_a f_i$ . Second, we let  $\mathbb{F}$  denote the set of scalar fields  $f_i$  given by Eq. (3.28), with  $f_{ab}$  of compact support  $\mathcal{V}$  and smooth on  $\mathcal{V}^\circ$ . We now consider the following proposition:

$$\forall f_i \in \mathbb{F}, \quad \int_{\gamma_i} (z_i \dot{f}_i + w_i^a \nabla_a f_i) d\tau_i = 0 \quad \implies \quad \forall y \in \gamma_i, \quad \begin{cases} \dot{z}_i(y) = 0, \\ w_i^a(y) = 0. \end{cases} \quad (3.29)$$

Proposition (3.29) is most easily proved by contraposition. More precisely, one assumes that  $\dot{z}_i \neq 0$  or  $w_i^a \neq 0$  at some point along  $\gamma_i$  and shows that, consequently, there exists an  $f_i \in \mathbb{F}$  such that the integral on the left-hand side is nonzero; see App. A.3.3 for details. Since this result holds for any 4-volume  $\mathcal{V}$  chosen initially, we conclude that  $\dot{z}_i = 0$  and  $w_i^a = 0$  at any point along  $\gamma_i$ . Consequently, the expansion of  $k^a$  along  $\gamma_i$  simply reads  $k^a|_{\gamma_i} = z_i u_i^a$ , with  $z_i$  constant along  $\gamma_i$ .

### The ‘‘redshift’’ parameter

In the last paragraphs we have proven that if the SEM tensor  $T^{ab}$  describes a pair of quadrupolar particles moving along a circular orbit, then its Lie-dragging  $\mathcal{L}_k T^{ab} = 0$  along the helical Killing field  $k^a$  implies that for any particle  $i \in \{1, 2\}$  of the system, there exists a constant scalar field  $z_i$  defined on  $\gamma_i$  such that

$$\forall y \in \gamma_i, \quad k^a(y) = z_i u_i^a(y). \quad (3.30)$$

In other words,  $k^a$  is tangent to the worldlines of both particles, or equivalently  $\gamma_1$  and  $\gamma_2$  are integral curves of the helical Killing field  $k^a$ . Moreover, since  $u_i^a$  and  $k^a|_{\gamma_i}$  are both timelike and future-directed, the constant  $z_i$  is strictly positive along  $\gamma_i$ . That the helical Killing field (3.7) should be colinear to the particles' 4-velocities makes perfect physical sense, because the support of the helically symmetric SEM tensor (3.16) is restricted to the worldlines  $\gamma_1$  and  $\gamma_2$ .

Following Detweiler's seminal work [399], the scalar field  $z_i$  has been coined the "redshift" parameter/variable, e.g. in Refs. [205, 400, 408, 421, 432]. The reason for this title can be understood from the following thought experiment. Consider a binary system on a circular orbit. One of its components,  $\mathcal{B}$ , emits a photon of (emission) energy  $E_{\mathcal{B}}$ . This photon travels on a null geodesic, with a four-momentum  $p^a$  parallel to is received by an observer  $\mathcal{S}$  (named Steve), located far away from the binary, near its symmetry axis. On the one hand, the photon's energy as measured by Steve is  $E_{\mathcal{S}} = k^a p_a$ , since its four-velocity coincides with the HKV at its location. Indeed, far away from the binary, we can write  $k^a = (\partial_t)^a + \Omega(\partial_\phi)^a$  where  $t$  and  $\phi$  are part of the inertial spherical-type coordinate, and  $(\partial_\phi)^a = 0$  along the symmetry axis. On the other hand, the energy of the photon at emission is simply  $u^a p_a$ , since  $u^a$  is the object's four-velocity. Now, since the photon travels on a null geodesic, and  $k^a$  is a HKV, the quantity  $p^a k_a$  is conserved<sup>4</sup>. Consequently, it follows from Eq. (3.30) that the ratio of the observed and emitted energy is

$$\frac{E_{\mathcal{S}}}{E_{\mathcal{B}}} = \frac{k^a p_a}{u^a p_a} = \frac{k^a p_a}{z^{-1}(k^a p_a)} = z, \quad \text{whence} \quad z = \frac{\lambda_{\mathcal{B}}}{\lambda_{\mathcal{S}}}, \quad (3.31)$$

where  $\lambda = h/E$  is the photon's wavelength and  $h$  Planck's constant. In most cases, the emission energy of the photon as measured close to the binary is larger than that measured at infinity. In particular, we see that  $z$  is a (coordinate-independent) measure of the redshift of a photon, emitted from the particle, when the photon is observed on the symmetry axis at large distances.

Contracting (3.30) with  $u_a^i$  and taking the norm of (3.30) yields two simple expressions for the redshift:

$$z_i = -u_i^a k_a \quad \text{and} \quad z_i = |k|_i \equiv (-k^a k_a)^{1/2}|_{\gamma_i}. \quad (3.32)$$

In particular, the redshift coincides with the norm of  $k^a$  along  $\gamma_i$ . Since the norm of a Killing field is necessarily conserved along its integral curves, the redshift  $z_i$  must be conserved along  $\gamma_i$ . Indeed, the constraint (3.30) and Killing's equation (3.8) imply

$$z_i \dot{z}_i = -\frac{1}{2} u_i^a \nabla_a (k^b k_b) = -u_i^a k^b \nabla_a k_b = -z_i u_i^a u_i^b \nabla_{(a} k_{b)} = 0. \quad (3.33)$$

This is consistent with the result (3.29). The conserved redshift (3.32) is not to be confused with the Killing energy of the quadrupolar particle, which will be defined in Sec. 3.3.2 below.

We stress that (3.30) holds irrespective of a choice of SSC for the spins  $S_i^{ab}$  of the particles, and irrespective of a particular physical model for the quadrupoles  $J_i^{abcd}$ . Moreover, while we have established this result at the quadrupolar order, we expect it to hold at *any* order in the multipolar expansion (2.18). In particular, at the monopolar order it is a classical result that the solutions to the equations of motion (2.57a) for nonspinning

<sup>4</sup>Indeed, one has  $p^b \nabla_b (p^a k_a) = k_a p^b \nabla_b p^a + p^a p^b \nabla_b k_a$ . The first term vanishes thanks to the geodesic equation, and the second one because of the Killing equation.

massive particles are timelike geodesics. Equation (3.30) thus implies that the integral curves of the helical Killing vector along  $\gamma_i$  must be timelike geodesics in this case.

Finally, we note that the constraint (3.30) implies that for any scalar field  $f$  defined along  $\gamma_i$ , the Lie derivative along  $k^a$  simply reduces, up to a factor of the constant redshift (3.32), to the ordinary derivative with respect to proper time  $\tau_i$  along  $\gamma_i$ , namely

$$\mathcal{L}_k f|_{\gamma_i} = z_i \dot{f} = z_i \frac{df}{d\tau_i}. \quad (3.34)$$

Introducing a spherical-type coordinate system  $(t, r, \theta, \phi)$  adapted to the helical Killing symmetry, such that  $k^a = (\partial_t)^a + \Omega (\partial_\phi)^a$  holds everywhere (or at least in a neighborhood of  $\gamma_i$ ), the coordinate components of the 4-velocity  $u_i^a$  simply read  $u_i^\alpha = z_i^{-1}(1, 0, 0, \Omega)$ . In particular,  $z_i = d\tau_i/dt$  such that Eq. (3.34) reduces to

$$\mathcal{L}_k f|_{\gamma_i} = \frac{df}{dt}. \quad (3.35)$$

### 3.2.2 Lie dragging of the multipoles

In the last section, we showed that the existence of a Killing vector  $k^a$  in a spacetime containing multipolar particles implied that their worldline must be Killing trajectories, as crystallised in Eq. (3.30). In this section, we go further. In particular, we show that (1) the generic ( $\mathcal{T}$ ) and reduced ( $\mathcal{S}$ ) multipoles of the particle obey differential equations, and (2) that these relations imply the Lie-dragging of the the momentum, spin and quadrupole tensors ( $p^a, S^{ab}, J^{abcd}$ ). We work at quadrupolar order, but expect the results to hold at any multipolar order.

Thanks to the colinearity (3.30) of the helical Killing field (3.7) and the tangent 4-velocity to the worldline  $\gamma_i$ , the Lie derivative along  $k^a$  of any tensor field defined solely along  $\gamma_i$  is well defined. In particular,  $\mathcal{L}_k u_i^a$ ,  $\mathcal{L}_k p_i^a$ ,  $\mathcal{L}_k S_i^{ab}$  and  $\mathcal{L}_k J_i^{abcd}$  are well-defined tensor fields along  $\gamma_i$ . In this section, we shall omit the subscript  $i \in \{1, 2\}$  whenever an equation applies for both particles. We shall establish that the 4-velocity  $u^a$ , momentum  $p^a$ , spin  $S^{ab}$  and quadrupole  $J^{abcd}$  of each particle are Lie-dragged along the helical Killing field  $k^a$ , as expected given the Lie-dragging (3.13) of the SEM tensor of the binary system.

#### Lie-dragging of velocity and related identities

Taking the covariant derivative of Eq. (3.30) along  $\gamma$  readily gives  $\dot{k}^a = z\dot{u}^a$ , because the redshift  $z$  is constant. Using Eq. (3.30), this equation can be rewritten as  $u^b \nabla_b k^a = k^b \nabla_b u^a$ , which is equivalent to

$$\mathcal{L}_k u^a = 0. \quad (3.36)$$

Therefore, the 4-velocity  $u^a$  is Lie-dragged along  $k^a|_\gamma = zu^a$ . Together with the Lie-dragging  $\mathcal{L}_k g_{ab} = 0$  of the metric, the formula (3.36) implies that the projector  $h_{ab} = g_{ab} + u_a u_b$  is also Lie-dragged along  $k^a$ , namely

$$\mathcal{L}_k h_{ab} = 0. \quad (3.37)$$

Moreover, for any tensor field  $\mathbf{X}$  we may combine Eq. (3.36) with the commutation (3.10) of the Lie and covariant derivatives, together with the Leibniz rule, to establish that

$$\mathcal{L}_k(\dot{\mathbf{X}}) = (\mathcal{L}_k \mathbf{X})^\cdot, \quad (3.38)$$

i.e., the Lie derivative along  $k^a$  commutes with the covariant derivative along  $\gamma$ . This general result will prove useful in Sec. 3.3.2 below.

### Lie-dragging of momentum, spin and quadrupole

The next goal is to establish that, for each particle, the momentum  $p^a$ , spin  $S^{ab}$  and quadrupole  $J^{abcd}$  are Lie-dragged as well. The idea is to start with the general expression of the quadrupolar SEM tensor for a binary of particles, in the form  $T^{ab} = \sum_i T_i^{ab}$ , where (recall Chap. 2, Eqs. (2.58)-(2.59))

$$T^{ab} = \sum_i \left\{ \int_{\gamma_i} u_i^{(a} p_i^{b)} \delta_4^i d\tau_i + \nabla_c \int_{\gamma_i} u_i^{(a} S_i^{b)c} \delta_4^i d\tau_i \right. \quad (3.39a)$$

$$\left. + \frac{1}{3} \int_{\gamma_i} R_{cde}^i ({}^a J_i^{b)cde} \delta_4^i d\tau_i - \frac{2}{3} \nabla_{cd} \int_{\gamma_i} J_i^{c(ab)d} \delta_4^i d\tau_i \right\}, \quad (3.39b)$$

and then take the Lie-derivative along  $k^a$  of it. When we do so, the left-hand side vanishes because  $\mathcal{L}_k T^{ab} = 0$ , by assumption (3.13). On the right-hand side,  $\mathcal{L}_k$  only hits  $(p^a, S^{ab}, J^{abcd})$  in the integrals because  $\nabla$  and  $\mathcal{L}_k$  commute (3.10) and  $u^a, \delta_4$  and  $R_{abcd}$  are all Lie-dragged along  $k^a$ , as established in Eqs. (3.36), (3.12) and (3.11b), respectively. Consequently, the Lie-dragging of (3.39) directly reads

$$0 = \sum_i \left\{ \int_{\gamma_i} u_i^{(a} \mathcal{P}_i^{b)} \delta_4^i d\tau_i + \nabla_c \int_{\gamma_i} u_i^{(a} \mathcal{S}_i^{b)c} \delta_4^i d\tau_i \right. \quad (3.40a)$$

$$\left. + \frac{1}{3} \int_{\gamma_i} R_{cde}^i ({}^a \mathcal{J}_i^{b)cde} \delta_4^i d\tau_i - \frac{2}{3} \nabla_{cd} \int_{\gamma_i} \mathcal{J}_i^{c(ab)d} \delta_4^i d\tau_i \right\}, \quad (3.40b)$$

where we introduced the following notations for the Lie derivatives of the multipoles:

$$\mathcal{P}^a \equiv \mathcal{L}_k p^a, \quad \mathcal{S}^{ab} \equiv \mathcal{L}_k S^{ab} \quad \text{and} \quad \mathcal{J}^{abcd} \equiv \mathcal{L}_k J^{abcd}. \quad (3.41)$$

Equation (3.40) does look like a normal form in the sense of Tulczyjew, but is not so in general. Indeed, although the integrands have the right symmetries required for the normal form (which boils down to  $\mathcal{J}^{c(ab)d} = \mathcal{J}^{d(ab)c}$  here), they need not be orthogonal to the four-velocity. Consequently, we first need to bring Eq. (3.40) into its normal form, just like the SEM tensor (3.16) was brought into its normal form (3.17)–(3.18). Again, this is done by (1) expanding each integrand with respect to  $u^a$  and (2) using extensively the “magic” formula (A.41). Once this is done, we apply Tulczyjew’s second theorem (see App. A.3.2), and obtain the following constraints on the Lie-dragged multipoles  $\mathcal{P}^a$ ,  $\mathcal{S}^{ab}$  and  $\mathcal{J}^{abcd}$ ,

$$u^{(a} \mathcal{P}^{b)} = (u^{(a} \mathcal{S}^{b)u}) \cdot - \frac{1}{3} R_{cde} ({}^a \mathcal{J}^{b)cde} + \frac{2}{3} (\mathcal{J}^{u(ab)u}) \cdot + \frac{4}{3} R_{cde} ({}^a \mathcal{J}^{b)(\hat{d}u)e} u^c, \quad (3.42a)$$

$$u^{(a} \mathcal{S}^{b)\hat{c}} = -\frac{4}{3} (\mathcal{J}^{d(ab)u}) \cdot h^c_d - \frac{2}{3} \mathcal{J}^{u(ab)u} \dot{u}^c, \quad (3.42b)$$

$$\mathcal{J}^{\hat{c}(ab)\hat{d}} = 0. \quad (3.42c)$$

We dropped the  $i$  index since these equations hold for each particle individually, owing to our extension of Tulczyjew’s second theorem. They are the consequences of the condition  $\mathcal{L}_k T^{ab} = 0$  on  $(p^a, S^{ab}, J^{abcd})$  when  $T^{ab}$  describes a quadrupolar particle, and are but ordinary differential equations for  $(\mathcal{P}^a, \mathcal{S}^{ab}, \mathcal{J}^{abcd})$ . Let us now establish that the only solution to these equation is the one where  $\mathcal{J}^{abcd}$ ,  $\mathcal{S}^{ab}$  and  $\mathcal{P}^a$  vanish identically, in that

precise order.

We start by showing that (3.42c) implies  $\mathcal{F}^{abcd} = 0$ . To this end, we perform an orthogonal decomposition of  $\mathcal{F}^{abcd}$  with respect to  $u^a$ , with help of the orthogonal projector  $h_{ab}$ . Thanks to the algebraic symmetries of  $\mathcal{F}^{abcd}$  (namely those of  $R_{abcd}$ ), this decomposition simply reads (details about this decomposition are given in Chap. 6, Sec. 6.1)

$$\mathcal{F}^{abcd} = \hat{\mathcal{F}}^{abcd} + 2u^{[a}\mathcal{F}^{b]cd} + 2u^{[d}\mathcal{F}^{c]ba} - 4u^{[a}\mathcal{F}^{b][c}u^{d]}, \quad (3.43)$$

where the tensors  $\hat{\mathcal{F}}^{abcd} \equiv \mathcal{F}^{\hat{a}\hat{b}\hat{c}\hat{d}}$ ,  $\mathcal{F}^{abc} \equiv \mathcal{F}^{\hat{a}u\hat{b}\hat{c}}$  and  $\mathcal{F}^{ab} \equiv \mathcal{F}^{\hat{a}u\hat{b}u}$  are all orthogonal to  $u^a$ , by definition. We then symmetrize (3.43) with respect to the indices  $b$  and  $c$ , and contract with the projector  $h^e{}_a h^f{}_d$ , so that Eq. (3.42c) implies

$$\hat{\mathcal{F}}^{c(ab)d} + 2\mathcal{F}^{(cd)(a}u^b) - u^a u^b \mathcal{F}^{cd} = 0. \quad (3.44)$$

Contracting (3.44) with  $u_a u_b$  and  $u_a h^e{}_b$  gives  $\mathcal{F}^{ab} = 0$  and  $\mathcal{F}^{abc} = 0$ , respectively. Substituting these equations back into (3.44) yields the third constraint  $\hat{\mathcal{F}}^{a(bc)d} = 0$ . Finally, substituting these three constraints into the decomposition (3.43) gives

$$\mathcal{F}^{abcd} = \hat{\mathcal{F}}^{a[bc]d}, \quad (3.45)$$

which tautologically means that  $\mathcal{F}^{a(bc)d} = 0$ . Combined with the other algebraic symmetries of  $\mathcal{F}^{abcd}$  this readily implies that  $\mathcal{F}^{abcd}$  vanishes identically<sup>5</sup>. We have thus proven that the quadrupole of each particle is Lie-dragged along its worldline, i.e.,

$$\mathcal{F}^{abcd} \equiv \mathcal{L}_k J^{abcd} = 0. \quad (3.46)$$

Given Eq. (3.46), the system (3.42) simplifies drastically, as it reduces to that for a dipolar particle, namely

$$u^{(a}\mathcal{P}^{b)} = (u^{(a}\mathcal{S}^{b)u}) \cdot, \quad (3.47a)$$

$$u^{(a}\mathcal{S}^{b)\hat{c}} = 0. \quad (3.47b)$$

Contracting Eq. (3.47b) with  $h^d{}_a u_b$  and  $u_a u_b$  implies  $\mathcal{S}^{ab} h^c{}_a h^d{}_b = 0$  and  $\mathcal{S}^{ab} h^c{}_a u_b = 0$ , respectively. Since  $\mathcal{S}^{ab} u_a u_b = 0$  by the antisymmetry of  $\mathcal{S}^{ab}$ , we conclude that all the contributions to the orthogonal decomposition of  $\mathcal{S}^{ab}$  with respect to  $u^a$  vanish. Consequently, we have shown that the spin tensor of each particle is Lie-dragged along its worldline, i.e.,

$$\mathcal{S}^{ab} \equiv \mathcal{L}_k S^{ab} = 0. \quad (3.48)$$

Finally, we may substitute Eq. (3.48) into (3.47a) and contract with  $h^c{}_a u_b$  and  $u_a u_b$  to obtain  $\mathcal{P}^a h^b{}_a = 0$  and  $\mathcal{P}^a u_a = 0$ . We thus conclude that the 4-momentum of each particle is Lie-dragged along its worldline, i.e.,

$$\mathcal{P}^a \equiv \mathcal{L}_k p^a = 0. \quad (3.49)$$

The physical models for a spin-induced or tidally-induced quadrupole that will be used in Chap. 6 are consistent with the Lie-dragging of  $u^a$ ,  $p^a$ ,  $S^{ab}$  and  $J^{abcd}$ . We naturally expect that the results (3.46), (3.48) and (3.49) extend to an arbitrary multipolar order

<sup>5</sup>This can be shown by applying alternatively the antisymmetry in the middle two indices and the one of the last two indices. After five steps, the end result is  $\mathcal{F}^{abcd} = -\mathcal{F}^{abcd}$ .



in the gravitational skeleton formalism.

To end this section, we mention that the spin vector  $S^a$  and the mass dipole  $D^a$  of the particles, defined in Eqs. (2.63), are Lie-dragged too

$$\mathcal{L}_k S^a = 0 \quad \text{and} \quad \mathcal{L}_k D^a = 0, \quad (3.50)$$

since they are defined from  $S^{ab}$ ,  $u^a$  and the canonical volume form  $\varepsilon_{abcd}$ , which are Lie-dragged. Interestingly, the formula (3.30) and some of its consequences—namely the Lie dragging (3.48) and (3.49) of the 4-momentum and spin tensor—were previously established in [433], in a mathematical physics journal. Their derivation is done at dipolar order and is based on Dixon’s integral definition of the momenta [348]. Consequently, it is unclear how their result extends to black holes, as pointed out in Chap. 2, Sec. 2.2.5. In the context of the first law of mechanics, which is our main goal here, it is important that we remain self-consistent throughout the calculations and that we control the definition of the multipoles used in the final form of the first law. Consequently, it is more practical to use Tuclzyjew’s route for our purpose. What’s more, despite these slight differences, the consistency of our results with those of [433] (in the regions where our applications range overlap) illustrates once more that the two formalisms are complementary and consistent with each other.

### Algebraic constraints on the multipoles

Finally, we discuss an interesting consequence of the Lie-dragging (3.49) and (3.48) of the momentum  $p^a$  and spin  $S^{ab}$ , in light of the helical constraint (3.30). Combining Eqs. (3.30) and (3.8), the formulas (3.49) and (3.48) can be rewritten as

$$z\dot{p}_a = p^c \nabla_c k_a = -p^c \nabla_a k_c, \quad (3.51a)$$

$$z\dot{S}_{ab} = 2S^c{}_{[a} \nabla_{b]} k_c = 2\nabla_c k_{[a} S^c{}_{b]}. \quad (3.51b)$$

By combining those Lie-dragging equations with the equations of evolution (2.57), while using the helical constraint (3.30), we obtain the following relations that must be satisfied by the momentum, spin and quadrupole of each particle:

$$p^c \nabla_c k_a = \frac{1}{2} R_{bcda} S^{bc} k^d - \frac{1}{6} z J^{bcde} \nabla_a R_{bcde}, \quad (3.52a)$$

$$S^c{}_{[a} \nabla_{b]} k_c = p_{[a} k_{b]} + \frac{2}{3} z R_{edc[a} J_{b]}{}^{cde}. \quad (3.52b)$$

Assuming that the spacetime geometry is known, so that  $(k^a, \nabla_a k_b, R_{abcd}, \nabla_a R_{bcde})$  are known, and given a physical model for the quadrupole  $J^{abcd}$ , the relations (3.52) are a set of ten *algebraic* equations for the ten unknowns  $p^\alpha$  and  $S^{\alpha\beta}$ . Interestingly, by recalling the Kostant formula (3.9) and the expression (3.32) for the redshift  $z$ , the formula (3.52b) appears schematically (getting rid of all tensorial indices and numerical prefactors) as a multipolar identity of the form

$$p k + S \nabla k + J \nabla \nabla k = 0, \quad (3.53)$$

while (3.52a) has a similar multipolar structure, with an additional overall covariant derivative. It would be interesting to see if this pattern extends at higher multipolar orders, and to assess whether it carries or not any deeper meaning. Naturally, these equations are closely related to similar formulas established in the context of Dixon’s and Harte’s formalisms for extended fluid bodies, in presence of an isometry [348, 434].

### 3.3 Properties of dipolar particles

Along with the identities presented in Sec. 3.1.2, other results that are specific to an HKV in the context of multipolar particles will be of importance for the derivation of the first law later on. In this subsection we consider a binary system of *dipolar* particles moving along a circular orbit, and explore some of the consequences of the Lie-dragging along the helical Killing vector (3.7) of the 4-velocity  $u^a$ , the 4-acceleration  $\dot{u}^a$  and the spin vector  $S^a$ , as was established in the previous section. We first introduce the notion of twist and vorticity and show that it is aligned with the spin vector, and the discuss some conserved quantities.

#### 3.3.1 Twist, vorticity and spin vector

An important notion associated with the helical Killing vector field (3.7) is the *twist*

$$\varpi^a \equiv -\frac{1}{2}\varepsilon^{abcd}k_b\nabla_c k_d. \quad (3.54)$$

The twist (3.54) is orthogonal to  $k^a$  and Lie-dragged along  $k^a$ , as a direct consequence of the Lie-dragging of  $\varepsilon^{abcd}$ ,  $k_b$  and  $\nabla_c k_d$  (cf. Chap. 3). It will be shown that the twist (3.54) does not vanish everywhere. As a consequence of the Frobenius theorem,  $k^a$  cannot be hypersurface-orthogonal [354]. Moreover, it can be shown that the twist (3.54) obeys the identity [5]

$$\nabla_{[a}\varpi_{b]} = \frac{1}{2}\varepsilon_{abcd}k^c R^{de}k_e. \quad (3.55)$$

For a Ricci-flat, helically symmetric spacetime we thus have  $\nabla_{[a}\varpi_{b]} = 0$ , so that, locally, the 1-form  $\varpi_a$  is exact, i.e. there exists a scalar field  $\varpi$  such that

$$\varpi_a = \nabla_a \varpi. \quad (3.56)$$

The scalar twist  $\varpi$  is then Lie-dragged along the helical Killing field  $k^a$ , as  $\mathcal{L}_k \varpi = k^a \varpi_a = 0$ .

From the twist, we can now endow each particle with a *vorticity*  $V^a$ , namely the restriction to the worldline  $\gamma$  of the twist (3.54) associated with the helical Killing field (3.7), defined as

$$V^a \equiv -\frac{1}{2}\varepsilon^{abcd}u_b\nabla_c k_d. \quad (3.57)$$

Indeed, the helical constraint (3.30) implies  $\varpi^a|_\gamma = zV^a$ . The vorticity  $V^a$  is orthogonal to  $u^a$  and is Lie-dragged along  $k^a|_\gamma \propto u^a$ . The definition (3.57) of the vorticity, which involves the Noether 2-form  $\nabla_a k_b$ , should be compared to the definition (2.69) of the spin vector, which involves the antisymmetric spin tensor  $S_{ab}$ . The duality between  $(V^a, \nabla_a k_b)$  and  $(S^a, S_{ab})$  is made even clearer when expressing  $\nabla_a k_b$  in terms of  $V^a$ . Indeed, contracting Eq. (3.57) with  $\varepsilon_{abcd}u^b$ , using Eq. (3.30) and re-arranging the result readily gives

$$\nabla_a k_b|_\gamma = \varepsilon_{abcd}u^c V^d + 2k_{[a}\dot{u}_{b]}, \quad (3.58)$$

which is to be compared to Eq. (2.63). We will use this formula in Sec. 5.3 below to simplify the first law of compact binary mechanics.

We now consider the rate of change of the vorticity (3.57) along  $\gamma$ . Using the condition of metric compatibility, which implies  $\dot{\varepsilon}^{abcd} = 0$ , together with the conservation of  $\nabla_c k_d$

along  $\gamma$  (shown below in Eq. (3.78)), we simply have  $2\dot{V}^a = -\varepsilon^{abcd}\dot{u}_b\nabla_c k_d$ . Substituting the decomposition (3.58) into this formula while using  $\dot{u}^a u_a = 0$  then yields

$$\dot{V}^a = u^a \dot{u}^b V_b, \quad (3.59)$$

showing that  $V^a$  obeys the Fermi-Walker transport law, like the spin vector  $S^a$ . Contracting (3.59) with  $V_a$  then implies  $\dot{V}^a V_a = 0$ , so that the norm of the vorticity is conserved along  $\gamma$ .

The vorticity and the spin vector share one more property: provided that the SSC (2.64) is satisfied, they have the same spacelike direction. In order to establish this property, consider on the one hand the spacelike vector

$$W^a \equiv \varepsilon^a{}_{bcd} u^b S^c V^d, \quad (3.60)$$

and on the other hand the Lie-dragging of the spin vector  $S^a$  (cf. Eq. (3.50)). The latter implies  $z\dot{S}^a = S_b \nabla^b k^a$ , an equation which can be simplified with the help of Eq. (3.58), to find an alternative expression for  $W^a$  as

$$W^a = z(\dot{S}^a - u^a \dot{u}^b S_b), \quad (3.61)$$

which vanishes as a consequence of the equation of spin precession (2.72).<sup>6</sup> Since  $S^a$  and  $V^a$  are both orthogonal to  $u^a$ , the equation  $W^a = 0$  holds if, and only if,  $S^a$  and  $V^a$  are aligned. Let  $s^a$  denote their common unit spacelike direction, such that  $s^a s_a = 1$ . Then we obtained the important result

$$V^a = V s^a, \quad (3.62a)$$

$$S^a = S s^a, \quad (3.62b)$$

where  $V \equiv (V^a V_a)^{1/2}$  is the norm of the vorticity and  $S$  that of the spin vector, as defined in Eq. (2.70b). The norms  $V$  and  $S$  are both constant along  $\gamma$ , while  $s^a$  is Lie-dragged along  $\gamma$ . The colinearity (3.62) will prove useful in Sec. 5.1 to write the first law of binary mechanics in its simplest form, in terms of scalar quantities.

Around Eq. (3.56), we established that for our class of Ricci-flat spacetimes, the twist (3.54) associated with the helical Killing field (3.7) must derive from a scalar potential  $\varpi$ . Therefore, the vorticity (3.57) is necessarily proportional to the gradient of the scalar twist  $\varpi$ , evaluated along  $\gamma$ . Combining Eq. (3.56) with the orthogonality  $V^a u_a = 0$  implies the conservation of the scalar twist  $\varpi$  along  $\gamma$ , namely

$$\dot{\varpi} = u^a \varpi_a = z u^a V_a = 0. \quad (3.63)$$

For a spinning particle in a binary system on a circular orbit, we may use the Lie-dragging of the 4-acceleration  $\dot{u}^a$  along  $k^a$ , namely  $z\ddot{u}_b = \dot{u}^c \nabla_c k_b$  (see Paper I), to express Eq. (2.77) in the implicit form

$$m\dot{u}^a = (P^{-1})^a{}_b B^{bc} S_c, \quad \text{where} \quad P^a{}_b = \delta^a{}_b + \frac{1}{zm} S^{ac} \nabla_b k_c. \quad (3.64)$$

The term linear in the spin tensor in the operator  $P^a{}_b$  can be rewritten in terms of the spin vector  $S^a$  and the vorticity  $V^a$  by substituting the expressions (2.69) and (3.58) for

<sup>6</sup>If the SSC (2.64) is not imposed, then the relationship  $S^{[a} V^{b]} = 0$  can be generalized to  $S^{[a} V^{b]} = z D^{[a} \dot{u}^{b]}$ , as can easily be shown by generalizing the equation of spin precession (2.72) to a nonzero mass dipole  $D^a$ .

$S^{ab}$  and  $\nabla_a k_b$ . Using the colinearity (3.62) and introducing the projector  $h^a_b \equiv \delta^a_b + u^a u_b$  orthogonal to the 4-velocity, we readily find

$$S^{ac} \nabla_b k_c = p_{\text{hid}}^a k_b + VS (h^a_b - s^a s_b), \quad (3.65)$$

where we recall that  $p_{\text{hid}}^a = -\varepsilon^a_{bcd} u^b \dot{u}^c S^d$  is the spacelike ‘‘hidden momentum’’ appearing in the momentum-velocity relationship (2.73), and  $h^a_b - s^a s_b$  is the projector in the space-like plane orthogonal to the common axial direction  $s^a$  of  $S^a$  and  $V^a$ . If  $e_1^a$  and  $e_2^a$  denote two spacelike unit vectors spanning that plane, such that  $(u^a, e_1^a, e_2^a, s^a)$  is an orthonormal tetrad, then the operator  $P^a_b$  in Eq. (3.64) reads

$$P^a_b = \delta^a_b + \frac{1}{m} p_{\text{hid}}^a u_b + \frac{VS}{zm} (e_1^a e_{1b} + e_2^a e_{2b}) \quad (3.66)$$

Remarkably, the inverse  $(P^{-1})^a_b$  of the operator (3.66) can be written in closed form by assuming an Ansatz of the form  $(P^{-1})^a_b = \delta^a_b + \alpha p_{\text{hid}}^a u_b + \beta (e_1^a e_{1b} + e_2^a e_{2b})$ , with  $\alpha, \beta$  two constants to be solved for. Thanks to the defining identity  $(P^{-1})^a_b P^b_c = \delta^a_c$ , the orthonormality of the basis  $(e_1^a, e_2^a)$  and of  $p_{\text{hid}}^a u_a = 0 = p_{\text{hid}}^a s_a$ , one obtains

$$(P^{-1})^a_b = \delta^a_b - \frac{1}{1+a\omega} \frac{1}{m} p_{\text{hid}}^a u_b - \frac{a\omega}{1+a\omega} (e_1^a e_{1b} + e_2^a e_{2b}). \quad (3.67)$$

Here, we introduced the Kerr parameter  $a \equiv S/m$  of the spinning particle and we anticipated on the formula  $V = z\omega$ , with  $\omega$  the invariant spin precession frequency to be defined in Sec. 5.2 below; see e.g. Eqs. (5.33) and (5.43). Substituting Eq. (3.67) back into the formula (3.64) for the 4-acceleration while using  $u_b B^{bc} = 0$  then gives

$$\dot{u}^a = \frac{a}{1+a\omega} (B^{ab} s_b + a\omega s^a B^{bc} s_b s_c). \quad (3.68)$$

This simple formula shows that the 4-acceleration is entirely sourced by the coupling of the magnetic-type tidal field with the spin vector, just like the rate of change  $\dot{p}^a = B^{ab} S_b$  of the 4-momentum. Equations (2.70a) and (3.68) yield  $\dot{S}^a u_a = -\dot{u}^a S_a = -\frac{1}{m} B^{ab} S_a S_b$ , in agreement with the spin precession equation (2.79).

### 3.3.2 Conserved quantities

In this final section, we explore the various conserved quantities associated with the isometry generated by the helical Killing field (3.7). In particular, given the Lie-dragging along  $k^a$  of the 4-velocity, 4-momentum, spin and quadrupole tensor of each particle established in Sec. 3.2.2, the result (3.34) implies that any scalar field that is constructed out of the particle’s variables  $(u^a, p^a, S^{ab}, J^{abcd})$  and the spacetime geometry  $(g_{ab}, k^a, R_{abcd}, \dots)$  will be conserved along  $\gamma$ .

#### Killing energy

For a *generic* Killing vector field  $\xi^a$ , i.e., for a Killing vector field that does not necessarily satisfy the helical constraint (3.30), the Killing energy of a particle with momentum  $p^a$  and spin  $S^{ab}$  is defined as<sup>7</sup>

$$E_\xi \equiv p^a \xi_a + \frac{1}{2} S^{ab} \nabla_a \xi_b. \quad (3.69)$$

<sup>7</sup>This constant of motion was recently used in [364] to compute a GW flux balance law in an EMRI with a spinning secondary.

At the dipolar order, this linear combination of  $p^a$  and  $S^{ab}$  is easily seen to be conserved by substituting the equations of evolution (2.57) with  $J^{abcd} = 0$  into the expression for  $\dot{E}_\xi$  and by using Killing's equation (3.8) and the Kostant formula (3.9). Remarkably, the conservation of the Killing energy (3.69) holds beyond the dipolar order. Indeed, it can be shown that the scalar (3.69) is a constant of motion for an *arbitrary* extended body endowed with an infinite set of multipole moments<sup>8</sup> [309, 326, 346, 370].

In general, however, neither the monopolar contribution, nor the dipolar contribution to the Killing energy (3.69), say

$$E_\xi^{(p)} \equiv p^a \xi_a \quad \text{and} \quad E_\xi^{(S)} \equiv \frac{1}{2} S^{ab} \nabla_a \xi_b, \quad (3.70)$$

will be separately conserved. For example, if  $t^a$  and  $\phi^a$  denote the usual Killing vector fields associated with the stationary and axisymmetry of the Kerr geometry, then a test spinning particle orbiting a spinning black hole has a conserved energy  $-E_t$  and a conserved angular momentum  $E_\phi$ , but the monopolar and dipolar contributions  $\{E_t^{(p)}, E_t^{(S)}\}$  and  $\{E_\phi^{(p)}, E_\phi^{(S)}\}$  to  $E_t$  and  $E_\phi$  are not separately conserved.

However, in our case the helical nature of the Killing field  $k^a$  implies the constraint (3.30), from which we readily derive the exact conservation laws

$$z \dot{E}_k^{(p)} = \mathcal{L}_k(p^a k_a) = (\mathcal{L}_k p^a) k_a + p^a \mathcal{L}_k k_a = 0, \quad (3.71a)$$

$$2z \dot{E}_k^{(S)} = \mathcal{L}_k(S^{ab} \nabla_a k_b) = (\mathcal{L}_k S^{ab}) \nabla_a k_b + S^{ab} \mathcal{L}_k \nabla_a k_b = 0, \quad (3.71b)$$

where we used Eqs. (3.48)–(3.49) and the identity  $\mathcal{L}_k \nabla_a k_b = \nabla_a \mathcal{L}_k k_b = 0$  (see App. A.2). So, in our physical setup, the monopolar and dipolar contributions to the Killing energy  $E_k$  are *separately* conserved, irrespective of a particular choice of SSC. In particular, by combining Eq. (3.30) with the definition (2.60) of the particle's rest mass, the monopolar contribution to the Killing energy is easily seen to coincide with the redshifted rest mass:

$$E_k^{(p)} = p^a k_a = -mz. \quad (3.72)$$

This expression is indeed consistent with the conservation (3.33) and (3.73) of  $z$  and  $m$ . The separate conservation of  $E_k^{(p)}$  and  $E_k^{(S)}$  is a consequence of the constraint (3.30) on the helical Killing field, which must be satisfied here because both particles act as a source of spacetime curvature, contrary to the case of a spinning test particle in the Kerr black hole geometry, for which there exists no relationship (for a generic orbit) between the velocity  $u^a$  of the test particle and the Killing fields  $t^a|_\gamma$  and  $\phi^a|_\gamma$  along the particle's worldline  $\gamma$ .

### Other geometrically conserved quantities

Equations (3.36), (3.48) and (3.49) readily imply the Lie-dragging along  $k^a$  of the scalar norms (2.60). Combined with the identity (3.34) we conclude that the rest mass  $m = -p^a u_a$ , the dynamical mass  $\mu^2 = -p^a p_a$  and the spin amplitude  $S^2 = \frac{1}{2} S^{ab} S_{ab}$  are all conserved along  $\gamma$ , irrespective of a choice of SSC, i.e.

$$\dot{m} = 0, \quad \dot{\mu} = 0 \quad \text{and} \quad \dot{S} = 0. \quad (3.73)$$

Moreover, as shown below Eq. (3.8), Killing's equation implies the identity  $k^c \nabla_c k_a = -\frac{1}{2} \nabla_a (k^c k_c)$ . When evaluated along  $\gamma$ , this yields  $z^2 \dot{u}_a = \frac{1}{2} \nabla_a |k|^2|_\gamma = z \nabla_a |k|$ , where we

<sup>8</sup>To make contact with the GFK formalism touched upon in Chap. 2, Sec. 2.2.3, the energy  $E_\xi$  is precisely the numerical value of the generalized four-momentum  $\mathcal{P}_\xi$  with the true Killing vector field  $\xi^a$ , and not a mere generalized one, cf. Sec. 3.5 in [346].

used Eqs. (3.30)–(3.33), and the fact that  $k^a$  is necessarily timelike in a neighborhood of  $\gamma$ . The 4-acceleration can thus be expressed in terms of the gradient of the norm of the helical Killing field as

$$\dot{u}_a = \nabla_a \ln |k|. \quad (3.74)$$

Contracting with  $u^a$  we find that  $|k|_\gamma = z$  is conserved along  $\gamma$ , as established earlier. Interestingly, for a monopolar particle, the geodesic equation  $\dot{u}_a = 0$  and (3.74) imply  $\nabla_a \ln |k| = 0$ , so that  $|k|$  is conserved not only along  $\gamma$ , but also along the spacelike directions orthogonal to  $\gamma$ .

Moreover, by applying the general result (3.38) to the particular case of the 4-velocity  $u^a$  of a given particle, while making use of the Lie-dragging (3.36) of  $u^a$ , we readily obtain the Lie-dragging along  $k^a$  of the 4-acceleration:

$$\mathcal{L}_k \dot{u}^a = 0. \quad (3.75)$$

More precisely, the general result (3.38) should be applied to an extension  $\tilde{u}^a$  of  $u^a$  in a neighborhood of  $\gamma$ , as in (3.19). This result can alternatively be derived by taking the Lie derivative along  $k^a$  of the expression (3.74) of the 4-acceleration, as  $\mathcal{L}_k \nabla_a \ln |k| = \nabla_a \mathcal{L}_k \ln |k| = 0$ . The formula (3.75) is equivalent to

$$z \ddot{u}_a = \dot{u}^c \nabla_c k_a, \quad (3.76)$$

which contracted with the 4-acceleration implies  $\dot{u}^a \ddot{u}_a = 0$ , thanks to Killing's equation (3.8). Thus, the norm of the acceleration is conserved, in addition to that of the velocity. Moreover, contracting (3.76) with  $u^a$  and using Killing's equation along with the helical constraint (3.30) with  $z$  constant implies  $u^a \ddot{u}_a = -\dot{u}^c \dot{u}_c$ , so that

$$\dot{u}^a \dot{u}_a = -\ddot{u}^a u_a = \text{const}. \quad (3.77)$$

The same argument holds for the rates of change of any Lie-dragged quantity. In particular,  $\dot{p}^a \dot{p}_a$ ,  $\dot{S}^a \dot{S}_a$ ,  $\dot{D}^a \dot{D}_a$ ,  $\dot{S}^{ab} \dot{S}_{ab}$  and  $\dot{J}^{abcd} \dot{J}_{abcd}$  are all constant along  $\gamma$ .

Finally, using the Kostant formula (3.9) together with the constraint (3.30), we can easily show that  $\nabla_a k_b$  is conserved along  $\gamma$ , according to

$$(\nabla_a k_b)^\cdot \equiv u^c \nabla_c \nabla_a k_b = -u^c R_{abcd} k^d = -z R_{abcd} u^c u^d = 0, \quad (3.78)$$

the last equality following from the antisymmetry of the Riemann tensor with respect to its last two indices. As will be shown in Chap. 5, the conserved norm  $|\nabla k|_\gamma$  of the conserved 2-form  $\nabla_a k_b|_\gamma$  is very closely related to the precession frequency of the spin vector  $S^a$  that was introduced in Sec. 2.3.2, and which has been used extensively to compare PN and GSF calculations [435–440], and to calibrate EOB models [441].



## First Laws of mechanics

*Gestern erhielt ich von Fr. Nöther eine sehr interessante Arbeit über Invariantenbildung. Es hätte den Göttinger Feldgrauen nichts geschadet, wenn sie zu Fr. Nöther in die Schule geschickt worden wären. Sie scheint ihr Handwerk gut zu verstehen!*<sup>1</sup>

A. EINSTEIN,  
*Letter to D. Hilbert (1918)*.



SINCE the pioneering works on isolated black hole thermodynamics in the 1970s, the so-called *first law of mechanics* has gradually been extended to a variety of binary systems, such as black hole binaries, magnetized neutron stars or spinning point particles. They have also been generalized to account for the wide variety of relativistic orbits: quasi-circular, eccentric, and black hole geodesics. The aim of this chapter is to present these first laws, explain what they are about, and understand why they have become a central tool in the theory of relativistic mechanics and gravitational waves. To achieve this goal, we begin in Sec. 4.1 with an overview of the different kinds of “first laws” that can be found in the literature. Then, in Sec. 4.2, we review a selection of the many applications they have been used for. We shall see, in particular, that they provide a powerful tool to compare and benchmark the output of the different approximation schemes presented in Chap. 2. Lastly, in Sec. 4.3, we derive a first, general version of the first law of mechanics, which will be the basis of the calculations presented in Chap. 5.

---

<sup>1</sup>Dated 24 May 1918 [442]: “Yesterday I received from Miss Noether a very interesting paper on the generation of invariants. It would have done the Old Guard of Göttingen no harm to be sent back to school under Miss Noether. She really seems to know her trade!”



## 4.1 Zoology of first laws

The first occurrence of a “first law of mechanics” in GR dates back to the seventies with the pioneering papers on BH thermodynamics, by several physicists, namely Jacob Bekenstein, Stephen Hawking, James Bardeen and Brandon Carter, to name but the principal protagonists. Their results showed that several scalar, physical observables of an isolated Kerr BH could all be related by a differential relation that resembles the first law of thermodynamics. Since then, such differential (and algebraic) relations have been extended to a plethora of sources and come in many forms, all under the name “first law of mechanics”. Broadly speaking, these extensions, can be categorized into three families, represented here chronologically (along with their principal protagonists)

- 1990’s: Generalized BH thermodynamics (Wald, Iyer et al.),
- 2000’s: Extension to BH and NS binary systems (Friedmann, Uryū, et al.),
- 2010’s: Extension to point particle models (Le Tiec, Blanchet et al.).

The first family contains extensions of the pioneering works on BH thermodynamics, to a broader class of spacetimes and theories of gravity. One of them will be discussed separately in Sec. 4.3, where we will extend its validity for our own purposes. The second and third families deal with first laws for binary systems, with practical applications in relativistic celestial mechanics and GW astronomy, just as our work. Sections 4.1.2 through 4.1.4 fill in the details on their context and derivation. However, before considering binary systems, we cover in Sec. 4.1.1 the basics of their *common ancestor*, the laws of BH thermodynamics.

### 4.1.1 Black hole thermodynamics

As we covered briefly in Chap. 1, one of the most remarkable result of GR is the fact that each and every isolated black hole in the Universe is described by solely two numbers, its mass  $M$  and spin  $S$ . Indeed, they are all described by the Kerr metric, a two-parameter family of exact, vacuum, stationary solutions to Einstein’s equations. Let us represent this metric by giving its spacetime element  $ds$  in the Boyer-Lindquist coordinates  $(t, r, \theta, \phi) \in \mathbb{R}^2 \times \mathbb{S}^2$  (see [81] for a review a detailed account on the Kerr metric):

$$ds^2 = - \left( 1 - \frac{2Mr}{\Sigma} \right) dt^2 - \frac{4Mr}{\Sigma} a \sin^2 \theta dt d\phi + \frac{\Sigma}{\Delta} dr^2 + \Sigma d\theta^2 + \left( r^2 + a^2 + \frac{2Mr}{\Sigma} a^2 \sin^2 \theta \right) \sin^2 \theta d\phi^2, \quad (4.1)$$

where  $\Delta(r) \equiv r^2 - 2Mr + a^2$  and  $\Sigma(r, \theta) \equiv r^2 + a^2 \cos^2 \theta$ . The metric (4.1) is parametrized by the BH’s mass  $M > 0$  and its spin  $S$ , or equivalently the (dimensionless) spin parameter  $a \equiv S/M \geq 0$ . The parameter  $a$  can take any value in  $[0; M]$ . In the limit  $a \rightarrow 0$ , Eq. (4.1) reduces to the Schwarzschild metric in the Schwazschild-Droste coordinates, while  $a = M$  defines the so-called *extremal* Kerr BH. One advantage of the Boyer-Lindquist coordinates is the explicit independence of the metric components with respect to the coordinates  $t$  and  $\phi$ . Consequently, the vector fields  $(\partial_t)^a$ , and  $(\partial_\phi)^a$  are Killing. These encode the fact that the Kerr spacetime is stationary and axisymmetric, respectively. The components of the Kerr metric (4.1) diverge when  $\Sigma = 0$ . This corresponds to the 2-dimension locus of events  $\mathcal{R}$  where  $(r, \theta) = (0, \pi/2)$ . It is called the ring singularity of the Kerr BH and is

a true, curvature singularity of the Kerr spacetime. The metric (4.1) also diverges when  $\Delta = 0$ . Since  $\Delta$  is a quadratic-in- $r$  polynomial, this singularity defines two 3-dimensional hypersurfaces of constant BL radius. Contrary to  $\mathcal{R}$ , these two regions correspond to a mere coordinate singularity, and the Kerr *event horizon*, denoted  $\mathcal{H}$ , corresponds to the outer one, namely

$$\mathcal{H} : r = \mathring{r}, \quad \text{where} \quad \mathring{r} \equiv M + \sqrt{M^2 - a^2}. \quad (4.2)$$

The other surface  $\mathcal{H}_{\text{in}}$ , located on the 3-hypersurface  $r = M - \sqrt{M^2 - a^2}$ , is called the *inner horizon* of the Kerr BH. The laws of thermodynamics involve three fundamental, geometrical quantities associated to the event horizon  $\mathcal{H}$ .

### Angular velocity

The event horizon  $\mathcal{H}$  is also a *Killing horizon*, in the sense that there exists a null Killing vector field  $\chi^a$  that is normal to  $\mathcal{H}$ . This Killing field must be a linear combinations of  $(\partial_t)^a$  and  $(\partial_\phi)^a$ , the two generators of Kerr isometries. Up to a constant normalizing factor, it can thus be written as  $(\partial_t)^a + \Omega_{\mathcal{H}}(\partial_\phi)^a$  where  $\Omega_{\mathcal{H}}$  is a constant. Requiring that this Killing vector be null on  $\mathcal{H}$  provides an expression of  $\Omega_{\mathcal{H}}$  in terms of the parameters  $(M, a)$ . Summarizing, it is found that on  $\mathcal{H}$

$$\chi^a = (\partial_t)^a + \Omega_{\mathcal{H}}(\partial_\phi)^a, \quad \text{where} \quad \Omega_{\mathcal{H}} \equiv \frac{a}{2M\mathring{r}}, \quad (4.3)$$

with  $\mathring{r}$  given in terms of  $(M, a)$  by Eq. (4.2). The quantity  $\Omega_{\mathcal{H}}$  is called the *angular velocity* of the Kerr BH, as it coincides with its apparent rotation rate as measured by an inertial, static observer located at spatial infinity.

### Surface gravity

The Killing field  $\chi^a$  coincides, on  $\mathcal{H}$ , with the null geodesic generator of the Kerr spacetime. Accordingly, when evaluated on the event horizon,  $\chi^a$  satisfies a (pre-)geodesic equation, in the form

$$\chi^b \nabla_b \chi^a|_{\mathcal{H}} = \kappa \chi^a, \quad \text{where} \quad \kappa \equiv \frac{\mathring{r} - M}{2M\mathring{r}}, \quad (4.4)$$

and where  $\kappa$  is the non-affinity coefficient. Now, considering the outer region where  $\chi^a$  is timelike. The parameter  $\kappa$  can be given a physical interpretation, as follows. Consider an observer  $\mathcal{O}$  located outside of  $\mathcal{H}$ , whose worldline's coincides with an integral curve of  $\chi^a$ . The four-velocity of that observer is then  $u^a = \chi^{-1} \chi^a$ , where  $\chi^2 \equiv -\chi^a \chi_a$  is the (squared) norm of  $\chi^a$ . Using Killing's equation, the four-acceleration of this observer can be shown to satisfy  $u^a \nabla_b u^a = \frac{1}{\chi^2} \chi^b \nabla_b \chi^a$ . This relation is valid outside of the event horizon  $\mathcal{H}$ , where as Eq. (4.4) holds on  $\mathcal{H}$ . By taking the norm of these two equations, and the limit  $\mathcal{O} \rightarrow \mathcal{H}$  where the observer approaches the event horizon, we find that the norm  $\Gamma \equiv \sqrt{\dot{u}_a \dot{u}^a}$  of the observer's four-acceleration satisfies

$$\kappa = \lim_{\mathcal{O} \rightarrow \mathcal{H}} \chi \Gamma. \quad (4.5)$$

Consequently,  $\kappa$  is the value of the (normalized) acceleration of the observer,  $\chi \Gamma$ , as it approaches the black hole. Note, however, that this result only motivates the name ‘‘surface gravity’’ and does not correspond to the ‘‘gravity felt’’ by the observer *per se*. In particular, since  $\chi^a$  is null on  $\mathcal{H}$ ,  $\chi \rightarrow 0$  as  $\mathcal{O} \rightarrow \mathcal{H}$ . Therefore Eq. (4.5) requires  $\Gamma \rightarrow \infty$

in this limit: the “physical surface gravity” becomes infinite as one approaches the BH’s horizon.<sup>2</sup>

### Surface area

As mentioned previously, the event horizon of the Kerr BH is also a Killing horizon. As such, it is also a *totally geodesic null hypersurface*, or more simply, a *non-expanding* horizon (see Sec. 1.3.5 [81] for details). This feature allows for the introduction of a well-defined notion of area  $A$ , for a Kerr BH. This area is defined as that of any cross section  $\mathcal{U}$  of the event horizon  $\mathcal{H}$  (see Sec. 2.3.4 for a proper definition). In terms of the 3+1 Kerr coordinates  $(\tilde{t}, r, \theta, \tilde{\phi})$ , which are not singular on  $\mathcal{H}$ , such a cross section is given by  $\tilde{t} = \text{cst}$  and  $r = \tilde{r}$ , which induces a 2-metric  $q_{ab}$  on  $\mathcal{U}$  given by

$$q_{\alpha\beta}dx^\alpha dx^\beta = (\tilde{r}^2 + a^2 \cos^2 \theta) d\theta^2 + \frac{(\tilde{r}^2 + a^2)^2}{\tilde{r}^2 + a^2 \cos^2 \theta} \sin^2 \theta d\tilde{\phi}^2. \quad (4.6)$$

The area of this (closed-)surface is then simply computed by integrating the covariant surface element definition  $\sqrt{q} d\theta d\tilde{\phi}$  over  $\mathcal{U}$ , with  $q \equiv \det(q_{ab})$  the determinant of the induced metric on  $\mathcal{U}$ . Since  $q = (\tilde{r}^2 + a^2)^2 \sin^2 \theta$ , as can be read off Eq. (4.6) this integration is straightforward, and the area of the Kerr BH is found to be

$$A = 8\pi M \tilde{r}. \quad (4.7)$$

We note that this area is defined for an isolated, Kerr BH. In the case where the BH presents disconnected components, such as a binary BH, the cross section  $\mathcal{U}$  becomes time-dependent. In particular, it presents two disconnected components that “touch” at the time of merger, as is nicely represented in the figures of [443].

### First law

Recalling that  $S = Ma$  and viewing the area  $A$  as a function of the two black hole parameters  $(M, S)$ , it is straightforward to compute the partial derivatives  $(\partial_M A, \partial_S A)$  from Eqs. (4.7) and (4.2). One can then compute first-order variation  $\delta A$  in terms of  $\delta S$  and  $\delta M$ . By combining this with the definitions (4.3) of angular velocity and (4.5) of surface gravity, the following remarkable result emerges

$$\delta M - \Omega_{\mathcal{H}} \delta S = \frac{\kappa}{8\pi} \delta A. \quad (4.8)$$

This computation was first presented in the pioneering paper by Bardeen, Carter and Hawking [444]. Surely, it looks like the classical first law of thermodynamics  $\delta U + P\delta V = T\delta S$ . This formal analogy was extended to a rigorous, thermodynamical interpretation by Hawking [445], who managed to perform a semi-classical calculation, i.e., account for quantum effects in a curved spacetime. In particular, he showed that BHs not only absorb but also radiate energy at a finite temperature given by  $\hbar\kappa/2\pi$ , where  $\hbar$  is the reduced Planck constant. It then follows from the first law (4.8) that the BH entropy is simply given by  $A/4\hbar$ , proportional to the BH’s area, a result proposed by Bekenstein [446] shortly before Hawking’s paper. This groundbreaking discovery was, at once, the first milestone in the ongoing search for a self-consistent theory of quantum gravity, and the first “first law of mechanics” to be derived in the context of compact objects. The reader is invited to browse Robert Wald’s review [447] for more on the thermodynamics of BHs.

<sup>2</sup>It is possible to give another justification of the term surface gravity, by identifying  $\kappa$  as the force exerted by an operator at infinity necessary to keep a unit mass at rest close to  $\mathcal{H}$ , see [354].

## Other laws

The analogy between the geometric quantities of a Kerr BH and a thermodynamical processes does not stop at the first law (4.8). Already from Eq. (4.5), we see that the surface gravity of the Kerr BH is constant. In particular, it is defined everywhere on  $\mathcal{H}$ , and is therefore a constant scalar field there, in spite of the Kerr non-spherical symmetry. In fact, this fundamental result

$$\kappa = \text{cst.}, \quad (4.9)$$

has been shown to hold for any Killing horizon. In view of Hawking's result that  $\kappa$  relates to the BH temperature, this result has been coined the “zeroth law” of black hole mechanics<sup>3</sup>. Interestingly, this law holds irrespective of the Einstein equation, and thus is not restricted to GR (in fact it holds in virtually all metric theories of gravity [448]).

The second law of thermodynamics, stating that the entropy of an isolated system undergoing cannot decrease, has also been shown to hold for an arbitrary BH spacetime, where it takes the form

$$\delta A \geq 0, \quad (4.10)$$

where  $\delta A$  is the change in total area of the BH. The fact that it is the total area is important for the case of a BH spacetime with two disconnected components, i.e., two BHs. Remarkably, this law can be explicitly verified thanks to GW signals detected from BH mergers. For example, by analyzing the data from the first GW event GW150914, the authors of [449] showed that the second law of BH mechanics (4.10) was verified at a confidence level of at least 95%.

### 4.1.2 Compact objects binaries

The first law of BH thermodynamics (4.8) presented above deals with an isolated Kerr BH. In the advent of GW astronomy, it was quite natural to try and extend its validity to compact objects *binaries*, including BHs and NSs.

#### Two black holes

In [381], the authors have explored various extensions of the first law of mechanics. In particular, they showed that the case a BH binary system on a circular orbit also satisfies such a first law. To model the circular orbit, they use the HKV  $k^a$  defined in Chap. 3. Although their result is obtained after a considerable calculation unrelated to the simple, algebraic derivation of (4.8), the first law for a BH binary turns out to be very simple: it is the sum of the contributions (4.8) of two isolated BHs. In particular, the Noether charge  $Q$  associated to the helical isometry satisfies

$$\delta Q = \frac{\kappa_1}{8\pi} \delta A_1 + \frac{\kappa_2}{8\pi} \delta A_2, \quad (4.11)$$

where  $\kappa_i$  and  $A_i$  is the horizon surface gravity and area of each BH of the binary  $i \in \{1, 2\}$ . To derive this law for a binary, the authors first show that the zeroth law holds also for this system, extending the isolated-BH case (4.9). In particular, the HKV  $k^a = t^a + \Omega \phi^a$  that defines the helical isometry is shown to be tangent to the null generators of the horizon<sup>4</sup>

<sup>3</sup>“Mechanics” because it holds for any BH spacetime, even for those with disconnected components, for example binary BHs.

<sup>4</sup>If there are two BHs, then this horizon  $\mathcal{H}$  has two disconnected components  $(\mathcal{H}_1, \mathcal{H}_2)$  and  $k^a$ , when evaluated at one component  $\mathcal{H}_i$  is tangent to its respective generators.

of the black hole. The surface gravity  $\kappa$ , defined as

$$k^a \nabla_a k^b|_{\mathcal{H}} = \kappa k^b, \quad (4.12)$$

is then constant on  $\mathcal{H}$ . The area  $A$ , of the BH is defined in the same way as an isolated Kerr BH, as the area of an arbitrary hypersurface  $\mathcal{S}$  transverse to  $k^a$ .

## BH and NS

A very natural extension of the binary first law (4.11) is to account for neutron stars as well as black holes, in order to describe any kind of compact binary system. This was first achieved in [381] by John Friedmann, Kōji Uryū and Masaru Shibata. There, a binary system of BH and/or NS is represented as a helically symmetric spacetime, as defined in Sec. 3.1, with vacuum regions surrounded by a Killing horizon for the BHs, and balls of perfect fluid for the NS. The SEM tensor of the latter reads

$$T^{ab} = \varepsilon u^a u^b + p h^{ab} \quad (4.13)$$

where  $\varepsilon$  and  $p$  are the perfect fluid's energy density and pressure, and  $h^{ab} \equiv g^{ab} + u^a u^b$  projects orthogonally to the four-velocity field  $u^a$ . As a perfect fluid, the NS satisfies the usual first law of thermodynamics,

$$\Delta \varepsilon = h \Delta \rho + T \rho \Delta s \quad (4.14)$$

which relates the Lagrangian variations  $\Delta$  of the energy density  $\varepsilon$ , the mass density  $\rho$  and entropy  $s$  per unit baryon mass. Equation (4.14) also involves the temperature  $T$  and the specific enthalpy  $h \equiv (\varepsilon + p)/\rho$  of the fluid. An explicit calculation then shows that the Noether charge  $Q$  associated to the helical isometry satisfies

$$\delta Q = \frac{\kappa}{8\pi} \delta A + \int_{\mathcal{S}} [\bar{T} \Delta (s dM_B) + \bar{\mu} \Delta (dM_B) + v^\alpha \Delta (h u_\alpha dM_B)]. \quad (4.15)$$

In equation (4.15), the first term on the RHS is the contribution from the BH, as in (4.8) for an isolated Kerr BH. The contribution from the NS involves various thermodynamics quantities associated to a perfect fluid. In particular, the (redshifted) temperature  $\bar{T} \equiv T/u^t$  and chemical potential  $\bar{\mu} \equiv \mu/u^t$ , where  $u^t$  is the time-component of the velocity field and  $m_B$  is the baryon average mass. Similarly,  $dM_B \equiv \rho u^\alpha dS_\alpha$  is the baryon mass of a fluid element. Finally, the Lagrangian variation  $\Delta$  and Eulerian one  $\delta$  are linked by  $\Delta = \delta + \mathcal{L}_\xi$ , where  $\xi^a$  is a displacement field between any two fluid elements. The first law (4.15) is the most general one. In practice (i.e., in numerical simulations), one restricts to perfect fluids with certain hydrodynamic configurations. One that simplifies the first law greatly is that of an isentropic fluid. It implies additional (Lagrangian) conservation laws for the mass current, the entropy and the vorticity

$$\Delta(\rho u^a \sqrt{-g}) = 0, \quad \Delta s = 0 \quad \text{and} \quad \Delta \omega_{ab} = 0, \quad (4.16)$$

with  $\omega_{ab} \equiv 2\nabla_{[a}(h u_{b]})$  (the fluid's vorticity 2-form). Each conservation equation in (4.16) implies the vanishing of the corresponding term<sup>5</sup> in the integral of (4.15). Consequently, for such isentropic, perfect fluids, the first law is identical to that of an isolated black hole (4.8)

<sup>5</sup>In the case of a nonisentropic, but otherwise irrotational flow (vanishing vorticity) only the third term vanishes. Other fluid configurations are discussed in [381].

(up to the interpretation of the mass and angular momentum involved in  $Q$ ). The first law (4.15), which relates the helical Noether charge variations to changes in the thermodynamic and hydrodynamic equilibrium of matter and in the area of the horizon, has been used in the numerical simulation of binary inspirals involving neutrons stars [450–452] and construction of (numerical) initial data of such systems [378, 453–455] (see also the series of papers [456–458]).

## Magnetized NS

As emphasized in Chap. 1 of this thesis, one of the main features of neutron stars is their intense magnetization. To aim at a more realistic model for NS/BH binaries using a sequence of equilibria, it is therefore important to understand how this magnetization enters the first law. This was done in [459] using a similar approach to the above law, except that an additional term was added to the SEM tensor of the fluid to account for an electromagnetic field. In particular, the SEM tensor now reads  $T_{\text{pf}}^{ab} + T_{\text{em}}^{ab}$ , where  $T_{\text{pf}}^{ab}$  is given in (4.13) and

$$T_{\text{em}}^{ab} \equiv \frac{1}{4\pi} (F^{ac} F^b{}_c - \frac{1}{4} g^{ab} F_{cd} F^{cd}) \quad (4.17)$$

is the SEM tensor of an EM field, with the Faraday tensor  $F_{ab} \equiv 2\nabla_{[a} A_{b]}$  defined in terms of the EM potential 1-form  $A_b$  (see for example [21] for details on the relativistic EM field). The spacetime is still assumed to be helical, and the Noether charge  $Q$  associated to the HKV satisfies

$$\delta Q = \frac{\kappa}{8\pi} \delta A + \Phi \delta Q_E + I_{\text{pf}} - \int_{\mathcal{S}} [A_b k^b \Delta(j^\alpha dS_\alpha) + 2j^{[\alpha} k^{\beta]} \Delta(A_{\beta} dS_\alpha)], \quad (4.18)$$

where now the black hole’s contribution is not limited to the surface gravity term  $\propto \delta A$  but also includes an EM part, with  $Q_E$  and  $\Phi$  standing for the electric charge and scalar potential on the horizon. This term appears because  $T_{\text{em}}^{ab}$  sources the Einstein equation and therefore the BH is not Kerr but rather Kerr-Newman. Similarly, for the NS two terms are present:  $I_{\text{pf}}$ , which stands for the integral coming from the  $T_{\text{pf}}^{ab}$ -part of the source, is identical to that of (4.15), whereas the integral term in (4.18) involves the electric current  $j^a$  and comes from  $T_{\text{em}}^{ab}$ -part of the total SEM tensor. The NS being now modeled by magnetohydrodynamics (MHD), other types of assumptions can be made as to the physical properties of its fluid flow. In particular, the ideal MHD assumption,  $F_{ab} u^a = 0$ , readily implies a conservation law for the magnetic flux, which, in turn, implies that the second term in the integral (4.18) vanishes. Similarly, the first term in that integral vanishes under the assumption of conserved circulation of the magnetic flow. Other types of equilibrium configurations lead to a simplification of the general first law (4.18) and are discussed thoroughly in [459]. These MHD results (and the formalism around it) allows for a self-consistent inclusion of magnetic fields in the construction of quasi-equilibrium sequences for binary system inspirals [460, 461].

### 4.1.3 Point particles binaries

In the previous section, we saw how a first law of mechanics for binary systems can be derived for extended compact objects, including BHs, and Ns as perfect fluids. But as we have seen in Chap. 3, real compact objects can also be modeled accurately by extracting from them a small number of multipoles, evolving along a single worldline. The post-Newtonian formalism has shown to be a useful method of obtaining these alternative first

laws. Here we discuss two such laws, one for point masses at the 3PN level, and an extended version which accounts for the nonlocal-in-time part of the dynamics.

### Circular orbits

In 2012, it was shown by Alexandre Le Tiec, Luc Blanchet, and Bernard Whiting in [386] that a first law of binary mechanics can be obtained for such a system of pointlike objects. This discovery could almost be said “serendipitous” as they were able to guess the form of the first law from a careful examination of the PN expansions of the physical quantities that enter it. In particular, they considered the 3PN expressions<sup>6</sup> for the binding energy  $E$ , angular momentum  $J$  and redshifts  $z_i$ . For circular orbits, these 3PN expressions look like

$$E = -\frac{m_1 m_2 x}{2m} \left( 1 + \sum_{k=1}^3 E_k(m_i) x^k + o(x^3) \right), \quad (4.19a)$$

$$J = \frac{G m_1 m_2}{\sqrt{x}} \left( 1 + \sum_{k=1}^3 J_k(m_i) x^k + o(x^3) \right), \quad (4.19b)$$

$$z_i = 1 + \sum_{k=1}^4 \zeta_k(m_i) x^k + o(x^4), \quad (4.19c)$$

and  $z_2$  is obtained from  $z_1$  by exchanging  $m_1$  with  $m_2$  and  $m \equiv m_1 + m_2$ . Equations (4.19) are PN expansions in terms of the 1PN parameter  $x \equiv (m\Omega)^{2/3}$ , which is well-adapted to circular orbits. The coefficients ( $E_k$ ), ( $J_k$ ) and ( $\zeta_k$ ) are rational functions of  $(m_1, m_2)$  (see equations (2.35) to (2.37) in [386] for their exact expressions). By inspecting Eqs. (4.19), the authors remark that three PDE can be written relating the quantities ( $M \equiv E + m, J, z_1, z_2$ ), seen as functions of  $(\Omega, m_1, m_2)$ . These are

$$\frac{\partial M}{\partial \Omega} - \Omega \frac{\partial J}{\partial \Omega} = 0 \quad \text{and} \quad \frac{\partial M}{\partial m_i} - \Omega \frac{\partial J}{\partial m_i} = z_i, \quad (4.20)$$

for  $i \in \{1; 2\}$ . These PDE’s can all be grouped in one single differential expression, by writing the differentials  $\delta M, \delta J, \delta m_i$  and reading their coefficients from (4.20). This provided the *first law of point-particle binary mechanics*:

$$\delta M - \Omega \delta J = \sum_i z_i \delta m_i. \quad (4.21)$$

This law is obtained by solving the Einstein equation iteratively in powers of  $c^{-1}$ , as they are sourced by two point masses. In particular, the SEM tensor of the Einstein equation is precisely the monopolar particle (2.22). Several algebraic relations can be derived from the differential expression (4.21), and these are discussed in the paper. Moreover, the comparison between the variation  $\delta Q$  of the Noether charge associated to the helical isometry and the quantity  $\delta M - \Omega \delta J$  appearing on the left-hand side of (4.21) is discussed, reaching the same conclusions as those presented in Chap. 3. The PN first laws also have an important application: as they are expected to hold at all PN order, they can be used to constrain (and sometimes explicitly compute) PN coefficients that would otherwise be very calculation-heavy. We shall discuss this further in Sec. 4.2.

<sup>6</sup>Their work also includes of logarithmic contributions of 4PN and 5PN orders, which we omit here for clarity, but which are also checked to verify the first law in their paper.

### Eccentric orbits

The first laws presented above, be it for extended compact objects or their point-particle approximation, are restricted to circular orbits. In order to extend the first law to generic bound orbits (eccentric, for short), the natural framework has turned out to be the canonical, ADM formalism of GR. Applied to binary system of point masses  $(m_1, m_2)$ , it has been possible to derive up to 3PN order<sup>7</sup> an autonomous Hamiltonian  $H(\mathbf{x}, \mathbf{p}; m_i)$  that encodes the 3PN dynamics of the system. The phase space coordinates  $(\mathbf{x}, \mathbf{p})$  are the canonical position and momenta of the particles (3-vectors), defined in some fixed gauge, and they obey Hamilton's equations

$$\frac{d\mathbf{x}}{dt} = \frac{\partial H}{\partial \mathbf{p}} \quad \text{and} \quad \frac{d\mathbf{p}}{dt} = -\frac{\partial H}{\partial \mathbf{x}}. \quad (4.22)$$

Even though this framework is perfectly relativistic, it inherits many results from Newtonian gravity. In particular, it is possible to rigorously and unambiguously define a conserved, total linear momentum  $\mathbf{P}$  and a conserved, total angular momentum  $\mathbf{L}$ . In the ‘‘center-of-mass’’ frame (in which  $\mathbf{P} = \mathbf{0}$ ) the conservation of  $\mathbf{L}$  defines a 2-dimensional orbital plane. Introducing polar coordinates  $(r, \phi)$  in this plane, the 3PN ADM Hamiltonian is shown to only depend on  $(r, p_r, p_\phi; m_i)$ , where  $(p_r, p_\phi)$  denote the conjugated momenta associated to  $(r, \phi)$ . Again, we emphasize that all these familiar, Newtonian-looking results are not straightforward and require an elaborate construction.

In this context, the first law of mechanics follows from a series of calculations based, in essence, on a (orbital-averaged) variation of the Hamiltonian  $H(r, p_r, p_\phi; m_i)$  with respect to the phase-space coordinates and the individual masses  $m_i$ . After performing these steps (detailed in [425]), the first law of mechanics for binaries on an eccentric orbit follows from the on-shell condition  $H = M$ , stating that the numerical value of the Hamiltonian along any solution to Eq. (4.22) coincides with the invariant, ADM mass of the underlying spacetime [464]. The result for the first law reads [425]

$$\delta M - \Omega_\phi \delta L = \Omega_r \delta J_r + \sum_i \langle z_i \rangle \delta m_i, \quad (4.23)$$

where  $(\Omega_r, \Omega_\phi)$  are the radial and angular Hamiltonian frequencies,  $J_r$  is the radial action, the integral invariant associated to the radial motion<sup>8</sup>, just like  $p_\phi = L$  is that of the angular motion. Lastly, in the ADM context, the redshift  $z_i$  that enters Eq. (4.23) is defined by

$$\frac{\partial H}{\partial m_i} = \frac{d\tau_i}{dt} \equiv z_i, \quad (4.24)$$

where the partial derivatives is computed while keeping the phase-space variables fixed, and  $\tau_i$  is the proper time along the worldline of particle  $i$ . Again, it should be emphasized that Eq. (4.24), in spite of its simplicity, is a non-trivial result of relativistic mechanics, as explained in [405]. The law for eccentric orbits (4.23) is compatible with that for circular orbits (4.21). Indeed, in the circular case, the radial action  $J_r$  vanishes (by definition), the polar angular frequency  $\Omega_\phi$  becomes that of the circular motion  $\Omega$ , and finally the averaged redshift coincides with the constant redshift of the circular case.

<sup>7</sup>We limit the present discussion to 3PN, even though this Hamiltonian is known at 4PN [462, 463]. However, at that level it brings new, non-local effects, which are precisely the content of the first law derived in the next paragraph.

<sup>8</sup>This action is defined in the same way in Newtonian mechanics, and we shall use it extensively in the second part of this thesis, in particular in Chap. 10.



### Non-local effects

The first law of mechanics (4.23), for eccentric orbits, was based on a calculation involving an autonomous Hamiltonian  $H$  expressed in terms of canonical coordinates  $(\mathbf{x}, \mathbf{p})$ . As of today, the full expression of this Hamiltonian is known at full 4PN order, and contrasts with its 3PN expansion in one key aspect: its *nonlocal*-in-time nature. Following the notations of [426] (see Sec. II for details), at 4PN order the Hamiltonian  $H$  splits into two pieces, as

$$H_{4\text{PN}} \equiv H_0(r, p_r, p_\phi; m_i) + H_{\text{tail}}[r, \phi, p_r, p_\phi; m_i]. \quad (4.25)$$

In this equation,  $H_0$  denotes a “traditional” Hamiltonian, that depends algebraically on the phase space coordinates. In particular,  $H_0$  at a given instant  $t$  is known from the value of  $(r, p_r, p_\phi)$  at this very instant  $t$ . In contrast,  $H_{\text{tail}}$  is a non-local-in-time piece, which is a functional of the phase space coordinates (whence the bracket notation). In particular, the value of  $H_{\text{tail}}$  at a given time depends on the whole past and future evolution of  $(r, \phi, p_r, p_\phi)$ , as shown by its explicit, integral expression, provided in Eqs. (2.2)-(2.4) in [426]. This functional dependence of the Hamiltonian implies that in the Hamilton equations (4.22), the right-hand sides must be replaced by functional derivatives,

$$\frac{d\mathbf{x}}{dt} = \frac{\delta H}{\delta \mathbf{p}(t)} \quad \text{and} \quad \frac{d\mathbf{p}}{dt} = -\frac{\delta H}{\delta \mathbf{x}(t)}, \quad (4.26)$$

making it a system of integro-differential equations, and contrasting with the traditional PDE system that would be obtained with the local Hamiltonian  $H_0$  alone.

It should be emphasized that this peculiarity arising at 4PN in binary mechanics is a feature of the conservative part of the dynamics, even though its physical interpretation does have something to do with GWs. Heuristically, the dependence of the body’s motion on its own past and future can be seen as a consequence of the interaction between that body and the GWs it emitted in the past (and future): it is an effect of self-interaction, stemming from the nonlinearity of GR. Accordingly, this effect has known under the name of *gravitational-wave-tail*. In [426], the authors showed that the 3PN “eccentric” first law (4.23) was still valid at 4PN order for generic bound orbits, as long as these GW-tail effects are re-absorbed into the definition of the radial action  $R$  that enters it. This result is of importance as it shows, at once, that the first law is not limited to instantaneous, local-in-time effects, and does hold at 4PN order, which is the current state-of-the-art result (cf. Sec. 1.4 of [144]) for the motion of binary mechanics.

### Spinning particles

The effect of spin (i.e., the proper rotation of the body) on the dynamics of binary systems is known today with a satisfying precision. For example, in the PN formalism, spin-orbit couplings are known to high PN orders [144] and leading quadratic- [369] and cubic-in-spin [319] have also been calculated explicitly. We refer to Sylvain Marsat’s thesis [465] for the effects of spin in compact objects binary systems.

The contributions of spin in the first law of mechanics have been first derived by Luc Blanchet, Alessandra Buonanno and Alexandre Le Tiec in [405]. They derived a linear-in-spin result that applies to circular orbits using the Hamiltonian formulation of the problem of motion for a binary system of spinning objects. More specifically, the starting point is the Lagrangian (2.13) of a massive, spinning particle, identical from the one presented in

the paragraph on the Lagrangian formalism in Chap. 2, Sec. 2.2.1. From this Lagrangian they construct an ADM Hamiltonian that now depends on the canonical variables  $(\mathbf{x}, \mathbf{p}, \mathbf{S})$ , with the vector  $\mathbf{S}$  encoding the spinning degrees of freedom of the particle. After carefully constructing all the necessary tools, they eventually obtain the following first law

$$\delta M - \Omega \delta J = \sum_i z_i \delta m_i + (\Omega_i - \Omega) \delta S_i + O(S^2), \quad (4.27)$$

where  $\Omega_i$  is the spin precession frequency of the  $i$ -th particle,  $J$  is the total angular momentum of the system (containing both the orbital contribution  $L$  and the spins  $S_i$ ), and  $\Omega$  is the binary's angular frequency. In general, the precession frequencies  $\Omega_i$  depend on the spin themselves, and the first law (4.27) only holds at linear order in the spin (whence the  $O(S^2)$ ). It obviously reduces to the non-spinning case (4.21) when  $S_i = 0$ . In particular, the PDE's (4.20) derived from the non spinning first law are still valid, but two additional ones can be obtained, namely

$$\frac{\partial M}{\partial S_i} - \Omega \frac{\partial J}{\partial S_i} = \Omega - \Omega_i. \quad (4.28)$$

It should be noted that to derive this law, the Tulczyjew SSC  $p_a S^{ab} = 0$  was chosen. However, as we saw in the Chap. 2, at linear order this is equivalent to the Pirani SSC  $u_a S^{ab} = 0$ , since  $p^a = mu^a + O(S^2)$ . We shall compare this linear-in-spin first law to our results in Chap. 5, where we derive an SSC-free first law that holds at all orders in the spin, for a dipolar particle. Finally, we note that the first law with spin presented above, valid for circular orbits, was recently generalized to eccentric orbits in [466].

#### 4.1.4 Perturbed systems

The derivations of the first laws of mechanics presented above all exploit, in some sense, a symmetry of the system: the helical isometry for circular-orbit binaries, or the Poincaré symmetries associated to the ADM Hamiltonian formulation of GR (see, e.g., [464]). If the mass-ratio of the binary system is small, then the lightest of the bodies can be described as moving in the background of a (Schwarzschild or Kerr) black hole, akin to the GSF framework. Again, the isometries of these metrics allow a derivation of the first laws, in a perturbative regime. We provide three examples of such derivations.

##### BH with a moon

In the case of Kerr BH of mass  $M$  and spin  $S$  perturbed by an orbiting, small body, or *moon*, of mass  $m$ , Sam Gralla and Alexandre Le Tiec were able to derive in [387] a zeroth and first law of mechanics, generalizing the classical result for an isolated BH. One of the key features of their analysis is the observation that under the assumption that the moon is corotating with the BH, the helical isometry of the isolated Kerr BH is preserved (recall the Killing field for the Kerr metric in Eq. (4.3)). By “corotating”, it is meant that the moon's (orbital) angular velocity coincides with that of the (unperturbed) event horizon of the BH. Under this hypothesis, they showed that the BH's perturbed horizon remains a Killing horizon, and therefore that its surface gravity is constant over it (see Sec. III in [387]). The constant value of this surface gravity is shifted with respect to the exact Kerr expression (4.5), by a small amount  $c(m/M^2)$ , where  $-\sqrt{3}/2 \leq c \leq 0$  depends on the background BH parameters, thereby “cooling” the BH (recall that  $\kappa$  is proportional to the BH's Hawking temperature).

In addition to this zeroth law, using a calculation similar to that presented in the next chapter, the authors derive a first law of mechanics for the (Kerr BH + moon) system, valid at linear order in the mass ratio, in the form

$$\delta M_b - \tilde{\Omega} \delta J_b = \frac{\tilde{\kappa}}{8\pi} \delta \tilde{A} + z \delta m \quad (4.29)$$

where  $M_b, J_b$  are the Bondi mass and angular momentum of the spacetime,  $\tilde{\Omega}, \tilde{\kappa}, \tilde{A}$  are the angular frequency, surface gravity and area of the *perturbed* BH respectively, and  $z, m$  are the moon's redshift and mass. Remarkably, this first law can be derived geometrically, without explicitly knowing how the perturbations ( $\tilde{\Omega}, \tilde{\kappa}, \tilde{A}$ ) relate to the background Kerr values ( $\Omega, \kappa, A$ ). It turns out, as the authors show (in Sec. V of [387]), that these perturbation can all be expressed simply in terms of the Kerr parameters and the Hamiltonian of the moon  $\mathcal{H}$  described in the test-particle approximation (i.e., the Hamiltonian generating geodesic motion in Kerr).

### Test particle

As mentioned many times by now, in the test-particle approximation a small body of mass  $m$  orbiting a Kerr BH of parameters  $(M, S)$  follows a geodesic  $\gamma$  of the Kerr spacetime. This particle is characterized by its four-momentum vector  $p^a \equiv mu^a$ , where  $u^a$  is its velocity. The motion of this particle can be encoded in a Hamiltonian  $\mathcal{H}$  given by

$$\mathcal{H}(z, p) = \frac{1}{2} \dot{g}_{\alpha\beta}(z) p^\alpha p^\beta, \quad (4.30)$$

where  $z^\alpha$  is the phase-space coordinate of the system and  $\dot{g}_{\alpha\beta}$  are the components of the Kerr metric  $\dot{g}_{ab}$ . This Hamiltonian is related to the rest mass of the particle, since, *on shell*, i.e., when evaluating (4.30) anywhere on  $\gamma$ , we have  $\mathcal{H} = -m^2/2$ . The Hamilton equation then relate the position  $z^\alpha$  and the components  $p^\alpha$  through

$$\frac{dz^\alpha}{d\lambda} = \frac{\partial \mathcal{H}}{\partial p_\alpha} \quad \text{and} \quad \frac{dp_\alpha}{d\lambda} = -\frac{\partial \mathcal{H}}{\partial z^\alpha}, \quad (4.31)$$

using  $\lambda \equiv \tau/m$  as an affine parameter along  $\gamma$ . In [467], the author used this basic setup to derive a first law of mechanics for this particular system, namely a test-particle orbiting a Kerr BH. The simplest way to derive such a first law is to exploit the isometries of the Kerr spacetime, as follows. Along with the Hamiltonian  $\mathcal{H}$ , two other constants of motion can be found by contracting the four-momentum  $p^a$  with the two Killing vectors of the Kerr metric (recall the discussion above Eq. (4.3)). These are the energy  $\mathcal{E}$  and angular momentum  $\mathcal{J}$  of the particle. Since the Hamiltonian system (4.31) is 8-dimensional, these three constants of motion ( $\mathcal{H}, \mathcal{E}, \mathcal{J}$ ) are not sufficient to make that system *integrable*. However, as shown by Brandon Carter in his formidable paper [468], there exists a fourth constant of motion  $\mathcal{K}$  (following Carter's notation), which is associated to a Killing rank-2 tensor  $K_{ab}$ , and such that  $\mathcal{K} \equiv K_{ab} p^a p^b$  is conserved. These four constants of motion, or any four functions thereof, can be promoted to the level of canonical variables, as part of a system of angle-action coordinates  $(J_t, J_r, J_\theta, J_\phi)$ .<sup>9</sup> The first law of mechanics then reads, in terms of these actions

$$\delta \mathcal{E} - \Omega_\phi \delta \mathcal{L} = \Omega_r \delta J_r + \Omega_\theta \delta J_\theta + z \delta m \quad (4.32)$$

<sup>9</sup>These are nothing but the Poincaré invariants, used already in the ADM context, for the Hamiltonian first laws. They will also be used in the second part of this thesis, cf. Chap. 10. However, see [377] for details on such a construction of actions in a relativistic context.

where  $\Omega_j$  are the Hamiltonian frequencies associated to the tri-periodic motion the Kerr BH,  $z$  is the redshift of the particle (linked to the Hamiltonian frequency for in the “time” direction), and the  $t$ - and  $\phi$ -actions  $J_t, J_\phi$  are nothing but  $\mathcal{E}, \mathcal{L}$ . This particular form of the first law, although only valid for a test-particle around a Kerr BH, looks the same as that of eccentric orbits (4.23) or spinning particles (4.27) when taken in the appropriate limit, as discussed in [467] (see also Sec. 3.3.4 of [469]).

### Self-force

As a final example of first law of mechanics, let us now consider extending the previous test-particle result to a first-order GSF calculation, taking into account the effect of the small body on its own motion. This was done in [406], with a calculation that we now outline. As we have seen in Chap. 2, Sec. 2.2.4, even at first order the worldline of the particle can be considered a geodesic, provided that the Kerr metric  $\dot{g}_{ab}$  is replaced by the effective, regular metric  $\dot{g}_{ab} + h_{ab}^R$ , with  $h_{ab}^R$  the regular piece of the metric perturbation  $h_{ab}$  (cf. the discussion in Sec. 2.2.4). Consequently, the Hamiltonian of the particle that accounts for the first-order perturbation is simply

$$\mathcal{H}(z, p; \gamma) = \frac{1}{2} (\dot{g}_{\alpha\beta}(z) + h_{\alpha\beta}^R(z; \gamma)) p^\alpha p^\beta, \quad (4.33)$$

where the dependence on  $\gamma$  is here to remind the reader that the perturbation  $h_{ab}$  is worldline-dependent. In particular, Eq. (4.33) is not simply the Hamiltonian (4.30) to which we simply add  $h_{\alpha\beta}^R p^\alpha p^\beta$ , in particular because the four-momentum is now defined in the effective spacetime, and not the background, as in (4.30). As a consequence of the perturbation  $h_{ab}^R$ , the background actions  $(\mathcal{E}, J_r, J_\theta, \mathcal{L})$  are not constants anymore in the real spacetime, but undergo slow oscillations (as expected for a perturbed Hamiltonian system), compared to the orbital period timescale. However, the authors show in [406] that it is possible to find a gauge in which these oscillations vanish, and thus that  $(\mathcal{E}, J_r, J_\theta, \mathcal{L})$  can be promoted to action-variables even in the real spacetime. From there, an effective Hamiltonian can be defined, and calculations similar to those performed in the exact Kerr case lead to the first law given by Eq. (4.34), albeit with the replacement rule

$$J_\alpha \rightarrow J_\alpha \left( 1 + \frac{1}{4} \langle h_{\alpha\beta}^R u^\alpha u^\beta \rangle \right) \quad \text{and} \quad z \rightarrow z \left( 1 - \frac{1}{2} \langle h_{\alpha\beta}^R u^\alpha u^\beta \rangle \right) \quad (4.34)$$

with  $\langle \cdot \rangle$  denoting an infinite long time average, and we recall that  $J_\alpha = (\mathcal{E}, J_r, J_\theta, \mathcal{L})$ . Evidently, this form of the first law is compatible with previously established results and shows, once again, the great variety of contexts to which it applies.

## 4.2 Details and applications

Having reviewed the literature on the first laws of mechanics, we now turn to their applications. Most of these are based on the fact that the first law of mechanics is equivalent to a set of PDE’s, as presented in Eq. (4.20). First, we start with two general comments on the interpretation of the various first laws in Sec. 4.2.1. Then, a detailed example of an application of Eq. (4.21) in Sec. 4.2.2, while a number of other applications are succinctly reviewed in Sec. 4.2.3.

### 4.2.1 How to interpret the first law ?

All the first laws presented above have in common one general feature: through a variational identity, they relate *global, binary quantities*, e.g., binding energy, total angular momentum, orbital frequency; to the *intrinsic properties of the individual bodies*, e.g., masses, spins, redshifts, etc. However, in spite of their common general structure, there may be subtle, yet important, differences between them. We clarify the definition (and interpretation) of the  $\delta$ -variation used in the formulation of the first laws, and make a comment on the global quantities that appear on their left-hand side.

#### What is $\delta$ ?

The  $\delta$ -variation that appears in the first laws of mechanics is defined as the first-order variation of the quantity it is adjoined to, with respect to a parameter indexing a family of different spacetimes. More precisely, let  $(\mathcal{E}_\lambda, g_{ab}(\lambda))$  be a family of spacetimes indexed by a real, continuous parameter  $\lambda$ . The  $\delta$ -variation is defined by (following [381, 470])

$$\delta g_{ab} \equiv \left. \frac{dg_{ab}}{d\lambda} \right|_{\lambda=0}, \quad (4.35)$$

where the derivative is computed while fixing any other fields present in the spacetime. The  $\delta$ -variation of other quantities of interest in spacetime are defined similarly. Equivalently,  $\delta g_{ab}$  is simply the first term in the Taylor expansion  $g_{ab}(\lambda) = g_{ab}(0) + \lambda \delta g_{ab} + o(\lambda)$ , with respect to a given, arbitrary, reference spacetime  $(\mathcal{E}_0, g_{ab}(0))$ . This definition implies that the first laws relate the variation of quantities defined in *two different*, but arbitrarily  $\lambda$ -close, spacetimes.

It is also possible to interpret the first law as describing a *physical process*. However, one would generally lose information along the way. Consider, for example, the first law (4.21),  $\delta M - \Omega \delta J = \sum_i z_i \delta m_i$ . One could argue that, for a typical binary system, the masses of the individual bodies are constant, and thus readily discard the  $\delta m_i$  contribution to the first law. This would be perfectly reasonable, and, in fact, the resulting equation  $\delta M = \Omega \delta J$  was well-known long before (4.21), and has already been used to numerically evolve quasi-equilibrium sequences of corotating BH binaries in [379, 398]. However, we stress that imposing  $\delta m_i = 0$  is generally an early, simplifying assumption that prevents further insight on the problem at hand. As we shall see, even if the masses of the individual bodies do remain constant physically, the contribution  $\delta m_i$  to the first law is where most of its success comes from.

#### The global quantities

The global quantities involved in the left-hand side of the first law of mechanics always include (1) a notion of mass or energy and (2) a notion of angular momentum. Because of the many different definitions of mass, energy and angular momentum in GR, this can be confusing, especially to compare two different first laws, or even to apply them in a given context. Already in the first law presented above, several notions of mass have been involved: ADM mass, Bondi mass, binding energy, on-shell value of some Hamiltonian, etc. Our goal here is not to give a detailed review of how these quantities are defined and how they differ. Rather, we want to point the reader to valuable information on this topic. In particular: reference [471], which provides a detailed overview of the different global notions of mass, energy and angular momentum; Sec. II.E of [386] which discusses thoroughly the equality between these masses in the PN context, and reference [472]

which discusses and defines conserved, global quantities in the context of diffeomorphism covariant, Lagrangian theories (such as GR).

In the present work, the combination of an approximation scheme and the helical isometry provides, just as in [386], no ambiguity as to the notion of mass and angular momentum used in the first law. In particular, it is always possible to write the left-hand side of the first law as  $\delta Q$ , as we shall do in Sec. 4.3 below, where  $Q$  is the unambiguously well-defined, conserved Noether charge associated to the helical isometry introduced in Chap. 3. Expressing  $\delta Q$  into physical quantities such as the mass and angular momentum is then another problem in itself, which is discussed at the end of Sec. 4.3.

## 4.2.2 A detailed example

Let us start with an application from the first law of mechanics at monopolar order for a binary of point particles, on a circular orbit. As we have seen previously, the first law, in this case, reads

$$\delta M - \Omega \delta J = z_1 \delta m_1 + z_2 \delta m_2, \quad (4.36)$$

where  $M$  and  $J$  are the ADM mass and the total angular momentum, both defined as integrals at spatial infinity. Physically, these two quantities, as well as the redshifts  $z_i$  of the particles, depend on the orbital frequency  $\Omega$  of the binary, and on the masses  $m_i$  of the particles. In what follows, it will be more convenient to work with the “variables”  $(m, \nu, x)$  instead of  $(\Omega, m_1, m_2)$ , where  $m \equiv m_1 + m_2$  is the total mass,  $\nu \equiv m_1 m_2 / m^2$  is the symmetric mass ratio and  $x \equiv (m\Omega)^{2/3}$  is the usual dimensionless, invariant PN parameter adapted to circular orbits. Similarly, instead of the pair  $(M, J)$ , let us introduce

$$\hat{E}(m, \nu, x) \equiv \frac{M - m}{m\nu} \quad \text{and} \quad \hat{J}(m, \nu, x) \equiv \frac{J}{m\nu^2}, \quad (4.37)$$

in which  $\hat{E}$  is the specific (dimensionless) binding energy of the system and  $\hat{J}$  its dimensionless, total angular momentum. Now consider the same system in the framework of the GSF. For example, let us consider a small NS of mass  $m_1$  orbiting a large, Schwarzschild BH of mass  $m_2$ . The mass ratio  $q \equiv m_1/m_2$  is small, and so is the symmetric mass ratio  $\nu$ , since they are related by  $\nu = q/(1+q)^2 = q + O(q^2)$ . Consequently, in the limit  $\nu \rightarrow 0$ , the system approaches that of a test particle of mass  $m_1$  orbiting the large Schwarzschild BH  $m_2$ . Therefore, if we expand the functions  $\hat{E}$ ,  $\hat{J}$  and  $z_i$  in powers of  $\nu$ , we should find

- at zeroth order in  $\nu$ , the contribution from a test-particle following a circular Schwarzschild geodesic (known in closed-form, cf. Sec. 7.3.3 of [81]);
- at first order in  $\nu$ , the correction induced by the (conservative piece of) the first-order gravitational self-force.

Putting these results together, we find that  $\hat{E}$ ,  $\hat{J}$  and  $z \equiv z_1$  (the redshift of the lightest body), have the following expansions

$$\hat{E} = -1 + \frac{1 - 2x}{\sqrt{1 - 3x}} + \nu \hat{E}_{\text{SF}}(x) + O(\nu^2), \quad (4.38a)$$

$$\hat{J} = \frac{1}{\sqrt{x(1 - 3x)}} + \nu \hat{J}_{\text{SF}}(x) + O(\nu^2), \quad (4.38b)$$

$$z = \sqrt{1 - 3x} + \nu z_{\text{SF}}(x) + O(\nu^2), \quad (4.38c)$$

where the leading terms are the classical results for the test-particle limit (namely the circular Schwarzschild geodesic [81]), and  $\hat{E}_{\text{SF}}, \hat{J}_{\text{SF}}, z_{\text{SF}}$  are the unknown, first order self-force corrections. A priori, if one wants to control all the dynamics at linear order in  $\nu$ , this requires three different calculations in the GSF framework, one for each of correction in  $\hat{E}, \hat{J}$  and  $z$ . But thanks to the first law, these three quantities must satisfy a system of PDE's, namely Eq. (4.20), discussed above. When we insert Eqs. (4.38) into this set of PDE's and expand the result at first order in  $\nu$ , we find (1) that the leading-orders pieces (test-particle limit) verify the first law identically, and (2) that the first-order corrections for  $\hat{E}$  and  $\hat{J}$  satisfy

$$\hat{E}_{\text{SF}}(x) = \frac{z_{\text{SF}}(x)}{2} - \frac{x}{3} z'_{\text{SF}}(x) - 1 + \sqrt{1-3x} + \frac{x}{6} \frac{7-24x}{(1-3x)^{3/2}}, \quad (4.39a)$$

$$\hat{J}_{\text{SF}}(x) = -\frac{z'_{\text{SF}}(x)}{3\sqrt{x}} + \frac{1}{6\sqrt{x}} \frac{4-15x}{(1-3x)^{3/2}}, \quad (4.39b)$$

where a prime denotes a derivative with respect to  $x$ . There are several ways in which this first law result could be used. For example, it could be used to check the consistency of a GSF calculation: if one computes all three of  $(\hat{E}, \hat{J}, z)$ , then the resulting expression should satisfy Eqs. (4.39). Alternatively, it can be used to infer from  $z$  the values of  $(\hat{E}, \hat{J})$ : as we can see from Eqs. (4.39), the sole knowledge of the first-order correction to the redshift (the function  $z_{\text{SF}}(x)$ , and thus its derivative), immediately fixes the corrections for  $\hat{E}, \hat{J}$ .

The previous calculation was first performed in [407]. At the time of this publication, the authors could find, in the literature, 55 data points for the function  $x \mapsto z_{\text{SF}}(x)$ , obtained from numerical, GSF calculations, with relative errors smaller than  $10^{-6}$ . Thanks to this data, they reconstructed the function  $x \mapsto \hat{E}(x)$  and  $x \mapsto \hat{J}(x)$ , and used them as a parametric representation for the coordinate-invariant relation  $\hat{E}(\hat{J})$ . This diagram, depicted in Fig. 4.1, allowed to compare their GSF result to the relation  $\hat{E}(\hat{J})$  obtained using other methods, namely a 3PN expansion [473], a result from the EOB(3PN) adiabatic model [474], and an exact (up to numerical errors) result from NR [475]. The result showed remarkable agreement between GSF and NR, both in the weak and strong field regime, for all mass ratios considered.

### 4.2.3 Other applications

The first law of mechanics has been used extensively for a wide variety of problems. We now present a (non-exhaustive) *tour d'horizon* of these applications. Some of them have been done separately by different groups and/or presented in a series of papers: we only refer to a selection of them, and point the reader to [426] for a more exhaustive list references. Lastly, we also mention reference [469] (Sec. 3.4 in particular), which contains an account on most applications of the laws of binary mechanics, with a greater level of details than what is presented below.

#### ISCO/IBCO frequency shift

In the test-particle limit, a small body of mass  $m$  orbiting a Schwarzschild BH of mass  $M$  on a circular orbit moves on a timelike geodesic. For a given value of the BH mass  $M$ , any circular geodesic is characterized by two parameters: the particle's specific angular momentum  $\hat{J}_0$  and energy  $\hat{E}_0$ , associated to the invariance of the Schwarzschild spacetime

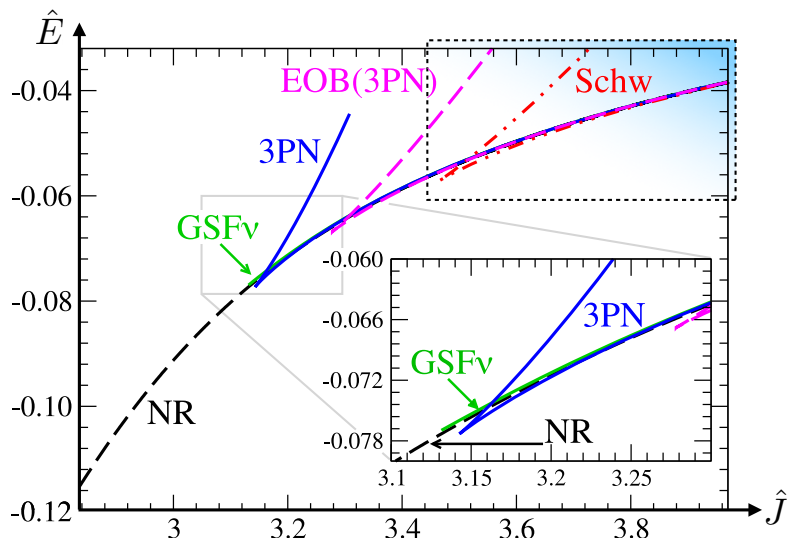


Figure 4.1: A comparison between different approximation schemes (GSF in green, 3PN in blue, EOB in pink) to the exact result of numerical relativity (NR, in black). This comparison is made for an equal mass, nonspinning black hole binary, by plotting the invariant relation  $\hat{E}(\hat{J})$ . The GSF result was inferred from the first law of mechanics, as explained in the text. When the GSF is shut down, a zoom of the top-right, blue rectangular section is given in Fig. 4.2. *Source:* [407].

under spatial rotations and time translations, respectively. Circular orbits are bound orbits, by definition. Therefore, they have negative energy,  $\hat{E}_0 \leq 0$ . Moreover, these circular orbits only exist if the angular momentum satisfies  $\hat{J}_0 \geq \hat{J}_0^{\text{crit}}$  where the critical value can be shown to be  $\hat{J}_0^{\text{crit}} \equiv 2\sqrt{3} \simeq 3.46$  [81]. For a given value of  $\hat{J}_0 > \hat{J}_0^{\text{crit}}$ , there exists exactly two distinct circular orbits: one, closer to the BH, is unstable; while the other one, farther out, is stable. As  $\hat{J}_0$  varies between  $\hat{J}_0^{\text{crit}}$  and  $+\infty$ , these pairs of circular orbits draw two distinct branches in a  $\hat{E}_0$  versus  $\hat{J}_0$  diagram, as depicted in Fig. 4.2.

These two branches of circular orbits define two unique and important orbits. The first one, at the cusp point where the branches meet, is where  $\hat{J}_0 = \hat{J}_0^{\text{crit}}$  and  $\hat{E}_0 = 2\sqrt{2}/3 - 1 \simeq -0.057$ . This is the so-called *innermost stable circular orbit* (ISCO). It is only marginally stable as it belongs to both branches, and is located at  $r = 6M$  in Schwarzschild-Droste coordinates, i.e., three times further than the BH's horizon at  $r = 2M$ . The other important circular orbits is found where the unstable branch (dashed line in Fig. 4.2) intersects the line  $\hat{E}_0 = 0$ , where orbits become unbound. This orbit is the IBCO, for *innermost bound circular orbit*. It corresponds to  $\hat{J}_0 = 4$ , and is located closer to the BH, at  $r = 4M$ . It can be shown [81] that the ISCO and the IBCO have a uniquely defined, invariant orbital frequency given by

$$\Omega_{\text{ISCO}}^{(0)} \equiv \frac{1}{6\sqrt{6}M} \quad \text{and} \quad \Omega_{\text{IBCO}}^{(0)} \equiv \frac{1}{8M}. \quad (4.40)$$

The above discussion and formulae holds in the exact Schwarzschild spacetime. Beyond the test-particle limit, when GSF effects are taken into account, this picture will change and the ISCO and IBCO orbital frequency will slightly change. For example, under the GSF a particle may venture closer to the BH while still remaining on a stable circular orbit. This orbit, of smaller radius than the (unperturbed) ISCO, is associated with an increased angular velocity. In other words, the GSF causes a *frequency shift* of the ISCO.



This shift was first computed numerically in [476] for circular orbits, a result confirmed a few years later by the authors of [407], using a first law calculation similar to that of Sec. 4.2.2. Their result, valid at linear order in the mass ratio  $q \equiv m/M$ , reads  $\Omega_{\text{ISCO}} = \Omega_{\text{ISCO}}^{(0)}[1 + q\Omega_{\text{ISCO}}^{(1)} + O(q^2)]$ , with the test-particle contribution  $\Omega_{\text{ISCO}}^{(0)}$  given in Eq. (4.40), and the first order GSF correction by

$$\Omega_{\text{ISCO}}^{(1)} \equiv \frac{1}{2} + \frac{1}{12\sqrt{2}} \left[ z'_{\text{SF}}(x) - 3z''_{\text{SF}}(x) \right]_{x=1/6}, \quad (4.41)$$

where  $x = 1/6$  corresponds to the (unperturbed) ISCO frequency in the dimensionless, coordinate-invariant variable  $x \equiv (M\Omega)^{2/3}$ . We see that, as for the binding energy and angular momentum in Sec. 4.2.2, the sole knowledge of the redshift  $z_{\text{SF}}$  allows one to compute the GSF correction of the ISCO. Other works of importance studied the GSF-induced ISCO frequency shift in a Schwarzschild background, including [421, 477, 478]. Moreover these calculations have been extended to the case of a Kerr BH, first in [479], and more recently in [480].

Regarding the IBCO, the authors of [481] recently performed a similar comparison, between the GSF/first law prediction, and a direct, numerical evaluation of the GSF. Just like the ISCO calculation, at first order in  $q$  they found that  $\Omega_{\text{IBCO}} = \Omega_{\text{IBCO}}^{(0)}[1 + q\Omega_{\text{IBCO}}^{(1)} + O(q^2)]$ , where this time the first-order correction is

$$\Omega_{\text{IBCO}}^{(1)} \equiv -\frac{1}{2} + \frac{1}{4} \left[ z'_{\text{SF}}(x) - 6z_{\text{SF}}(x) \right]_{x=1/4}. \quad (4.42)$$

Notice the similarity between the ISCO (4.41) and the IBCO (4.42) results, located at  $x = 1/6$  and  $x = 1/4$  respectively. Again, the work presented in [481] showed agreement between the above result (which only requires the numerical calculation of the redshift of a circular orbit) and that obtained by a full numerical integration. This agreement was found for both the frequency shift, as well as the particle's orbital angular momentum shift. These agreements between numerical/analytical and full-numerical results shows two of the most important applications of the first law of mechanics. First, on the practical side, it allows one to benchmark GSF calculations and can be used as consistency-checks for GSF numerical codes. Second, on a more fundamental level, it provides evidence that different notions of energy and angular momentum (in this case, mechanical versus ADM-type) can be identified, at least in this particular GSF context.

## Second-order GSF benchmark

The above comparisons between first-law/GSF and numerical GSF calculations were performed at linear order in the mass ratio  $\nu = m_1 m_2 / m^2$  (or equivalently  $q = m_1 / m_2$ , since  $\nu = q + O(q^2)$ ). However, even if first-order GSF theory should be sufficient to build templates accurate enough for GW *detection*, it is known that a precise *parameter estimations* from the GW signal will require (at least pieces of) the second-order GSF effects. Consequently, pushing GSF calculations to second-order is an intense, ongoing program of research. Although substantial obstacles are still in the way, the first results are slowly becoming available. In particular, the first full, self-consistent, second-order (metric) perturbation calculation of a physical effect, was recently reported in [368]. There, the authors computed the binding energy  $E$  of a quasi-circular EMRI made of a nonspinning object of mass  $m$  around a large BH of mass  $M_{\text{BH}}$ .

As described in Chap. 2, Sec. 2.2.4, in GSF theory such an EMRI is described by extending the test-particle approximation of a small object (mass  $m$ ) orbiting (on a geodesic

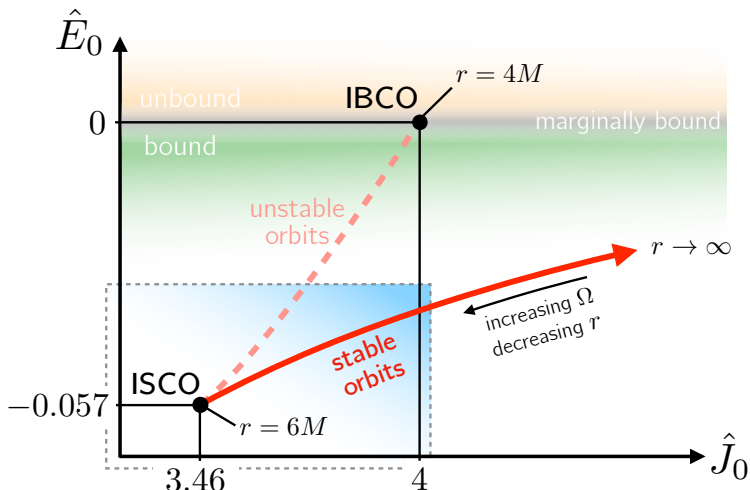


Figure 4.2: The parameter space  $(\hat{E}_0, \hat{J}_0)$  of circular orbits in the Schwarzschild spacetime. Orbits on the upper branch (dashed curve) are unstable, while those on the lower branch are stable. The IBCO is located on the  $\hat{E}_0 = 0$  line of marginally bound orbits, while the ISCO is located at the cusp of the two branches, making it marginally stable. All values given in the diagram are classical results obtained by solving the Schwarzschild geodesic equation (see Chap. 7 of [81] for a nice presentation). The rectangular, blue rectangle corresponds to the one in Fig. 4.1, allowing for an easy visualization of the effect of the GSF on this diagram.

of) a Schwarzschild BH (mass  $M$ ). The natural small parameter of the problem is therefore  $\epsilon \equiv m/M$ . Beyond this geodesic approximation, the central BH is not Schwarzschild anymore, but only approximately so. Similarly, the total (Bondi) mass of the system  $M_B$  is not  $M$  either, as would be the case for  $\epsilon = 0$ . More precisely, it can be shown [368] that  $M_{\text{BH}}$  and  $M_B$  admit a second-order expansion in  $\epsilon$  of the form

$$M_{\text{BH}} = M + \epsilon(1 + \hat{E}_0 + \delta M) + \epsilon^2 M_{\text{BH}}^{(2)} + O(\epsilon^3), \quad (4.43a)$$

$$M_B = M + \epsilon \delta M + \epsilon^2 M_B^{(2)} + O(\epsilon^3) \quad (4.43b)$$

where  $\hat{E}_0$  is the zeroth-order particle's (orbital) energy (second term in (4.38a)) and  $\delta M$  is the change in the background Schwarzschild's black hole mass, which increases due to gravitational radiation falling into it. The second-order pieces in Eqs. (4.43) are given by complicated expressions involving the metric perturbation  $h_{ab}$ , evaluated at the BH's horizon (for  $M_{\text{BH}}^{(2)}$ ) and at future null infinity (for  $M_B^{(2)}$ ). The (specific) binding energy  $\hat{E}^{\text{bind}}$  of the EMRI is then defined as the difference between its Bondi mass  $M_B$  and the individual masses of the bodies  $M_{\text{BH}} + m$ , normalized by the reduced mass  $\mu \equiv M_{\text{BH}}m/(M_{\text{BH}} + m)$ . Expanding in powers of  $\epsilon$  thanks to Eqs. (4.43), it is found that

$$\hat{E}^{\text{bind}} = \hat{E}_0(y) + q\hat{E}_{\text{SF}}^{\text{bind}} + (q^2) \quad (4.44)$$

where  $q \equiv m/M_{\text{BH}}$  and  $y \equiv (M_{\text{BH}}\Omega)^{2/3}$  is the  $x$ -variable introduced earlier adapted to the present context (in fact, one has  $x = y + \frac{2}{3}qy + O(q^2)$ ), and  $\hat{E}_0$  is the leading-order piece

in (4.38a), independent of  $\nu$ . Lastly, the second-order<sup>10</sup> correction  $\hat{E}_{\text{SF}}^{\text{bind}}$  is given by

$$\hat{E}_{\text{SF}}^{\text{bind}} = \hat{M}_{\text{B}}^{(2)} + \hat{M}_{\text{BH}}^{(2)} + \hat{E}_0(y) + \frac{\delta M}{M} \frac{y(1-6)y}{(1-3y)^{3/2}}, \quad (4.45)$$

with  $\hat{M}_{\text{B}}^{(2)} \equiv M_{\text{B}}^{(2)}/M$  and similarly for  $\hat{M}_{\text{BH}}^{(2)}$ . Eq. (4.45), along with a numerical implementation of the computation of the first two-terms (which depend on the second-order metric perturbation) is the real tour-de-force of [368]. The first law of mechanics was then used to check their calculation, by comparing it to the result

$$\hat{E}_{\text{SF}}(y)^{\text{1st law}} = \frac{z_{\text{SF}}(y)}{2} - \frac{y}{3} z'_{\text{SF}}(y) - 1 + \sqrt{1-3y} + \frac{y}{6} \frac{5-12y}{(1-3y)^{3/2}}, \quad (4.46)$$

which is simply obtained by combining Eqs. (4.38a) and (4.39), as well as the link  $x = y + \frac{2}{3}qy + O(q^2)$  between the variables of the two problems. The comparison between Eqs. (4.45) and (4.46) is shown in Fig. 1. of [368] and shows a very good overall agreement, although non-negligible discrepancies are present, and are (most probably) due to the difference between the notions of mass and angular momentum used in the two contexts. After all, the first law was derived in a non-radiative context, whereas the GSF frameworks account for the GWs of the system. In spite of this, and quite remarkably, the first law provided a valuable comparison tool, even in the strong-field regime of an EMRI.

## Cosmic sensor

The cosmic censorship conjecture (CCC), first formulated by Roger Penrose in [91], is the statement that no naked singularity exists in the Universe. This implies, for example, that any spacetime singularity formed by gravitational collapse must be cloaked behind an event horizon. As an elementary example of such a naked singularity, consider the Kerr BH, given by the metric (4.1). In this metric, the BH parameters  $(M, a)$  are required to satisfy the inequality  $a \leq M$ , with the upper limit corresponding to a so-called *extremal* Kerr BH. Now, for illustrative purposes, consider what would happen for  $a > M$ : the location of the event horizon  $\mathcal{H}$ , given by  $r = M + \sqrt{M^2 - a^2}$  in BL-coordinates  $(t, r, \theta, \phi)$ , becomes complex-valued, and the horizon thus “vanishes”, leaving the ring-singularity of the Kerr BH naked.

In light of this heuristics, consider now the more realistic case of a *near-extremal* Kerr BH, i.e., with  $a - M \ll 1$ , undergoing a physical process making its spin increase. This could be the capture of a small body, for example. If the CCC is true, then the capture of the small body *cannot* increase  $a$  to arbitrarily large values. If it led to an overspinning of the BH (i.e.,  $a > M$ ), then the CCC would not be true. A particularly well-suited arena to address this problem is that of GSF theory, in which the effect of a small body on the evolution of the BH parameters  $(M, a)$  can be explicitly computed. Such an analysis was performed by Marta Colleoni, Leor Barack and their collaborators in [482, 483]. In [482], the authors showed that, without GSF corrections, overspinning was possible for a non-negligible region of the parameter space for the problem. Then, accounting for the first-order GSF, they used<sup>11</sup> the first law of mechanics in the perturbed

<sup>10</sup>Even though  $\hat{E}_{\text{SF}}$  may appear like a first-order term (multiplied by  $q$ ), it does contains all second-order perturbations through the masses (4.43).

<sup>11</sup>Strictly speaking, they stumbled upon integral that could not be computed with available GSF codes and data at the time. This integral provided a key information between the asymptotic quantities and the local properties of the particle, which is precisely the type of information the first law provides, *by good fortune*, to quote the authors of [482].

Kerr spacetime (given by combining Eqs. (4.34) and (4.32)) to establish a very simple criterion for whether overspinning was possible or not, in terms of the particle’s energy and the GSF correction to its redshift (see Eq. (104) there). Finally, in [483] a subsequent numerical analysis was led using this criterion. The conclusion is best put by quoting the authors: “*Within the first-order GSF approximation (and excluding deeply bound orbits), equatorial captures generically result in a subextremal post-capture geometry. One can at best achieve extremality, through weak fine-tuning, but overspinning is not possible.*” This result, evidently, is a strong argument in favor of the CCC. The same result was obtained in [484] in the general case, i.e., accounting for all types of orbits.

## PN theory

The fourth post-Newtonian order equations of motion for a binary system of compact objects have been obtained recently and using different, independent methods. First, using the ADM Hamiltonian formalism, the authors of [463, 485, 486] arrived at conclusive 4PN result, albeit with a so-called “ambiguity parameter”, a undetermined constant coefficient whose value could not be fixed by their methods. This parameter was finally computed explicitly in [462] (see also [419]), by comparing the on-shell value of the 4PN Hamiltonian to the binding energy of the system, as computed from a 4PN-accurate GSF calculation that involved the first law of mechanics. Soon after, the Fokker Lagrangian approach was used by a second group [487, 488], arriving at the same result with, this time, the need for two ambiguity parameters<sup>12</sup>. To find the value of these coefficients, the authors used again a comparison from 4PN GSF calculations, this time requiring the use of two first laws, namely that for circular (4.21) and for eccentric (4.23) orbits. It is worth noting that an ambiguity-free derivation (eliminating the need for GSF information) of the full 4PN dynamics has recently been obtained in [395, 489] (see also [195]).

## Informing EOB

The first law has been of particular importance to “calibrate” the potentials that enter the EOB formalism. It was first performed in [421, 490], just after the first publication of the first law for binary mechanics (4.21). It was then extended a few years later to account for spin-orbit couplings [491], as well as eccentric orbits [427, 428, 492]. To illustrate how the first law has helped in this context, we provide a very simple example based on [425].

As we mentioned in Chap. 1, Sec. 1.3.1, the EOB formalism is a semi-analytical framework in which the geometry of a two-body system are mapped to an effective metric which takes the form (here for nonspinning binaries)

$$ds^2 = -A(r) dt^2 + \frac{D(r)}{A(r)} dr^2 + r^2(d\theta^2 + \sin^2\theta d\phi^2), \quad (4.47)$$

where the two potentials  $A, D$  encode the Schwarzschild “deformation”. These are two of the so-called EOB potentials [217], and they depend on the binary’s characteristics, the two masses, in the nonspinning case. Now consider the case where one of the two bodies, say  $m_2$ , is much more massive than the other,  $m_1$ . In the limit case  $q \equiv m_1/m_2 \rightarrow 0$ ,  $m_1$  should

<sup>12</sup>These ambiguity parameters find their origin in the use of regularization schemes for the calculation. Typically, the so-called “UV” divergences arise from the use of point-particle models (introducing a singularity), while “IR” divergences come from the infinite temporal range of the tail effects, discussed in Sec. 4.1.3.

follow a geodesic in a Schwarzschild spacetime of mass parameter  $m_2$ . Consequently, in the small ratio limit, the potentials  $A$  and  $D$  must behave like

$$A = 1 - \frac{2m_2}{r} + \nu a(r) + O(\nu^2) \quad \text{and} \quad D = 1 + \nu d(r) + O(\nu^2), \quad (4.48)$$

where we used the exact Schwarzschild limit  $A = 1 - 2m_2/r$  and  $D = 1$  for the leading order. The functions  $a(r)$  and  $d(r)$  contain all the information on the EOB dynamics at linear order in  $\nu = q + O(q)$ . It is to inform these functions that the first law can be used. In particular, using the first law (4.23) for eccentric orbits, it was shown in [425] that the potentials  $a(r), d(r)$  (and another one entering the EOB Hamiltonian) could be expressed entirely in terms of the sole quantity  $z_{\text{SF}}$ , the leading order GSF correction to the (eccentric orbit) redshift, see Eqs. (5.25)-(5.26) there.

Finally, let us mention the recent works [493, 494], in which the authors extended the above calculation (still based on the “eccentric” first law) to compute coefficients of the 5PN and 5.5PN Hamiltonian of a two-body binary system.<sup>13</sup>

### 4.3 A variational identity

In this section, we derive a general identity that relates the first-order variations of conserved asymptotic quantities in a diffeomorphism invariant theory of gravity—such as GR—to those of hypersurface integrals over the SEM tensor of a generic distribution of matter with compact support. Following a short recollection of some preliminary results in Sec. 4.3.1, a gravity-matter split is performed in Sec. 4.3.2, out of which the variational identity is derived in Sec. 4.3.3. The link to conserved asymptotic quantities is discussed in Sec. 4.3.4, and the arbitrariness of the hypersurface of integration over the SEM tensor is proven in Sec. 4.3.5.

Throughout this section we shall use boldface symbols to denote differential forms defined over a 4-dimensional spacetime manifold. Given an arbitrary differential  $p$ -form  $\mathbf{X} = X_{a_1 \dots a_p}$ , its exterior derivative will be denoted  $d\mathbf{X} = (dX)_{a_1 \dots a_{p+1}}$ .

#### 4.3.1 Preliminaries

Iyer and Wald [470, 495] gave a general derivation of the first law of black hole mechanics for arbitrary vacuum perturbations of a stationary black hole that are asymptotically flat at spatial infinity and regular on the event horizon. This derivation was extended to arbitrary electro-nonvacuum perturbations of charged black holes by Gao and Wald [496], who further derived a “physical process” version of the first law. Here we follow their general strategy, while making appropriate modifications for our nonvacuum perturbations of a nonstationary spacetime with a generic, compactly supported SEM tensor. The following analysis will follow closely that of Iyer [497], except that our background spacetime will not be assumed to be a stationary-axisymmetric black hole solution. For simplicity and definiteness, we shall restrict our analysis to the classical theory of GR in four spacetime dimensions, but most of the calculations hold for a general diffeomorphism invariant theory of gravity in any dimension [497].

Our starting point is the Lagrangian of the theory, taken to be a diffeomorphism invariant 4-form  $\mathbf{L}$  on spacetime, which depends on the metric  $g_{ab}$  and other dynamical

<sup>13</sup>To reach this high PN order, their method uses at once PN, post-Minkowskian, multipolar-post-Minkowskian, GSF and EOB, and is therefore coined the *tutti-frutti* method.

“matter” fields  $\psi$ , denoted collectively as  $\phi \equiv (g, \psi)$ . Let us consider a one-parameter family of spacetimes with metric  $g_{ab}(\lambda)$ . The first-order variation of  $g_{ab}(\lambda)$  is defined as  $\delta g_{ab} \equiv dg_{ab}/d\lambda|_{\lambda=0}$ , and similarly for other dynamical fields. The first-order variation of the Lagrangian  $\mathbf{L}$  can always be written in the form [470, 495–498]

$$\delta \mathbf{L} = \mathbf{E} \delta \phi + d\Theta(\phi, \delta \phi), \quad (4.49)$$

where summation over the dynamical fields (and contraction of the associated tensor indices) is understood in the first term on the right-hand side, and the Euler-Lagrange equations of motion can be read off as  $\mathbf{E}(\phi) = 0$ . The *symplectic potential 3-form*  $\Theta$  is a linear differential operator in the field variations  $\delta \phi$ . Because the Lagrangian is uniquely defined only up to an exact form,  $\mathbf{L} \rightarrow \mathbf{L} + d\mu$ , the symplectic potential is defined only up to  $\Theta \rightarrow \Theta + \delta \mu + d\mathbf{Y}$ , for some arbitrary 3-form  $\mu(\phi)$  and 2-form  $\mathbf{Y}(\phi, \delta \phi)$ .

Now, let  $\xi^a$  denote an arbitrary smooth vector field on the unperturbed spacetime and  $\mathcal{L}_\xi$  the Lie derivative along  $\xi^a$ . From the Lagrangian  $\mathbf{L}$  and its associated symplectic potential  $\Theta$ , we define the *Noether current 3-form*  $\mathbf{J}$  relative to  $\xi^a$  according to

$$\mathbf{J}[\xi] \equiv \Theta(\phi, \mathcal{L}_\xi \phi) - \xi \cdot \mathbf{L}, \quad (4.50)$$

where  $\Theta(\phi, \mathcal{L}_\xi \phi)$  stands for the expression of  $\Theta(\phi, \delta \phi)$  with each occurrence of  $\delta \phi$  replaced by  $\mathcal{L}_\xi \phi$ , and “ $\cdot$ ” denotes the contraction of a vector field with the first index of a differential form, so that  $\xi \cdot \mathbf{L} \equiv \xi^d L_{dabc}$ . The key property of the Noether current (4.50) is that it is closed ( $d\mathbf{J} = 0$ ) if the field equations are satisfied ( $\mathbf{E} = 0$ ) or if the vector field  $\xi^a$  Lie derives all of the dynamical fields ( $\mathcal{L}_\xi \phi = 0$ ). Indeed, taking the exterior derivative of Eq. (4.50) readily gives [498]

$$\begin{aligned} d\mathbf{J}[\xi] &= d\Theta(\phi, \mathcal{L}_\xi \phi) - d(\xi \cdot \mathbf{L}) \\ &= \mathcal{L}_\xi \mathbf{L} - \mathbf{E} \mathcal{L}_\xi \phi - (\mathcal{L}_\xi \mathbf{L} - \xi \cdot d\mathbf{L}) \\ &= -\mathbf{E} \mathcal{L}_\xi \phi, \end{aligned} \quad (4.51)$$

where in the second equality we used the Lagrangian variation  $\mathcal{L}_\xi \mathbf{L} = \mathbf{E} \mathcal{L}_\xi \phi + d\Theta(\phi, \mathcal{L}_\xi \phi)$  [formally analogous to Eq. (4.49)] and Cartan’s magic formula<sup>14</sup>, and  $d\mathbf{L} = 0$  in the third, since  $d\mathbf{L}$  is a 5-form on a 4D manifold.

The form of the Noether current (4.50) can be further specified thanks to the identity (4.51). Indeed, it can be shown [497, 500] that there exists a 3-form (with an extra dual vector index)  $\mathbf{C}_a(\phi)$  that is locally constructed out of the dynamical fields  $\phi$  in a covariant manner, such that the rightmost term in (4.51) reads  $\mathbf{E} \mathcal{L}_\xi \phi = d(\mathbf{C}_a \xi^a)$ , thus implying  $d(\mathbf{J}[\xi] + \mathbf{C}_a \xi^a) = 0$ . Consequently, according to the Poincaré lemma, there exists a 2-form  $\mathbf{Q}[\xi]$  such that the Noether current (4.50) can locally be written in the form

$$\mathbf{J}[\xi] = -\mathbf{C}_a \xi^a + d\mathbf{Q}[\xi]. \quad (4.52)$$

Crucially,  $\mathbf{C}_a = 0$  whenever the equation of motion,  $\mathbf{E} = 0$ , are satisfied. One may view  $\mathbf{C}_a = 0$  as being the constraint equations of the theory which are associated with its diffeomorphism invariance [498]. The ambiguity in  $\Theta$  discussed below (4.49) implies that the Noether current is uniquely defined only up to  $\mathbf{J}[\xi] \rightarrow \mathbf{J}[\xi] + d[\mathbf{Y}(\phi, \mathcal{L}_\xi \phi) - \xi \cdot \mu]$  and

<sup>14</sup>By Cartan’s magic formula we mean  $\mathcal{L}_\xi \mathbf{L} = d(\xi \cdot \mathbf{L}) + \xi \cdot d\mathbf{L}$ . It is due to Élie Cartan (in [499]) and not his son Henri, as it is sometimes claimed in textbooks.

the Noether charge up to  $\mathbf{Q}[\xi] \rightarrow \mathbf{Q}[\xi] + \mathbf{Y}(\phi, \mathcal{L}_\xi \phi) - \xi \cdot \boldsymbol{\mu}$ . As shown in Ref. [470], those ambiguities will not affect the results stated in the following paragraphs, so from now on we shall omit them.

Next, we define the *symplectic current 3-form* by [495]

$$\omega(\phi, \delta_1 \phi, \delta_2 \phi) \equiv \delta_2[\boldsymbol{\Theta}(\phi, \delta_1 \phi)] - \delta_1[\boldsymbol{\Theta}(\phi, \delta_2 \phi)], \quad (4.53)$$

which depends on two linearly independent first-order variations  $\delta_1 \phi$  and  $\delta_2 \phi$  of the fields  $\phi$ . It can be shown that this differential form is closed ( $d\omega = 0$ ) when  $\phi$  is a solution of the field equations and  $\delta_1 \phi$  and  $\delta_2 \phi$  are solutions of the linearized field equations [498]. As discussed in Sec. 4.3.4 below, the symplectic current (4.53) is used to define the notion of a Hamiltonian, which, in turn, gives rise to the notions of total energy and angular momentum.

Now, set  $\delta_1 \phi \equiv \mathcal{L}_\xi \phi$  and let  $\delta_2 \phi \equiv \delta \phi$  correspond to a nearby solution for which  $\delta \xi^a = 0$ , as allowed by the diffeomorphism gauge freedom of GR. Then

$$\begin{aligned} \omega(\phi, \mathcal{L}_\xi \phi, \delta \phi) &= \delta \boldsymbol{\Theta}(\phi, \mathcal{L}_\xi \phi) - \mathcal{L}_\xi \boldsymbol{\Theta}(\phi, \delta \phi) \\ &= \delta \mathbf{J}[\xi] + \xi \cdot \delta \mathbf{L} - (\xi \cdot d\boldsymbol{\Theta} + d(\xi \cdot \boldsymbol{\Theta})) \\ &= d(\delta \mathbf{Q}[\xi] - \xi \cdot \boldsymbol{\Theta}) + \xi \cdot \mathbf{E} \delta \phi - \delta(\mathbf{C}_a \xi^a), \end{aligned} \quad (4.54)$$

where we used the definition (4.50) and Cartan's magic formula in the second equality, as well as the identities (4.49) and (4.52) in the last equality. When the equations of motion are satisfied,  $\mathbf{E} = 0$  and  $\mathbf{C}_a = 0$  imply that the symplectic current (4.54) is exact and thus closed, as mentioned above. Integrating the resulting identity over a hypersurface  $\mathcal{S}$  transverse to  $\xi^a$ , with boundary  $\partial \mathcal{S}$ , and using Stokes' theorem, we obtain the general formula [497]

$$\int_{\mathcal{S}} \omega(\phi, \mathcal{L}_\xi \phi, \delta \phi) = \int_{\partial \mathcal{S}} \delta \mathbf{Q}[\xi] - \xi \cdot \boldsymbol{\Theta}(\phi, \delta \phi). \quad (4.55)$$

The symplectic current in Eq. (4.54) is a linear differential operator in the field variation  $\mathcal{L}_\xi \phi$ . Consequently, if  $\xi^a$  Lie derives *all* of the dynamical fields in the background ( $\mathcal{L}_\xi \phi = 0$ ), then the boundary integral on the right-hand side of Eq. (4.55) vanishes identically.

### 4.3.2 Gravity-matter split

To derive the general variational identity of interest, we shall further split the Lagrangian 4-form  $\mathbf{L}$  of the theory into a purely gravitational (vacuum) part and a matter part:

$$\mathbf{L}(g, \psi) \equiv \mathbf{L}_g(g) + \mathbf{L}_m(g, \psi). \quad (4.56)$$

The vacuum GR Lagrangian  $\mathbf{L}_g$  depends on the metric  $g_{ab}$  and its derivatives and is explicitly given by  $16\pi \mathbf{L}_g = R \boldsymbol{\varepsilon}$ , where  $R$  is the Ricci scalar and  $\boldsymbol{\varepsilon}$  the canonical volume form associated with  $g_{ab}$ . The matter part  $\mathbf{L}_m$  is left unspecified, but is required to depend only on the metric  $g_{ab}$  and the other dynamical "matter" fields  $\psi$ . Following Eq. (4.49), the first-order variation of each Lagrangian in Eq. (4.56) can then be split into a total derivative and a part related to the field equations, according to

$$\delta \mathbf{L}_g = -\frac{1}{16\pi} \boldsymbol{\varepsilon} G^{ab} \delta g_{ab} + d\boldsymbol{\Theta}_g(g, \delta g), \quad (4.57a)$$

$$\delta \mathbf{L}_m = \frac{1}{2} \boldsymbol{\varepsilon} T^{ab} \delta g_{ab} + \mathbf{E}_m(g, \psi) \delta \psi + d\boldsymbol{\Theta}_m(\phi, \delta \phi). \quad (4.57b)$$

Here,  $G_{ab} \equiv R_{ab} - \frac{1}{2}Rg_{ab}$  is the Einstein tensor,  $T_{ab}$  is the SEM tensor and the matter field equations read  $\mathbf{E}_m(\phi) = 0$ . Repeating the analysis performed above in Sec. 4.3.1, separately for the (vacuum) gravity and matter sectors, one can easily show that the gravity and matter Noether currents take the form

$$\mathbf{J}_g[\xi] \equiv \Theta_g(g, \mathcal{L}_\xi g) - \xi \cdot \mathbf{L}_g = -\mathbf{C}_g^a \xi_a + d\mathbf{Q}_g[\xi], \quad (4.58a)$$

$$\mathbf{J}_m[\xi] \equiv \Theta_m(\phi, \mathcal{L}_\xi \phi) - \xi \cdot \mathbf{L}_m = -\mathbf{C}_m^a \xi_a + d\mathbf{Q}_m[\xi]. \quad (4.58b)$$

On the one hand, the vacuum GR contributions are well known and read [470, 495]

$$\Theta_{abc}^g(g, \delta g) = -\frac{1}{16\pi} \varepsilon_{abcd} g^{de} g^{fh} (\nabla_f \delta g_{eh} - \nabla_e \delta g_{fh}), \quad (4.59a)$$

$$J_{abc}^g[\xi] = -\frac{1}{8\pi} \varepsilon_{abcd} \nabla_e \nabla^{[e} \xi^{d]}, \quad (4.59b)$$

$$Q_{ab}^g[\xi] = -\frac{1}{16\pi} \varepsilon_{abcd} \nabla^c \xi^d, \quad (4.59c)$$

$$C_{abce}^g = -\frac{1}{8\pi} \varepsilon_{abcd} G^d{}_e. \quad (4.59d)$$

On the other hand, explicit forms of the matter contributions  $\Theta_m$ ,  $\mathbf{C}_m^a$ ,  $\mathbf{Q}_m$  and  $\mathbf{J}_m$  depend on the particular choice of matter Lagrangian  $\mathbf{L}_m$ . Typical examples include perfect fluids and electromagnetic fields [497, 501]. Importantly, whenever the matter field equations  $\mathbf{E}_m = 0$  are satisfied, the matter constraint simply reduces to [497]

$$C_{abce}^m = \varepsilon_{abcd} T^d{}_e, \quad (4.60)$$

in such a way that the total constraint  $\mathbf{C}^a \equiv \mathbf{C}_g^a + \mathbf{C}_m^a$  in Eq. (4.52) vanishes identically when the Einstein field equation  $G_{ab} = 8\pi T_{ab}$  are satisfied as well.

### 4.3.3 Variational identity

So far we considered an arbitrary smooth vector field  $\xi^a$  defined on a background geometry  $g_{ab}$ . From now on, we shall further assume that  $\xi^a$  is a *Killing field* of the background, such that  $\mathcal{L}_\xi g_{ab} = 0$ . Moreover, as allowed by the diffeomorphism gauge freedom of GR, we shall consider first-order variations for which

$$\delta \xi^a = 0, \quad \text{implying} \quad \mathcal{L}_\xi \delta g_{ab} = 0 \quad \text{and} \quad \mathcal{L}_\xi \delta \xi_a = 0. \quad (4.61)$$

Consequently, the vacuum GR contribution  $\omega_g$  to the symplectic current (4.53) can easily be shown to vanish identically. Indeed, from the explicit expression (4.59a) for the pure gravity part  $\Theta_g$  of the symplectic potential 3-form, we have

$$\omega_g(g, \mathcal{L}_\xi g, \delta g) = -\mathcal{L}_\xi \Theta_g(g, \delta g) = -\Theta_g(g, \mathcal{L}_\xi \delta g) = 0, \quad (4.62)$$

where we used the Lie-dragging along  $\xi^a$  of  $g_{ab}$ ,  $\delta g_{ab}$  and  $\varepsilon_{abcd}$ , as well as the commutation of the covariant derivative  $\nabla_a$  and the Lie derivative  $\mathcal{L}_\xi$ , as shown in Eq. (A.9). Consequently, only the matter part  $\Theta_m$  contributes to (4.53), and we have

$$\begin{aligned} \omega(\phi, \mathcal{L}_\xi \phi, \delta \phi) &= \delta \Theta_m(\phi, \mathcal{L}_\xi \phi) - \mathcal{L}_\xi \Theta_m(\phi, \delta \phi) \\ &= \delta \mathbf{J}_m[\xi] + \xi \cdot \delta \mathbf{L}_m - (\xi \cdot d\Theta_m + d(\xi \cdot \Theta_m)) \\ &= d(\delta \mathbf{Q}_m - \xi \cdot \Theta_m) + \xi \cdot \left( \frac{1}{2} \varepsilon T^{ab} \delta g_{ab} + \mathbf{E}_m \delta \psi \right) - \delta(\mathbf{C}_m^a \xi_a), \end{aligned} \quad (4.63)$$



where we used the definition (4.50) and Cartan's magic formula in the second equality, as well as the Lagrangian variation (4.57b) and (4.52) in the last equality. Equating the expressions (4.54) and (4.63), in which  $\mathbf{Q} = \mathbf{Q}_g + \mathbf{Q}_m$  and  $\Theta = \Theta_g + \Theta_m$ , and imposing the equations of motion ( $\mathbf{E} = 0$ ,  $\mathbf{E}_m = 0$  and  $\mathbf{C} = 0$ ) implies<sup>15</sup>

$$d(\delta\mathbf{Q}_g[\xi] - \xi \cdot \Theta_g) = \frac{1}{2} \xi \cdot \varepsilon T^{ab} \delta g_{ab} - \delta(\varepsilon \cdot T \cdot \xi), \quad (4.64)$$

where we introduced the shorthand  $\varepsilon \cdot T \cdot \xi = \varepsilon_{abcd} T^{de} \xi_e$ . Finally, integrating this equation over a hypersurface  $\mathcal{S}$  transverse to  $\xi^a$ , with boundary  $\partial\mathcal{S}$ , and using Stokes' theorem, we obtain the simple identity

$$\int_{\partial\mathcal{S}} \delta\mathbf{Q}_g[\xi] - \xi \cdot \Theta_g = \frac{1}{2} \int_{\mathcal{S}} \xi \cdot \varepsilon T^{ab} \delta g_{ab} - \delta \int_{\mathcal{S}} \varepsilon \cdot T \cdot \xi. \quad (4.65)$$

This formula is very closely related to Eq. (32) of Ref. [497], valid for nonvacuum perturbations of stationary-axisymmetric black hole solutions in a general diffeomorphism invariant theory of gravity. Equation (4.65) was also written down (without a detailed derivation) in Ref. [387], by adapting Refs. [470, 472, 497], and applied to nonvacuum, nonstationary, nonaxisymmetric perturbations of a Kerr-black-hole-with-a-corotating-moon solution that is asymptotically flat at future null infinity.

### 4.3.4 Asymptotic conserved quantities

#### General case

Up to a numerical prefactor, the Noether (scalar) charge  $Q_\xi$  relative to  $\xi^a$  is defined as the integral of the Noether 2-form (4.59c) over a topological 2-sphere  $\mathcal{U}$  that includes all the matter fields:

$$Q_\xi \equiv \int_{\mathcal{S}} \mathbf{Q}_g[\xi]. \quad (4.66)$$

This charge is conserved in the sense that it does not depend on the choice of integration 2-surface  $S$ . Indeed, if  $\mathcal{U}$  and  $\mathcal{U}'$  denote two such topological 2-spheres, and  $\mathcal{S}$  any hypersurface bounded by  $\mathcal{U}$  and  $\mathcal{U}'$ , then

$$\int_{\mathcal{U}} \mathbf{Q}_g[\xi] - \int_{\mathcal{U}'} \mathbf{Q}_g[\xi] = \int_{\mathcal{S}} d\mathbf{Q}_g[\xi] = -\frac{1}{8\pi} \int_{\mathcal{S}} \varepsilon_{abcd} \nabla_e \nabla^{[e} \xi^{d]} = 0, \quad (4.67)$$

where we successively used Stokes' theorem, Eqs. (4.58a), (4.59b) and (4.59d), the identity  $\nabla_e \nabla^{[e} \xi^{d]} = -R^{cd} \xi_c$  following from Eqs. (3.8) and (A.3), as well as the Einstein equation  $R_{ab} = 0$  over the vacuum region  $\mathcal{S}$  (cf. [502, 503]).

For an asymptotically flat spacetime with no isometry, the formula (4.66) can be evaluated on a topological 2-sphere at spatial infinity. For instance, if  $t^a$  and  $\phi^a$  denote the *asymptotic* Killing vectors associated with the invariance of an asymptotically Minkowskian spacetime under time translations and spatial rotations, then the Noether charge (4.66) gives rise to the notions of Komar mass and Komar angular momentum

$$M_K \equiv 2 \int_{\infty} \mathbf{Q}_g[t] \quad \text{and} \quad J_K \equiv - \int_{\infty} \mathbf{Q}_g[\phi]. \quad (4.68)$$

<sup>15</sup>If  $\xi^a$  Lie derives all the dynamical fields in the background ( $\mathcal{L}_\xi \phi = 0$ ) and not merely the metric  $g_{ab}$ , then the right-hand side of (4.54) and (4.63) vanish identically, yielding  $d(\delta\mathbf{Q}_g[\xi] - \xi \cdot \Theta_g) = -d(\delta\mathbf{Q}_m[\xi] - \xi \cdot \Theta_m)$ . This condition is stronger than merely equating the right-hand sides of Eqs. (4.54) and (4.63), but it gives rise to the same identity (4.64).

For an asymptotically flat spacetime, it can easily be established (see e.g. Ref. [464]) that the Komar angular momentum  $J_K$  is equal to the ADM-like angular momentum  $J$ , also defined as a surface integral at spatial infinity, namely  $J_K = J$ . Under the additional assumption of stationarity, the equality  $M_K = M$  of the Komar mass and the ADM mass was proven long ago [504, 505]. This equality is closely related to a general relativistic generalization of the Newtonian virial theorem [506], and was used as a criterion to compute quasi-equilibrium sequences of initial data for binary black holes [379, 398, 507–510]. Shibata *et al.* [385] showed that the equality  $M_K = M$  holds for a much larger class of spacetimes; in particular, they could relax the restrictive hypothesis of stationarity.

When evaluated at infinity, the boundary term on the left-hand side of the identity (4.65) has the natural interpretation of being the variation of the “conserved quantity” canonically conjugate to the asymptotic symmetry generated by  $\xi^a$ . Indeed, according to the analysis of Refs. [470, 472, 495] (also Sec. 2 in [500]), if a Hamiltonian  $H_\xi$  exists for the dynamics generated by the vector field  $\xi^a$ , then there exists a 3-form  $\mathbf{B}_g$  such that

$$\int_{\infty} \delta \mathbf{H}_g[\xi] - \xi \cdot \Theta_g = \delta H_\xi, \quad \text{with} \quad H_\xi \equiv \int_{\infty} \mathbf{Q}_g[\xi] - \xi \cdot \mathbf{B}_g. \quad (4.69)$$

It can be shown that a necessary and sufficient condition for the existence of a Hamiltonian  $H_\xi$  conjugate to  $\xi^a$  on  $\mathcal{S}$  is that for all solutions  $\phi$  and all pairs of linearized solutions  $\delta_1\phi$  and  $\delta_2\phi$  we have [472]

$$\int_{\partial\mathcal{S}} \xi \cdot \omega(\phi, \delta_1\phi, \delta_2\phi) = 0. \quad (4.70)$$

Finally, by combining (4.65) and (4.69), we conclude that if the hypersurface  $\Sigma$  has no inner boundary (corresponding to the intersection of  $\Sigma$  with the horizon of a black hole), then the variation of the conserved Noether charge associated with  $\xi^a$  is related to the energy-momentum content through

$$\delta H_\xi = \delta \int_{\mathcal{S}} \varepsilon_{abcd} T^{de} \xi_e - \frac{1}{2} \int_{\mathcal{S}} \varepsilon_{abcd} \xi^d T^{ef} \delta g_{ef}. \quad (4.71)$$

This variational formula is valid for a generic “matter” source with compact support. This is the most important (new) result of this chapter, as it will be the basis of all calculations for the derivation of the first law in the next chapter. In particular, we shall be interested in applying this general result to a binary system of spinning compact objects, modeled within the multipolar gravitational skeleton formalism reviewed in Chap. 2, up to dipolar order.

### Helical isometry

As mentioned earlier, in general neither  $t^a$  nor  $\phi^a$  in (3.7) is a Killing vector. If the spacetime is asymptotically flat, however, then  $t^a$  and  $\phi^a$  are *asymptotically* Killing, with the normalization  $t^a t_a \rightarrow -1$  at infinity, and the surface integral at spatial infinity of the 2-form  $\mathbf{Q}_g[k]$  yields the conserved charge associated with the generator (3.7), namely (cf. Eq. (4.68))

$$\int_{\infty} \mathbf{Q}_g[k] = \frac{1}{2} M_K - \Omega J_K = \frac{1}{2} M_K - \Omega J. \quad (4.72)$$

The curious relative factor of two is related to the famous Komar “anomalous factor” entering the definitions of the Komar mass and angular momentum [470, 511].

Moreover, according to the general result (4.69), the boundary term at spatial infinity in the identity (4.65) yields a linear combination of the conserved charges associated with the asymptotic symmetry generators  $t^a$  and  $\phi^a$ , namely<sup>16</sup>

$$\int_{\infty} (\delta \mathbf{Q}_{\mathbf{g}}[k] - k \cdot \Theta_{\mathbf{g}}) = \delta \int_{\infty} (\mathbf{Q}_{\mathbf{g}}[k] - k \cdot \mathbf{B}_{\mathbf{g}}) = \delta H_k = \delta M - \Omega \delta J, \quad (4.73)$$

The formula (4.73) is consistent with the results of Ref. [381], obtained from a related analysis.

Finally, combining (4.65) and (4.73), we conclude that for a helically symmetric space-time, the variations of the total mass and angular momentum are related to the energy-momentum content through

$$\delta M - \Omega \delta J = \delta \int_{\mathcal{S}} \varepsilon_{abcd} T^{de} k_e - \frac{1}{2} \int_{\mathcal{S}} \varepsilon_{abcd} k^d T^{ef} \delta g_{ef}. \quad (4.74)$$

The generalized first law (4.74) is valid for a generic “matter” source with compact support, whose energy-momentum tensor  $T^{ab}$  must be compatible with the helical isometry,  $\mathcal{L}_k T^{ab} = 0$ . The variational formula (4.74) holds, in particular, for perfect fluids. In this work, we shall be interested in applying this general formula to a binary system of spinning compact objects, modeled within the multipolar gravitational skeleton formalism, up to dipolar order, as described in Chap. 2.

### 4.3.5 Arbitrariness of the hypersurface

Before closing this chapter, let us show that the integrals appearing in the right-hand side of (4.71) are independent of the choice of hypersurface  $\mathcal{S}$ , and hence of “time.” It will prove convenient to introduce special notations for these hypersurface integrals, namely

$$I(\mathcal{S}) \equiv - \int_{\mathcal{S}} \varepsilon_{abcd} T^{de} \xi_e = \int_{\mathcal{S}} T^{ab} \xi_b \, d\Sigma_a, \quad (4.75a)$$

$$K(\mathcal{S}) \equiv - \int_{\mathcal{S}} \varepsilon_{abcd} \xi^d T^{ef} \delta g_{ef} = \int_{\mathcal{S}} T^{ab} \delta g_{ab} \xi^c \, d\Sigma_c, \quad (4.75b)$$

where  $d\Sigma_a$  is the (hyper)surface element normal to  $\mathcal{S}$ . The integral  $I$  is simply the flux across  $\mathcal{S}$  of the conserved Noether current  $T^{ab} \xi_b$  associated with the Killing field  $\xi^a$ . The integral  $K$ , which involves the perturbed metric  $\delta g_{ab}$ , has no such simple physical interpretation. To show that these integrals are invariant with respect to  $\mathcal{S}$ , consider  $\Delta I \equiv I(\mathcal{S}_1) - I(\mathcal{S}_2)$  and  $\Delta K \equiv K(\mathcal{S}_1) - K(\mathcal{S}_2)$ , where  $\mathcal{S}_1, \mathcal{S}_2$  are two arbitrary spacelike hypersurfaces. Let also  $\mathcal{V}$  denote the volume bounded by  $\mathcal{S}_1$  and  $\mathcal{S}_2$  and  $\mathcal{T}$  a worldtube that includes the support of  $T^{ab}$ . Then, by using Stokes’ theorem and the Leibniz rule, we readily find

$$\Delta I = \int_{\mathcal{V}} \nabla_a (T^{ab} \xi_b) \, dV = \int_{\mathcal{V}} [(\nabla_a T^{ab}) \xi_b + T^{ab} \nabla_{(a} \xi_{b)}] \, dV = 0, \quad (4.76a)$$

$$\Delta K = \int_{\mathcal{V}} \nabla_c (\xi^c T^{ab} \delta g_{ab}) \, dV = \int_{\mathcal{V}} [(\mathcal{L}_{\xi} T^{ab}) \delta g_{ab} + T^{ab} \mathcal{L}_{\xi} \delta g_{ab}] \, dV = 0, \quad (4.76b)$$

<sup>16</sup>Asymptotically, the Killing vector field (3.7) reduces to a linear combination of the generators  $t^a$  and  $\phi^a$  of time translations and spatial rotations, such that  $\Omega$  should be treated as a constant while evaluating the surface integral (4.73).

where  $dV$  is the invariant volume element. We used the local conservation of energy and momentum,  $\nabla_a T^{ab} = 0$ , together with Killing's equation  $\nabla_{(a} \xi_{b)} = 0$ , which implies  $\nabla_c \xi^c = 0$ , the gauge choice  $\delta k^a = 0$ , and finally  $\mathcal{L}_\xi T^{ab} = 0$ .

As a final note, we mention that both integrals (4.75) are also invariant under Lie-dragging of the hypersurface  $\mathcal{S}$  in the direction of  $\xi^a$ . Given a spacelike hypersurface  $\mathcal{S}$  and a small positive number  $\epsilon$ , let  $\mathcal{S}_\epsilon$  denote the hypersurface obtained by Lie-dragging  $\mathcal{S}_0$  along the direction  $\epsilon \xi^a$ . With the shorthands  $I_0 \equiv I(\mathcal{S}_0)$ ,  $I_\epsilon \equiv I(\mathcal{S}_\epsilon)$  and  $\dot{I} \equiv \lim_{\epsilon \rightarrow 0} (I_\epsilon - I_0)/\epsilon$ , we have

$$\dot{I} = - \int_{\mathcal{S}_0} \mathcal{L}_\xi(\epsilon_{abcd} T^{de} \xi_e) = 0, \quad (4.77a)$$

$$\dot{K} = - \int_{\mathcal{S}_0} \mathcal{L}_\xi(\epsilon_{abcd} \xi^d T^{ef} \delta g_{ef}) = 0, \quad (4.77b)$$

as a consequence of the Leibniz rule,  $\mathcal{L}_\xi \epsilon_{abcd} = 0$  and  $\mathcal{L}_\xi T^{ab} = 0$  and Eq. (4.61). The fact that the right-hand side of Eq. (4.71) is invariant under Lie-dragging in the direction of  $\xi^a$  is consistent with the invariance (4.76) of  $I$  and  $K$  on the choice of hypersurface.



## The First Law at dipolar order

*Comme une pierre que l'on jette dans l'eau vive d'un ruisseau, et qui laisse derrière elle des milliers de ronds dans l'eau. Comme un manège de lune avec ses chevaux d'étoiles, comme un anneau de Saturne, un ballon de carnaval. Comme le chemin de ronde que font sans cesse les heures, le voyage autour du monde d'un tournesol dans sa fleur.*

M. LEGRAND,  
*Les Moulins de mon Cœur (1968)*



THIS chapter is dedicated to the derivation of the first law of mechanics, for a system of two spinning, massive points particles. It relies on a number of results that have been obtained in the previous chapters, in particular: (1) the skeleton stress-energy-momentum tensor of a dipolar particle discussed in Chap. 2; (2) a number of key, geometrical identities derived from the helical isometry in Chap. 3, and (3) the generalized first law of mechanics valid for an arbitrary distribution of matter obtained in Chap. 4. First, we provide a detailed and explicit computation of the first law in Sec. 5.1 in terms of the particle's multipoles. The derivation is fully covariant, and the result free of any spin supplementary condition. Then, we rewrite it in terms of geometrical scalars associated to the helical Killing field, and scalar multipoles in Sec. 5.2. Lastly, in Sec. 5.3 we discuss how our result compares (and reduces) to the Hamiltonian first law of mechanics found in the literature.

## 5.1 Derivation

In this first section we derive the first law of mechanics, for a binary system of dipolar particles moving along an exactly circular orbit. We begin in Sec. 5.1.1 by choosing the spacelike hypersurface of integration in order to simplify the calculations. Then, from the integral form of the first law derived in Sec. 4.3, we compute in Sec. 5.1.2 the two integrals that appear in the right-hand side of (4.74). The resulting expressions are simplified algebraically in Sec. 5.1.3, and those results are combined in Sec. 5.1.4 to establish the final formula. Throughout this section we do *not* impose the SSC (2.64) to keep the results as general as possible.

*Note:* the derivation presented in this chapter relies heavily on a large number of identities established in Chap. 2, in particular Sec. 2.3. There, these formulae were written for a quadrupolar particle. For the remaining of this chapter, in which we limit ourselves to the dipolar case, any quadrupolar term (i.e., one that includes a contribution with  $J^{abcd}$ ) imported from Chap. 2 will be systematically set to zero.

### 5.1.1 Choice of spacelike hypersurface

We proved in Chap. 3, Sec. 4.3 that the right-hand side of the identity (4.74) does not depend on the choice of spacelike hypersurface  $\mathcal{S}$ . We may thus conveniently choose this hypersurface such that, for each particle, the Killing field  $k^a$  is orthogonal to  $\mathcal{S}$  at the intersection point  $\mathcal{P} \equiv \mathcal{S} \cap \gamma$ , i.e.

$$k^a \stackrel{\mathcal{P}}{=} |k|n^a, \quad (5.1)$$

where  $n^a$  is the future-directed, unit normal to  $\mathcal{S}$ . Since  $k^a|_\gamma = zu^a$ , this implies  $n^a|_{\mathcal{P}} = u^a$  and  $|k|_{\mathcal{P}} = z$ , where the redshift parameter  $z$  was shown in Chap. 3, Sec. 3.2.1 to be constant along  $\gamma$ . More generally, one may introduce a foliation of the spacetime manifold  $\mathcal{E}$  by a family of spacelike hypersurfaces  $(\mathcal{S}_t)_{t \in \mathbb{R}}$  such that Eq. (5.1) holds at *any* point  $\mathcal{P} \in \gamma$ , so that

$$k^a \stackrel{\gamma}{=} |k|n^a, \quad (5.2)$$

where  $n^a$  is the future-directed, unit normal to the family  $(\mathcal{S}_t)_{t \in \mathbb{R}}$  of spacelike hypersurfaces, such that  $n^a|_\gamma = u^a$ . Along  $\gamma$ , the norm  $|k|_\gamma = z$  of the helical Killing field then plays the role of a constant lapse function, and  $k^a$  that of the normal evolution vector (see, e.g., Ref. [512]). According to our findings in Chap. 3, we then have  $\mathcal{L}_k n^a|_\gamma = 0$ , such that the extrinsic curvature vanishes at any point along  $\gamma$ :

$$K_{ab} \equiv -\frac{1}{2}\mathcal{L}_n \gamma_{ab} \stackrel{\gamma}{=} -\frac{1}{2|k|}\mathcal{L}_k \gamma_{ab} \stackrel{\gamma}{=} -\frac{1}{|k|}n_{(a}\mathcal{L}_k n_{b)} \stackrel{\gamma}{=} 0, \quad (5.3)$$

where  $\gamma_{ab} \equiv g_{ab} + n_a n_b$  is the induced metric on any spacelike hypersurface of the foliation, so that  $n^a \gamma_{ab} = 0$ . By combining (5.3) with the equalities  $n_a|_\gamma = u_a$  and  $n'_a|_\gamma \equiv n^c \nabla_c n_a|_\gamma = \dot{u}_a$ , the usual 3+1 formula for the gradient of the unit normal to  $\mathcal{S}$  becomes [512]

$$\nabla_a n_b = -K_{ab} - n_a n'_b \stackrel{\gamma}{=} -u_a \dot{u}_b. \quad (5.4)$$

We emphasize that Eqs. (5.2)–(5.4) are valid only along the worldline  $\gamma$ , and thus in particular at the intersection point  $\mathcal{P} = \mathcal{S} \cap \gamma$  with a given hypersurface  $\mathcal{S}$ . Most importantly, one cannot choose the hypersurface  $\mathcal{S}$  such that (5.1) holds in an open neighborhood of  $\mathcal{P}$ . This is closely related to the helical nature of the Killing vector field (3.7), whose

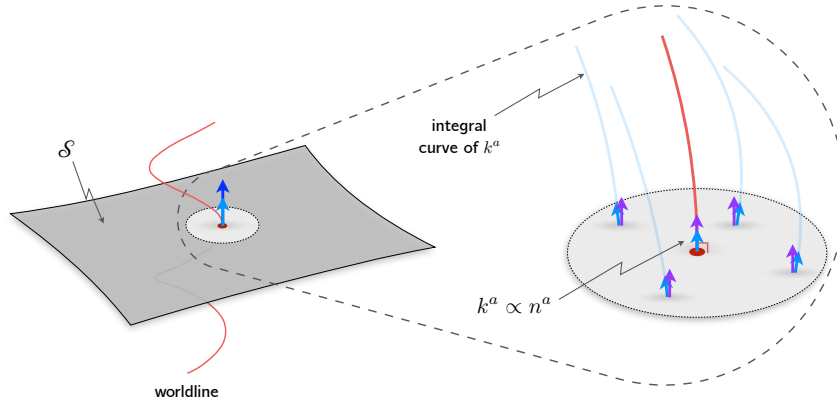


Figure 5.1: The normal  $n^a$  of the integration hypersurface  $\mathcal{S}$  is parallel to the four-velocity  $u^a$  (and thus to  $k^a = zu^a$ ) only at the intersection point  $\mathcal{P} \equiv \gamma \cap \mathcal{S}$ . Elsewhere, the vector fields  $k^a$  and  $n^a$  are not tangent, due to the helical nature of the former.

twist (3.54) does not vanish everywhere, and which, by Frobenius' theorem, cannot be hypersurface orthogonal [354].

### 5.1.2 Hypersurface integrals

In this subsection, we provide integrated expressions for the integrals  $I$  and  $K$  that appear in the right-hand side of the first law, as given in the form (4.74). To avoid being repetitive, we shall detail the calculation for  $I$  only, and merely quote the final result for  $K$ .

We begin by substituting the dipolar SEM tensor (2.58) into the definition (4.75a) of  $I$  to obtain

$$I = \int_{\mathcal{S}} \int_{\gamma} u^{(a} p^{b)} k_b \delta_4 d\tau d\Sigma_a + \int_{\mathcal{S}} \int_{\gamma} \nabla_c (u^{(a} S^{b)c} \delta_4) k_b d\tau d\Sigma_a. \quad (5.5)$$

To evaluate those two integrals, it is convenient to consider the foliation  $(\mathcal{S}_t)_{t \in \mathbb{R}}$  introduced above, and to choose for  $\mathcal{S}$  one of the leaves of this foliation, say  $\mathcal{S}_{t_0}$  for some fixed  $t_0 \in \mathbb{R}$ . We recall that  $n^a$  denotes the future-directed, unit normal to any leaf  $\mathcal{S}_t$  and  $\gamma_{ab} \equiv g_{ab} + n_a n_b$  the induced metric on  $\mathcal{S}_t$ . After performing the change of variable  $\tau \rightarrow t$ , while using standard 3+1 formulae [512]  $d\tau = N dt$ ,  $d\Sigma_a = -n_a \sqrt{\bar{\gamma}} d^3x$  and  $N\sqrt{\bar{\gamma}} = \sqrt{-g}$ , where  $N$  is the lapse function,  $\bar{\gamma} \equiv \det(\gamma_{ij})$  and  $g \equiv \det(g_{\alpha\beta})$ , we obtain

$$I = - \int_{\mathcal{E}} u^{(a} p^{b)} k_b n_a \delta_4 dV - \int_{\mathcal{E}} \nabla_c (u^{(a} S^{b)c} \delta_4) k_b n_a dV, \quad (5.6)$$

with  $dV = \sqrt{-g} dt d^3x$  the invariant 4-volume element over  $\mathcal{E} = \bigcup_{t \in \mathbb{R}} \mathcal{S}_t$ . The first integral in (5.6) can readily be evaluated by using the defining property (A.15) of the invariant Dirac distribution  $\delta_4$ . Using the Leibniz rule and applying Stokes' theorem to the second integral yields

$$\int_{\mathcal{E}} \nabla_c (u^{(a} S^{b)c} \delta_4) k_b n_a dV = \int_{\partial\mathcal{E}} u^{(a} S^{b)c} k_b n_a \delta_4 d\Sigma_c - \int_{\mathcal{E}} u^{(a} S^{b)c} \nabla_c (k_b n_a) \delta_4 dV. \quad (5.7)$$

The boundary term vanishes because its support is restricted to the single point  $\mathcal{P} = \gamma \cap \mathcal{S}$ , which does not intersect the boundary  $\partial\mathcal{E}$  of the manifold  $\mathcal{E}$ . The remaining integral over



$\mathcal{E}$  in (5.7) can be evaluated once again by means of the property (A.15). Finally, we obtain the expression

$$I = -u^{(a}p^{b)}k_b n_a + u^{(a}S^{b)c}\nabla_c(k_b n_a). \quad (5.8)$$

For the integral  $K$  defined in Eq. (4.75b) we follow the exact same steps, i.e., we perform a 3+1 decomposition, integrate by parts, apply Stokes' theorem, and lastly we use Eq. (A.15). We obtain the integrated formula

$$K = p^a k^b \delta g_{ab} + u^b S^{cd} \nabla_d (k^a n_a \delta g_{bc}). \quad (5.9)$$

It should be understood that Eqs. (5.8)–(5.9) are to be evaluated at the point  $\mathcal{P}$ . Therefore, in the first term in the right-hand side of Eq. (5.8), one may freely use (5.1), which implies in particular  $n^a|_{\mathcal{P}} = u^a$ . However, those relations cannot be used in the second term in the right-hand side of Eqs. (5.8) and (5.9), because the formula (5.1) is only valid at  $\mathcal{P}$ , and not in an open neighborhood of it. Finally, we note that the expressions (5.8) and (5.9) hold irrespective of a particular choice of SSC.

### 5.1.3 Algebraic reduction of $I$ and $K$

We shall now simplify algebraically the expressions (5.8)–(5.9) for the integrals  $I$  and  $K$ . We start with the result (5.8). First, as  $u^a n_a = -1$  and  $k_b n_a = k_a n_b$  at  $\mathcal{P}$  by virtue of (5.1), the first term is simply  $p^a k_a$ . For the second term, we expand the symmetry in  $u^{(a}S^{b)c}$  and the gradient  $\nabla_c(k_b n_a)$  by the Leibniz rule. This gives

$$I = p^a k_a + \frac{1}{2}(u^a S^{bc} + u^b S^{ac})(n_a \nabla_c k_b + k_b \nabla_c n_a). \quad (5.10)$$

By substituting the formula (5.4) into Eq. (5.10), while using Killing's equation  $\nabla_{(a}k_{b)} = 0$ , the helical constraint  $k^a|_{\gamma} = zu^a$ , which implies  $u^a k_a = -z$  and  $\dot{k}^a = zu^a$ , as well as  $n^a|_{\mathcal{P}} = u^a$  and the orthogonality  $u^a \dot{u}_a = 0$ , we readily obtain the simple expression

$$I = p^a k_a - D^a \dot{k}_a + \frac{1}{2}S^{ab} \nabla_a k_b, \quad (5.11)$$

where we recall that  $D^a = -S^{ab}u_b$  is the mass dipole moment with respect to  $\gamma$ . Lastly, we can simplify the first term on the right-hand side of (5.11) by using the equality  $k_a|_{\mathcal{P}} = zu_a$  and the definition (2.60) of the rest mass  $m$ , and use Leibniz rule combined with the constraint  $D^a u_a = 0$ , yielding

$$I = -mz + \dot{D}^a k_a + \frac{1}{2}S^{ab} \nabla_a k_b. \quad (5.12)$$

Next we turn to the simplification of  $K$ . We start with equation (5.9) by expanding the covariant derivative in the second term by the Leibniz rule. This gives

$$K = p^b k^c \delta g_{bc} - [(\nabla_d k^a)n_a \delta g_{bc} - k^a(\nabla_d n_a)\delta g_{bc} - k^a n_a \nabla_d \delta g_{bc}]S^{db}u^c, \quad (5.13)$$

of which we will consider the three terms in brackets separately. For the first term, we use Killing's equation  $\nabla_{(a}k_{b)} = 0$ , as well as  $n^a|_{\mathcal{P}} = u^a$ , so that we can write  $(\nabla_d k^a)n_a|_{\mathcal{P}} = -z\dot{u}_d$ . The second one vanishes, since by Eqs. (3.30) and (5.4) it is proportional to  $u^a \dot{u}_a = 0$ . In the third term, we use  $k^a n_a|_{\mathcal{P}} = -z$ . Renaming some indices and using  $k^c|_{\mathcal{P}} = zu^c$  in the remaining terms yields

$$K = (p^a - S^{ab}\dot{u}_b)\delta k_a + S^{ab}k^c \nabla_a \delta g_{bc}, \quad (5.14)$$

where we have also used  $k^c \delta g_{bc} = \delta k_b$ , this last equality coming from Eq. (4.61) with  $\xi^a = k^a$ . Now let us focus on the first term in the right-hand side of (5.14). First we substitute the formula (2.61) and simplify the result by using the antisymmetry of  $S^{ab}$  and the Leibniz rule, so that

$$(p^a - S^{ab} \dot{u}_b) \delta k_a = m u^a \delta k_a + \dot{D}^a \delta k_a. \quad (5.15)$$

Second, we use in the right-hand side of (5.15) the identity  $u^a \delta k_a = -2\delta z$ , which is derived by applying Eqs. (4.61) and (3.30) to the equality  $u^a k_a = -z$ . Substituting all this into (5.14) gives the following final formula for the integral (4.75b):

$$K = -2m\delta z + \dot{D}^a \delta k_a + S^{ab} k^c \nabla_a \delta g_{bc}. \quad (5.16)$$

The formulae (5.12) and (5.16) for  $I$  and  $K$  are consistent with the results established in Sec. 4.3, for their integral forms (4.75). Indeed, the right-hand sides of (5.12) and (5.16) are independent of the normal vector  $n^a$ , and thus of the choice of hypersurface of integration. Moreover, these expressions only involve Lie-dragged quantities: the tensors  $k^a$ ,  $\delta k_a$  and  $\delta g_{ab}$  were shown to be Lie-dragged in Sec. 4.3, while the velocity  $u^a$  and the multipoles  $(p^a, S^{ab})$  were shown to be Lie-dragged in Chap. 3, Sec. 3.2.2, and  $z$  and  $m$  are constants of motion. The only term for which we did not prove conservation thus far is  $\dot{D}^a k_a$ . Fortunately, this can be done thanks to a combination of identities established in Chap. 2. Indeed, we have

$$D^a \ddot{k}_a = D^a (\dot{u}^b \nabla_b k_a) = -(D^a \nabla_a k_b) \dot{u}^b = (k^a \nabla_a D_b) \dot{u}^b = -\dot{D}_b \dot{k}^b, \quad (5.17)$$

where we used successively  $\ddot{k}_a = \dot{u}^b \nabla_b k_a$  (which follows from the Kostant formula (3.9)), Killing's equation (3.8), the Lie-dragging of the mass dipole (3.50), and the equality  $\dot{k}_a = z \dot{u}_a$  (which follows from (3.30)). Equation (5.17) readily implies that  $(D^a k_a)' = 0$ , thanks to the Leibniz rule, and therefore each term on the right-hand side of (5.13) is separately conserved along  $\gamma$ .

Combining all those results with the commutation of the Lie and covariant derivatives (3.10), we find, as expected,

$$\dot{I} = z^{-1} \mathcal{L}_k I = 0 \quad \text{and} \quad \dot{K} = z^{-1} \mathcal{L}_k K = 0. \quad (5.18)$$

As a final note, let us mention that up to the conserved dipolar term  $D^a \dot{k}_a$ , the conserved integral (4.75a) is found to coincide with the Killing energy of a pole-dipole particle, a constant of motion in the dynamics of dipolar particles, whose constancy is naturally encoded in the GKF formalism [345, 346] (recall the discussion in Chap. 2, Sec. 2.2.3).

#### 5.1.4 Linear combination of $I$ and $K$

We are finally ready to combine the previous results for  $I$  and  $K$  in order to compute the quantity  $\delta W \equiv -\delta I + K/2$  which appears in the right-hand side of the variational identity (4.74). Combining the variation of Eq. (5.12) with (5.16) readily gives

$$\delta W = \delta(mz) - \delta(\dot{D}^a k_a) - \frac{1}{2} \delta(S^a_b \nabla_a k^b) - m\delta z + \frac{1}{2} \dot{D}^a \delta k_a + \frac{1}{2} S^{ab} k^c \nabla_a \delta g_{bc}. \quad (5.19)$$

Combining the first and fourth terms yields the monopolar contribution  $z\delta m$ . By expanding the third term and factorizing by the spin tensor  $S^{ab}$  we obtain, after renaming some indices,

$$\delta W = z\delta m - k_a \delta \dot{D}^a - \frac{1}{2} \dot{D}^a \delta k_a - \frac{1}{2} \nabla_a k^b \delta S^a_b - \frac{1}{2} S^{ab} [g_{bc} \delta(\nabla_a k^c) - k^c \nabla_a \delta g_{bc}]. \quad (5.20)$$

The last step is to show that the last term in the right-hand side vanishes identically. The easiest way is to compute the commutator of  $\delta$  and  $\nabla_a$  applied to both  $g_{bc}$  and  $k^c$ , while expressing  $\nabla_a$  in terms of partial derivatives and Christoffel symbols (any coordinate system will do). Then, using (4.61) and the condition  $\nabla_a g_{bc} = 0$  of metric compatibility, one gets  $g_{bc} \delta(\nabla_a k^c) - k^c \nabla_a \delta g_{bc} = k_c \delta \Gamma^c_{ab}$ , which is symmetric under  $a \leftrightarrow b$ . But since it is contracted with  $S^{ab} = S^{[ab]}$ , the whole term vanishes identically. At last, we find

$$\delta W = z \delta m - k_a \delta \dot{D}^a - \frac{1}{2} \dot{D}^a \delta k_a - \frac{1}{2} \nabla_a k^b \delta S^a_b. \quad (5.21)$$

To obtain the first law of binary mechanics in its final form, we note that the result (5.21) is valid for a single dipolar particle in the binary system. Given the definitions (4.75) of  $I$  and  $K$ , as well as the linearity of the first law (4.74) with respect to the SEM tensor, we have  $\delta M - \Omega \delta J = \delta W_1 + \delta W_2$ , where  $\delta W_i$  is given by Eq. (5.21) and corresponds to the contribution of particle  $i \in \{1, 2\}$  to the binary system. Our final result thus reads

$$\delta M - \Omega \delta J = \sum_i \left( z_i \delta m_i - \frac{1}{2} \nabla_a k^b \delta S^a_{i b} - k_a \delta \dot{D}_i^a - \frac{1}{2} \dot{D}_i^a \delta k_a \right), \quad (5.22)$$

where  $z_i$ ,  $m_i$ ,  $S^a_{i b}$  and  $D_i^a$  are the redshift, the rest mass, the spin tensor and the mass dipole of the  $i$ th particle, respectively.

The variational formula (5.22) is one of the most important results of this chapter. Let us comment on this particular form of the first law of binary mechanics. First, in the simplest case of a binary system of nonspinning particles, for which  $S^a_{i b} = 0$ , which implies  $D_i^a = 0$ , Eq. (5.22) reduces to the standard result already established in Ref. [386], albeit by following a different route. Second, Eq. (5.22) is *exact* to dipolar order, in the sense that no truncation in the spin tensor has been performed. Third, by imposing the SSC (2.64), the last two terms in the right-hand side of (5.22) vanish identically, and the first law takes the simple form

$$\delta M - \Omega \delta J \stackrel{\text{SSC}}{=} \sum_i |k| \delta m_i - \frac{1}{2} \sum_i (\nabla_a k^b) \delta S^a_{i b}, \quad (5.23)$$

where we used the fact that the redshift  $z_i$  coincides with the norm of the Killing field along the worldline  $\gamma_i$ , and we recall that  $m_i = -p_i^a u_a^i$ . Equation (5.23) naturally suggests that, at higher multipolar order, the right-hand side of the first law may take the form of a multipolar expansion, with multipole index  $\ell$ , that reads schematically (getting rid of spacetime indices)

$$\delta M - \Omega \delta J \sim \sum_i \sum_{\ell \geq 0} \underbrace{(\nabla \dots \nabla k)}_{\ell \text{ derivatives}} \delta Q_i^{(\ell)}. \quad (5.24)$$

## 5.2 Spin precession

In this section, we will focus on a *single* dipolar particle of the binary system and introduce an orthonormal tetrad along its worldline  $\gamma$ . Combined with the SSC (2.64), this will allow us to define an Euclidean 3-vector associated with the covariant spin  $S^a$  of the particle. We then discuss the evolution along  $\gamma$  of this 3-vector, with respect to a preferred frame that is Lie-dragged along  $\gamma$ . This will allow us, in the next section, to formulate the first law (5.23) in terms of scalar quantities.

### 5.2.1 Orthonormal tetrad

We introduce an orthonormal tetrad  $(e_\alpha^a) = (e_0^a, e_i^a)$ , where  $e_0^a = u^a$  is taken to coincide with the 4-velocity along  $\gamma$ , while the italic Roman subscript  $i \in \{1, 2, 3\}$  labels the spacelike vectors of the triad  $(e_1^a, e_2^a, e_3^a)$ . By construction, those four vectors satisfy the orthonormality conditions

$$g_{ab}e_i^ae_j^b = \delta_{ij} \quad \text{and} \quad g_{ab}e_i^au^b = 0, \quad (5.25)$$

and  $u^au_a = -1$ , where  $\delta_{ij}$  is the Kronecker symbol. We are interested in the evolution of this tetrad along the worldline  $\gamma$ . It is natural to first expand the vectors  $\dot{u}^a$  and  $\dot{e}_i^a$  along the tetrad. Using the fact that  $\dot{u}^au_a = 0$  and  $\dot{u}_ae_i^a = -u_a\dot{e}_i^a$ , these expansions take the form<sup>1</sup>

$$\dot{u}^a = a^ie_i^a \quad \text{and} \quad \dot{e}_i^a = a_iu^a + \omega_{ij}e_j^a, \quad (5.26)$$

with the tetrad components  $a_i \equiv \dot{u}_ae_i^a = -u_a\dot{e}_i^a$  and  $\omega_{ij} \equiv g_{ab}\dot{e}_i^ae_j^b$ . Those are closely related to the so-called Ricci rotation coefficients of the tetrad formalism in general relativity [5]. Notice that the orthogonality relations (5.25) and the metric compatibility  $\nabla_c g_{ab} = 0$  imply the antisymmetry of  $\omega_{ij}$ :

$$\omega_{ij} = g_{ab}\dot{e}_i^ae_j^b = -\omega_{ji}. \quad (5.27)$$

Consequently,  $\omega_{ij}$  may be viewed as a  $3 \times 3$  antisymmetric matrix with 3 degrees of freedom. It is then natural to introduce a dual 3-vector  $\boldsymbol{\omega}$  whose components  $\omega^i$  are given by

$$\omega^i \equiv -\frac{1}{2}\epsilon^{ijk}\omega_{jk} \quad \Leftrightarrow \quad \omega_{ij} = -\epsilon_{ijk}\omega^k, \quad (5.28)$$

where  $\epsilon_{ijk}$  is the totally antisymmetric Levi-Civita symbol, such that  $\epsilon_{123} = 1$ . Thus far,  $\omega_i$  and  $a_i$  merely encode the evolution of the tetrad vectors along  $\gamma$ . As we shall see in the next subsections, for a geometrically motivated class of tetrads, they can be given a fairly simple physical interpretation.

### 5.2.2 Spin precession

In Sec. 2.3.2 we showed how the SSC (2.64) implies the existence of a spacelike spin vector  $S^a$ , defined in Eq. (2.69). Let us now expand this vector over the triad. By Eq. (2.70a) we have  $S^au_a = 0$ , so the expansion only involves spatial components  $S^i$ , such that

$$S^a = S^ie_i^a \quad \text{with} \quad S_i \equiv S_a e_i^a. \quad (5.29)$$

An Euclidean spin vector  $\mathbf{S}$  can be defined from the three components  $S^i$ . Those are related to the tetrad components  $S_{ij} \equiv S_{ab}e_i^ae_j^b$  of the spin tensor  $S^{ab}$  by an equation analogous to Eq. (5.28), namely

$$S^i = -\frac{1}{2}\epsilon^{ijk}S_{jk} \quad \Leftrightarrow \quad S_{ij} = -\epsilon_{ijk}S^k, \quad (5.30)$$

where we used the definition (2.69) and the formula  $\varepsilon_{abcd}u^be_i^ce_j^d = \epsilon_{ijk}e_a^k$ , which follows from the expansion  $\varepsilon^{abcd} = -4!u^{[a}e_1^be_2^ce_3^d]$  of the volume form  $\varepsilon_{abcd}$  on the orthonormal

<sup>1</sup>Since the labels  $(i, j, k, \dots)$  correspond to internal Euclidean indices, we may raise them and lower them indistinctly.

basis  $(u^a, e_i^a)$ . Equation (5.30) allows us to compute the Euclidean norm of the spin vector  $\mathbf{S}$ , which is found to be conserved, in the sense that [recall Eqs. (2.60c) and (2.66)]

$$\delta_{ij} S^i S^j = \frac{1}{2} S_{ab} S^{ab} = S^2. \quad (5.31)$$

Next, we look for an equation of evolution along  $\gamma$  for the Euclidean spin vector  $\mathbf{S} = (S^i)$ . To do so, we simply compute the proper time derivative of the equality  $S_i = S_a e_i^a$  while using Eqs. (2.72) and (5.26). With the help of Eq. (5.25), the resulting formula can be turned into an evolution equation for  $\mathbf{S}$  that reads

$$\dot{S}_i = \omega_{ij} S^j \iff \dot{\mathbf{S}} = \boldsymbol{\omega} \times \mathbf{S}, \quad (5.32)$$

where we used (5.28) to introduce a cross product. With this Newtonian-looking (but exact) equation of precession for the spin vector  $\mathbf{S}$ , the vector  $\boldsymbol{\omega}$  can be interpreted as the precession frequency vector for  $\mathbf{S}$ . This spin vector precesses in the  $(e_i^a)$  frame with an angular frequency  $\boldsymbol{\omega}$  given by

$$\boldsymbol{\omega}^2 \equiv \delta_{ij} \omega^i \omega^j = \frac{1}{2} \omega_{ij} \omega^{ij} = \frac{1}{2} (\dot{e}_i^a \dot{e}_a^i + \dot{u}^a \dot{u}_a), \quad (5.33)$$

where the last two equalities follow from the relations (5.28) and (5.27), respectively, together with the identity  $\delta^{ij} e_i^a e_j^b = g^{ab} + u^a u^b$ . Despite the natural interpretation of (5.32) as a spin precession equation for the 3-vector  $\mathbf{S}$ , the precession frequency 3-vector  $\boldsymbol{\omega}$  depends on the choice of triad [as Eq. (5.33) illustrates most clearly], and as such has no invariant meaning.

### 5.2.3 A geometrically-motivated class of tetrads

In order to give an invariant meaning to the spin precession frequency, thereafter we shall restrict ourselves to the geometrically-motivated class of tetrads  $(u^a, e_i^a)$  that are Lie-dragged along the helical Killing field  $k^a$ , or equivalently along  $u^a$ . Because we already have  $\mathcal{L}_k u^a = 0$  (cf. Chap. 3), we additionally require that

$$\mathcal{L}_k e_i^a = 0. \quad (5.34)$$

Since  $k^a|_\gamma = zu^a$ , the formula (5.34) implies that  $e_i^a$  evolves along  $\gamma$  according to  $z\dot{e}_i^a = e_i^c \nabla_c k^a$ . Using the expansions (5.26) and projecting on the tetrad readily implies

$$z\omega_{ij} = e_i^a e_j^b \nabla_a k_b, \quad (5.35a)$$

$$za_i = u^a e_i^b \nabla_a k_b, \quad (5.35b)$$

which shows that  $\omega_{ij}$  is manifestly antisymmetric via Killing's equation. This provides a new interpretation of  $\omega_{ij}$  and  $a_i$  which are, up to a factor of  $z$ , the space-space and space-time components of the Killing 2-form  $\nabla_a k_b$  in the Lie-dragged tetrad, respectively.<sup>2</sup> In other words,

$$\nabla^a k^b \stackrel{\gamma}{=} 2za^i e_i^{[a} u^{b]} + z\omega^{ij} e_i^a e_j^b. \quad (5.36)$$

This formula will allow us to compute, in Sec. 5.2.4, the norm of  $\nabla_a k_b$  along  $\gamma$ . Notice also that, since  $\mathcal{L}_k \nabla_a k_b = \nabla_a \mathcal{L}_k k_b = 0$  (recall Eq. (3.10)) and  $\mathcal{L}_k z = z\dot{z} = 0$ , both right-hand sides of Eqs. (5.35) are Lie-dragged, such that

$$\dot{\omega}_{ij} = z^{-1} \mathcal{L}_k \omega_{ij} = 0, \quad (5.37a)$$

$$\dot{a}_i = z^{-1} \mathcal{L}_k a_i = 0. \quad (5.37b)$$

<sup>2</sup>The time-time component  $u^a u^b \nabla_a k_b$  vanishes by virtue of Killing's equation  $\nabla_{(a} k_{b)} = 0$ .

Combining this result with the definition (5.28) gives the important result that the precession frequency vector is constant along the worldline, in this Lie-dragged frame:

$$\dot{\boldsymbol{\omega}} = \mathbf{0}. \quad (5.38)$$

On the other hand, we showed in Chap. 3, Sec. 3.2.2 that  $\mathcal{L}_k S^a = 0$ . From the definition (5.29) and the property (5.34), it readily follows that

$$\dot{S}_i = z^{-1} \mathcal{L}_k S_i = 0. \quad (5.39)$$

Therefore each component  $S^i$  is conserved along the worldline, and so is the vector  $\mathbf{S}$ . By the equation of spin precession (5.32), the spin  $\mathbf{S}$  must thus satisfy  $\boldsymbol{\omega} \times \mathbf{S} = \mathbf{0}$ ; as a consequence it must be aligned or anti-aligned with the precession frequency vector  $\boldsymbol{\omega}$ . Introducing the notation  $\mathbf{n} = (n^i)$  for their common constant direction, such that  $\mathbf{n} \cdot \mathbf{n} = 1$ , we thus have

$$\boldsymbol{\omega} = \omega \mathbf{n}, \quad (5.40a)$$

$$\mathbf{S} = S \mathbf{n}, \quad (5.40b)$$

where  $\omega$ ,  $S$  and  $n_i$  are constant. We emphasize that although the results (5.37)-(5.40) express conservation laws, they have little dynamical contents by themselves, in the sense that they rely crucially on the particular choice of a Lie-dragged triad obeying Eq. (5.34).

#### 5.2.4 Precession frequency and vorticity

In this subsection, we shall express the Euclidean norm  $\omega$  of the spin precession frequency vector  $\boldsymbol{\omega}$  in terms of geometrically-defined quantities related to the helical Killing field (3.7). This scalar will, in particular, be shown to be closely related to the vorticity  $V^a$  associated to  $k^a$ . Let us consider the norm  $|\nabla k|$  of the 2-form  $\nabla_a k_b$  along the worldline  $\gamma$ . By making use of the orthogonality properties (5.25), the formula (5.36) readily implies

$$|\nabla k|^2 \equiv \frac{1}{2} \nabla^a k^b \nabla_a k_b \stackrel{\gamma}{=} z^2 (\omega^2 - a^2), \quad (5.41)$$

where we introduced  $a^2 \equiv \mathbf{a} \cdot \mathbf{a} = \dot{u}^a \dot{u}_a$  by virtue of (5.26), and we recall that  $\omega^2 \equiv \boldsymbol{\omega} \cdot \boldsymbol{\omega} = \frac{1}{2} \omega_{ij} \omega^{ij}$ . All the scalar fields appearing in this formula are constant along  $\gamma$ , as was shown in Chap. 3 and Eq. (5.38). The second term in the right-hand side of Eq. (5.41) can alternatively be written as

$$z^2 a^2 \stackrel{\gamma}{=} \nabla_a |k| \nabla^a |k|, \quad (5.42)$$

where we made use of Eq. (3.74) derived in Chap. 3. Combining Eqs. (5.41) and (5.42) yields an exact, coordinate-invariant and frame-independent expression for the (redshifted) norm  $z\omega$  of the precession frequency  $\boldsymbol{\omega}$ , namely

$$z^2 \omega^2 \stackrel{\gamma}{=} \frac{1}{2} \nabla_a k_b \nabla^a k^b + \nabla_a |k| \nabla^a |k|. \quad (5.43)$$

This simple formula generalizes — for a spinning particle that follows a nongeodesic motion driven by the Mathisson-Papapetrou spin force (2.57a) — the result of Refs. [435, 436, 513], which was established in the particular case of a small but massive test spin that follows a geodesic motion in a (properly regularized) helically-symmetric perturbed black hole spacetime.

To linear order in the spin, the motion is not geodesic because  $\dot{u}^a = O(S)$ , as established in Eq. (2.78). Therefore, the second term in the right-hand side of Eq. (5.43) is of quadratic order in the spin, such that

$$z\omega \stackrel{\gamma}{=} |\nabla k| + O(S^2). \quad (5.44)$$

Comparing this formula with Eq. (3) of Ref. [435] or Eqs. (2.11)–(2.12) of Ref. [436], we notice an extra factor of the redshift  $z$ . This can easily be understood because the helical Killing field considered in Ref. [435] is normalized such that  $k^a|_{\gamma} = u^a$  (equivalent to  $z = 1$ ), while the spin precession frequency considered in Ref. [436] is defined with respect to the coordinate time  $t$ , and not with respect to the proper time  $\tau$  (while  $z = d\tau/dt$  in adapted coordinates).

We now establish a simple relation between the Lorentzian vorticity  $V^a$  and the Euclidean spin precession frequency  $\omega$ , through the basis vectors of the Lie-dragged tetrad introduced in Sec. 5.2.3. By substituting Eq. (5.36) into the definition (3.57) of the vorticity and by using the identity  $\varepsilon_{abcd}u^b e_i^c e_j^d = \epsilon_{ijk} e_a^k$  and the definition (5.28) of the precession 3-vector, we obtain

$$V^a = z\omega^i e_i^a. \quad (5.45)$$

Equation (5.45) establishes that the components of the vorticity  $V^a$  with respect to the Lie-dragged frame ( $e_i^a$ ) coincide—up to a redshift factor—with the Euclidean components  $\omega^i$  of the spin precession frequency vector  $\omega$ . Moreover, by comparing Eq. (5.29) and (5.45), we conclude that the Euclidean colinearity (5.40) of  $\omega$  and  $\mathbf{S}$  implies the Lorentzian colinearity of  $V^a$  and  $S^a$ , in agreement with the conclusion (3.62) reached in Sec. 3.3.

Finally, using the orthonormality of the triad ( $e_i^a$ ), we find that (5.45) implies the following simple relationship between the Lorentzian norm  $V$  of the vorticity  $V^a$  and the Euclidean norm  $\omega$  of spin precession frequency  $\omega$ :

$$V = z\omega. \quad (5.46)$$

Alternatively, this conclusion could be reached by computing the norm of the vorticity (3.57) and comparing it with Eq. (5.43). The conservation of  $z$  and  $\omega$  along  $\gamma$  [recall Eq. (5.38)] is of course compatible with that of  $V$ , as established in Sec. 3.3.

## 5.3 Hamiltonian first law of mechanics

In this section, we shall compare our variational formula (5.23) to the canonical Hamiltonian first law of mechanics established in Ref. [405], for a binary system of spinning particles moving along circular orbits, for spins aligned or anti-aligned with the orbital angular momentum. In Sec. 5.3.1 we first rewrite (5.23) in term of the scalars  $\omega$  and  $S$ , to linear order in the spins, by using a Lie-dragged tetrad as introduced in the previous section. Then, in Sec. 5.3.2 the scalars  $S$  and  $\omega$  are shown to be related to the Euclidean norms of the canonical spin variable and the spin precession frequency used in Ref. [405], allowing us to prove the equivalence of the differential geometric first law (5.23) to the Hamiltonian first law of Ref. [405].

### 5.3.1 Alternative form of the first law

In this first subsection, we write the dipolar contribution  $\nabla_a k^b \delta S^a_b$  in Eq. (5.22) in terms of the conserved scalars  $\omega$  (or  $|\nabla k|$ ) and  $\delta S$  that were defined in Eqs. (5.33) [or Eq. (5.41)]

and (5.31), respectively. We will do so at linear order in the spins, since this is all we need in order to compare to the Hamiltonian first law of Ref. [405].

By using the formulas (2.69) and (3.58) for  $S^a_b$  and  $\nabla_a k^b$ , as well as the Leibniz rule and the antisymmetry of  $\varepsilon^{abcd}$ , we readily obtain

$$\begin{aligned} \nabla_a k^b \delta S^a_b &= \varepsilon^{abcd} \varepsilon_{abef} u^e V^f \delta(u_c S_d) + \varepsilon_a^b{}_{ef} u^e V^f u_c S_d \delta \varepsilon^a{}_b{}^{cd} \\ &\quad + 2\varepsilon^{abcd} k_a \dot{u}_b \delta(u_c S_d) + (k_a \dot{u}^b - \dot{u}_a k^b) u_c S_d \delta \varepsilon^a{}_b{}^{cd}. \end{aligned} \quad (5.47)$$

Let us consider those four terms successively. Using the Leibniz rule and the orthogonality of  $u^a$  to both  $V^a$  and  $S^a$ , the first term reduces to  $2V^a \delta S_a - 2V^c S_c u^a \delta u_a$ . With the help of the identity  $\delta \varepsilon^{abcd} = -\frac{1}{2} \varepsilon^{abcd} g^{ef} \delta g_{ef}$ , the second term simplifies to  $-V^a S^b \delta g_{ab} + V^c S_c u^a u^b \delta g_{ab}$ . Similarly, the third and fourth terms yield  $2S^{ab} \dot{k}_a \delta u_b$  and  $-S^{ab} \dot{u}_a k^c \delta g_{bc}$ , respectively. Using  $2u^a \delta u_a = u^a u^b \delta g_{ab}$ , as a consequence of  $u^a u_a = -1$ , as well as  $\delta k^c = 0$ , we then obtain

$$\nabla_a k^b \delta S^a_b = 2V^a \delta S_a - V^a S^b \delta g_{ab} + 2S^{ab} \dot{k}_a \delta u_b - S^{ab} \dot{u}_a \delta k_b. \quad (5.48)$$

Next, we use the colinearity (3.62) of  $V^a$  and  $S^a$ , as a consequence of the SSC (2.64), so that the first two terms combine to give  $2V \delta S$ . The last two terms can be simplified thanks to the SSC (2.64) and the helical constraint (3.30). Using the relation (5.46) we finally obtain the simple result

$$\nabla_a k^b \delta S^a_b = 2z\omega \delta S + \dot{u}_a S^{ab} \delta k_b. \quad (5.49)$$

Therefore, the dipolar contribution in Eq. (5.23) involves a term  $z\omega \delta S$  that is linear in spin and a term proportional to  $\dot{u}_a S^{ab} \delta k_b$ , which is quadratic in spin. Indeed, by virtue of (2.78) we have

$$\dot{u}_a S^{ab} \delta k_b = \frac{1}{m} S^a B_{ab} S^{bc} \delta k_c + O(S^3). \quad (5.50)$$

We are at last ready to write down the first law of compact binary mechanics in terms of scalar quantities, to *linear* order in the spin amplitudes. To do so, we substitute Eqs. (5.49)–(5.50) into (5.23) for each particle, and obtain the simple variational formula

$$\delta M - \Omega \delta J \stackrel{\text{SSC}}{=} \sum_i z_i (\delta m_i - \omega_i \delta S_i) + O(S_i^2). \quad (5.51)$$

This is another important result of our work. Interestingly, for a helically symmetric spacetime that contains one/two black holes, the necessary conditions of vanishing expansion and shear (i.e. Killing horizon) imply that each black hole must be in a state of co-rotation [205, 381, 387, 405]. By contrast, for a binary system of dipolar particles, the helical isometry merely constrains each spin vector  $\mathbf{S}_i$  to be aligned with the precession frequency vector  $\boldsymbol{\omega}_i$  [recall Eqs. (5.40)], while the spin amplitude  $S_i$  of each particle in Eq. (5.51) is left entirely free.

Now, recalling that  $z_i = |k|_i$  and  $z_i \omega_i = |\nabla k|_i + O(S_i^2)$ , from Chap. 3 and Eq. (5.44) above, the variational formula (5.51) looks explicitly like an expansion in powers of (the norms of) the covariant derivatives of the helical Killing vector field  $k^a$ , namely

$$\delta M - \Omega \delta J \stackrel{\text{SSC}}{=} \sum_i (|k|_i \delta m_i - |\nabla k|_i \delta S_i) + O(S_i^2). \quad (5.52)$$

This naturally suggests that, at the next quadrupolar order, one might obtain an additional contribution of the form  $\sum_i |\nabla \nabla k|_i \delta Q_i$ , where the double covariant derivative of the helical Killing field can be related to the curvature tensor through the Kostant formula (3.9), and  $Q_i$  would be the spacetime norm of the quadrupole moment tensor of each particle.



### 5.3.2 Comparison to the Hamiltonian first law

By using the canonical Arnowitt-Deser-Misner (ADM) Hamiltonian framework of general relativity applied to spinning point particles, the authors of Ref. [405] derived a first law of mechanics for binary systems of compact objects with spins aligned (or anti-aligned) with the orbital angular momentum, to *linear* order in the spins. Our goal is to relate this earlier result to the scalar version (5.51) of the first law, which also holds to linear order in spins.

In Sec. 5.2 we have established the geometrical precession, with respect to an orthonormal frame ( $e_i^a$ ) orthogonal to  $\gamma$  and Lie-dragged along it, of a Euclidean spin vector  $\mathbf{S}$  orthogonal to  $\gamma$ . Using  $z = d\tau/dt$ , which holds in any coordinate system adapted to the helical isometry (cf. Chap. 3), Eqs. (5.32) and (5.44) can be rewritten, for each particle, in the equivalent form

$$\frac{d\mathbf{S}_i}{dt} = z_i \boldsymbol{\omega}_i \times \mathbf{S}_i, \quad \text{where} \quad z_i \boldsymbol{\omega}_i \stackrel{\gamma_i}{=} |\nabla k|_i + O(S_i^2). \quad (5.53)$$

As shown in Refs. [436, 514], one can relate this well established kinematical result to *dynamical* properties of spin-orbit coupling in a binary system of spinning compact objects.

This can be done in the context of the canonical ADM Hamiltonian framework of general relativity, applied to a binary system of spinning point masses with canonical positions  $\mathbf{r}_i(t)$ , momenta  $\mathbf{p}_i(t)$  and spins  $\bar{\mathbf{S}}_i(t)$ . In the center-of-mass frame, the dynamics depends on the relative position  $\mathbf{r} \equiv \mathbf{r}_1 - \mathbf{r}_2$ , the relative momentum  $\mathbf{p} \equiv \mathbf{p}_1 = -\mathbf{p}_2$  and the individual spins. The evolution of the canonical variables is then governed, to linear order in the spins, by a canonical Hamiltonian

$$H(\mathbf{r}, \mathbf{p}, \bar{\mathbf{S}}_i) = H_{\text{orb}}(\mathbf{r}, \mathbf{p}) + \sum_i \boldsymbol{\Omega}_i(\mathbf{r}, \mathbf{p}) \cdot \bar{\mathbf{S}}_i, \quad (5.54)$$

where the pseudo-vectors  $\boldsymbol{\Omega}_i = \sigma_i \mathbf{L}$  are both proportional to the orbital angular momentum  $\mathbf{L} = \mathbf{r} \times \mathbf{p}$ , while  $\sigma_i$  is closely related to the ‘‘gyro-gravitomagnetic’’ ratio  $g_i$  of the  $i$ -th particle [515]. The usual Poisson bracket structure of the Cartesian components  $\bar{S}_i^j$  of the canonical spin  $\bar{\mathbf{S}}_i$  ensures that the spin-orbit (linear-in-spin) part of the canonical Hamiltonian (5.54) implies Newtonian-looking, but exact precession equations of the form [514]

$$\frac{d\bar{\mathbf{S}}_i}{dt} = \boldsymbol{\Omega}_i \times \bar{\mathbf{S}}_i. \quad (5.55)$$

Consequently, the Euclidean norm  $\|\bar{\mathbf{S}}_i\|$  of each canonical spin variable is conserved. For that reason, the canonical variables  $\bar{\mathbf{S}}_i$  are known as the ‘‘constant-in-magnitude’’ spins. Those variables are, however, by no means unique. In particular, it can be shown that the gauge freedom (local rotation group) to perform an infinitesimal rotation of  $\bar{\mathbf{S}}_i$  can be seen as being induced by an infinitesimal canonical transformation in the full phase space [514].

Despite the striking similarity between Eqs. (5.53) and (5.55), the canonical spin variable  $\bar{\mathbf{S}}_i$  need not coincide with the Euclidean spin vector  $\mathbf{S}_i$  constructed from the components of the 4-vector  $S_i^a$  along an orthonormal triad ( $e_i^a$ ), and the precession frequency  $z_i \boldsymbol{\omega}_i$  need not coincide with the coefficient  $\boldsymbol{\Omega}_i$  appearing in the spin-orbit piece of the canonical Hamiltonian (5.54). In fact, several definitions of a globally  $\text{SO}(3)$ -compatible, canonical spin variable  $\bar{\mathbf{S}}$  constructed from a spacelike, covariant 4-vector  $S^a$  are possible [436, 514]. For instance, given the spatial components  $S_i$  of the covector  $S_a = g_{ab} S^b$  with respect to an ADM coordinate system compatible with the Hamiltonian formulation, one may define

a particular canonical spin variable according to

$$\bar{S}^i = H^{ij} S_j, \quad (5.56)$$

where  $H^{ij}$  is the unique symmetric and positive definite square root of the effective metric  $G^{ij} \equiv g^{ij} - 2g^{0(i}v^{j)} + g^{00}v^i v^j$ , which is constructed from the components  $g^{\alpha\beta}$  of the inverse metric and the components  $v^\alpha = u^\alpha/u^0$  of the coordinate 3-velocity of the particle [514, 516]. The key point is that the Euclidean norm  $\bar{S} \equiv \|\bar{\mathbf{S}}\|$  of the canonical spin variable (5.56) is numerically equal to the norm (5.31) of the spin vector  $\mathbf{S}$  (and is thus conserved):

$$\bar{S}^2 \equiv \delta_{ij} \bar{S}^i \bar{S}^j = S^2. \quad (5.57)$$

Moreover, the global SO(3) symmetry of the Hamiltonian dynamics generated by (5.54) implies, in particular, that the conserved total angular momentum vector  $\mathbf{J}$  has the simple, additive form  $\mathbf{J} = \mathbf{L} + \sum_i \bar{\mathbf{S}}_i$  [514]. For spins aligned or anti-aligned with the orbital angular momentum  $\mathbf{L}$ , this reduces to the algebraic equality

$$J = L + \sum_i \bar{S}_i. \quad (5.58)$$

Finally, in the particular case of circular orbits of angular velocity  $\Omega$ , the analysis of Ref. [436] (see also [435]) shows that, for each particle, the Euclidean norm  $\Omega_i \equiv \|\Omega_i\|$  of the precession frequency vector of the canonical spin variable  $\bar{\mathbf{S}}_i$  is related to the Lorentzian norm (5.41) of the helical Killing 2-form  $\nabla_a k_b$  by the simple numerical link

$$\Omega_i = \Omega - |\nabla k|_i. \quad (5.59)$$

The occurrence of the circular-orbit angular velocity  $\Omega$  can be understood from the fact that the precession frequency  $\Omega_i$  is defined with respect to the coordinate time of the global chart associated with the 3+1 split required to construct the canonical Hamiltonian (5.54), while the (redshifted) precession frequency  $z_i \omega_i = |\nabla k|_i$  is defined with respect to a local spatial frame that is Lie-dragged along the spinning particle's worldline. Importantly, the relation (5.59) was established to linear order in the spin amplitudes  $S_i$ .

Substituting the relationships (5.57)–(5.59) into the geometric, scalar first law (5.51), we readily find

$$\delta M - \Omega \delta L = \sum_i (z_i \delta m_i + \Omega_i \delta \bar{S}_i) + O(\bar{S}_i^2). \quad (5.60)$$

Provided that the total mass  $M$  coincides with the on-shell value of the Hamiltonian (5.54), the variational formula (5.60) precisely agrees with the Hamiltonian first law of mechanics derived in Ref. [405] [see Eq (4.6) there], for binary systems of spinning compact objects moving along circular orbits, with spins aligned or anti-aligned with the orbital angular momentum, to linear order in the spins. The first integral associated with the variational formula (5.60) reads [405]

$$M - 2\Omega L = \sum_i (z_i m_i + 2\Omega_i \bar{S}_i) + O(\bar{S}_i^2). \quad (5.61)$$

Combined with Eqs. (5.58) and (5.59), together with the formula (5.44), this agrees with the “geometrical” first integral relation (6.43), as we shall see in the next chapter.



## Extensions at quadrupolar order

*Le problème des marées présente une telle complication qu'il ne peut guère être abordé du premier coup dans toute sa généralité et qu'il convient d'en partager la difficulté.*

H. POINCARÉ,  
*Sur l'équilibre et les mouvements des mers (1896)*



IN this last chapter, the aim is to extend the results of Chap. 5, obtained at dipolar order, to account for several finite-size effects. In particular, we detail two quadrupolar models, that account for the deformation of the physical body described by the particle: a spin-induced quadrupole, which encodes the information on the response of a body to its proper rotation, and a tidally-induced quadrupole, which accounts for the tidal effects. These models are reviewed in Sec. 6.1 along with some useful identities and remarks that will help afterwards. In Sec. 6.2, we derive an integral first law of mechanics at quadrupolar order, valid for any quadrupolar model. This result extends the integral first law that can be found in the literature for spinning particles, with which we make contact for a comparison. This section includes many calculations that are covariant and free of any spin supplementary condition. Lastly, in (the very short) Sec. 6.3, we provide a number of preliminary results for the variational first law at quadrupolar order. Although its derivation is still underway, we motivate and discuss the anticipated final result.

## 6.1 Quadrupolar particles

We reviewed in Chap. 2, Sec. 2.3 the main results regarding quadrupolar particles. In particular, we saw there that at the quadrupolar level, a particle is endowed with three multipoles: the four-momentum  $p^a$ , the spin tensor  $S^{ab}$  and the quadrupole tensor  $J^{abcd}$ . Associated to this particle is a SEM tensor, which takes the form of the dipolar part  $T_{\text{dipo}}^{ab}$  and a quadrupolar part  $T_{\text{quad}}^{ab}$  (given in Chap. 2, Eqs. (2.58)-(2.59)) which we rewrite here for convenience

$$T_{\text{dipo}}^{ab} = \int_{\gamma} u^{(a} p^{b)} \delta_4 d\tau + \nabla_c \int_{\gamma} u^{(a} S^{b)c} \delta_4 d\tau, \quad (6.1a)$$

$$T_{\text{quad}}^{ab} = \frac{1}{3} \int_{\gamma} R_{cde} {}^{(a} J^{b)cde} \delta_4 d\tau - \frac{2}{3} \nabla_{cd} \int_{\gamma} J^{c(ab)d} \delta_4 d\tau. \quad (6.1b)$$

We also pointed out that in that chapter that multipolar schemes do not provide an evolution equation for  $J^{abcd}$ , and that closing the system of evolution equations requires (an SSC and) an expression for  $J^{abcd}$  in terms of the other unknowns of the problem, namely the four-velocity  $u^a$ , the multipoles  $(p^a, S^{ab})$ , and the geometry  $(g_{ab}, R_{abcd})$  evaluated at the location of the particle. In this first section, we give the two types of quadrupolar models that will be considered in this work.

### Preliminaries

As we mentioned already in Chap. 2, the quadrupole tensor  $J^{abcd}$  possesses the same algebraic symmetries as the Riemann tensor  $R_{abcd}$ . This is reminiscent of its definition in the Lagrangian formalism, as the conjugated momentum of the Riemann tensor. Using these symmetries, we can decompose any quadrupole into a set of three tensors of smaller rank, as [370, 517, 518]

$$J^{abcd} = \hat{J}^{abcd} + 2(u^{[a} J^{b]cd} + u^{[d} J^{c]ba}) - 4u^{[a} J^{b][c} u^{d]}, \quad (6.2)$$

where  $\hat{J}^{abcd}$  is the stress quadrupole,  $J^{abc}$  the momentum quadrupole, and  $J^{ab}$  the mass quadrupole, respectively. These names come from the fact that these tensors reduce to their Newtonian equivalent (when they have one) in the right limit, as discussed in [519]. They are built from various space/time contractions of  $J^{abcd}$ , as

$$\hat{J}^{abcd} \equiv J^{\hat{a}\hat{b}\hat{c}\hat{d}}, \quad J^{acd} \equiv u_b J^{\hat{a}\hat{b}\hat{c}\hat{d}} \quad \text{and} \quad J^{ab} \equiv u_c u_d J^{\hat{a}\hat{c}\hat{b}\hat{d}}, \quad (6.3)$$

reminding the reader that a hatted index denotes a projection orthogonal to the four-velocity. Consequently, these tensors are orthogonal to  $u_a$  with respect to all their indices by construction, and verify the following algebraic symmetries, as can be checked easily

$$J^{[ab]} = 0, \quad J^{a(bc)} = 0 \quad \text{and} \quad J^{[abc]} = 0. \quad (6.4)$$

In terms of components,  $J^{abcd}$  contains 20 independent ones, with 6 in  $J^{ab}$  + 6 in  $J^{abc}$  + 8 in  $\hat{J}^{abcd}$ . Each of the three terms in the right-hand side of Eq. (6.2) verifies the algebraic symmetries of the Riemann tensor, and, therefore, any quadrupolar model should be of one of these three forms. This will be the case for the two models considered below.

The previous “3+1” decomposition of  $J^{abcd}$  depends only on its algebraic symmetries and could very well be applied to the Riemann tensor  $R_{abcd}$  itself. Instead of this 3+1

expansion, we shall introduce the classical Hodge, electric-magnetic decomposition of the Riemann tensor, much more convenient for our purpose. These two rank-2 tensors are defined as follows

$$\begin{cases} E_{ab} \equiv R_{acbd}u^c u^d, \\ B_{ab} \equiv \star R_{acbd}u^c u^d, \end{cases} \quad \text{where} \quad \star R_{abcd} \equiv \frac{1}{2}\varepsilon_{ab}{}^{ef}R_{efcd}, \quad (6.5)$$

is the self-dual of  $R_{abcd}$ . The two models of quadrupoles that will be considered will be easily expressed in terms of these electric-part  $E_{ab}$  and magnetic-part  $B_{ab}$  of the Riemann tensor. For a physical interpretation of these fundamental quantities, see [513] and references therein.

### 6.1.1 Quadrupole models

Generally, the explicit form of a quadrupole tensor  $J^{abcd}$  cannot be obtained<sup>1</sup> from the point-particle models presented in Chap. 2. However, if the quadrupole is expected to depend on the pole-dipole properties of the body (and geometric quantities evaluated at its location), then it is possible to infer the generic form that  $J^{abcd}$  must have, if it is to be compatible with a number of natural assumptions. The most natural way of doing this is via some kind of effective-field-theory method, extending ideas from the pole-dipole Lagrangian formalism presented in Chap. 2, Sec. 2.2.1. Giving details about these constructions would be much beyond the scope of this chapter, and, for the overall scheme of EFT we refer the reader to the recent review [194], as well as references therein. Although a study of the compatibility between EFT assumptions and those of our work is necessary (and underway), we shall simply use the EFT results “as is” in what follows, as explicit expressions for the quadrupole. However, we shall work with formulae as general as possible as long as we can. In particular, most of the following results will be valid for any  $J^{abcd}$ , thanks to the generic decomposition in Eq. 6.2.

#### Spin-induced quadrupole

As in Newtonian gravity, we shall consider the deformation of a body resulting from its proper rotation, or *spin-induced* quadrupole, denoted  $J_{\text{spin}}^{abcd}$ . Its expression is well-known [194, 319, 518, 520–524], and, in a nutshell, results from the addition of a scalar in the dipolar Lagrangian (2.13) that is (1) built from the Riemann tensor (evaluated at the particle’s location) and the spin tensor  $S^{ab}$  of the body, and (2) preserves the aforementioned symmetry/conservation conditions for the Lagrangian. The unique possibility<sup>2</sup> is a term  $\propto E_{ab}S^a{}_c S^{cb}$ . Introducing a dimensionless, coupling constant, the spin-induced quadrupole readily follows [319]

$$J_{\text{spin}}^{abcd} \equiv \frac{\kappa_2}{2m} u^{[a} S^{b]e} S_e^{[c} u^{d]}, \quad (6.6)$$

where, in the prefactor  $1/2m$  is conventional, and the dimensionless constant  $\kappa_2$  measures the quadrupolar “polarisability” of the body induced by its proper rotation. In practice, one has  $\kappa_2 = 1$  for an isolated (i.e. Kerr) black hole [154, 525] and  $\kappa_2 \sim 4 - 8$  for a neutron star [309, 526, 527], depending on its equation of state. In the EFT formalism, this constant

<sup>1</sup>Except for its 4-indices nature, its algebraic symmetries, and the actual number of degrees of freedom that do enter the evolution equations, which is ten (i.e., 10 less than the total number of independent degrees of freedom in  $J^{abcd}$ ), see for example [367] for details.

<sup>2</sup>Under suitable redefinition (or re-absorption of terms) in the other multipoles [319, 522, 523].

is simply the (non-minimal) coupling constant between gravity and the extended object, and is written  $C_{ES^2}$  [194]. Indeed, when  $S^{ab}$  is expressed into a spin vector  $S^a$  (and thus under a given SSC), the right-hand side of Eq. (6.6) is simply  $\propto E_{ab}S^aS^b$ . If no SSC is imposed, then from the general (SSC-free) decomposition (cf. Chap. 2, Eq. (2.63)) of  $S^{ab}$  in terms of a spin vector  $S^a$  and a mass dipole  $D^a$ , an easy calculation shows that  $L_s$  also contains a term  $\propto E_{ab}D^aD^b$ . Since we try to impose the SSC as late as possible, we keep the general expression (6.6) for now. Lastly, we note that the spin-induced quadrupole gives a mass-type contribution to the total quadrupole  $J^{abcd}$ , according to the decomposition Eq. (6.2).

### Tidally-induced quadrupole

The spin-induced quadrupole arises naturally in the case of spinning particles. However, there are also quadrupolar deformations to an extended body in the case of massive but non-spinning bodies, in particular for binary systems, through tidal interactions. In this case, the Lagrangian and/or EFT formalism can be applied and also gives explicit formulae for the tidally-induced quadrupole. Once again, the idea is to add a scalar term to the (non-spinning) point-particle Lagrangian that (1) depends on the Riemann tensor (evaluated at the particle’s location), and (2) preserves the Lagrangian covariance and parametrization invariance of the worldline. From these constraints, two possible contributions emerge, and read [528–531] (see also Sec. 3.1 in [194]) one  $\propto E_{ab}E^{ab}$  and another  $\propto B_{ab}B^{ab}$ . From these expressions follows the tidally-induced quadrupole, made of two contributions, an ‘electric’ one and a ‘magnetic’ one, given by

$$J_{\text{elec}}^{abcd} = \frac{3\mu_2}{2} u^{[a} E^{b][c} u^{d]}, \quad (6.7a)$$

$$J_{\text{mag}}^{abcd} = -2\sigma_2 (u^{[a} B^{b]f} \varepsilon^{cd}{}_{ef} u^e + u^{[c} B^{d]f} \varepsilon^{ab}{}_{ef} u^e), \quad (6.7b)$$

where, again, the numerical prefactors are conventional in the literature, and this time the constants  $\mu_2$  and  $\sigma_2$  (so-called quadrupolar ‘tidal Love numbers’) have dimension [length]<sup>5</sup>. Remarkably,  $\mu_2$  and  $\sigma_2$  vanish for a nonspinning black hole [532–537]. For a nonspinning neutron star of areal radius  $R$ ,

$$\mu_2 = \frac{2}{3} R^5 k_2 \quad \text{and} \quad \sigma_2 = \frac{1}{48} R^5 j_2, \quad (6.8)$$

with  $k_2 \sim 0.05 - 0.15$  and  $|j_2| \lesssim 0.02$ , depending on the equation of state [532, 533]. The effect of the spin of the compact objects on the tidal Love numbers was explored in Refs. [538–542]. The quadrupole model (6.7) assumes that each compact object responds *adiabatically* and *linearly* to the tidal field induced by the orbiting companion. A more realistic model would include a dynamical response of the body to the applied tidal field [543, 544] and would account for nonlinear tidal effects (see e.g. footnote 2 in [529]). Interestingly, we note that the electric part of the tidally-induced quadrupole (6.7a), just like the spin-induced part, induces a mass-type contribution to the total quadrupole  $J^{abcd}$ , according to the decomposition Eq. (6.2). It contrasts with the magnetic part (6.7b) corresponding to a momentum-type quadrupole.

## 6.2 Integral first law at quadrupole order

As shown e.g. in Refs. [386, 387, 405, 425, 426, 467], each variational first law of binary mechanics implies the existence of an associated ‘first integral’ relationship. This is

the case for the laws derived in this work too, and is the topic of discussion for this section. This “integral first law” does not necessarily involve integrals; rather, it is an algebraic equation that does not contain any  $\delta$ 's anymore, hence the wording *integral*. It contains less information than the variational law, in the sense that the former follows from the latter, but not the opposite. However, it is an interesting relation for two reasons: (1) it already provides a checking tool for comparisons between results from different approximations schemes [386], and (2) its derivation will provide intermediary results for the quadrupolar order, variational first law calculations. In what follows, we provide some preliminary, geometric results in Sec. 6.2.1, before explicitly deriving the dipolar contribution in Sec. 6.2.2 and quadrupolar contributions in Sec. 6.2.3, and stating our final result in Sec. 6.2.4.

### 6.2.1 Preliminaries

Before performing the calculation, we state a general integral first law that applies for arbitrary matter sources in helically isometric spacetimes, and motivate the choice of integration hypersurface that we make, expanding on the discussion in Chap. 5, Sec. 5.1.1.

#### Komar quantities

Our starting point is Eq. (4.72) derived in Chap. 4 and employs the notations introduced in Sec. 4.3 there. Using the Noether theorem, Eqs. (4.59b) and (4.59c), the Kostant formula Eq. (A.3) and the Einstein equation, we readily obtain

$$M_K - 2\Omega J_K = 2 \int_{\infty} \mathbf{Q}_g[k] = -2 \int_{\mathcal{S}} (T^{ab}k_b - \frac{1}{2}Tk^a) d\Sigma_a, \quad (6.9)$$

where  $T \equiv g_{ab}T^{ab}$  is the trace of the energy-momentum tensor and  $\mathcal{S}$  any spacelike hypersurface bounded by the 2-sphere at spatial infinity. This formula was previously written down in Eq. (3.18) of Ref. [386]. It is closely related to the Tolman formula for the mass and angular momentum of a stationary-axisymmetric star [545].

Let  $F(\mathcal{S})$  denote the integral in the right-hand side of the identity (6.9). This integral can be shown to be independent of the choice of hypersurface  $\mathcal{S}$ , as was done in Chap. 4 for the integrals (4.75). Let  $\mathcal{V}$  denote a volume bounded by two spacelike hypersurfaces  $\mathcal{S}_1$  and  $\mathcal{S}_2$  and by a worldtube  $\mathcal{T}$  that includes the support of  $T^{ab}$ . Then by using Stokes' theorem we readily find

$$F(\mathcal{S}_1) - F(\mathcal{S}_2) = \int_{\mathcal{V}} \nabla_a (T^{ab}k_b - \frac{1}{2}Tk^a) dV = 0, \quad (6.10)$$

as a consequence of the local conservation law  $\nabla_a T^{ab} = 0$ , of Killing's equation  $\nabla_{(a}k_{b)} = 0$ , which implies  $\nabla_a k^a = 0$ , and of the Lie-dragging  $\mathcal{L}_k T = k^a \nabla_a T = 0$  along  $k^a$  of the trace  $T$ , itself a consequence of the Lie-dragging of  $T^{ab}$ , as established in Chap. 3.

#### Choice of integration hypersurface

The hypersurface  $\mathcal{S}$  involved in Eq. (6.9) will be the same as that used for the derivation of the variational first law at dipolar order, in Sec. 5.1. Following the notations used there,  $\mathcal{S}$  is chosen so that its future-directed, unit normal  $n^a$  coincides with the four-velocity  $u^a$



of the particle at the intersection  $\mathcal{P} \equiv \gamma \cap \mathcal{S}$ . Consequently, extending this requirement at all points along  $\gamma$  just as in Sec. 5.1, we will be able to use the result

$$\nabla_a n_b \stackrel{\gamma}{=} -u_a \dot{u}_b \quad (6.11)$$

to simplify any geometric,  $\mathcal{S}$ -dependent term involving  $\nabla_a n_b$ . For the same reason, we will have access to  $k^a n_a|_\gamma = -z$ , according to the general result  $k^a|_\gamma = zu^a$ . These two results were enough for the dipolar case, with the SEM integrals only involving one covariant derivative. At quadrupolar order, we will have to consider double covariant derivatives, such as  $\nabla_a \nabla_b n_c$ . This term will arise frequently and it is convenient to have a reduced formula for it, which we derive as follows. Taking the covariant derivative of the general 3+1 formula  $\nabla_b n_c = -K_{bc} - n_b n'_c$  (recall Sec. 5.1), we readily find

$$\begin{aligned} \nabla_a \nabla_b n_c &= -\nabla_a K_{bc} - n'_c \nabla_a n_b - n_b (\nabla_a n^e) \nabla_e n_c - n_b n^e \nabla_{ae} n_c \\ &= -\nabla_a K_{bc} + (K_{ab} n'_c + n_a n'_b n'_c) - (K_a{}^d n_b K_{cd} + n_a n_b K_{cd} n'^d) \\ &\quad + (K'_{ac} n_b + n'_a n_b n'_c + n_a n_b n''_c - R_{aecd} n_b n^d n^e), \end{aligned} \quad (6.12a)$$

where each of the four terms in the first line yields the corresponding parenthesis in the second line. To obtain the latter, we have commuted the second covariant derivative in the last term of the first equality, and used the properties  $n^a K_{ab} = 0$  and  $n^a n'_a = 0$ . By evaluating this general formula at the point  $\mathcal{P} = \gamma \cap \mathcal{S}$ , where  $n_a = u_a$ ,  $n'_a = \dot{u}_a$  and  $K_{ab} = 0$ , so that  $\nabla_a n_b = -u_a \dot{u}_b$ , as well as  $K'_{ab} = \dot{K}_{ab} = 0$ , we obtain

$$\nabla_a \nabla_b n_c \stackrel{\gamma}{=} -\nabla_a K_{bc} - E_{ac} u_b + 2u_{(a} \dot{u}_{b)} \dot{u}_c + u_a u_b \ddot{u}_c. \quad (6.13)$$

This formula will be used in the following section, for the quadrupolar contributions to Eq. (6.9).

## 6.2.2 Dipolar contribution

First, we rewrite Eq. (6.9) as follows

$$M_K - 2\Omega J_K = W_{\text{dipo}} + W_{\text{quad}} \quad (6.14)$$

where  $W_{\text{dipo}}$  is the integral on the right-hand side of Eq. (6.9) obtained by inserting in place of  $T^{ab}$  the dipolar contribution  $T_{\text{dipo}}^{ab}$  given in Eq. (6.1a), and similarly for  $W_{\text{quad}}$  with Eq. (6.1b). For now we focus on  $W_{\text{dipo}}$  and relegate the calculation of  $W_{\text{quad}}$  to the next section. To evaluate  $W_{\text{dipo}}$ , we note that it can be written as

$$W_{\text{dipo}} \equiv -2 \int_{\mathcal{S}} (T_{\text{dipo}}^{ab} k_b - \frac{1}{2} T_{\text{dipo}} k^a) d\Sigma_a \equiv -2I_{\text{dipo}} + L_{\text{dipo}}, \quad (6.15)$$

where  $I_{\text{dipo}}$  is precisely the integral  $I$  computed in the previous chapter, Sec. 4.3.3 (defined in Chap. 1, Eq. (4.75a)), and only the trace-term  $L_{\text{dipo}} \equiv \int T_{\text{dipo}} k^a d\Sigma_a$  needs to be computed. To this end, we proceed as in Sec. 4.3.3 and write explicitly the trace  $T_{\text{dipo}}$  of the dipolar SEM tensor (6.1a), to obtain

$$L_{\text{dipo}} = - \int_{\mathcal{V}} [p^a u_a \delta_4 + \nabla_a (D^a \delta_4)] k^b n_b dV \quad (6.16a)$$

$$= - p^a u_a k^b n_b + D^a \nabla_a (k^b n_b), \quad (6.16b)$$

where  $D^a = -S^{ab}u_b$  is the mass dipole defined in Eq. (2.63) and  $n^a$  is the unit vector normal to  $\mathcal{S}$ . In the second equality we used the defining property of the invariant Dirac distribution and Stokes' theorem to integrate by parts the dipolar term (see Sec. 5.1 for details). Equation (6.16) can be further simplified by combining formula (5.4) with the formula (5.11) for the integral  $I_{\text{dipo}}$ . We find

$$W_{\text{dipo}} = -p^a k_a - S^{ab} \nabla_a k_b + D^a \dot{k}_a. \quad (6.17)$$

This formula can be given an alternative form by using the decomposition (2.63) of the spin tensor  $S^{ab}$  in terms of the spin vector  $S^a$  and the mass dipole  $D^a$ , as well as the definition (3.57) of the vorticity  $V^a$ . In particular, with the identity  $\varepsilon^{abgh} \varepsilon_{abcd} = -4\delta_c^{[g} \delta_d^{h]}$  (see App. 2.2 in [5]), we readily find

$$S^{ab} \nabla_a k_b = 2S_a V^a + 2D^a \dot{k}_a, \quad (6.18)$$

where the orthogonality relations  $D^a u_a = 0$  and  $V^a u_a = 0$  were used. Inserting the latter into Eq. (6.17) gives the final, integral formulation of the first law of mechanics for dipolar particles

$$W_{\text{dipo}} = -p^a k_a - 2S^a V_a - D^a \dot{k}_a. \quad (6.19)$$

Notice the couplings of the particle's multipoles to the Killing field and its derivatives in the right-hand side, reminiscent of the general structure discussed around Eq. (5.24) in Chap. 5. Lastly, we stress that this result is independent of any SSC.

### 6.2.3 Quadrupolar contributions

Now let us turn to the quadrupolar contribution  $W_{\text{quad}}$  in Eq. (6.14). It will closely follow the previous one for a dipolar particle. In fact, in view of the fact that the right-hand side of Eq. (6.9) is linear in the SEM tensor, we need only compute the quadrupolar contribution, and add them to the pole-dipole part already done and given in Eq. (6.17). Consequently, we want to compute

$$W_{\text{quad}} \equiv -2 \int_{\mathcal{S}} (T_{\text{quad}}^{ab} k_b - \frac{1}{2} T_{\text{quad}} k^a) d\Sigma_a \equiv -2I_{\text{quad}} + L_{\text{quad}}, \quad (6.20)$$

where  $T_{\text{quad}} \equiv g_{ab} T_{\text{quad}}^{ab}$  is the trace of the quadrupolar piece of the SEM tensor, given in Eq. (6.1b), and on the right we defined  $I_{\text{quad}} \equiv \int T_{\text{quad}}^{ab} k_b d\Sigma_a$ , as well as  $L_{\text{quad}} \equiv \int T_{\text{quad}} k^a d\Sigma_a$ . Let us start with the trace-contribution  $L_{\text{quad}}$ . We take the trace of Eq. (6.1b), insert the result into the definition of  $L_{\text{quad}}$ , integrate by means of Stokes theorem (applied twice) and use the  $\delta_4$  distribution, just as in the dipolar case. We proceed in the same way for  $I_{\text{quad}}$ . We find

$$L_{\text{quad}} = -\frac{1}{3} R_{cdeb} J^{bcde} k^a n_a + \frac{2}{3} g_{eb} J^{cebd} \nabla_{dc} (k^a n_a), \quad (6.21a)$$

$$I_{\text{quad}} = -\frac{1}{3} R_{cde}{}^{(a} J^{b)cde} k_b n_a + \frac{2}{3} J^{c(ab)d} \nabla_{dc} (k_b n_a), \quad (6.21b)$$

where, again,  $n_a$  denotes the normal vector field to the integration hypersurface  $\mathcal{S}$ , and the right-hand side of Eqs. (6.21) is to be evaluated at the position of the particle  $\mathcal{P} \equiv \gamma \cap \mathcal{S}$ .

Next, we simplify Eqs. (6.21). If we write them (schematically) as  $RJ \cdot kn + gJ \cdot \nabla kn$ , the calculation is best done by splitting it in two steps: first the ‘‘quadrupole’’ terms ( $RJ, gJ$ ), and then the ‘‘Killing’’ terms ( $kn, \nabla kn$ ). The former depends on the specific quadrupole, while the latter does not. Let us first compute it, and then we will combine it with the three quadrupoles types (mass, momentum and stress), in three separate parts.

### Killing terms

We start with the ‘‘Killing’’ terms  $k^a n_a$  and  $\nabla_{dc}(k^a n_a)$  in Eq. (6.21a). The first one is easy: we chose the hypersurface  $\mathcal{S}$  such that its normal  $n^a$  coincides with the four-velocity  $u^a$ . Hence we have  $k^a n_a = -z$ , from the (now) classical result  $k^a|_\gamma = zu^a$ . The second term, with the second covariant derivative, is more complicated. We start by applying the Leibniz rule twice, to get

$$\nabla_{dc}(k^a n_a) = n_a \nabla_{dc} k^a + (\nabla_d k^a) \nabla_c n_a + (\nabla_d n_a) \nabla_c k^a + k^a \nabla_{dc} n_a. \quad (6.22)$$

The first two terms are easily dealt with: the first one can be simplified by the Kostant formula (A.3), and in the second one we can use Eq. (6.11) as well as the conservation  $(\nabla_a k_b)^\cdot = 0$ , established in Chap. 3, Eq. (3.78). In details:

$$n_a \nabla_{dc} k^a = n^a R_{acde} k^e = -z E_{cd}, \quad (6.23a)$$

$$(\nabla_d k^a) \nabla_c n_a = -u_c \dot{u}_a \nabla_d k^a = u_c \ddot{k}_d, \quad (6.23b)$$

where Killing’s equation  $\nabla_{(a} k_{b)} = 0$ , and the identities  $k^a|_\gamma = zu^a$  and  $\dot{z} = 0$  were also used several times. Next, the third term on the right-hand side of Eq. (6.22) is simply the second one with  $c \leftrightarrow d$ , and the fourth term is directly given by Eq. (6.13). All these results put together and some simplifications finally leads to

$$\nabla_{dc}(k^a n_a) = -z E_{cd} + 2u_{(c} \ddot{k}_{d)} - k^a \nabla_d K_{ca} - \dot{u}^a \dot{u}_a k_d u_c. \quad (6.24)$$

In a similar fashion, we can compute the Killing terms involved in Eq. (6.21b). Again, the first one is simply  $k_b n_a = zu_b u_a$  and is thus symmetric. For the other term,  $\nabla_{dc}(k_b n_a)$ , we provide the result only, the calculation following closely that of (6.24). We find

$$\begin{aligned} \nabla_{dc}(k_b n_a) &= n_a R_{bcde} k^e - u_c \dot{u}_a \nabla_d k_b - u_d \dot{u}_a \nabla_c k_b \\ &\quad - k_b E_{da} u_c + k_b u_d u_c \dot{u}_a - k_b \nabla_d K_{ca} + 2k_b u_{(d} \dot{u}_{c)} \dot{u}_a, \end{aligned} \quad (6.25)$$

and we can check that the trace with respect to  $ab$  of Eq. (6.25) gives, as expected, exactly Eq. (6.24). Equations (6.24) and (6.25) are key identities that will be used below.

### Mass-type quadrupole

We now compute the quantities  $L_{\text{quad}}, J_{\text{quad}}$  given in Eqs. (6.21) for the case of a mass-type quadrupole, of the form

$$J^{abcd} = u^{[a} J^{b][c} u^{d]}. \quad (6.26)$$

In practice,  $J^{ab}$  will be a placeholder tensor, so that the spin-induced quadrupole (6.6) is found by setting  $J^{ab} = \frac{\kappa_2}{2m} S^a_c S^{cb}$ , and the electric-type tidal quadrupole (6.7a) by setting  $J^{ab} = \frac{3\mu_2}{2} E^{ab}$  (we shall treat the magnetic part further down). We also assume that the rank-2 tensor  $J^{ab}$  in Eq. (6.26) is symmetric and orthogonal to  $u_a$ , since it will be the case of both  $S^a_c S^{cb}$  (under the assumption of the SSC) and  $E^{ab}$  (in general). With the general form (6.26) and these properties of  $J^{ab}$ , a simple calculation readily shows that

$$R_{cdeb} J^{bcde} = -\frac{1}{2} E_{ab} J^{ab} \quad \text{and} \quad g_{eb} J^{cebd} = \frac{1}{4} (J u^c u^d - J^{cd}), \quad (6.27)$$

where  $J \equiv g_{ab} J^{ab}$  is the trace of  $J^{ab}$ . We can now combine all these results into Eq. (6.21a), and we find a number of terms that cancel one another, in particular the electric terms

$E_{ab}J^{ab}$  and four-acceleration terms (using  $u^a\ddot{u}_a = -\dot{u}^a\dot{u}_a$ , cf. Eq. (3.77)). Moreover, all contractions of the form  $J^{ab}u_a$  vanish by assumption on  $J^{ab}$ , and, eventually, we obtain

$$L_{\text{quad}}^{\text{mass}} = \frac{z}{6}(J\dot{u}^a\dot{u}_a + u^a J^{cd}\nabla_d K_{ca}), \quad (6.28)$$

We note that this equation depends on the extrinsic curvature  $K_{ca}$  and thus on the hypersurface of integration. Since we showed that our final result should be independent of it, we expect this term exactly cancel with the  $I_{\text{quad}}$  integral (cf. Eq. (6.20)). In fact, the extrinsic curvature term in the above equation vanishes identically, since, along  $\gamma$ , we have

$$u^a J^{cd}\nabla_d K_{ca} = J^{cd}(\nabla_d(K_{ca}n^a) - u_d K_{ca}\dot{u}^a) = 0, \quad (6.29)$$

where in the first equality we used the Leibniz rule, Eq. (6.11) and  $n^a|_\gamma = u^a$ , and in the second the fact that  $K_{ca}n^a = 0$  by definition and  $J^{cd}u_d = 0$  by assumption. A similar calculation holds for  $I_{\text{quad}}^{\text{mass}}$ , and it is also shown to be independent of  $K_{ab}$ , and thus of the foliation. In the end, the result for both quantities is (for a mass-type quadrupole  $J^{ab}$ )

$$L_{\text{quad}}^{\text{mass}} = \frac{z}{6}g_{ab}J^{ab}\dot{u}^c\dot{u}_c, \quad (6.30a)$$

$$I_{\text{quad}}^{\text{mass}} = \frac{z}{6}J^{ab}\dot{u}_a\dot{u}_b + \frac{z}{4}J^{ab}E_{ab}. \quad (6.30b)$$

### Momentum-type quadrupole

Now we turn to deriving the contribution  $W_{\text{quad}}^{\text{mom}}$  from a momentum-type quadrupole, the middle term in (6.2). Once again, we write

$$J^{abcd} = u^{[a}J^{b]cd} + u^{[c}J^{d]ab}, \quad (6.31)$$

with a momentum-type quadrupole  $J^{abc}$ . Note that  $J^{bcd} = -2\sigma_2 B^{bf}\varepsilon^{cd}{}_{ef}u^e$  in the case of the magnetic-type tidally-induced quadrupole Eq. (6.7b). We note that, by construction,  $J^{bcd}$  verifies  $J^{bcd} = J^{b[cd]}$  and is orthogonal to the four-velocity with respect to all its indices. To get the (momentum-type) quadrupolar contribution  $W_{\text{quad}}^{\text{mom}} = -2I_{\text{quad}}^{\text{mom}} + L_{\text{quad}}^{\text{mom}}$ , we insert Eq. (6.31) into the general expressions (6.21a) (for  $L_{\text{quad}}^{\text{mom}}$ ) and (6.21b) (for  $I_{\text{quad}}^{\text{mom}}$ ). After some calculations similar to those performed above, we find

$$L_{\text{quad}}^{\text{mom}} = -\frac{z}{3}(R_{abcu}J^{cba} + 2J^a\ddot{u}_a + J^a u^b u^c \nabla_a K_{bc}), \quad (6.32a)$$

$$I_{\text{quad}}^{\text{mom}} = -\frac{z}{3}(R_{abcu}J^{abc} - \frac{1}{2}J^{abc}\nabla_b K_{ca}) - \frac{2}{3}J^{abc}\dot{u}_{(a}\nabla_b)k_c, \quad (6.32b)$$

where we defined  $J^a \equiv g_{bc}J^{bca}$  and  $R_{abcu} \equiv R_{abcd}u^d$ . Now let us simplify these two formulae. Among the terms involving the extrinsic curvature  $K_{ab}$ , the one in Eq. (6.32a) is easily shown to vanish because of  $u^a u^b|_\gamma = n^a n^b$ , the Leibniz rule and  $K_{ab}n^a = 0$ . The one in Eq. (6.32b) can be simplified as follows

$$J^{abc}\nabla_b K_{ca} = J^{abc}\nabla_{[b}K_{c]a} = \frac{1}{2}J^{abc}R_{\hat{b}\hat{c}\hat{a}d}n^d = \frac{1}{2}R_{bc\hat{a}u}J^{abc}, \quad (6.33)$$

where used the antisymmetry of  $J^{abc}$  in the first equality, the Codazzi relation (cf. [464]) in the second, and the fact that  $J^{abc} = J^{\hat{a}\hat{b}\hat{c}}$  as well as  $u^a = n^a|_\gamma$  throughout. Using all this and the symmetries of the Riemann tensor and  $J^{abc}$  one last time, we find

$$L_{\text{quad}}^{\text{mom}} = -\frac{2z}{3}(R_{abcu}J^{abc} + g_{ab}J^{abc}\ddot{u}_c), \quad (6.34a)$$

$$I_{\text{quad}}^{\text{mom}} = -\frac{z}{2}R_{abcu}J^{abc} - \frac{2}{3}J^{abc}\dot{u}_{(a}\nabla_b)k_c. \quad (6.34b)$$

### Stress-type quadrupole

For the last, stress-piece of the quadrupole (first term in Eq. (6.2)) the calculation is rather easy since  $\hat{J}^{abcd} \equiv J^{\hat{a}\hat{b}\hat{c}\hat{d}}$  is orthogonal to  $u_a$  with respect to any index. The calculation thus amounts to finding the (rare) terms that will not involve such contractions. Regarding  $L_{\text{quad}}^{\text{stress}}$  (Eq. (6.21a)) the first term will evidently not produce any such term since  $\hat{J}^{abcd}$  is contracted with Riemann tensor. The second term however contains a number of canceling contractions in view of Eq. (6.24) for  $\nabla_{dc}(k^a n_a)$ , and only one remains, the  $E_{cd}$  term. In regards to  $I_{\text{quad}}^{\text{stress}}$  (Eq. (6.21b)), both terms vanish, since both will contain at least one contraction of the four-velocity with some index of  $\hat{J}^{abcd}$ . In the end, the result for the stress-type quadrupole contribution reads

$$L_{\text{quad}}^{\text{stress}} = \frac{z}{3}(R_{abcd} - 2g_{ab}E_{cd})\hat{J}^{dabc}, \quad (6.35a)$$

$$I_{\text{quad}}^{\text{stress}} = 0. \quad (6.35b)$$

### 6.2.4 Results and discussion

The previously established results for the mass-, momentum- and stress-type quadrupolar tensors given in Eqs. (6.30), (6.34) and (6.35), respectively, can be used to write the total quadrupolar contribution  $W_{\text{quad}}$  in the right-hand side of the integral first law (6.20) for a *generic* quadrupole. Indeed, since the latter can always be written in the general form (6.2), we can simply compute  $W_{\text{quad}}$  as

$$W_{\text{quad}} \equiv W_{\text{quad}}^{\text{stress}} + 2W_{\text{quad}}^{\text{mom}} - 4W_{\text{quad}}^{\text{mass}}, \quad (6.36)$$

where each of these contributions are given by the combination  $-2I + L$  in the aforementioned equations. Putting all this together, we find the total quadrupolar contribution as

$$W_{\text{quad}} = \frac{z}{3}\hat{J}^{abcd}(R_{abcd} - 2g_{ab}E_{cd}) \quad (6.37a)$$

$$+ \frac{2z}{3}J^{abc}(R_{abcu} - 2g_{ab}\dot{u}_c) + \frac{8}{3}J^{abc}\dot{u}_{(a}\nabla_{b)}k_c \quad (6.37b)$$

$$+ \frac{2z}{3}J^{ab}(3E_{ab} + 2\dot{u}_a\dot{u}_b - g_{ab}\dot{u}^c\dot{u}_c). \quad (6.37c)$$

This relation holds for *any* quadrupolar model, and can be rewritten in terms of  $J^{abcd}$  simply by using Eq. (6.3). From it one can derive the trace-free version, which could be of interest as they are the only one affecting the motion of particles in vacuum spacetimes [367]. Lastly, let us mention that, to be self-consistent, the quadrupolar contribution (6.37) has to be added to the dipolar one, derived in Sec. 6.2.2, namely

$$W_{\text{dipo}} = -p^a k_a - S^{ab}\nabla_a k_b + D^a \dot{k}_a. \quad (6.38)$$

Although we call Eq. (6.38) a ‘‘dipolar contribution’’, it does contain  $J^{abcd}$ -dependent terms, which come indirectly from the term  $\dot{k}_a = z\dot{u}^a$  in (6.38), and thus the evolution equations. A similar remark can be made for Eq. (6.37) as well, which also contains  $p^a$ - and  $S^{ab}$ -dependent terms through  $\dot{u}^a$ . In fact, all this is simplified by a choice of SSC which allows one to consistently expand the results in powers of a given quantity, typically the spin, as we shall do subsequently.

### Extended spinning particle

In the particular case where the quadrupolar model only assumes a spin-dependence for the (non-minimal) Lagrangian, the tidally-induced quadrupole do not enter the description of the body. Neglecting the tidal forces with respect to spin-induced ones is a reasonable assumption, at least in the inspiral stage of binary systems, where tidal effects enter at higher PN order than the spin-induced ones. In any case, the previous result allows us to write the integral first law of mechanics for a spinning particle, accounting for all quadratic-in-spin effects. To find it, we simply add the dipolar result (6.38) with the quadrupolar one (6.37) in which we take for the generic quadrupole (6.2) the spin-induced one (6.6). To be consistent, we assume the SSC  $S_{ab}u^a = 0$  to ensure that<sup>3</sup>  $J^{ab}u_a = 0$ . We find

$$M - 2\Omega J \stackrel{\text{SSC}}{=} -p^a k_a - S^{ab} \nabla_a k_b + \frac{2z\kappa_2}{m} S^{ac} S_c^b E_{ab} + O(S^4). \quad (6.39)$$

with the  $S^3$  contribution containing the last two terms in the line (6.37), using  $\dot{u} = O(S)$  as established in Chap. 2, Sec. 2.3.2. Equation (6.39) can be rewritten in two interesting ways. First, by recalling the definition (6.7a) of the electric-part of the Riemann tensor and the Kostant formula (A.3),

$$M - 2\Omega J \stackrel{\text{SSC}}{=} -p^a k_a - S^{ab} \nabla_a k_b - \frac{2\kappa_2}{m} S^{ac} S_c^b u^d \nabla_{ab} k_d + O(S^3), \quad (6.40)$$

which agrees with the conjecture made in Chap. 5 where we expected to see higher derivatives of  $k^a$  contracted with higher-order multipoles. Second, we can turn Eq. (6.39) into a form that only depends on the spin vector  $S^a$  (Eq. (2.69)). Introducing the helical vorticity  $V^a$  (Eq. (3.57)), we easily show that (given the SSC)  $S^{ac} S_c^b = S^a S^b - S^2 h^{ab}$ , with  $h^{ab} = g^{ab} + u^a u^b$  the projector orthogonal to  $u^a$ . Since  $E_{ab}$  is traceless, Eq. (6.39) becomes

$$M - 2\Omega J \stackrel{\text{SSC}}{=} -p^a k_a - 2S^a V_a + \frac{2\kappa_2}{m} S^a S^b E_{ab} + O(S^3). \quad (6.41)$$

This equation is a self-consistent, quadratic-in-spin result for a binary systems of spinning point particles. Indeed, it is known that the next-order in the multipolar approximation brings an octupole with cubic-in-spin terms (see [319] or [194]), and any indirect quadratic-in-spin piece that would come from the quadrupolar equations of motion actually contributes at quartic-order, as already above. We also note that we did not include any tidal effect here for the sake of brevity, but our general result (6.37) along with the explicit formulation (6.7) for tidally-induced quadrupoles can be used to add the tidal contributions to Eq. 6.41 as easily as for the spin-induced contribution.

### Comparison at dipolar order

Let us now show that the (Komar)-integral law (6.19) is perfectly compatible with the that derived from the variational law established in Chap. 5, Sec. 5.3.1, at linear order in spin

$$\delta M - \Omega \delta J \stackrel{\text{SSC}}{=} \sum_i z_i (\delta m_i - \omega_i \delta S_i) + O(S_i^2). \quad (6.42)$$

Indeed, by applying Euler's theorem to the function  $M(\sqrt{J}, \sqrt{S_1}, \sqrt{S_2}, m_1, m_2)$ , which is homogeneous of degree one, one obtains from the variational first law (5.51), the following

<sup>3</sup>If we do not choose an SSC, there is simply an extra quadrupolar contribution  $J^{ab} \propto D^a D^b$ , in terms of the mass dipole  $D^a$ .

relationship

$$M - 2\Omega J \stackrel{\text{SSC}}{=} \sum_i z_i (m_i - 2\omega_i S_i) + O(S_i^2). \quad (6.43)$$

After imposing the SSC (2.64) and using  $p_1^a k_a = -m_i z_i$  and  $S_i^a V_a = S_i V = z_i \omega_i S_i$ , as a consequence of Eqs. (3.30), (2.60a), (3.62) and (5.45), we readily obtain the simple algebraic formula

$$M_K - 2\Omega J_K \stackrel{\text{SSC}}{=} \sum_i z_i (m_i - 2\omega_i S_i). \quad (6.44)$$

Assuming that our helically symmetric spacetimes would obey appropriate falloff conditions [385, 512], it can be shown that  $M_K = M$  and  $J_K = J$ , so that the Komar-type derivation of the first integral relation is consistent with the formula (6.43). In fact, the algebraic formula (6.44) suggests that the first integral (6.43) is *exact* at dipolar order, and not merely valid to linear order in the spin amplitudes  $S_i$ .

## 6.3 Variational first law at quadrupolar order

*Note: as pointed out in the text, some results presented in this section are preliminary and part of ongoing calculations. The definitive, correct expressions may ultimately differ from these “anticipated” ones.*

The derivation of the first law of mechanics for quadrupolar particles is one of the main problem tackled during this work. The calculation follow the same step as that presented for the dipolar case. In particular, one must insert the full quadrupolar SEM tensor (Eqs. (6.1a) and (6.1b)) into the generalized first law derived in Chap. 4 and compute the two integrals  $I$  and  $K$  (defined in Sec. (4.75)). Thankfully, it suffices, at the quadrupolar order, to simply add the quadrupolar contribution, coming from the  $J^{abcd}$ -dependent part (6.1a) of the SEM tensor. We have thus two integrals to calculate, namely  $I_{\text{quad}}$ ,  $K_{\text{quad}}$ .

### 6.3.1 Integrals

Thankfully, our previous calculations for the integral first law provided  $I_{\text{quad}}$  for an arbitrary quadrupole. We can therefore read their expression off Eqs. (6.30b), (6.34b) in which we simply substitute the explicit quadrupole models given in Eqs. (6.6) and (6.7). This calculation is done with the same method as above: we skip over the details for the spin and electric-type contributions  $I_{\text{quad}}^{\text{spin}}$ ,  $I_{\text{quad}}^{\text{elec}}$ , which are relatively straightforward. For  $I_{\text{quad}}^{\text{mag}}$ , we mention the following key steps of the calculation

$$J^{(ab)c} \dot{u}_a \nabla_b k_c = J^{(ab)c} \dot{u}_a \varepsilon_{bcde} u^d V^e = -\sigma_2 B_{ab} \dot{u}^a V^b, \quad (6.45a)$$

$$R_{abcu} J^{abc} = \frac{1}{2} R_{cbau} J^{abc} = \sigma_2 B_{ab} B^{ab}. \quad (6.45b)$$

In Eq. (6.45a), the first equality follows from the expansion (3.58) for  $\nabla_a k_b$  in terms of the vorticity  $V^a$ , and the second by replacing  $J^{abc}$  by the magnetic-type quadrupole (6.7). Regarding Eq. (6.45b), the first equality is obtained by combining the algebraic symmetries of both  $R_{abcd}$  and  $J^{abc}$ , and the second by again replacing  $J^{abc}$  and using the definition (6.5) of the self-dual of the Riemann tensor. These two formulae can readily be

inserted in Eq. (6.34b) to find  $I_{\text{quad}}^{\text{mag}}$ . In the end, the three quadrupolar contributions are given

$$I_{\text{quad}}^{\text{spin}} \stackrel{\text{SSC}}{=} -\frac{z\kappa_2}{2m} S^a{}_c S^{cb} E_{ab} - \frac{z\kappa_2}{3m} S^a{}_c S^{cb} \dot{u}_a \dot{u}_b, \quad (6.46a)$$

$$I_{\text{quad}}^{\text{elec}} \stackrel{\text{SSC}}{=} -\frac{3z\mu_2}{2} E_{ab} E^{ab} - z\mu_2 E_{ab} \dot{u}^a \dot{u}^b, \quad (6.46b)$$

$$I_{\text{quad}}^{\text{mag}} \stackrel{\text{SSC}}{=} -\frac{z\sigma_2}{2} B_{ab} B^{ab} + \frac{2\sigma_2}{3} B_{ab} \dot{u}^a V^b, \quad (6.46c)$$

Even for dipolar particles, we showed in Chap. 2 that  $\dot{u}^a = O(S)$ . Therefore, the last two terms on the right-hand side of Eq. (6.46a) are  $O(S^4)$ . As already mentioned above, such quartic-in-spin contributions must be neglected to remain self-consistent at quadrupolar order. Indeed, we do not control the terms of order  $O(S^3)$  or higher that would come from spin-induced multipoles at octupolar order and beyond. Similarly, for a nonspinning, tidally-perturbed body, one has  $\dot{u} = O(R\nabla R)$ , as can be checked using the equations provided in Eq. (A.61e) App. A.4.4, and inserting the tidally-induced quadrupole (6.7) into the force and torque (recall Eq. (2.54)). As a consequence, the last term in Eq. (6.46b) and in Eq. (6.46c) are  $O(R^3(\nabla R)^2)$  and  $O(R^2\nabla R)$ , respectively. These quintic-in-curvature and cubic-in-curvature contributions can also be neglected, as we do not control the terms  $O(R^3)$  or higher that would come from nonlinear tidal effects. Consequently, we find the simplified expression for the total quadrupolar integral  $I_{\text{quad}}$

$$I_{\text{quad}} \stackrel{\text{SSC}}{=} -\frac{z}{2m} \kappa_2 E_{ab} S^a S^b - \frac{3z}{2} \mu_2 \mathcal{E}^2 - \frac{z}{2} \sigma_2 \mathcal{B}^2 + O(R^3, S^4) \quad (6.47)$$

where, as for the integral law, we used the equality  $S^{ac} S_c{}^b E_{ab} = S^a S^b E_{ab}$ , and we also introduced the *tidal invariants*  $\mathcal{E}^2 \equiv E_{ab} E^{ab}$  and  $\mathcal{B}^2 \equiv B_{ab} B^{ab}$  (see e.g., [513, 546, 547]). Here, the spin vector  $S^a$  is uniquely determined from the spin tensor thanks to the SSC. The quadratic invariants play a key role in interfacing GSF/PN/PM theory to EOB theory, and, therefore, it is not very surprising that they would appear in the first law of mechanics.

As we mentioned earlier, having computed the integral  $I_{\text{quad}}$  is not sufficient for the derivation of the first law as we also need an expression for the following integral:

$$K_{\text{quad}} \equiv \int_{\mathcal{S}} T_{\text{quad}}^{ab} \delta g_{ab} \xi^c d\Sigma_c, \quad (6.48)$$

with  $T_{\text{quad}}^{ab}$  given by Eq. (6.1b). The integration process for this integral is as easy as for the other one, and is based on the same choice of integration hypersurface. The difficulty stems from the interplay between the double covariant derivative arising from the quadrupolar term in the SEM tensor, and the  $\delta$ -variations. As a consequence, these calculations are still underway, and there would be no point in giving the expression that we have obtained at the current stage, for which a simplification remains to be made.

### 6.3.2 Preliminary result

Given the fact that the integral  $K_{\text{quad}}$  has not been obtained yet, the explicit form of the first law at quadrupolar order is still unknown. However, given the explicit results obtained in Eqs. (6.46) and the general structure of the first law as a sum of terms of the



form (derivative of  $k^a$ ) times the corresponding quadrupole (recall the discussion around Eq. (5.24)), we *anticipate* that the scalar version *may* take the form

$$\delta M - \Omega \delta J \stackrel{!!!}{=} \sum_i z_i \left( \delta m_i - \omega_i \delta S_i + E_i^S \delta(\kappa_{2,i} \mathcal{Q}_i) + \mathcal{E}_i \delta(\lambda_{2,i} \mathcal{E}_i) + \mathcal{B}_i \delta(\sigma_{2,i} \mathcal{B}_i) \right) \quad (6.49)$$

where  $E^S \equiv E_{ab} s^a s^b$  is the eigenvalue associated with the eigendirection  $s^a \equiv S^a/S$  of the electric-type tidal quadrupole,  $\mathcal{Q} \equiv -S^2/m$  is the quadrupole (mass) moment of a Kerr black hole of mass  $m$  and spin  $S$ . Once again, we stress as it does not have a complete derivation yet, there should be numerical factors in front of the last three terms in Eq. (6.49), and some of the quadrupolar factors may ultimately have to be moved inside or outside of the  $\delta$ -variations. This is the general form of the “expected” result, and it does not have a complete derivation yet.

Naturally the spin-induced quadrupolar contribution is proportional to the scalar quadrupole  $\kappa_2 \mathcal{Q}$ , but also to the eigenvalue of the electric tidal field in the axial direction  $s^a$  of the spin. For each body, only two out of the six parameters  $(m, S, z, \kappa_2^E, \mathcal{E}, \mathcal{B})$  are truly linearly independent, e.g.  $m$  and  $S$ , the other four parameters, say  $\boldsymbol{\theta} \equiv (z, \kappa_2^E, \mathcal{E}, \mathcal{B})$ , being functions of  $m$  and  $S$ . Therefore,

$$\delta \boldsymbol{\theta} = \partial_m \boldsymbol{\theta} \delta m + \partial_S \boldsymbol{\theta} \delta S, \quad (6.50)$$

where the partial derivatives can be computed explicitly in certain physically relevant limits, e.g. the large-mass-ratio limit (black hole perturbation theory and the GSF framework) and the large-separation limit (PN approximation). Those finite-size contributions will effectively renormalize the redshift  $z$  and the spin precession frequency  $\omega$  of each particle in the first law of binary mechanics. In particular, recent GSF results for the redshift parameter  $z$  of a small, extended, compact body on a circular orbit around a Schwarzschild black hole [416], combined with the quadrupolar first law, will give new results for the binding energy and angular momentum, which could then be used to calibrate EOB models with tidal effects.

Lastly, let us make a comment on the phenomenological parameters  $\kappa_2$ ,  $\mu_2$  and  $\sigma_2$  that appear in Eq. (6.49). An isolated black hole has  $\kappa_2 = 1$ , which implies  $\delta \kappa_2 = 0$  under a small variation of the black hole mass  $m$  and spin  $S$ . For an isolated neutron star,  $\kappa_2 \sim 4 - 8$ , depending on the equation of state. Hence comparing two neutron stars with two slightly different internal properties gives  $\delta \kappa_2 \neq 0$  in general. In principle, the tidal field of the companion can correct the  $O(S^2)$  quadrupole of the compact object, thus effectively promoting the constant  $\kappa_2$  to a function of the mass  $m$  and spin  $S$ . In particular, this would imply  $\kappa_2 \neq 1$  for a black hole and thus  $\delta \kappa_2 \neq 0$  in general. However, we did not account for such a small (to be quantified) effect in this work, which would require the addition of appropriate operators in the EFT description of the binary system and a proper matching to a tidally perturbed spinning black hole at  $O(S^2)$ . Regarding the tidal coupling constants  $\mu_2$  and  $\sigma_2$ , it has been shown that they vanish for *nonspinning* black holes, thus implying  $\delta \mu_2 = \delta \sigma_2 = 0$  while comparing two *nonspinning* black holes of nearly identical masses. For a nonspinning neutron star, we have generically nonzero  $\delta \mu_2$  and  $\delta \sigma_2$ . Those scale as the fifth power of the areal radius  $R = m/\Xi$ , where the value of the compactness parameter  $\Xi \sim 0.2$  depends on the equation of state.

## Interlude

FOR most physics students learning about general relativity (GR), it is fair to say that having followed an introductory course on special relativity (SR) is *recommended* at the least. Most of these students (myself included) might have felt that SR is less “complicated” than GR. Without doubts, this is primarily because of the flatness of the Minkowski spacetime, which allows one to stay within the realm of affine geometry, a world already familiar to Euclideanly-trained students. This misconception may also be due to the way SR is usually taught, with more emphasis on a matrix formulation and Lorentz transformations than on the tensorial, operational nature of the theory. But as was beautifully showed by Éricourgoulhon in his treatise on SR in non-inertial frames [21], the geometry of Minkowski spacetime is nothing short of complicated and beautiful. It may as well be curved if one chooses arbitrary coordinates and/or studies accelerated, rotating motions. Of course, GR forces us to leave affine spaces for manifolds, but the effort to make the SR  $\rightarrow$  GR step is, in my opinion, drastically reduced when learning about SR chronogeometrically, as Gourgoulhon teaches.

In any case, these relativistic theories showed how to think of space, time and gravitation geometrically. Einstein himself talked about this matter several times. His thoughts on the geometrization of physics are beautifully summarized in the article *Geometrie und Erfahrung* (Geometry and Experience) [548], which he had prepared for his “particularly nice lecture” given in 1921, at the Prussian Academy’s in honor of Frederick the Great. During this lecture, Einstein makes the distinction between the “practical” geometry, which he refers to as the oldest branch of physics; and “purely axiomatic geometry”, which he does not give any credit for his discovery of relativity. But by distinguishing between the two, Einstein only emphasizes of the geometry of space (and time) in which physical processes take place, and not on the inherent geometry of the laws themselves. Yet, this is where the geometrization of physics started, long before Einstein and his revolutionary ideas, at a time when the frontier between mathematics and physics was very much nuanced.

Indeed, it was classical mechanics that became the first geometrized branch of physics during the eighteenth century, through an ironical situation often found in books on physics history. While it is often said that Lagrange is the father of analytical mechanics (which would become the foundation of symplectic geometry), we find in his 1788 masterwork on analytical mechanics the following warning:

*On ne trouvera point de Figures dans cet Ouvrage. Les méthodes que j’y expose ne demandent ni construction, ni raisonnemens géométriques ou mécaniques, mais seulement des opérations algébriques, assujetties à une marche régulière et uniforme.*

In English: *The reader will find no figures in this work. The methods which I set forth require no constructions nor geometrical or mechanical reasonings, but only algebraic operations, subject to a regular and uniform rule of procedure.* Here, Lagrange speaks, in this particular paragraph, of the “synthetic” geometry, which he will not be using, even though it was the method of choice among geometers and physicists of the time. Instead, Lagrange warns that he will be using new tools, that are now part of classical “analysis”. Nevertheless, it is ironic that by inventing his new analysis tools, in particular, the *Lagrange parentheses*, Lagrange did invent a new geometry: *symplectic geometry*. Indeed, we may rightfully set the birth date of symplectic geometry in 1808, when Lagrange’s work on celestial mechanics showed that the equations of planetary motion could be cast in a greatly simplified form [549], using the tools he invented. The form of these equations were then extended to any mechanical problem by Hamilton, and these ideas were all simplified, extended and understood in details by Poisson, Jacobi and Liouville, to name but a few. An illustration of Lagrange’s early insight can be found in the “Lagrange parentheses”, equivalent to the more commonly known Poisson brackets, which are nothing but the components of the symplectic form [550].

The word “symplectic” was introduced by Hermann Weyl in his treatise on group theory [551] (see the first footnote in chapter VI there) as a replacement for (and Greek-equivalent of) *complex*, also introduced by himself in the context of group theory. Symplectic geometry, at the basis of Mechanics, is more demanding, in some sense, than Lorentzian geometry, on which GR is founded. While pretty much every manifold can be endowed with a Riemannian metric, regardless of its dimension, not all of them can carry a symplectic form. Even excluding odd-dimensional manifolds is not enough. For example, the 4D and 6D sphere cannot be endowed with a symplectic structure (not even a nondegenerate antisymmetric bilinear form for the former!) The main reason behind this fundamental difference between the two is encoded in Jacobi’s identity, or, to paraphrase Arnold [552], *because the three altitudes of a triangle are concurrent* [553]. We leave for the reader the pleasure of discovering why Arnold would have said such a thing.



The first part of this manuscript was based on a relativistic problem, where a “symmetry” was provided by the existence of a helical Killing vector field. In the second part, we will be dealing with a non-relativistic problem, with a symplectic symmetry, hidden at the level of the Hamiltonian of the system. Since the new problem at hand s be rather independent of that studied in the first, let us, at least, keep with the tradition of letting Galileo open the introductory chapter, like in the first part of this manuscript.

## Part II

# Isochrone Orbits in Newtonian Gravity





## Isochronies

*Par exemple, vous prenez aujourd'hui. Vous comptez sept jours. Ça vous emmène dans une semaine. Et bien on sera exactement le même jour qu'aujourd'hui... À une vache près, hein... C'est pas une science exacte.*

KARADOC DE VANNES,  
*Kaamelott, Livre II, (2005).*



THE embodiment of isochrony is undoubtedly the pendulum. Galileo was surely not the first to play with pendula, but was a pioneer in relating his observations of their oscillations and their dependence on the pendulum's parameters. However, the first satisfying analysis of the isochrone pendulum is attributed to Christian Huygens, who managed to construct such a device by combining his geometrical skills and his great knowledge of planar curves. This chapter opens the second part of this thesis with a historical account on the (near-)isochrone pendulum of Galileo, the (exact) isochrone pendulum of Huygens (Sec. 7.1. Then, Sec. 7.2 is dedicated to the introduction of notations and classical results regarding periodic orbits in generic, spherically symmetric potentials. Lastly, in Sec. 7.3, we provide some astrophysical background on Hénon's isochrony, and give a precise definition of the problem that will be explored in the next chapters.

## Chapter Content

7.1	Isochrone pendula . . . . .	177
7.1.1	Galileo's pendulum . . . . .	177
7.1.2	Horlogium Oscillatorium . . . . .	179
	Revisiting Galileo . . . . .	179
	The parabola property . . . . .	180
	The right variable . . . . .	183
7.1.3	Staying in Harmony . . . . .	184
7.2	Periodic orbits in central potentials . . . . .	187
7.2.1	Generalities . . . . .	187
7.2.2	Radial Period . . . . .	189
7.2.3	Apsidal angle . . . . .	189
7.2.4	Radial action . . . . .	190
7.3	Hénon's Isochrony . . . . .	190
7.3.1	The context . . . . .	191
7.3.2	The problem . . . . .	192
7.3.3	The literature . . . . .	194
	Astrophysics . . . . .	194
	Mathematical physics . . . . .	195

## 7.1 Isochrone pendula

In this introductory section, we present a very brief, modern-day summary of Galileo and Huygens' work and ideas in the quest for the isochrone pendulum. Although fascinating in itself, this story presents strong similarities with that related in the second part of this thesis, regarding celestial isochrony.

### 7.1.1 Galileo's pendulum

Attach a bob of mass  $m$  to one end of a massless string of length  $\ell$ , and suspend that string from the other end, so that the bob is only acted upon by gravity and the string's restoring force. Remarkably, this simple mechanical system has been one of the most important physical apparatus in the history of science. There hardly is any other physical system that can, alone, demonstrate the Earth's proper rotation<sup>1</sup> [556], act as a gravimeter and a time keeper [557], set standards of length [558], compute air drag coefficients [559], etc. Among all its properties, the one that kept Galileo's attention was *isochrony*, or the ability of a pendulum to oscillate with a constant period, independently of its releasing height.

If a pendulum is released from rest at an angle  $\theta_o$  with respect to the vertical axis meeting its fixed end, an exact formula for its oscillation period  $T$  can be obtained. Galileo made his observations on the pendulum in the first decade of the seventeenth century, but published them about thirty years later in his famous *Discorsi*. These observations led him to two central results. First,  $T$  is independent of the mass. As we know today, this is a consequence of the universal law of free fall, which he discovered himself [560]. Second, the oscillation period is proportional to the square root of the string's length. Putting these together, we obtain  $T = C\sqrt{\ell}$  where  $C$  is a constant, independent of the mass  $m$ . Galileo is convinced of the isochrony of the pendulum, even though his arguments, from a modern perspective, were not at all convincing [561]. The constant of proportionality  $C$  to which Galileo refers is known today to depend only on the strength of the local gravitational field  $g$ , resulting in the famous result

$$T = 2\pi\sqrt{\frac{\ell}{g}}. \quad (7.1)$$

Galileo's result was, therefore, perfectly sound, and indeed, based on Eq. (7.1), the pendulum does seem isochrone. However, soon after the publication of his results, Galileo's conclusions were rapidly examined by others, notably Marin Mersenne and René Descartes in Paris, who pointed out that Galileo's result were correct but limited to pendula with small oscillations. As a matter of fact, in Mersenne's translation [562] of Galileo's work, we find in Book I, Article XVII the comment<sup>2</sup>

*Si l'auteur eust esté plus exact en ses essais, il eust remarqué que la corde est sensiblement plus long-temps à descendre depuis le haut de son quart de cercle jusques à la perpendiculaire, que lorsqu'on la tire seulement dix ou quinze degrez...*

<sup>1</sup>Foucault's pendulum has a close link with general relativity, see for example this proposal [554] for an experimental check of general relativity involving a Foucault pendulum, or this article [555] explaining the precession of the oscillation plane in terms of the relativistic Thomas precession.

<sup>2</sup>"If the author had made his measurements more carefully, he would have noticed that a pendulum released from  $45^\circ$  takes a longer time to reach the vertical than from  $10^\circ$  or  $15^\circ$ ."



In fact, Galileo did observe these small differences and, retrospectively, nothing should have prevented him to conclude as to the *near-isochrony* of the pendulum. Nothing, except his confirmation bias. Galileo, the father of experimentation and the scientific method, fell into the trap of trying to justify isochrony at any cost, instead of looking for what contradicted his isochrone hypothesis. There are a number of reasons why he did so, but this discussion would lead us too far (we refer to [561, 563] for good references on this matter). Let us simply say that his justifications of any non-isochrone behavior were not convincing from a scientific point of view. Although his conclusion was (partly) incorrect, Galileo had already done the most difficult part: convincing his successors to examine closely *the pendulum*, for it was not a mere oscillating ball anymore, but an apparatus worthy of interest for accurate time-keeping. This was the dawn of precise time measurement [557], that culminated in 1761 with John Harrisson's invention of the *marine chronometer* [564], that would revolutionize sea-travel navigation by allowing for precise longitude measurements.

As of today, we know the pendulum much better, with exact and explicit formulae for  $T$  accounting for arbitrarily large oscillations. Usually stated in terms of elliptic integrals [565] (see also [566]), let us provide another closed-form expression in terms of the mechanical energy  $E$  of the pendulum. As a conserved quantity,  $E$  may be evaluated at any point on the trajectory. Let us choose the release point, where the amplitude is  $\theta_o$  and the velocity vanishes. The mechanical energy  $E$  is then pure potential energy  $E_p$ , simply given by  $mg\ell(1 - \cos\theta_o)$  when we choose  $E_p = 0$  when the pendulum is vertical, at rest. The exact period of oscillation  $T$  takes the form

$$T(E) = 2\pi\sqrt{\frac{\ell}{g}}\left(1 + \sum_{n \geq 1} a_n \mathcal{E}^n\right), \quad \text{with} \quad \mathcal{E} \equiv \frac{E}{2mg\ell}, \quad (7.2)$$

where  $a_n$  are explicit positive coefficients<sup>3</sup> and  $\mathcal{E}$  the dimensionless energy. Since  $\mathcal{E} = \frac{1}{2}(1 - \cos\theta_o)$ , we find  $\mathcal{E} = O(\theta_o^2)$  for small oscillations  $\theta_o \ll 1$ , we do recover the *approximate isochrony* of Galileo's pendulum, which holds if we neglect effects quadratic in the amplitude. To put Galileo's result into perspective, let us take an initial amplitude of  $\theta_o = \pi/6$ , so that  $\mathcal{E} = 1/4$ , thus adding a 3% correction to the small-amplitude result (7.1). With a 3% change, Galileo should have seen this effect, as he reveals using pendula swinging for up to a hundred times [561].

A hint for a way to build a truly isochrone pendulum can readily be found by inspecting the exact formula (7.2) for  $T(E)$ . Notice that, by definition, the dimensionless energy reads  $\mathcal{E} = \frac{1}{2}(1 - \cos\theta_o)$ , so that in Eq. (7.2)  $T$  depends on  $\ell$  through the prefactor and on  $\theta_o$  through the power expansion. These two mathematical dependencies correspond to two competing physical effects. If the oscillation  $\theta_o$  is too wide, then the energy  $\mathcal{E}$  contributes significantly and  $T$  increases. Conversely, if the length  $\ell$  of the pendulum shortens, then  $T$  decreases. Consequently, if somehow one could constrain the string's length to decrease when the wide oscillations take place, there may be a way to make these two effects compensate one another, so that  $T$  remains, in fact, constant. In practice, this can be achieved by placing fixed, curved walls on the side of the pendulum. With this apparatus, as the pendulum swings the string is constrained to wrap around the wall, making it

---

<sup>3</sup>Explicitly,  $a_n \equiv \left(\frac{(2n)!}{4^n(n!)^2}\right)^2$ . Therefore  $a_n \sim 1/\pi n$  for large  $n$  and the series converges for  $|\mathcal{E}| < 1$ , which is equivalent to  $\theta_o \neq \pi$ . Indeed,  $\theta_o = \pi$  is the (unstable) equilibrium, associated to an infinite period. In that case,  $\mathcal{E} = 1$  and the series diverges harmonically.

*effectively* shorter, as explained in Fig. 7.1. The shape of these walls can be tuned so that they only affect the motion in the wide-oscillation regime. In this case, the bob does not follow a perfect circle of radius  $\ell$  anymore. Rather, its path draws a more complicated curve, of equation  $y(x)$  on the right of Fig. 7.1. The solution to the isochrone pendulum will involve such walls and a non-circular curve  $y(x)$ , as we will see below.

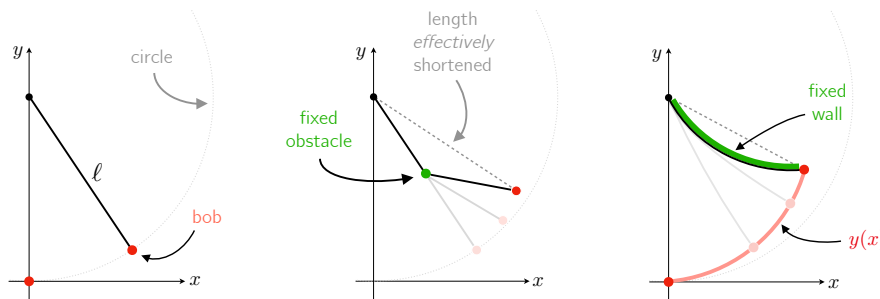


Figure 7.1: *Left*: in the classical pendulum the bob moves on a circle of radius  $\ell$ . *Middle*: a fixed point obstacle (green dot) acts as a secondary, temporary oscillation center, that decreases artificially the length, and thus the oscillation period. *Right*: an infinity of such point obstacles are placed on a curve (green curve) to make a “wall” around which the string wraps. This allows one to change the path  $y(x)$  followed by the bob’s path (in red). Such an apparatus was actually used by Huygens, found in his magnum opus *Horlogium Oscillatorium*.

## 7.1.2 Horlogium Oscillatorium

It is Christiaan Huygens who provided both the first correct explanation of the near-isochrony of Galileo’s pendulum and the solution to the problem regarding the isochrone pendulum. His findings were published in 1673 in a famous and groundbreaking treatise, nowadays called by the title’s first two words: *Horlogium Oscillatorium*. His demonstrations only use elementary geometry, as calculus would only be invented a few decades later<sup>4</sup>. In this section we would like to explain the key steps Huygens took for his discovery of the isochrone pendulum, rewritten here with modern mathematics. Explaining Huygens’ ideas in this fashion provides an interesting derivation seldom seen in the literature, and, crucially, it closely resembles celestial isochrony as it will be defined and explored in the next chapters.

### Revisiting Galileo

The first goal of Huygens is to find the curve  $y(x)$  that produces an isochrone pendulum, i.e., with an oscillating period  $T$  independent of the initial release height. Only then will he discuss the right shape for the side walls that enforces this motion (again, cf. Fig. 7.1). Huygens starts by writing, using geometry, what we would now call the master ODE for this kind of problem, namely

$$\frac{1}{2} \left( \frac{ds}{dt} \right)^2 = g(h_o - y), \quad (7.3)$$

where  $s$  is the (curvilinear) arclength along the path  $y(x)$  and  $h_o$  is the release height. Equation (7.3) is nothing but the conservation of energy, with the kinetic energy difference

<sup>4</sup>Although, quite remarkably, reading through Huygens’ geometric arguments clearly reveals hints of what would later become limits, derivatives and integration [567].

on the left equal, at all times, to the gravitational potential energy difference on the right, the points of reference being an arbitrary point on the curve and the turning point, where  $(\dot{s}, y) = (0, h_o)$ . Huygens considers first the case of Galileo's free pendulum. As said before,  $y(x)$  is then a circle of radius  $\ell$ , the string's length. Therefore, this path is given by  $x^2 + (y - \ell)^2 = \ell^2$ , with the Cartesian coordinates  $(x, y)$  erected with respect to the lowest point on the circle (as in Fig. 7.1). A classical calculation then gives  $ds/dy = \ell/x$ , so that Eq. (7.3) reads, for the *classical* pendulum

$$\frac{1}{2} \left( \frac{dy}{dt} \right)^2 = g(h_o - y)(1 - (y/\ell - 1)^2). \quad (7.4)$$

To get the period  $T$ , it suffices to isolate  $dt$ , express it in terms of  $dy$  and integrate the result. In fact, it is the cubic-in- $y$  polynomial in the right-hand side of Eq. (7.4) that will give rise to the aforementioned elliptic integral, which can then be turned into Eq. (7.2). Huygens already knows about the anisochrony of the regular pendulum, and rather wants to understand why, geometrically, in small-oscillation limit it becomes isochrone. With modern day notations, this limit is simply  $y \ll \ell$ , and in this case Eq. (7.4) becomes

$$\frac{1}{2} \left( \frac{dy}{dt} \right)^2 = 2g(h_o - y)y/\ell. \quad (7.5)$$

Now we may compute the oscillating period as follows. As the pendulum is released from the left-hand side of the vertical, it goes down (from height  $h_o$  to height 0), and then up (from 0 to  $h_o$ ) before reaching the turning point on the right-hand side of the vertical. It then swings all the way back, symmetrically. Consequently, by symmetry,  $T$  is four times that the time taken from height  $h_o$  to height 0. Since  $\dot{y} < 0$  on this portion, we obtain by inverting Eq. (7.5) for  $dt$  and integrating the result:

$$T = 2\sqrt{\frac{\ell}{g}} \int_0^{h_o} \frac{dy}{\sqrt{(h_o - y)y}}. \quad (7.6)$$

One can then check that the integral on the right-hand side of (7.6) is independent of  $h_o$ , as it evaluates exactly to  $\pi$ , giving the classical, small-angle result (7.1).

### The parabola property

Of course, Huygens did not have access to integrals as we have shown here. His work was based on pure geometry. In geometrical terms, the Taylor approximation  $y/\ell \ll 1$  we made to go from Eq. (7.3) to Eq. (7.4) is nothing but the act of replacing the original circle by its *osculating parabola* at the origin, as showed on Huygens' own drawings (cf. Fig. 7.2). With our method or Huygens', the result is the same: it allows one to get the "time of the curve", i.e.,  $T$  in terms of  $y(x)$  (Eq. (7.6)). The next goal is, naturally, to find a way to invert this relation. Huygens thus asks:

*For what trajectory, if any, would the parabolic relationship used to construct the inverse curve of time be exact?*

Here, he speaks of the osculating parabola argument that allowed an explicit calculation. Heuristically, if the effect of this osculation could be applied (somehow) to the whole curve (and not just at one point), then the resulting pendulum would be isochrone in all oscillations, not just small ones. From this point on, Huygens' geometric demonstration

consists in showing that the *cycloid* is such a curve (see Fig. 7.2). His proof, in this sense, may be a bit disappointing at first: he uses the known, end result to motivate the means to prove it.<sup>5</sup> Nevertheless, the beauty of the geometrical arguments involved makes up for it.

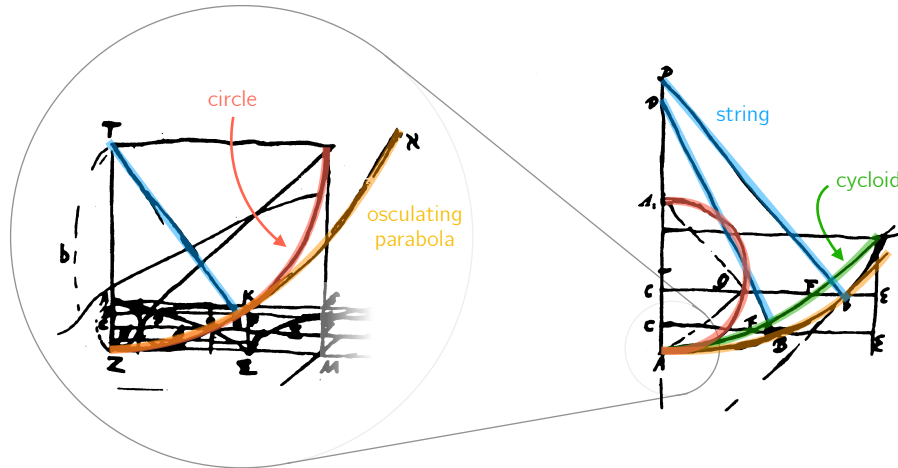


Figure 7.2: The first (left) and last (right) figures drawn by Huygens in his 1659 *Worknote on the Pendulum*. Highlighted in color are the different curves considered in his proof: the circle (classical pendulum), its osculating parabola (small-angle approximation) and the cycloid (the isochrone pendulum). The left figure represents small-angle approximation (osculating parabola) of the classical pendulum (circle). The right figure shows that it is an approximation of the actual isochrone pendulum (cycloid). For references and details on these notes, see [569].

To understand, with modern-day notations, how his proof works, let us summarize how we arrive at the isochrone result in the small amplitude limit:

- First, we assumed that  $y(x)$  was a circle, which allowed to replace the arclength parameter  $s$  for the height  $y$ , going from (7.3) to (7.4)
- Then we replaced the circle by its osculating parabola, so as to turn the cubic into a quadratic, going from (7.4) to (7.5)
- Finally, the peculiar form of the integral (7.6), with a square root of a quadratic in the denominator, and its roots as integral limits, gives a constant value.

Clearly, isochrony comes from the second step, i.e., the right-hand side of (7.5) being *quadratic* in  $y$ . With this in mind, let us go back to the master equation (7.3) but without making the assumption of step 1, keeping a general curve  $y(x)$  (or  $y(s)$ , equivalently). We write it as an ODE for  $y$  using the Leibniz rule as

$$\frac{1}{2} \left( \frac{dy}{dt} \right)^2 = g(h_o - y) \left( \frac{dy}{ds} \right)^2 . \quad (7.7)$$

Now let us suppose that the curve  $y(s)$  is such that Eq. (7.7) (an exact equation) is *exactly the same ODE* as Eq. (7.5) (an approximate one). By comparing Eqs. (7.7) and (7.5),

<sup>5</sup>One might even wonder if Huygens did not even discover that the cycloid was a solution in the first place, and then checked if it yielded an isochrone pendulum. Indeed, before starting to think about this problem he already knew about the cycloid, as he was just getting out of a mathematical controversy after a challenge on this very curve posed by Blaise Pascal in 1658 [568].

this implies that  $y(s)$  satisfies

$$\left(\frac{dy}{ds}\right)^2 = \frac{2y}{\ell} \quad \Rightarrow \quad y(s) = \frac{s^2}{2\ell}, \quad (7.8)$$

where the integration constant has been set to 0 to ensure  $y(0) = 0$ . The<sup>6</sup> solution to the isochrone pendulum problem is right there, in Eq. (7.8). Indeed, combining Eqs. (7.7) and (7.8) to compute the period just as before readily gives  $T = 2\pi\sqrt{\ell/g}$ , as expected (we leave this easy integral for the reader). The associated pendulum is exactly isochrone, as no small-angle approximation was made to obtain it.

Nevertheless, it is not straightforward to infer by eye the actual shape of the curve  $y(x)$  from its arclength parametrization (7.8). To obtain a more traditional, Cartesian equation, we look for a parametric equation, using  $s$  as a parameter. To this end, we derive from  $y(s)$  the other coordinate function  $x(s)$ , using again the Euclidean line element  $ds^2 = dx^2 + dy^2$ , which readily gives  $dx/ds = \sqrt{1 - s^2/\ell^2}$ . After an integration by parts, we readily obtain

$$x(s) = \frac{\ell}{2} \arcsin \frac{s}{\ell} + \frac{s}{2} \sqrt{1 - \frac{s^2}{\ell^2}}, \quad (7.9)$$

with the integration constant set to 0 to ensure  $x(0) = 0$ . Eqs. (7.8) and (7.9) provide the arclength parametrization for the Cartesian coordinates of the curve. However, there is a much more natural one. Indeed, it is clear that Eq. (7.9) calls (screams, even) for the introduction of an angle  $\phi$  such that  $s = \ell \sin \phi/2$ . Replacing  $s$  by this new parameter  $\phi$  in Eqs. (7.8) and (7.9), we find (with well-chosen trigonometric identities)

$$x(\phi) = \frac{\ell}{4}(\phi + \sin \phi) \quad \text{and} \quad y(\phi) = \frac{\ell}{4}(1 - \cos \phi), \quad (7.10)$$

the range of the parameter  $\phi$  being  $[-\phi_o; \phi_o]$ , where  $\phi_o \equiv \arccos(1 - 4h_o/\ell)$  is found by setting  $y(\phi_o) = h_o$ . Equation (7.10) is the familiar parametrization of the *cycloid*<sup>7</sup>. This particular expression is reminiscent of its geometrical definition as the path followed by a fixed point on the circumference of a freely rolling circle (of radius  $\ell/4$  here), as depicted at the top in Fig. 7.3. In this parametrization (7.10),  $\phi$  is simply the angle by which the circle has rotated. That the cycloid is the solution to the isochrone pendulum is not really a surprise for who knows about two other equally famous curves: the *brachistochrone* and the *tautochrone*. The former is the curve that minimizes travel time of a freely rolling ball between any two points (left in Fig. 7.3), and the latter is the curve along which any two balls released from different heights will reach the bottom point at the same time (right in Fig. 7.3). These two curves are also cycloids, and are very closely related to the isochrone pendulum. Huygens solved the tautochrone problem<sup>8</sup>, while both Bernoulli brothers (and Leibniz) solved the brachistochrone problem first, in 1796 [571].

<sup>6</sup>Or at least, *one* solution to the problem. Just like Huygens, we did not prove its unicity. Although it turns out that the cycloid is the unique symmetric isochrone pendulum (i.e., the motion is symmetric with respect to the vertical axis), there exists an infinity of asymmetric isochrone pendula, as shown in [570].

<sup>7</sup>In light of the above, it is rather amusing to note that the name *cycloid*, was coined by Galileo, who claimed to have studied it for more than fifty years [571].

<sup>8</sup>Solving the tautochrone problem is equivalent to finding an isochrone pendulum, the only difference being that the string tension is replaced by the contact force from the solid curve.

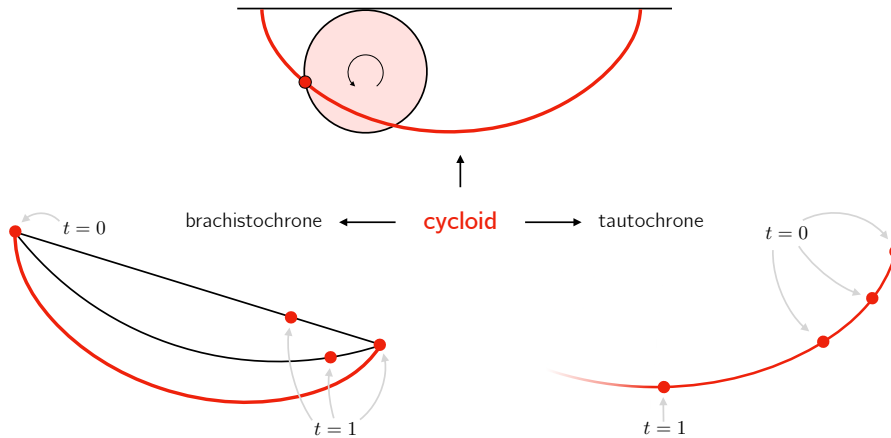


Figure 7.3: *Top*: the traditional definition of the cycloid as the curve followed by a point on a rolling circle. *Bottom left*: the brachistochrone (cycloid, in red) and two other curves in black. Of the three rolling balls released from the top at  $t = 0$ , the first to arrive at the tip is the one on the cycloid ( $t = 1$ ). *Bottom right*: the cycloid is a tautochrone: balls released at  $t = 0$  from different heights all reach the bottom at the same time ( $t = 1$ ). We encourage the reader to look at [571] which contains a nice historical perspective on these curves.

### The right variable

One of the most important result of the previous calculation is that it allows one to rewrite the cycloid pendulum as a true harmonic system, where Galileo's circular pendulum was only nearly harmonic. This harmonic behavior is only revealed when the problem is written in term of the arclength  $s$  along the path. In terms of  $s$ , the equation of motion, obtained by combining the master ODE (7.3) and the parametrization (7.8), is simply

$$\frac{1}{2} \left( \frac{ds}{dt} \right)^2 = g \left( h_o - \frac{s^2}{2\ell} \right), \quad (7.11)$$

This ODE, with a parabola on the right-hand side, is a hallmark of isochrony, as we shall see in this the next chapter. By differentiating Eq. (7.11) with respect to time, we obtain  $\ddot{s}(t) + (g/\ell)s(t) = 0$ , which is the ODE of an harmonic oscillator.

The exact equation (7.7) can be used to understand the reason why Galileo's pendulum is nearly isochrone for small oscillations, and also why any pendulum is. Indeed, consider a pendulum described by the Cartesian curve  $y(x)$ , and expand it around  $x = 0$ , i.e., the downward equilibrium. There, we have  $y = 0$  by construction of the coordinates, and  $dy/dx = 0$  since the velocity must be perpendicular to the (vertical) string. Assuming a smooth curve, we have,

$$y(x) = \frac{x^2}{2\ell} + O(x^3), \quad (7.12)$$

for some constant  $\ell \equiv 1/y''(0)$ , which is nothing but the radius of curvature at  $x = 0$ . Eq. (7.12) is simply the second-order Taylor approximation of *any* pendulum's motion. To link this to the arclength  $s$ , we can use the Euclidean line element in the form  $ds^2 = dx^2 + dy^2$ , and after a short calculation, we obtain

$$\left( \frac{dy}{ds} \right)^2 = \frac{2y}{\ell} + O(y^2). \quad (7.13)$$

This result, although elementary, is crucial because it holds for any pendulum, and can be used to show two things. On the one hand, inserting it into the master equation (7.8) readily gives Eq. (7.5), the small amplitude equation of Galileo’s circular pendulum. Consequently, as claimed, any pendulum will exhibit isochrony in the small-angle limit. On the other hand, we see that the exact cycloid ODE Eq. (7.8) is the first-order approximation to the general result (7.13). In other words, where all pendulum are nearly isochrone because they can all be approximated by a parabola (in the  $y$  or  $s$  coordinate), only one curve extends this parabolic property to the whole pendulum, the cycloid. The difference between these two cases is encapsulated in the  $O(y^2)$  term in Eq. (7.13).

Now that Huygens has found that the cycloid solves the isochrone problem, his last step is to find the shape of the pendulum walls (cf. Fig. 7.1) to enforce this curve. This reverse problem leads him to introduce the notions of *involute* and *evolute* of a curve. The involute of a curve is the locus of points drawn by a pendulum’s bob when it wraps around that curve, and the evolute is the converse, i.e., the evolute of the involute of a curve is the curve itself. Huygens goes on to show that the cycloid is its own involute (and evolute), as can be seen on Fig. 7.4. Consequently, by the very geometry of the problem, the walls that will enforce cycloidal motion are portions of that same, exact cycloid. This is a unique property that, once again, characterizes the cycloid among all other curves.




Figure 7.4: *Left and middle*: an excerpt from Huygens’ notebook on the isochrone pendulum, where we see both the cycloid path followed by the pendulum’s bob, and the cycloid walls that generate the motion. This is only possible because the involute of a cycloid (the red curve in the middle) is a cycloid (the green walls). *Right*: the actual size and shape of the walls used by Huygens for his cycloid pendulum, as depicted in his *Horlogium Oscillatorium*, with the same color-coding as the other figures.

### 7.1.3 Staying in Harmony

After Galileo and Huygens’ investigations of the pendulum, a profusion of designs for pendulum clocks were proposed. Huygens’ cycloid was perfectly isochrone on the theoretical point of view, and on the experimental side too. In 1657, him and the horologist Salomon Coster built a pendulum providing a hundred-fold increase in accuracy compared to older designs, losing only 15 seconds per day. However, for most purposes, it did not prove that useful, as the cycloid pendulum only provided increased accuracy for wide oscillations, whereas a rigid, classical pendulum with small-oscillations was enough for most applications.

Yet, Huygens found another way of applying his isochrone pendulum to time-keeping devices. After the mastering of regular pendulums, the advent of pocket clocks and wrist

watches came with another challenge: for these devices, gravity does not always point downward with respect to the oscillator. Since for the pendulum gravity acts as a restoring force, the natural first try was to mimic gravity by replacing it with a spring. It is in this context that Robert Hooke stated the eponymous law in 1675, first publishing with an anagram (a common practice at the time)

$$ceiinossttuv \Leftrightarrow ut tensio, sic vis$$

which translates in modern day mathematics into  $F \propto x$ , where  $F$  is the restoring force and  $x$  the displacement. As we know today, this force derives from a potential proportional to the displacement squared, nowadays called the harmonic (or Hooke) potential. In other words, the time-dependent displacement of such a body under the influence of a Hooke force satisfies the ODE (7.11), just like the isochrone pendulum. Huygens only needed to find how to construct, mechanically, such a force. Thankfully, Huygens knows all about curves, and invents right around that time the *spiral balance*, an apparatus composed of a metallic spring in the shape of an Archimedean spiral<sup>9</sup>. This curve has a polar equation of the form  $r = a + b\theta$ , where  $a, b$  are constants, and as a spring, produces a restoring force that satisfies (an angular) Hooke's law even for wide amplitudes. Coupled to an oscillator, it produce isochrone motion. Just like Hooke, Huygens shares his discovery in a coded message that he sends to Royal Society's secretary Henry Oldenburg in 1675 [558]:

413537312343242

abcefilmnorstux

which, once deciphered, gives in Latin “*Axis Circuli mobilis affixus in Centro Volute ferrea*”, or “the axis of the mobile circle is fixed at the center of an iron spiral”. This is indeed the basic mechanism that can be found drawn on several letters sent by Huygens around 1675, as depicted in Fig. 7.5. The period of oscillation  $T$  for the spiral balance depends on the moment of inertia  $I$  of this “mobile circle” (the balance wheel in red in Fig. 7.5) and on the stiffness  $\kappa$  of the spiral spring, through the relation

$$T = 2\pi\sqrt{\frac{I}{\kappa}}, \quad (7.14)$$

We see from Eq. 7.14 the isochrone nature of this system (of course, up to nonlinearities in the spring and energy losses). This very mechanism is still present in most mechanical clocks and watches.

The quest for isochrone oscillations and precise time-keeping devices did not end with the seventeenth century, of which we provide a summarizing timeline in Fig. 7.6 for the reader's convenience. This rich and major part of scientific history is fascinating, and the interested reader will find in [557] (in French) much more about it.

This first introductory section could be seen as rather unrelated to the problem that will occupy us in the next chapters. After all, we will deal with Newtonian, celestial mechanics with the true Kepler potential ( $\psi(r) \propto -1/r$ ), whereas Huygens considered a constant gravitational field, associated to a Hooke potential ( $\psi(z) = mgz$ ). However, it is my hope that, at the end of the second part of this thesis, the reader will understand why Huygens' derivation is so interesting in the light of celestial isochrone mechanics. In particular, regarding the previous discussion, three key points stand out, and will be worth remembering:

---

<sup>9</sup>Huygens, whose father nicknamed *my little Archimedes*, knew about Archimedes' work very well. Interestingly enough, we will also meet Archimedes in celestial isochrony.



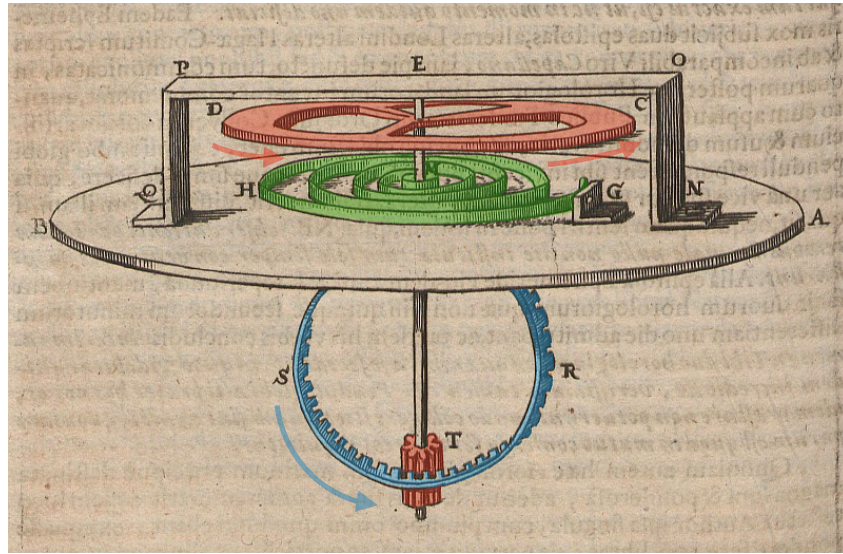


Figure 7.5: Huygens' drawing of a spiral balance, found in a letter sent to Jean Gallois in 1675 [558]. The balance wheel (in red) connects to the spiral spring (in green) through a vertical shaft. Turning the wheel loads potential energy into the spring, and releasing it starts the back and forth motion. The shaft terminates at the bottom with a cog transmitting motion the geared wheel (blue).

- there exists an adapted variable in which the isochrone pendulum looks like a harmonic oscillator,
- isochrony is equivalent to the potential looking like a parabola in this variable,
- sometimes, insight can be found by looking at Archimedes' work.

Remarkably, these three features will be at the core of our resolution of the isochrone problem as initially formulated by Michel Hénon in 1959.

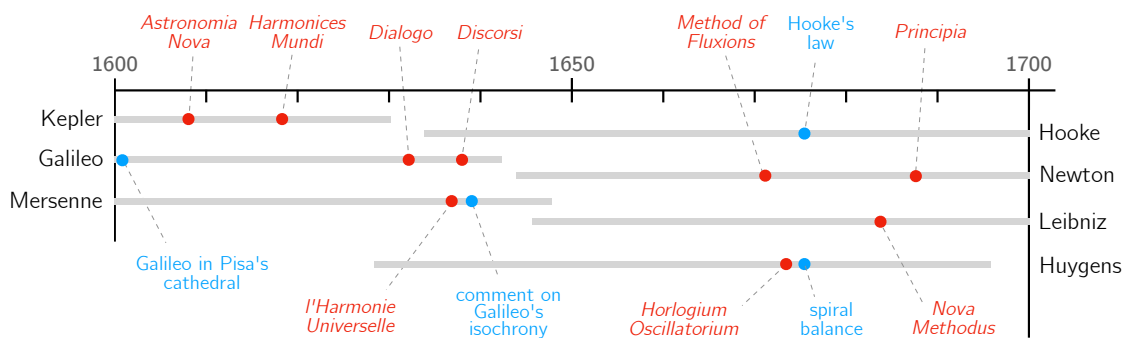


Figure 7.6: Seventeenth century timeline of the main works and events cited in this introduction. Horizontal grey lines shows the life span of the associated scientist, on left and right (note that birth and death fit into this century for Huygens only). In red their *magnum opus* (*opera* for some of them), with their common name (in general a shorthand of the whole title). In blue historical notes that have been cited in the text. Many additional and interesting historical references can be found in the very nice account [558].

## 7.2 Periodic orbits in central potentials

The main difference between the isochrony of the pendulum, as described above, and the isochrony defined by Michel Hénon is that (1) it deals with a 2-dimensional problem, and (2) it is defined in the context of celestial mechanics. Consequently, in this section we shall lay the general definitions that will be used throughout the next chapters. In Sec. 7.2.1, we derive some standard results regarding periodic orbits of test particles in a given central, gravitational potential. Then, in Secs. 7.2.2 and 7.2.3 we define two constants of motion that will be at the core of Hénon's isochrony, defined in the next chapter.

### 7.2.1 Generalities

Let us consider the three-dimensional Euclidean space and an inertial frame of reference equipped with a set of spherical coordinates  $(r, \theta, \varphi)$  and the associated natural basis  $(\vec{e}_r, \vec{e}_\theta, \vec{e}_\varphi)$ . We assume that around the origin  $O = (0, 0, 0)$  lies a spherically symmetric distribution of matter with mass density  $\rho(r)$ . This system generates a gravitational potential, denoted  $\psi(r)$ , that obeys Poisson's equation

$$\Delta\psi(r) = \frac{1}{r^2} \frac{d(r^2\psi')}{dr} = 4\pi G\rho(r), \quad (7.15)$$

where a prime ' denotes a differentiation with respect to  $r$ , and  $G$  is Newton's constant. We consider a test particle of mass  $m$  orbiting this system, with position vector  $\vec{r}$  and velocity vector  $\vec{v} \equiv d\vec{r}/dt$ . Owing to the spherical symmetry, the angular momentum  $\vec{L} \equiv m\vec{r} \times \vec{v}$  of the particle is conserved. Its norm is given by  $|\vec{L}| = mr^2\dot{\theta}$ , with the usual notation  $\dot{\theta} = d\theta/dt$  for the time derivative. The total energy  $E$  of the particle, sum of a kinetic term  $\frac{1}{2}m|\vec{v}|^2$  and a potential term  $m\psi$ , is conserved as well. Let us introduce  $\xi \equiv E/m$ , the (total) energy of the particle per unit mass; and  $\Lambda \equiv |\vec{L}|/m$ , the (norm of the) angular momentum per unit mass. The explicit computation of the energy in terms of  $r$  yields the following energy conservation equation

$$\xi = \frac{1}{2} \left( \frac{dr}{dt} \right)^2 + \frac{\Lambda^2}{2r^2} + \psi(r). \quad (7.16)$$

Since  $E$ ,  $\vec{L}$  and  $m$  are conserved quantities,  $\xi$  and  $\Lambda$  are two constants of motion. In a given potential  $\psi$ , the quantities  $(\xi, \Lambda)$  are sufficient to know everything about the dynamics of a particle, up to initial conditions in the position. Accordingly, we will abuse notation and speak of  $(\xi, \Lambda)$  as a *particle*. Along with these initial conditions, Eq. (7.16) forms a nonlinear ODE for the function  $t \mapsto r(t)$ . We are interested in orbits and therefore will consider bounded solutions to Eq. (7.16). Once  $r(t)$  has been obtained by solving Eq. (7.16), we can solve for the angular part  $\theta(t)$  by means of conservation of angular momentum, which readily gives

$$\frac{d\theta}{dt} = \frac{\Lambda}{r^2}. \quad (7.17)$$

This one-way decoupling between radial and angular motion will be important for our purpose, as the definition of isochrony depends on the characteristics of the radial motion of a test particle.

Since the orbit is bounded and the function  $r(t)$  is continuous, we may define  $r_P$  and  $r_A$  as the minimum and maximum values of  $r(t)$ . Physically,  $r_P$  is (the radius of) the

*periapsis*, i.e., the point on the orbit closest to  $O$ ; and  $r_A$  that of the *apoapsis*, the one farthest from  $O$ . At these turning points, the radial velocity  $\dot{r}\vec{e}_r$  vanishes and  $\dot{r}$  changes sign. Consequently, by Eq. (7.16),  $r_P$  and  $r_A$  are two solutions to the following algebraic equation<sup>10</sup>

$$\xi = \psi_e(r) \equiv \frac{\Lambda^2}{2r^2} + \psi(r), \quad (7.18)$$

where we have introduced the *effective potential*  $\psi_e(r)$ , sum of the gravitational potential  $\psi(r)$  and the centrifugal term  $\Lambda^2/2r^2$ . Note that, for some values of  $(\xi, \Lambda)$ , there is a unique solution  $r_C$  to Eq. (7.18). The associated orbit is circular, of radius  $r = r_C$ . This can always be seen as the degenerate case  $r_P \rightarrow r_A$ .

It is customary to use the effective potential to study geometrically the orbit of a particle, depending on its energy. As depicted in Fig. 7.7, one plots the function  $\psi_e$  for a given value of  $\Lambda$ , and then draws a line of height  $\xi$ . By construction, any choice of initial conditions will yield  $\xi \geq \min \psi_e$ . When there are two intersections between the line  $y = \xi$  and the curve  $y = \psi_e(r)$ , the orbit is non-circular and one can read the periapsis  $r_P$  and apoapsis  $r_A$  as the abscissae of the intersection points. When there is only one intersection, its abscissa is the orbital radius  $r_C$  and the orbit is circular. Furthermore, at  $r = r_C$  the tangent to the curve is the horizontal line  $y = \xi$ , and therefore,  $\psi'_e(r_C) = 0$ . Two examples of this classical construction are depicted in Fig. 7.7 for two particles sharing the same energy but having different angular momenta.

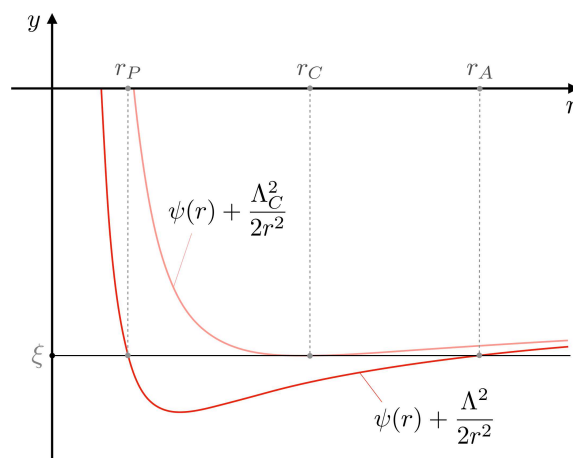


Figure 7.7: The graph  $y = \psi_e(r)$  corresponds to the effective potential  $\psi(r) + \Lambda^2/2r^2$ . Two  $\psi_e$  are depicted, associated with two particles with different angular momenta:  $\Lambda$  (bottom curve, red) and  $\Lambda_C > \Lambda$  (top curve, light red). The vertical line  $y = \xi$  defines two orbits associated with the same energy  $\xi$ . Particle  $(\xi, \Lambda)$  is on a generic, non-circular orbit  $[r_P, r_A]$  and particle  $(\xi, \Lambda_C)$  is on a circular orbit of radius  $r_C$ . Note that they both orbit in the same potential  $\psi$ .

Lastly, it is worth noting that, by virtue of Eq. (7.16), the quantity  $\xi - \psi_e(r) \propto \dot{r}^2$  should always be strictly positive when  $r(t) \in ]r_P, r_A[$ , and vanish at  $r_P$  and  $r_A$ , by definition.

<sup>10</sup>When there are more than two solutions to Eq. (7.18), say  $(r_1, \dots, r_n)$  for some  $n \geq 3$ , the orbit is selected on the graph by the initial radius  $r_0$ : its periapsis and apoapsis being  $r_P = r_i$  and  $r_A = r_{i+1}$ , where  $i$  is such that  $r_0 \in [r_i, r_{i+1}]$ .

## 7.2.2 Radial Period

The Hamiltonian nature of the system implies that any bounded and continuous solution to Eq. (7.16) must be periodic [344]. In other words, if an orbit is bounded in a central potential, it is necessarily radially periodic. We shall define the *radial period* (the period in short hereafter) as the smallest  $T \in \mathbb{R}_+^*$  such that  $r(t+T) = r(t)$  for all  $t \geq 0$ . Note that the *radial period*  $T$  always exists for bound orbits. It should not be confused with the *period of motion* of the particle (i.e., the period of the position vector  $t \mapsto \vec{r}(t) \in \mathbb{R}^3$ ). The later only exists if the orbit is closed in real space, as for Keplerian ellipses.

For a generic, non-circular orbit, one can get a formula for  $T$  by first isolating the variables  $t$  and  $r$  in Eq. (7.16). This yields

$$dt = \pm \frac{dr}{\sqrt{2\xi - 2\psi(r) - \Lambda^2/r^2}}. \quad (7.19)$$

In this formula, the  $+$  sign corresponds to an increasing radius  $r(t)$ , i.e., when the particle goes from  $r_P$  to  $r_A$ , whereas the  $-$  sign corresponds to a decreasing radius, i.e., when the particle comes from  $r_A$  back to  $r_P$ . Integrating Eq. (7.19) over a full period and taking into account the two different signs provides the following integral formula for the period, which we take as a definition

$$T \equiv 2 \int_{r_P}^{r_A} \frac{dr}{\sqrt{2\xi - 2\psi(r) - \Lambda^2/r^2}}. \quad (7.20)$$

Notice that the bounds of the integral  $r_P$  and  $r_A$  are precisely the zeros of the denominator vanish, by virtue of Eq. (7.18). The fact that  $x \mapsto 1/\sqrt{x}$  is integrable near 0 ensures the convergence of the integral.<sup>11</sup> We note that strictly speaking, the integral in (7.20) does not make immediate sense for circular orbits. As we shall see with explicit formulae in the next chapters, by continuity there is a well-defined notion of radial period associated to circular orbits, in terms of  $\xi$  and/or  $\Lambda$ .

## 7.2.3 Apsidal angle

Let a particle  $(\xi, \Lambda)$  be at some position  $(r(t), \theta(t))$  on its orbit at some fixed time  $t$  (red point on the right of Fig. 7.8). The radial period  $T$  corresponds to the time taken for the particle to go back to that radius  $r(t)$  (with the same sign of  $\dot{r}$ ). This does not mean, however, that the orbit itself is a closed curve in real space. It will be the case only if, after a period  $T$ , the new angle  $\theta(t+T)$  is equal to  $\theta(t) + q\pi$ , for some rational number  $q \in \mathbb{Q}$ . The orbit then closes after a finite number of radial periods that equal the denominator of  $q$ .

To quantify this, we define the quantity  $\Theta \equiv \theta(t+T) - \theta(t)$ . This angle is constant<sup>12</sup> and corresponds physically to the angle difference between any two positions, a period  $T$  apart. In orbital mechanics it is customary to take the angle difference between two successive periapsis, as depicted in Fig. 7.8. Therefore, we shall call  $\Theta > 0$  the *apsidal*

<sup>11</sup>Indeed, using Eq. (7.18), we have the Taylor expansion  $\xi - \psi_e(r) = \psi'_e(r_P)(r_P - r) + o(r_P - r)$ , and  $\psi'_e(r_P) \neq 0$  since the orbit is non-circular. The integrand in Eq. (7.20) is thus equivalent to  $(r_P - r)^{-1/2}$ , which is integrable at  $r_P$ . The same holds at  $r_A$ .

<sup>12</sup>Since  $\Lambda = r^2 \dot{\theta}$  we have  $\dot{\Theta} = \Lambda/r(t+T)^2 - \Lambda/r(t)^2$ , which vanishes by  $T$ -periodicity of  $r(t)$ .

*angle.* When  $\Theta$  is a rational multiple of  $\pi$ , the orbit depicts a closed curve in real space. Otherwise, the orbit densely fills the shell region  $r \in [r_P, r_A]$ .

An integral formula can be obtained for  $\Theta$ , by using the conservation of angular momentum Eq. (7.17). This equation gives  $d\theta = \Lambda dt/r^2$ , which, when combined with Eq. (7.19) and integrated over one period, gives easily

$$\Theta \equiv 2\Lambda \int_{r_P}^{r_A} \frac{dr}{r^2 \sqrt{2\xi - 2\psi(r) - \Lambda^2/r^2}}. \quad (7.21)$$

Equation (7.21) is well-defined for any non-circular orbit, but also admits a finite value in the circular-orbits limit, just as the integral for  $T$  in Eq. (7.20). We shall come back to this in the next chapters.

### 7.2.4 Radial action

A Hamiltonian treatment of the problem will be thoroughly discussed in Chap. 9. For now, we will only need one result from it, the existence of a *radial action*  $J$ . Fundamentally, this is defined as the integral over one radial period of the momentum conjugated to the radial variable  $r$ . In practice, this momentum is simply  $m\dot{r}$ , and we will simply define this action by

$$J = \frac{\sqrt{2}}{\pi} \int_{r_P}^{r_A} \left( \xi - \frac{\Lambda^2}{2r^2} - \psi(r) \right)^{1/2} dr. \quad (7.22)$$

The fact that it is an action (from a set of action-angle variables) is not important here. Rather, its central feature is that it acts as a *generating function* for the radial period  $T$  and the apsidal angle  $\Theta$  as seen as functions of  $(\xi, \Lambda)$ . Indeed, by comparing Eqs. (7.20) and (7.21) with Eq. (7.22), the following relations are immediate

$$\frac{T}{2\pi} = \frac{\partial J}{\partial \xi} \quad \text{and} \quad \frac{\Theta}{2\pi} = -\frac{\partial J}{\partial \Lambda}. \quad (7.23)$$

These two equations provide a fundamental result that will be used later on. To derive it, we take the partial derivative of  $T$  with respect to  $\Lambda$  (left of (7.23)) and the partial derivative of  $\Theta$  with respect to  $\xi$  (right of (7.23)). Using Schwartz's theorem to swap the order of derivative, we readily find that

$$\frac{\partial T}{\partial \Lambda} = -\frac{\partial \Theta}{\partial \xi}. \quad (7.24)$$

Of course this differential relation could have been obtained readily by differentiating the integral definitions (7.20) and (7.21). It is just more convenient through the radial action  $J$ . In any case, Eq. (7.24) will be very useful to reformulate the problem of isochrony, in the next section.

## 7.3 Hénon's Isochrony

With the background on isochrone pendula given in Sec. 7.1 and the prerequisites provided in Sec. 7.2, it is time to move to the statement of the isochrone problem with which we will deal in the following chapters. First we provide some context on Hénon's isochrony (Sec. 7.3.1), state the problem to be solved (Sec. 7.3.2), and make a brief summary of what can be found in the literature about this particular notion of isochrony (Sec. 7.3.3).

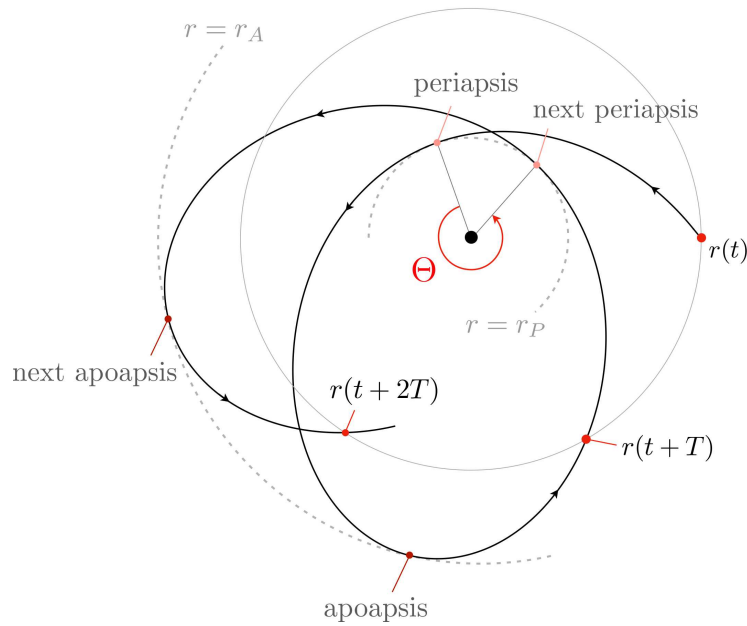


Figure 7.8: A typical orbit in a central potential (solid black), centered on the origin  $O$ , during  $\sim 2$  periods  $T$ . At some initial time  $t$ , the particle is at a radius  $r = r(t)$  (red dot on grey circle, right). At times  $t + T$  and  $t + 2T$  it comes back to that same radius, crossing the grey circle with the same sign of  $\dot{r}$ . During the first period  $[t, t + T]$ , the particle reaches the periapsis (inner dashed circle) and then the apoapsis (outer dashed circle). During the second period  $[t + T, t + 2T]$ , the process repeats.  $\Theta$  is the angle between two successive periapsis, but also between any two successive positions a period  $T$  apart.

### 7.3.1 The context

Michel Hénon (1931-2013) was a French theoretical astrophysicist. Although he touched upon many different topics in his career, it is fair to say that all of them had to do with the field of dynamical systems. In theoretical physics, he was a pioneer in numerical exploration of dynamical systems (the celebrated Hénon map is named after him [572]). Regarding astrophysics, we refer to the book [573], dedicated to Hénon's life and work, which summarizes several of his many decisive scientific contributions.

The problem of interest for us, isochrony, was introduced by Hénon at the end of the 1950s, at a time when he was not *Docteur ès Sciences Physiques* yet. His three papers on isochrony were published in 1959 and 1960, and he defended his PhD in December 11, 1961 in front of André Danjon, director of the Paris Observatory, and Evry Shatzman, his advisor<sup>13</sup>. At that time, Hénon was interested in a particular type of astrophysical systems called *globular clusters*. These objects are rather peculiar, like tiny galaxies within galaxies, made of thousands to millions of stars bound together by their collective gravitational field. They were first resolved observationally as a luminous system of many individual stars at the end of the eighteenth century by William Herschel, who also introduced the term *globular* for their near-perfect spherical symmetry [574]. Today, globular clusters are of central importance for astronomy and astrophysics and are found in es-

<sup>13</sup>Interestingly, the work on isochrony presented in this thesis was done in the Evry Shatzman building of the Paris observatory (Meudon site), and presented for the first time in the André Danjon room (Paris site).

entially all galaxies. They appear to contain stellar (and possibly massive) black holes in their core [575–577], and the total number of globular clusters seems to be positively correlated with the mass of the super-massive black hole of the host galaxy [578]. New literature on the dynamics and evolution of globular clusters is currently burgeoning thanks to the recent and unparalleled precision of the data collected during the ongoing GAIA mission [579–581].

In the Milky Way, around 150 globular clusters have been observed [580], the most massive and luminous of them being Omega Centauri, with around 10 millions of stars. In 1959-1960, Hénon publishes a three-part series of articles in French entitled *L'amas isochrone* (the isochrone cluster) [582–584]. The primary goal of this work, which he would never revisit later in his career, was to propose an analytic model for the potential generated by these globular clusters. In his seminal paper [582] (in French, for an English version see [585]) he succeeded in solving this ambitious problem and found what he called the “isochrone potential”

$$\psi(r) = -\frac{\mu}{s}, \quad \text{where } s \equiv b + \sqrt{b^2 + r^2}, \quad (7.25)$$

and  $b$  is a size parameter closely related to the half-mass radius of the system. The corresponding mass density distribution, obtained by solving the Poisson equation (7.15), was in good agreement with some of the observed globular clusters available in 1959, as can be seen in Fig. 7.9.

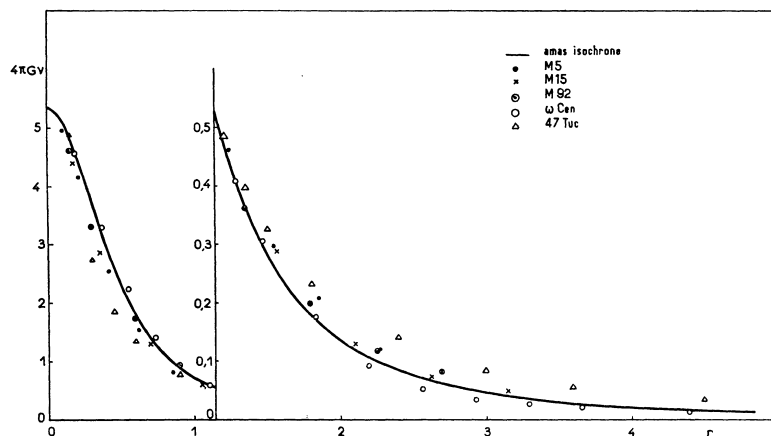


Figure 7.9: A figure from Hénon’s first article [582] on isochrony, comparing the theoretical (projected) mass density of Hénon’s isochrone model and the observations for 5 globular cluster: M5, M15, M92, Omega Centauri (NGC 5139) and 47 Tucanae (NGC 104).

### 7.3.2 The problem

How did Hénon find his potential and why did he call it “isochrone”? First, he made the following heuristic argument. In a globular cluster, the stars at the center have a nearly constant density, whereas those on the periphery see the spherical distribution beneath them. Through the Poisson equation, a constant density is associated to a quadratic (or harmonic) potential, whereas spherical distributions generate the Kepler potential, say

$$\psi_{\text{Ke}}(r) = -\frac{\mu}{r} \quad \text{and} \quad \psi_{\text{Ha}}(r) = \frac{1}{8}\omega^2 r^2, \quad (7.26)$$

with  $\mu$  and  $\omega$  two constants characterizing the mass sourcing these potentials. A potential that would describe the entirety of the globular cluster should share common feature with these two. What property do they share? A first answer is that they generate elliptic orbits. But in general, orbits in central potentials are not even closed, except for, precisely, the Kepler and harmonic potential. This is the celebrated Bertrand theorem (which we will show to be a simple consequence of isochrone theory later on). Another, less restrictive, commonality of the harmonic and Kepler potentials (7.26) can be found by examining the radial period  $T$  of orbits therein. We find

$$T_{\text{Ke}} = \frac{2\pi\mu}{(-2\xi)^{3/2}} \quad \text{and} \quad T_{\text{Ha}} = \frac{2\pi}{\omega}, \quad (7.27)$$

the first identity being the celebrated third law of Kepler, and the second the simple relationship between period and angular frequency of the harmonic oscillator. Notice that they do not depend on the other constant of motion  $\Lambda$ , the angular momentum. However, for a generic central potential  $\psi$ , the radial period  $T$  is a function of both  $\xi$  and  $\Lambda$ , as should be clear in view of Eq. (7.20). Two particles with same energy but otherwise different angular momenta will orbit the Kepler or harmonic potentials with the same (*iso*) radial period (*chrone*). Hénon then asks if there are other potentials with this property, and if, most importantly for him, these other “isochrone” potentials accurately describe globular clusters.

Our definition of isochrony in the case of celestial mechanics will thus be that of Hénon, for spherically symmetric (i.e., radial) potentials: *a radial potential  $\psi(r)$  is isochrone if and only if all periodic orbits it generates have a radial period  $T$  only function of the energy  $\xi$ .* Schematically, we thus have

$$\psi \text{ is isochrone} \quad \Leftrightarrow \quad T = T(\xi, \Lambda), \quad (7.28)$$

with the radial period being a functional of  $\psi$ , defined by a integral in (7.20). Hénon found one particular isochrone potential, called *the* isochrone in the astrophysical literature. As we will see, there exists many other. Consequently, in the following we will use *isochrone* as a qualifier for the whole class of potentials verifying (7.28), and call the potential discovered by Hénon (7.25), the *Hénon potential*.

There is an alternative, equivalent definition of isochrony, on which, without knowing, Hénon commented. Indeed, we can find on page 3 of his second paper [583], a remark depicted in Fig. 7.10.

D'autre part l'angle entre deux apocentres successifs est :

$$(11) \quad \alpha = \pi \left( 1 + \frac{A}{\sqrt{A^2 + 2}} \right)$$

On notera le fait curieux que  $\alpha$  dépend uniquement du moment angulaire  $A$ , et non de  $E$ .

Figure 7.10: Hénon points out the “*curious fact*” that, in his isochrone model, the apsidal angle  $\alpha$  ( $\Theta$  in our notations) depends only the angular momentum  $A$  ( $\Lambda$  for us).

After having computed the apsidal angle  $\Theta$  in the Hénon potential, he notices that the resulting expression depends only on  $\Lambda$ . Thanks to the previously established result in Eq. (7.24), we see that this is not a coincidence, but an equivalent definition of isochrony. Accordingly, we can complete the definition (7.28) as

$$\psi \text{ is isochrone} \quad \Leftrightarrow \quad T = T(\xi, \Lambda) \quad \Leftrightarrow \quad \Theta = \Theta(\xi, \Lambda). \quad (7.29)$$



The problem that will occupy us for the remaining chapters is about this notion of isochrony. In particular, starting from the definition (7.29), we will be interested in answering as thoroughly as possible (1) the question of the existence of other isochrone potentials and (2) the properties of orbits therein. Our exploration will be made under the light of mathematical physics, and we will not discuss the applicability of the theory of isochrone potentials to the modeling of globular clusters, or other astrophysical systems. However, work remains to be done in that direction, and several prospects are provided in the thesis' conclusion section.

### 7.3.3 The literature

The literature on this particular isochrone problem is rather scarce if we look at it from a mathematical-physics perspective (which is that of the present work), but rather rich from an astrophysics/dynamics point of view. Before ending this chapter, let us provide an overview of the literature that deals directly with Hénon's isochrone.

#### Astrophysics

Evidently, the first to provide answers to the problem is Michel Hénon himself. In his three papers, the first one [582] is dedicated to finding the explicit formula for his isochrone potential, given in Eq. (7.25) and compute the corresponding density distribution. He then proposes a heuristic argument as to why his isochrone model fits well with the observations. His argument is as follows. First, resonances are expected to be stronger between stars of equal period. Second, if the cluster is not yet isochrone, then the set  $F_T$  of stars with period  $T$  do not have the same energy  $\xi$  (typically, radial orbits (large  $\Lambda$ ) have an energy smaller than quasi-circular orbits (small  $\Lambda$ ). Third, mutual interactions in  $F_T$  will naturally drive it a state of energy equipartition. Consequently, all stars in  $F_T$  will have the same energy, which defines the isochrone cluster. Hénon points out that this is but a heuristic, and that a formal demonstration of this process, if it exists, remains to be given.

Hénon's second paper [583] aims at exploring the orbits in his isochrone potential. He computes the period  $T$  and apsidal angle  $\Theta$ , checks that they indeed satisfy (7.29), and provide drawings of some isochrone orbits<sup>14</sup>. In the third and last paper [584], he goes back to the statistical physics approach and computes the distribution function of an isochrone cluster using his model. Although the recent refinement of observations has actually revealed a wider diversity, Hénon's isochrone model remains at the center of cluster modeling for at least two reasons. First, just like the harmonic and Kepler potentials, this potential is fully integrable and its action-angle formalism provides a fundamental basis for both the modeling and simulations of stellar systems (see e.g., [586]). More recently, a detailed numerical analysis [587] showed that the isochrone model could be associated with the initial state of the evolution of singular stellar systems (e.g., globular clusters and/or Low Surface Brightness Galaxies); a result that followed an involved extension of many aspects of Hénon's work on isochrone potentials [588].

Hénon's isochrone model, and more precisely his elegant (but heuristic) explanation of why it may be physically relevant to cluster modeling, does not seem to be widely

<sup>14</sup>I do not know if Hénon used graphical methods to plot the complicated parametric equations of the orbit, or if he used his own mechanical calculator (he used to build his own before the advent of modern computers [573]).

known nor used. Yet, to my knowledge, no further exploration of this particular isochrone resonance mechanism can be found in the literature, except for brief mentions in [589] (see Sec. III and IV there). However, the isochrone model has been used extensively in cluster and galactic dynamics, not as an exact potential for these systems, but to develop physical intuition on otherwise very complex mechanisms. The main reason is because it provides completely analytic results while presenting much richer dynamics than perfectly closed ellipses. The authoritative book [590] contains a number of references on these applications. As an example, let us mention the extension of Hénon's isochrone to flattened potentials in [591, 592], so that it can be properly applied to galactic potentials which are (at least for the non dark matter sector) clearly not spherically symmetric like Hénon's isochrone.

### Mathematical physics

On the mathematical physics side, except for Hénon's first paper, in which he partly solves the (restricted) problem of isochrony, not much is found in the literature. The first edition of James Binney and Scott Tremaine's *Galactic Dynamics* (1987) makes a brief mention of it, essentially re-deriving all of Hénon's results from the explicit form for the potential (7.25) (they do not discuss how and why Hénon found it in the first place). The second edition (2008) [590] contains a new section on action-angle variables, and uses for Hénon's isochrone for illustration. However, no reference is made to earlier works by Dino Boccaletti and Giuseppe Pucacco's *Theory of Orbits* published in 2003-2004, where one can already find all these action-angle results. In all these references, however, the isochrone is a mean to illustrate key ideas about the orbits of stars in radial potentials, and no particular emphasis is made on Hénon's model regarding its peculiar mathematical properties, as will be explored here. Hénon's derivation of the form (7.25) was elegantly re-visited by Donald Lynden-Bell in [589]. There, he showed that Hénon's isochrone could be recovered by generalizing the classical mapping between the Hooke and Kepler potentials (which both produce ellipses), as was already described by Newton with his "transmutation" of the force [593].

Except for these rare references, no real and thorough discussion or revisit of the mathematical problem posed by Michel Hénon (find all isochrone potentials and discuss their properties) exists before 2018 (to my knowledge). There is a good reason for it. For physical applications, we shall see that although the class of isochrone potentials is very large, only the Kepler, harmonic and Hénon potentials ((7.26) and (7.25)) really matter, as other families are associated to more exotic mass distributions. However, when considered as a whole, the class of isochrone potentials presents an inherent, profound structure with many geometric properties and symmetries. This was revealed in 2018, with a paper by Alicia Simon-Petit, Jérôme Perez and Guillaume Duval [588]. In this work, other kinds of potentials with the isochrone property were found and classified using elements of group theory and Euclidean geometry.

The present work builds on the findings of [588], and aims to go further in three directions, one for each chapter. These extensions are organized as follows.

- First, we provide a fully geometrical solution of Hénon's main problem, finding all isochrone potentials. We shall see that with a geometrical treatment, one family of potentials was left aside in [588]. Therefore, we give a complete solution of Hénon's

problem and exhaustively classify all isochrone potentials, based on their physical properties. This is the content of Chap. 8.

- Then, we study in details the shape, properties and conditions of existence of isochrone orbits. In particular we generalize Kepler's third law to all isochrone orbits, providing a synthetic analytic formula for both the radial period and the apsidal angle. We also detail and fulfill a geometrical program that leads to an analytic parameterization of any isochrone orbit, completing the program started in [588]. This is the content of Chap. 9.
- Lastly, we complete this exploration by examining isochrone potentials and isochrone orbits within the realm of Hamiltonian mechanics. We bring to light the central role and universal property of isochrone potentials, and show that fundamental properties and symmetries of the two academic isochrones (Kepler and harmonic), for example Kepler's laws of motion, the Bertrand Theorem, the Kepler Equation, eccentric orbital elements are all but special cases of the more general theory of isochrony.



## Isochrone parabolae

*C'est une merveille comment quelque fois en un clin d'oeil on s'apperçoit de ce qu'on n'a sçu voir auparavant quoy qu'en estant fort proche.*

C. HUYGENS,  
*Letter to G.W. Leibniz (1691).*



HUYGENS' solution of the isochrone pendulum problem, as we saw in the previous chapter, reveals that the isochrone pendulum traces a cycloid curve in its plane of oscillation. Fundamentally, we pointed out that this was reminiscent of a quadratic potential energy, as expressed in terms of the arclength defined by the pendulum motion. In this chapter, we will see how this feature is also shared by celestial isochrony. In particular, by introducing what we call the Hénon variables in Sec. 8.1, it will be shown in Sec. 8.2 that any isochrone potential has the shape of a parabola in these variables. This remarkable result, called the *fundamental theorem of isochrony*, is the most important feature of the theory of isochrone potentials. Its proof involves two main ingredients: (1) a calculation based off Hénon's own ideas found in his seminal paper, and (2) a geometrical characterization of parabolae that can be traced back to Archimedes. With this theorem, we complete in Sec. 8.3 the classification of isochrone potentials, thus answering Hénon's problem once and for all.

## Chapter Content

8.1	The Hénon variables . . . . .	199
8.2	Hénon meets Archimedes . . . . .	200
8.2.1	Hénon's formulae . . . . .	201
	Computing the integral for $T$ . . . . .	201
	Explicit formula for $T$ . . . . .	203
	Explicit formula of $\Theta$ . . . . .	204
8.2.2	Geometry of parabolae . . . . .	205
	Archimedean characterization . . . . .	205
	Rewriting of Hénon's formula . . . . .	206
	Computing the areas . . . . .	207
	Conclusion . . . . .	207
8.3	Isochrone Potentials . . . . .	209
8.3.1	Isochrone parabolae . . . . .	209
	Geometric preliminaries . . . . .	209
	Geometrical hypotheses . . . . .	211
8.3.2	Complete set of isochrone potentials . . . . .	213
	New parameters . . . . .	214
	Gauged and reduced potentials . . . . .	215
8.3.3	Bifurcation diagrams . . . . .	217
	Harmonic family $\mathcal{P}_1$ . . . . .	217
	Bounded family $\mathcal{P}_2$ . . . . .	218
	Hénon and Kepler families $\mathcal{P}_3$ and $\mathcal{P}_4$ . . . . .	219
	Hollowed family $\mathcal{P}_5$ . . . . .	219

## 8.1 The Hénon variables

The effective potential method, presented in Fig. 7.7, is particularly useful to find geometrically the characteristics of an orbit of energy and angular momentum  $(\xi, \Lambda)$ . It is based on the equation of conservation of energy (7.16), in the form

$$\frac{1}{2} \left( \frac{dr}{dt} \right)^2 = \xi - \left( \frac{\Lambda^2}{2r^2} + \psi(r) \right). \quad (8.1)$$

with the parenthesis on the right being the *effective potential*  $\psi_e(r)$ . However, this method also presents a disadvantage: since  $\psi_e$  includes the centrifugal term  $\Lambda^2/2r^2$ , it depends on the particle through its angular momentum. Therefore, it is impossible with this method to draw and compare the orbits of two distinct particles (with different  $(\xi, \Lambda)$ ) in a given potential  $\psi$ . As an illustration, consider the Solar system. With this effective potential method, one needs eight pairs of different curves and lines to represent each planet. Would not it be easier to have a diagram where a single curve corresponds to the Sun's potential, and each line to a planet, instead ?

One way to perform this decoupling between the particle  $(\xi, \Lambda)$  and the potential  $(\psi)$  is to introduce the Hénon variables. Their definition comes from the following consideration. Multiplying Eq. (8.1) by  $2r^2$  on each side and regrouping the terms gives

$$\frac{1}{16} \left( \frac{d(2r^2)}{dt} \right)^2 = \left( \xi \cdot 2r^2 - \Lambda^2 \right) - 2r^2 \cdot \psi(r). \quad (8.2)$$

As such, this equation is equivalent to the original (8.1), and not much more useful. However, if we look at it in terms of the variable  $2r^2$  instead of  $r$ , then the term between parenthesis is a straight line, of which the slope is the energy  $\xi$  and the  $y$ -intercept is (minus the square root of) the angular momentum  $\Lambda$ . To make things even more clear, define the following “variables”

$$x \equiv 2r^2 \quad \text{and} \quad Y \equiv 2r^2 \psi(r). \quad (8.3)$$

Since  $Y(x)$  and  $\psi(r)$  are in a one-to-one correspondence through Eq. (8.3), the  $x$  variable can still be thought of as a radius and  $Y$  as a potential, and we shall sometimes abuse and speak of the radius  $x$  and the potential  $Y$ , always referring to this duality. In terms of these, the energy conservation equation (7.16) reads

$$\frac{1}{16} \left( \frac{dx}{dt} \right)^2 = (\xi x - \Lambda^2) - Y(x). \quad (8.4)$$

In his seminal paper on isochrony [582], Michel Hénon introduced this change of variables just as a mean to compute some complicated integrals. As we can see, these have a much broader use, as they decouple the particle from the potential it lives in, contrary to the effective potential method. As we shall see below, these variables are the equivalent of the arclength for the isochrone pendulum.

Plotting orbits in the  $(x, Y)$  variables is the same as with  $(r, \psi_e)$ . In view of the paragraph above Eq. (7.18), the apoapsis and periapsis  $x_A \equiv 2r_A^2$  and  $x_P \equiv 2r_P^2$  in Hénon's variables are given by the intersection between the curve  $\mathcal{C} : y = Y(x)$  and the straight line  $\mathcal{L} : y = \xi x - \Lambda^2$ , as can be read off the right-hand side of Eq. (8.4).

Furthermore, it is clear that the line  $\mathcal{L}$  should always lie *above* curve  $\mathcal{C}$  since the left-hand side of Eq. (8.4) is always positive. In what follows,  $\mathcal{L}$  will always denote a line of equation  $y = \xi x - \Lambda^2$ , associated with a particle  $(\xi, \Lambda)$ ; and  $\mathcal{C}$  will always be the curve of equation  $y = Y(x)$ , associated with a potential  $Y(x) = 2r^2\psi(r)$ .

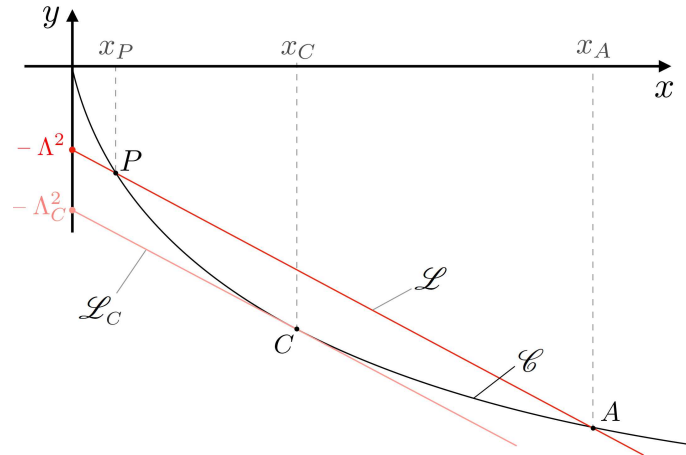


Figure 8.1: Same situation as in Fig. 7.7 depicted here in the Hénon plane, with Hénon's variables. The curve  $\mathcal{C}$  of the graph  $y = Y(x)$  corresponds to the potential  $\psi$ , in Hénon's variables. Two particles are depicted as straight lines  $\mathcal{L}$  (red) and  $\mathcal{L}_C$  (light red). They have the same energy  $\xi$  (same slope for both lines) but different angular momenta  $\Lambda$  and  $\Lambda_C > \Lambda$  (different  $y$ -intercept). Particle  $(\xi, \Lambda)$  is on a generic orbit with periapsis  $x_P$  and apoapsis  $x_A$  given by the two intersections at  $P$  and  $A$ . Particle  $(\xi, \Lambda_C)$  is on a circular orbit of radius  $x_C$  given the unique intersection at  $C$ . Notice that one can draw several different particles orbiting the potential without changing the curve  $y = Y(x)$ .

We note that, in terms of Hénon's variables, the conservation of energy provides the ODE for  $x(t) = 2r(t)^2$ , Eq. (8.4). We still call it the equation of radial motion. Similarly, the conservation of angular momentum reads as an ODE for  $\theta(t)$ :

$$\Lambda = \frac{x}{2} \frac{d\theta}{dt}. \quad (8.5)$$

To summarize, Hénon's variables  $(x, Y(x))$  take advantage of the fact that a test particle in a radial potential is entirely characterized by two numbers  $(\xi, \Lambda)$ , and is therefore in a one-to-one correspondence with a line, that has two degrees of freedom (e.g., the slope and the  $y$ -intercept). The potential  $Y(x)$  corresponds to a unique curve  $\mathcal{C}$ , and a particle  $(\xi, \Lambda)$  is associated with a unique straight line  $\mathcal{L}$ . If  $\mathcal{L}$  intersects  $\mathcal{C}$  and lies above it, this particle orbits periodically, as detailed in Fig. 8.1. For the sake of completeness, we provide in Fig. 8.2 a comparison between the effective potential method and the Hénon variables, going back to the point made relative to the Solar system earlier.

## 8.2 Hénon meets Archimedes

This section aims at giving a geometrical characterization of isochrony. In Sec. 8.2.1 we derive the Hénon formulae which give  $T$  and  $\Theta$  explicitly for isochrone potentials. In Sec. 8.2.2, we give a geometrical proof that the Hénon formula for  $T$  implies that the potential  $Y$  must be an arc of parabola. We follow the notation introduced in the last section using Hénon's variables: A particle  $(\xi, \Lambda)$  is associated with a line  $\mathcal{L} : y = \xi x - \Lambda^2$ , and  $\mathcal{C} : y = Y(x)$  is the curve of an arbitrary isochrone potential  $Y(x) = 2r^2\psi(r)$ .

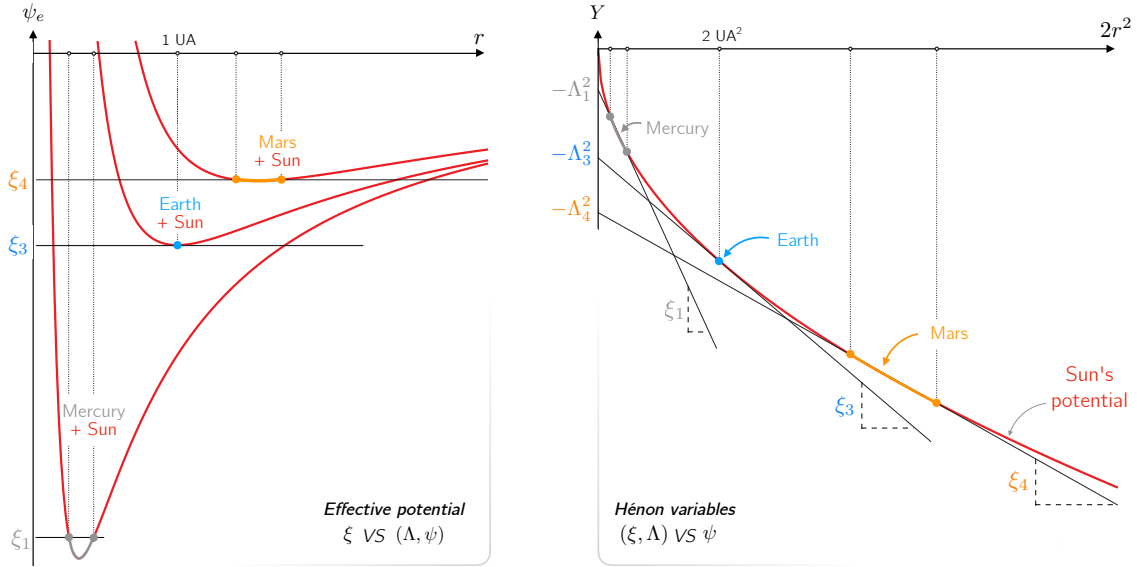


Figure 8.2: Comparison between the two methods discussed in the text, to represent orbits of three planets (1 = Mercury, 3 = Earth and 4 = Mars) in the gravitational potential of the Sun. On the left, 3 curves, one for each planet. They contain information about both the Sun and the planet (angular momentum). On the right, thanks to the decoupling permitted by the Hénon variables, a single curve is enough (the Sun), on which one can depict the orbits of the three planets. This gives access to their energy (slope) and angular momentum ( $y$ -intercept). Both diagrams are to scale. The units are adapted to Earth (*left*: unit of Earth's energy VS unit of Earth's mean distance to the sun (1 AU); *right*: unit of Earth's angular momentum squared VS AU squared).

### 8.2.1 Hénon's formulae

This subsection is split into three parts. In the first, we integrate Eq. (7.20) explicitly, for any central potential, following a method of Hénon [582]. Assuming isochrony, we simplify in the second part this result to get the Hénon formula for  $T$ . The third part presents more briefly this computation for  $\Theta$ .

#### Computing the integral for $T$

As we motivated below Eq. (8.4), we start by performing in Eq. (7.20) the change of variables  $r \rightarrow x = 2r^2$  and we introduce the potential  $Y(x) = 2r^2\psi(r)$ . We readily obtain the following expression

$$T = \frac{1}{2} \int_{x_P}^{x_A} \frac{dx}{\sqrt{D(x)}}, \quad \text{with} \quad D(x) \equiv (\xi x - \Lambda^2) - Y(x). \quad (8.6)$$

The bounds of the integral are  $x_P \equiv 2r_P^2$  and  $x_A \equiv 2r_A^2 \geq x_P$ . In the  $(x, y)$  plane, the quantity  $D$  appearing in Eq. (8.6) is the vertical distance between the curve  $\mathcal{C}$  and the line  $\mathcal{L}$ . The fact that  $D(x) \geq 0$  is ensured by the very existence of the orbit, or equivalently by Eq. (8.4), as discussed in the last section.

Since the curve  $\mathcal{C}$  is smooth and lies below  $\mathcal{L}$  on  $[x_P, x_A]$ , there exists a line  $\mathcal{L}_C$  that is both parallel to  $\mathcal{L}$  and tangent to  $\mathcal{C}$  at some point  $C$  of abscissa  $x_C \in [x_P, x_A]$ . This line intersects  $\mathcal{C}$  exactly once, and corresponds to a particle with a circular radius  $r_C$ , such that  $x_C = 2r_C^2$ . Moreover,  $\mathcal{L}$  and  $\mathcal{L}_C$  are parallel and therefore associated with



particles that share the same energy  $\xi$ . Consequently we may write  $\mathcal{L}_C : y = \xi x - \Lambda_C^2$ , where  $\Lambda_C$  is the angular momentum of the other particle, on the circular orbit.

With the help of this secondary line  $\mathcal{L}_C$ , we may rewrite the distance  $D$  of Eq. (8.6) as the difference  $\ell^2 - z(x)^2$ , where  $\ell^2 \equiv \Lambda_C^2 - \Lambda^2 > 0$  is the vertical distance between  $\mathcal{L}$  and  $\mathcal{L}_C$ , and  $z(x)^2 \equiv Y(x) - (\xi x - \Lambda_C^2) > 0$  is the vertical distance between  $\mathcal{C}$  and  $\mathcal{L}_C$  (see Fig. 8.3). We denote the latter by a squared quantity  $z(x)^2$ , so that we may conveniently choose  $z(x) \leq 0$  on  $[x_P, x_C]$  and  $z(x) \geq 0$  on  $[x_C, x_A]$ . We stress that this is nothing but a convention: the positive distance is still  $z(x)^2 \geq 0$ , but the sign of  $z(x)$  depends on where we are on  $[x_P, x_A]$ . These new quantities are depicted in Fig. 8.3, and upon insertion in

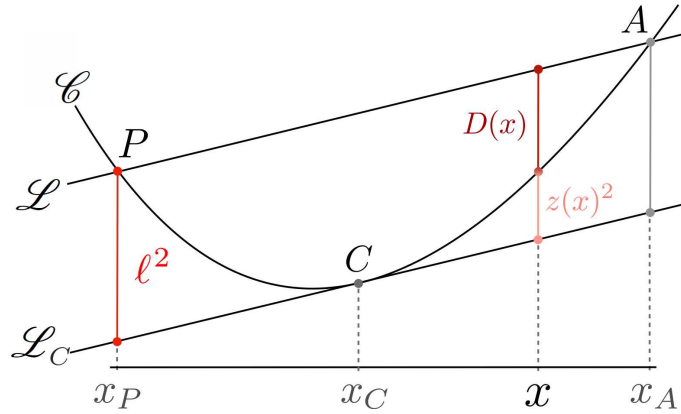


Figure 8.3: Summary of the geometrical quantities used to compute the integral for the period  $T$ . Both lines  $\mathcal{L}$  and  $\mathcal{L}_C$  define an orbit with the same period, and  $\ell^2$  is the vertical distance between  $\mathcal{L}$  and  $\mathcal{L}_C$ . The distance between  $\mathcal{L}_C$  and  $\mathcal{C}$  is  $z(x)^2$ , such that  $D(x) + z(x)^2 = \ell^2$ .

Eq. (8.6), we obtain

$$T = \frac{1}{2} \int_{x_P}^{x_A} \frac{dx}{\sqrt{\ell^2 - z(x)^2}}, \quad (8.7)$$

Now, by construction,  $z(x)$  varies monotonically on  $[x_P, x_A]$ : it is negative and increasing on  $[x_P, x_C]$ , it hits zero at  $x_C$  and it is positive and increasing again on  $[x_C, x_A]$ . We can therefore perform the change of variables  $x \rightarrow z(x)$  in Eq. (8.7). We readily obtain

$$T = \frac{1}{2} \int_{-\ell}^{\ell} \frac{f'(z) dz}{\sqrt{\ell^2 - z^2}}, \quad \text{with } x \equiv f(z). \quad (8.8)$$

It is now natural to perform in Eq. (8.8) one last change of variables, namely  $z \rightarrow \ell \sin \phi$ , with  $\phi$  varying between  $-\pi/2$  and  $\pi/2$ , corresponding to  $z = -\ell$  and  $z = \ell$ , respectively. We then get

$$T = \frac{1}{2} \int_{-\pi/2}^{\pi/2} f'(\ell \sin \phi) d\phi. \quad (8.9)$$

We cannot, in general, compute explicitly the integral in Eq. (8.9), for  $f'$  is but a generic, unspecified function that depends on the potential and the particle. However, assuming that the potential is regular enough, we can expand the function  $f'$  as a Taylor expansion at zero, i.e., write  $f'(z) = a_0 + \sum_{n \geq 1} a_n z^n$ . Inserting this in Eq. (8.9) and integrating term by term gives

$$T = \frac{\pi}{2} a_0 + \sum_{n \geq 1} a_{2n} W_{2n} \ell^{2n}, \quad \text{with } W_n \equiv \int_0^{\pi/2} \sin^n \phi d\phi. \quad (8.10)$$

Note that only the even terms  $a_{2n}$  remain since the integral of the odd function  $\sin^{2n+1}$  vanishes over the symmetric interval  $[-\pi/2, \pi/2]$ . The integral  $W_n$  is the celebrated Wallis integral, and can be given explicitly. Notice that Eq. (8.10) is valid for any potential and any particle orbiting within it. Both the coefficients  $a_n$  and  $\ell$  depend on  $(\xi, \Lambda)$  and the properties of the potential. As such, it is not that useful. However, for isochrone potentials, it is of considerable interest.

### Explicit formula for $T$

So far, what we have done does not take advantage of the isochrony property, and Eq. (8.10) is valid for any particle  $(\xi, \Lambda)$  in any central potential  $Y(x)$ . In particular, we insist that the coefficients  $a_n$  appearing in Eq. (8.10) are all function of  $\xi$  and  $\Lambda$ , a priori. Now let us fix the energy  $\xi$  of the particle. If the potential is isochrone, then by definition  $T$  is independent of  $\Lambda$ , and so is the right-hand side of Eq. (8.10). We may therefore choose  $\Lambda = \Lambda_C$ , i.e.,  $\ell = 0$ , so that the last term on the right-hand side of Eq. (8.10) vanishes, and we readily find that

$$T(\xi) = \frac{\pi}{2} a_0. \quad (8.11)$$

Now Eq. (8.11) is true for any  $\Lambda$ . (Actually, it is independent of  $\Lambda$ .) The combination of Eqs. (8.10) and (8.11) implies that the sum on the right-hand side of Eq. (8.10) is a power series in  $\ell$  that vanishes for any  $\ell$ . By a classical result on power series, this is true if and only if all the coefficients of the power series vanish, i.e.,  $a_{2n} W_{2n} = 0$  for all  $n \geq 1$ . Since the Wallis integrals  $W_n$  are all nonzero, we conclude that, if the potential is isochrone,  $a_{2n} = 0$  for all  $n \geq 1$ . In particular, the Taylor expansion of  $f'$  now reads

$$f'(z) = a_0 + \sum_{n \geq 1} a_{2n+1} z^{2n+1}. \quad (8.12)$$

The last step consists in finding explicitly the coefficient  $a_0$  appearing in Eq. (8.11). To this end, we integrate Eq. (8.12) over  $[z(x_P), z(x_A)] = [-\ell, \ell]$ . On the left-hand side, we use  $f(z_A) = x_A$  and  $f(z_P) = x_P$  (which follows from the definition  $x = f(z)$ ). On the right-hand side, the first term is a mere constant, and the second term is an odd function of  $z$ : Its integral over  $[-\ell, \ell]$  will vanish. Consequently, the integrated result is simply  $x_A - x_P = 2\ell a_0$ . With the help of  $\ell^2 = \Lambda_C^2 - \Lambda^2$  and Eq. (8.11), we obtain the following explicit formula for  $T(\xi)$

$$T(\xi) = \frac{\pi}{4} \frac{x_A - x_P}{\sqrt{\Lambda_C^2 - \Lambda^2}}. \quad (8.13)$$

This is what we call Hénon's formula for  $T$ . Let us make a few remarks on Eq. (8.13). First, and quite remarkably, we stress that although both  $x_A - x_P$  and  $(\Lambda_C^2 - \Lambda^2)^{1/2}$  depend explicitly on  $\Lambda$ , their ratio does not, since  $T$  is independent of  $\Lambda$  by assumption. Second, if we square both sides of Eq. (8.13), we observe that the horizontal distance  $x_P - x_A$  squared is proportional to the vertical one  $\Lambda_C^2 - \Lambda^2$ , and that the constant of proportionality, namely  $16T^2/\pi^2$ , is independent of  $\Lambda$ . We shall use this geometrical result to prove that the curve  $\mathcal{C}$  must be a parabola in the  $(x, y)$  plane. Third, we insist that this relation is valid for all isochrone potentials, even though their explicit form is unknown at this stage. In particular, given an isochrone potential, the radial period of any orbit can be read simply by drawing the line  $\mathcal{L}$  intersecting the curve  $\mathcal{C}$ , and then finding the secondary line  $\mathcal{L}_C$  that is both parallel to  $\mathcal{L}$  and tangent to  $\mathcal{C}$ .

Lastly, let us explain why we call formula (8.13) Hénon's formula. In fact, it can be found as an intermediate equation in the seminal paper of Hénon [582], (with a missing factor of 1/2 there). Since our method here is similar to his (although it is more detailed here) this is not unexpected. However, Hénon did not seem to be interested in this particular equation, probably because his main goal was not to obtain a formula for the period. Yet, we shall see that this equation is rather central in the context of isochrony.

### Explicit formula of $\Theta$

In the last paragraphs, we were able to obtain the explicit formula (8.13) for  $T(\xi)$ . The recipe for the computation went in five steps that can be summarized as follows:

- fix  $\xi$  and rewrite the integrand in (7.20) as  $1/\sqrt{D(x)}$  using Hénon's variables,
- rewrite  $D(x)$  as  $\ell^2 - z(x)$  using the line  $\mathcal{L}_C$  associated with the circular orbit of same energy (and thus same period),
- introduce  $x = f(z)$ , perform the change of variables  $x \rightarrow z$  and then  $z \rightarrow \phi$ ,
- perform a Taylor expansion of  $f'$  around 0 and integrate explicitly,
- assume that  $\psi$  is isochrone and use  $T = T(\xi, \Lambda)$  to constrain  $f$  and conclude.

Ultimately, the effectiveness of this recipe can be traced back to the Hénon variable  $x = 2r^2$  which isolates  $\Lambda$  from the denominator of the integrand in Eq. (7.20), as can be seen on Eq. (8.6). Knowing this, it is possible to try and adapt the recipe to find an explicit formula for  $\Theta$ , starting from its integral definition in Eq. (7.21). As we argued earlier, examining the radial action (7.22) shows that  $T = T(\xi, \Lambda)$  is equivalent to  $\Theta = \Theta(\xi, \Lambda)$ . Therefore, one can apply the same recipe provided that one uses a variable that isolates  $\xi$  in the denominator in Eq. (7.21). The Binet variable  $u \equiv 1/r$  turns out to be the appropriate variable this time. Indeed, in terms of  $u$ , Eq. (7.21) becomes

$$\Theta = \sqrt{2}\Lambda \int_{u_A}^{u_P} \frac{du}{\sqrt{D_\Theta(u)}}, \quad \text{with } D_\Theta(u) \equiv \xi - \Psi_e(u). \quad (8.14)$$

From there, the same computation can be made to obtain an explicit formula for  $\Theta$ . The detailed computation is given in App. C.2.2. More precisely, with the Binet variable  $u = 1/r$  and the Binet effective potential  $\Psi_e(u) \equiv \psi_e(1/u)$ , it is possible to make a one-to-one dictionary between what was used for  $T$  and what can be used for  $\Theta$ . The latter is presented in Table 8.1. At the end of the computation, for any given  $\Lambda$  we obtain the following formula in the case of isochrone potentials

$$\Theta(\Lambda) = \frac{\pi\Lambda}{\sqrt{2}} \frac{u_P - u_A}{\sqrt{\xi - \xi_C}}, \quad (8.15)$$

with  $u_{P,A} \equiv 1/r_{P,A}$ . This is *Hénon's formula for  $\Theta$* . The value  $\xi_C$  depends only on  $\Lambda$  and is the energy to be given to a particle of angular momentum  $\Lambda$  to obtain a circular orbit. Moreover, as we argued earlier for  $T$  in Eq. (8.13), despite appearances the right-hand side of Eq. (8.15) is independent of  $\xi$ .

Just as Eq. (8.13) will be used in Chap. 9 to write a generalized Kepler's third law for all isochrone orbits, Eq. (8.15) will be used to find a similar law for the apsidal angle of

any isochrone orbit. We shall not use it directly and present a more astute computation, but it is possible to derive, without any trick, this periapsis law directly from Eq. (8.15).

This apsidal angle law can, in turn, be used to give a proof of Bertrand's theorem, a well-known result of classical mechanics that states that the only two potentials in which all periodic orbits are closed are the Kepler and the harmonic potentials. In fact, since these two are also isochrone potentials, it should come as no surprise that Bertrand's theorem is closely related to isochrony. As demonstrated in [588], the theorem actually follows from the examination of Eq. (8.15), once the latter is expressed in terms of  $\Lambda$ . Let us mention that the equivalent of Eq. (8.10) for  $\Theta$  (Eq. (C.11)) can be used to give a proof a Bertrand's theorem with brute force as in [594] [compare Eq. (20) of [594] to Eq. (C.11)]. We shall revisit Bertrand's theorem ourselves with the Hamiltonian treatment of isochrony, in Chap. 10.

Isochrony	Variable	Curve $\mathcal{C}$	Line $\mathcal{L}$
$T(\xi, \mathcal{A})$	$x = 2r^2$	$y = x\psi(\sqrt{x/2})$	$y = \xi x - \Lambda^2$
$\Theta(\xi, \Lambda)$	$u = 1/r$	$y = \psi_e(1/u)$	$y = \xi$

Table 8.1: Dictionary between the geometrical quantities involved in the derivation of the Hénon formulae: (8.13) for  $T(\xi)$  and (8.15) for  $\Theta(\Lambda)$ .

## 8.2.2 Geometry of parabolae

In this section, we provide a geometrical proof that the curve  $\mathcal{C} : y = Y(x)$  must be a parabola<sup>1</sup> in order for the associated potential  $\psi$  to be isochrone. This result, which we will refer to as the fundamental theorem of isochrony, was first established by Hénon in [582], using a very technical argument (see also [588] for proof using complex analysis). The present proof is based only on Eq. (8.13) and a characterization of parabolae that can be traced back to Archimedes.

### Archimedean characterization

Archimedes, in his treatise *Quadrature of the Parabola*<sup>2</sup>, proved in a series of 24 propositions the following remarkable property shared by all parabolae. On a given parabola  $\mathcal{P}$ , take two points  $A$  and  $B$  defining a chord  $AB$  and a third point  $C$  where the tangent to  $\mathcal{P}$  is parallel to the chord  $AB$ . Then the area enclosed by  $\mathcal{P}$  and  $AB$  is four thirds that of the triangle  $ABC$ . Although it was not known to Archimedes, it turns out that this property uniquely characterizes parabolae [597]. In other words, we have the following theorem:

**Theorem.** *Let  $\mathcal{C}$  be an arbitrary smooth curve in the plane, and  $\mathcal{L}$  any line that intersects  $\mathcal{C}$  exactly twice, say at points  $P$  and  $A$ . Let  $C$  be the point where the tangent to  $\mathcal{C}$  is parallel to  $\mathcal{L}$ . Then, if  $\mathcal{T}$  denotes the triangle  $PAC$  and  $\mathcal{S}$  the region enclosed by*

<sup>1</sup>Strictly speaking, we will show that  $\mathcal{C}$  is an arc of parabola, as it is the graph of a function. However any given arc of parabola defines a unique parabola, so there will be no possible confusion.

<sup>2</sup>We refer the interested reader to pp.233-252 of Heath [595] for a modern English translation of this work, and to pp.51-62 of Stein [596], for a pedagogical version.

$\mathcal{L}$  and  $\mathcal{C}$ , the following equivalence holds:

$$\text{Area}(\mathcal{T}) = \frac{3}{4}\text{Area}(\mathcal{S}) \Leftrightarrow \mathcal{C} \text{ is an arc of parabola.} \quad (8.16)$$

Notice that in order for  $\mathcal{C}$  to be a parabola, the area ratio should be  $4/3$  for *all of its chords*. As stated above, the  $\Leftarrow$  result was the aim of Archimedes' work.

### Rewriting of Hénon's formula

Consider the curve  $\mathcal{C} : y = Y(x)$  associated with an isochrone potential  $Y(x) = 2r^2\psi(r)$ . Following the notation used so far, let us take a line  $\mathcal{L} : y = \xi x - \Lambda^2$ , such that  $P$  and  $A$  correspond to the periapsis and apoapsis of the orbit of particle  $(\xi, \Lambda)$ . Accordingly, the parallel line that passes through  $C$  is  $\mathcal{L}_C : y = \xi x - \Lambda_C^2$ , and defines a circular orbit with the same energy  $\xi$ , and thus the same period  $T(\xi)$ , given by Eq. (8.13). If for any line  $\mathcal{L}$  the areas involved in the theorem are in proportion  $4/3$ , we will have shown that  $\mathcal{C}$  is a parabola. Therefore, the goal is to find an expression for these areas, using Eq. (8.13).

First let us do a bit of geometry. We define  $B$  to be the orthogonal projection of  $C$  on  $\mathcal{L}$ , and take  $M$  to be an arbitrary point on  $CB$ . We parameterize the length  $CM$  by  $h \geq 0$ , with the convention  $h = 0$  when  $M = C$ , and  $h = CB$  when  $M = B$ . Next we define a chord  $P'A'$  that is parallel to  $\mathcal{L}$  and passes through  $M$ . We denote by  $L(h)$  the length of that chord  $A'$  and  $P'$ . Note that  $L(h)$  varies between 0 (when  $h = 0$ ) and  $PA$  (when  $h = CB$ ). All these quantities are depicted in Fig. 8.4.

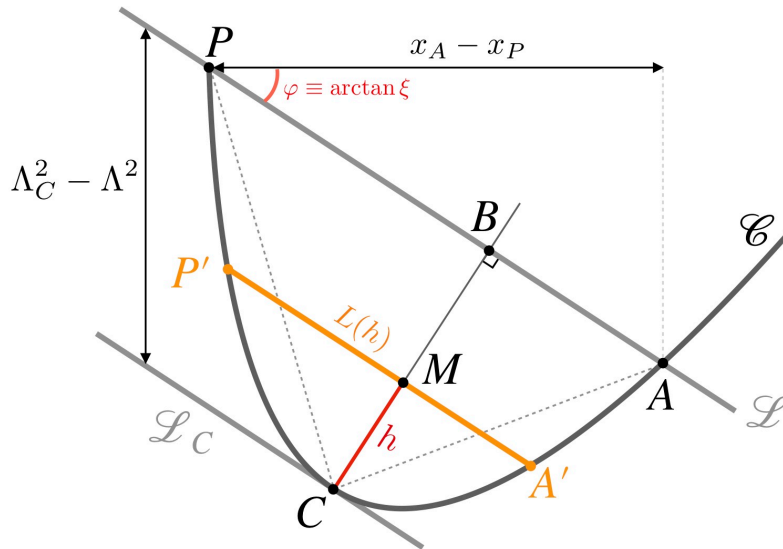


Figure 8.4: Initially, an arbitrary curve  $\mathcal{C}$  and an intersecting line  $\mathcal{L}$  of slope  $\xi$  are drawn. They define the intersection points  $P$  and  $A$ . The horizontal distance between  $P$  and  $A$  is  $x_A - x_P$  (top). The line  $\mathcal{L}_C$ , parallel to  $\mathcal{L}$  and tangent to  $\mathcal{C}$  at  $C$ , defines a circular orbit with energy  $\xi$  (bottom). The vertical distance between  $\mathcal{L}$  and  $\mathcal{L}_C$  is  $\Lambda_C^2 - \Lambda^2$  (left). The intermediary chord  $P'A'$  defined in the text is parallel to  $\mathcal{L}$  and defines yet another orbit with energy  $\xi$ .

Now let us rewrite Eq. (8.13) in terms of these geometrical quantities. For the numerator,  $x_A - x_P$  is but the horizontal projection of  $PA$ , and thus  $x_A - x_P = PA \cos \varphi$ , where  $\varphi$  is the angle that  $\mathcal{L}$  makes with the horizontal axis, i.e.,  $\varphi = \arctan \xi$ . Similarly, for the

denominator,  $\Lambda_C^2 - \Lambda^2$  is simply the vertical projection of  $CB$ ; consequently, we also have  $\Lambda_C^2 - \Lambda^2 = CB/\cos\varphi$ . Inserting these two identities in Eq. (8.13) gives its geometrical variant

$$T(\xi) = \frac{\pi}{4(1 + \xi^2)^{3/4}} \frac{PA}{\sqrt{CB}}, \quad (8.17)$$

where we used the trigonometric identity  $\cos(\arctan \xi) = (1 + \xi^2)^{-1/2}$ . Now, formula (8.17) has been obtained for any chord  $PA$  of the curve  $\mathcal{C}$ , corresponding to a particle of energy  $\xi$ . However, by construction, for any  $h$  the chord  $P'A'$  is parallel to  $PA$  and thus corresponds to an orbit with the same energy  $\xi$ . Therefore, the potential being isochrone, all parallel chords  $P'A'$  generated by varying  $h$  correspond to orbits with the same energy  $\xi$ , and therefore the same period  $T(\xi)$ . The conclusion is that Eq. (8.17), which corresponds to the case  $h = CB$ , is also verified for any value of  $h$  when the potential is isochrone. In other words, for any  $h \in ]0, CB]$ , we have

$$T(\xi) = \frac{\pi}{4(1 + \xi^2)^{3/4}} \frac{L(h)}{\sqrt{h}}. \quad (8.18)$$

Of course, Eq. (8.17) is just a particular case of Eq. (8.18), when  $h = CB$  and  $L(h) = PA$ .

### Computing the areas

With Eq. (8.18) at hand, we can now turn to the computation of the areas involved in the theorem. For the triangle  $PAC$ , we have the basis  $PA$  and the height  $CB$ . For the area between  $\mathcal{C}$  and  $\mathcal{L}$ , we can simply integrate *à la Lebesgue* the infinitesimal area  $L(h)dh$  while  $h$  varies between 0 and  $CB$ . We thus have, respectively

$$\text{Area}(\mathcal{T}) = \frac{1}{2}PA \times CB \quad \text{and} \quad \text{Area}(\mathcal{S}) = \int_0^{CB} L(h)dh. \quad (8.19)$$

Now we compute these areas and we show that they are in proportion 4/3. For the area of the triangle  $\mathcal{T}$ , we use Eq. (8.17) to express  $PA$  in terms of  $CB$  and plug the result in Eq. (8.19). We obtain the following expression

$$\text{Area}(\mathcal{T}) = \frac{2T}{\pi}(1 + \xi^2)^{3/4}CB^{3/2}. \quad (8.20)$$

In a similar manner, the area of the region  $\mathcal{S}$  can be found by isolating  $L(h)$  from Eq. (8.18) and expressing it in terms of  $h$ . Plugging the result in the area formula for  $\mathcal{S}$  in Eq. (8.19) and computing the integral explicitly give easily

$$\text{Area}(\mathcal{S}) = \frac{8T}{3\pi}(1 + \xi^2)^{3/4}CB^{3/2}. \quad (8.21)$$

Comparing Eqs. (8.20) and (8.21) shows that, indeed,  $\text{Area}(\mathcal{S})/\text{Area}(\mathcal{T}) = 4/3$ . The conclusion from this calculation is so central that we give it its own paragraph, below.

### Conclusion

We have just shown, thanks to the Hénon formula (8.13) for  $T(\xi)$  that if  $\psi$  is isochrone, then the curve  $\mathcal{C} : y = Y(x)$  of that potential in Hénon's variables satisfies the 4/3-area condition of Theorem (8.16). Since the latter uniquely characterizes parabolae, we obtain what we call the *fundamental theorem of isochrony*:

$$\psi \text{ is isochrone} \quad \Rightarrow \quad \mathcal{C} \text{ is a parabola.} \quad (8.22)$$

The converse result holds as well, although will require a discussion on the conditions under which a parabola actually corresponds to a physically well-posed isochrone potential. Nevertheless, we may already check the result (8.22) for potentials that we know to be isochrone. Recall in Chap. 7 that three of them were already mentioned: the Kepler and harmonic potentials (Eq. (7.26)) and the Hénon potential (Eq. (7.25)). Let us look at the first two, which we rewrite here for convenience

$$\psi_{\text{Ke}}(r) = -\frac{\mu}{r} \quad \text{and} \quad \psi_{\text{Ha}}(r) = \frac{1}{8}\omega^2 r^2, \quad (8.23)$$

where  $\mu, \omega$  and  $b$  are real constants. Let us re-express them in terms of the Hénon variables using the definitions (8.3). We find

$$Y_{\text{Ke}}(x) = -\mu\sqrt{2x} \quad \text{and} \quad Y_{\text{Ha}}(x) = \frac{1}{16}\omega^2 x^2, \quad (8.24)$$

and as we can see, both of these are arcs of parabolae in the  $(x, y)$  plane, and thus satisfy the Theorem (8.22). The same computation can be done for Hénon's isochrone potential (7.25), which also looks like a parabola in the  $(x, Y)$  variables. This theorem drastically reduces the size of the set of potentials that needs to be searched to find isochrone ones. This will be the goal of the next section.

Let us make a last comment on the derivation of theorem (8.22), which has been derived thanks to the Hénon formula (8.13) for  $T(\xi)$ . Following the same logic, one could ask whether the Hénon formula for  $\Theta(\Lambda)$  (Eq. (8.15)) could not be used to reach the same result. The answer is *no*, unfortunately. The reason is that the  $\Theta$ -formula is to be read in the  $(u, y)$  plane, where  $u = 1/r$  is the Binet variable, and orbits correspond to horizontal lines  $\mathcal{L} : y = \xi$ ; whereas Eq. (8.13) is to be read in the  $(x, y)$  plane, where orbits correspond to straight lines  $\mathcal{L} : y = \xi x - \Lambda^2$  (recall Table. 8.1). Yet, the Archimedean characterization of parabolas (8.16) requires the areas ratio to be  $4/3$  for *any* chord, not just horizontal ones. Therefore, Eq. (8.15) cannot be used to conclude that  $\mathcal{C}$  should be a parabola, at least not with the Archimedean characterization.

We end this section by making contact, as promised in Chap. 6, with Huygens' isochrony of the pendulum. In particular, let us ask ourselves the question: Why is it that  $\mathcal{C}$  should be a parabola, and not any other type of curve, when the potential is isochrone? What is so special about parabolae? To understand this, let us focus our attention on a point  $M$  of a generic curve  $\mathcal{C}$  (i.e., non-necessarily a parabola). Close enough to  $M$ ,  $\mathcal{C}$  always looks like a parabola, as can be seen by writing its Taylor expansion around  $M$ . To see this, consider a Cartesian coordinate system  $(x, y)$  centered on  $M$  where the tangent to  $\mathcal{C}$  at  $M$  is horizontal. These two conditions indicate that  $y(0) = 0$  and  $y'(0) = 0$  respectively. Therefore the curve has an implicit equation of the type

$$y = \alpha x^2 + o(x^2) \quad \text{for some constant } \alpha. \quad (8.25)$$

For a generic curve, the  $o(x^2)$  in Eq. (8.25) corrects the local *parabolicness* of the curve as one moves away from  $M$ . However, Eq. (8.18) shows that the  $o(x^2)$  terms vanishes identically in the case of isochrony. Indeed, in Fig. 8.4, this particular frame  $(x, y)$  we are considering is precisely the one centered on  $C$  equipped with coordinates  $(x, y) = (L, h)$ . Now Eq. (8.18) may be rewritten as

$$h = \alpha L^2, \quad \text{with } \alpha = \pi^2/16T^2(1 + \xi^2)^{3/2}. \quad (8.26)$$

Since this should be true for all  $h$ , or equivalently any  $x$ , comparing Eqs. (8.25) and (8.26) shows that in the case of isochrony the  $o(x^2)$  vanishes identically as claimed. In other words, isochrony constrains the curve  $\mathcal{C}$  to be a parabola, in addition to locally *look like* one. Remarkably, this is exactly like the osculating parabola argument that Huygens used in his derivation of the isochrone pendulum, as we covered in Chap. 7. We have therefore seen all three of the take away results provided in the list at the very end of Sec. 7.1: the change of variable, the parabolic nature of the potential, and an insight from Archimedes insight, as summarized in Table. 8.2.

<b>Isochrony</b>	<b>System</b>	<b>Variable</b>	<b>Potential</b>
Huygens	Pendulum	radius squared	quadratic
Hénon	Orbit	arc length	parabolic

Table 8.2: The derivation of the isochrone pendulum (by Huygens) and isochrone potentials (by Hénon) follow common steps and the results are similar: the potential driving the motion is a parabola in terms of a well-chosen proper variable.

## 8.3 Isochrone Potentials

The fundamental theorem of isochrony (8.22) implies that the curve  $\mathcal{C}$  of an isochrone potential  $Y$  corresponds to (at least an arc of) a parabola. However, not all parabolae will *contain* the potential of a physically realistic system. The first aim of this section is to classify, based on their geometrical properties, the *isochrone parabolae*, i.e., those that contain the curve  $\mathcal{C}$  of a well-defined, isochrone potential  $Y$  (Sec. 8.3.1). Once this is done, we provide explicit formulae and show that there are five families of isochrone potentials (Sec. 8.3.2). We then conclude in Sec. 8.3.3 by examining the conditions on  $(\xi, \Lambda)$  for which a particle has a bounded orbit in these five families of isochrone potentials. Inspired by Arnold [344], these result are written as bifurcation diagrams in the  $(\xi, \Lambda^2)$  plane.

### 8.3.1 Isochrone parabolae

In this section, we start by a potpourri of algebraic and geometrical properties of parabolae, and derive general results that shall be used throughout the next sections. Then, we examine under which conditions a parabola is associated to an isochrone potential well-defined physically.

#### Geometric preliminaries

Let us give an overview of parabolae in the plane, equipped with Cartesian coordinates  $(x, y)$ . A generic parabola is given by an implicit equation, of the form

$$\mathcal{P} : (ax + by)^2 + cx + dy + e = 0 \quad \text{with} \quad \delta \equiv ad - bc \neq 0, \quad (8.27)$$

and where  $(a, b, c, d, e)$  are five real numbers. The quantity  $\delta$  is the discriminant of  $\mathcal{P}$  and is taken to be nonzero, otherwise  $\mathcal{P}$  degenerates into a pair of parallel lines. Without loss of generality, we will assume from now on that  $\delta > 0$ .<sup>3</sup>

<sup>3</sup>If  $\delta < 0$  we can always replace  $(a, b)$  by  $(-a, -b)$ . This leaves Eq. (8.27) unchanged and thus corresponds to the same parabola, but changes the sign of  $\delta$ .



As an algebraic curve, a parabola is not, in general, the graph of a function. It is, however, always the union of such graphs. To see this, let us take a point  $(x, y)$  on the parabola  $\mathcal{P}$  given by Eq. (8.27). Its ordinate  $y$  can be given as a function of its abscissa  $x$  by solving Eq. (8.27) for  $y$ . There are two cases depending on the parameter  $b$ :

- when  $b = 0$ , the whole parabola  $\mathcal{P}$  is the graph of a function. Its equation is obtained by isolating  $y$  in Eq. (8.27):

$$\mathcal{P} : y = -\frac{e}{d} - \frac{c}{d}x - \frac{a^2}{d}x^2, \quad (8.28)$$

where  $d \neq 0$  since the discriminant  $\delta = ad \neq 0$ . For  $d < 0$  this parabola opens upwards and we shall say that it is *top-oriented*. When  $d > 0$ , it opens downwards and we will say *bottom-oriented*. Any top- or bottom-oriented parabola crosses the  $y$ -axis once, and the ordinate of this point is

$$\lambda \equiv -\frac{e}{d}. \quad (8.29)$$

- when  $b \neq 0$ , the curve  $\mathcal{P}$  is the union of two branches, which are actual graphs of two functions. Indeed, for a fixed  $x$ , Eq. (8.27) is a quadratic in  $y$ . Its solutions are easily found to be

$$\mathcal{P}_{\pm} : y = -\frac{ax}{b} - \frac{d}{2b^2} \pm \frac{1}{2b^2} \sqrt{4b(\delta x - be) + d^2}, \quad (8.30)$$

where the condition  $4b(\delta x - be) + d^2 \geq 0$  ensures the positivity inside the square root. The *support* of the parabola is the set of  $x$  such that  $4b(\delta x - be) + d^2 \geq 0$ . In particular, there is a unique value

$$x_v \equiv \frac{4b^2e - d^2}{4b\delta}, \quad (8.31)$$

that makes the square root in Eq. (8.30) vanish. The quantity  $x_v$  is the abscissa of the common point between  $\mathcal{P}_+$  and  $\mathcal{P}_-$ , where the branches meet and the tangent to  $\mathcal{P}$  is vertical, as shown in Fig. 8.5. Note that  $\mathcal{P}_-$  is always convex and always below  $\mathcal{P}_+$  which is concave.

The sign of  $b$  controls the orientation of the parabola. If  $b > 0$ , we will say that the parabola is *right-oriented*. Its support is  $[x_v, +\infty]$ , and the parabola crosses the  $y$ -axis if and only if  $x_v \leq 0$ . If  $b < 0$ , we say that it is *left-oriented*. Its support is  $[-\infty, x_v]$  and it crosses the  $y$ -axis if and only if  $x_v \geq 0$ .

A left or right-oriented parabola may not always cross the  $y$ -axis. When it does, the ordinates of the intersection points are obtained by setting  $x = 0$  in Eq. (8.30). In particular, the convex branch  $\mathcal{P}_-$  crosses the  $y$ -axis at ordinate

$$\lambda \equiv -\frac{d + \sqrt{d^2 - 4b^2e}}{2b^2}. \quad (8.32)$$

This implies that  $d^2 - 4eb^2$  should always be positive for parabolae crossing the  $y$ -axis. In particular, we have  $d^2 - 4eb^2 > 0$  when there are two intersections. The case  $d^2 - 4eb^2 = 0 \Leftrightarrow d^2 = 4eb^2$  happens when the two intersections degenerate into one, and its ordinate is simply  $-d/2b^2$ .

To summarize, the graph  $\mathcal{C}$  of an isochrone potential  $Y(x)$  must be contained within a parabola  $\mathcal{P}$  in the plane. From the preceding generalities on parabolae, it follows that  $\mathcal{C}$  is to be looked for in any of the following families:

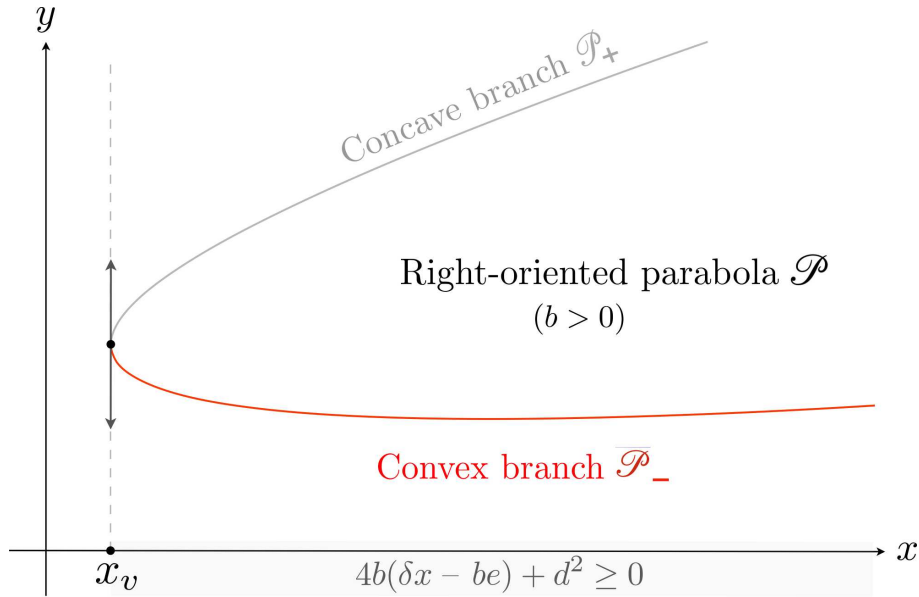


Figure 8.5: Geometrical properties of a right-oriented parabola  $\mathcal{P}$ , with its two branches  $\mathcal{P}_{\pm}$  that are actual graphs of functions. The parabola itself is  $\mathcal{P} = \mathcal{P}_{-} \cup \mathcal{P}_{+}$ . On the left, the point of abscissa  $x_v$ , given by Eq. (8.31) belongs to both  $\mathcal{P}_{+}$  and  $\mathcal{P}_{-}$ , and the domain of the parabola is  $[x_v, +\infty[$  (highlighted in grey on the  $x$ -axis).

- top- and bottom-oriented parabolae, whose whole curve  $\mathcal{P}$  is that of a function defined on  $\mathbb{R}$ , cf. Eq. (8.28).
- left-oriented parabolae, whose curve  $\mathcal{P}$  is the union of a convex branch  $\mathcal{P}_{-}$  and a concave branch,  $\mathcal{P}_{+}$ , each of the two being the graph of a function defined on  $] -\infty, x_v]$ , cf. Eq. (8.30) with  $b < 0$ .
- right-oriented parabolae, whose curve  $\mathcal{P}$  is the union of a convex branch  $\mathcal{P}_{-}$  and a concave branch,  $\mathcal{P}_{+}$ , each of the two being the graph of a function defined on  $[x_v, +\infty[$ , cf. Eq. (8.30) with  $b > 0$ .

### Geometrical hypotheses

Now, we examine under which conditions a curve  $\mathcal{C}$  of the potential  $Y(x) = 2r^2\psi(r)$  is a physically well-posed, isochrone potential, in the sense that it does contain bounded orbits. This will be done in three steps, each consisting in imposing a geometrical hypothesis ( $H_i$ , with  $i = 1, 2, 3$ ), on a candidate curve. These three hypotheses come from, respectively: the fundamental theorem of isochrony (8.22), the very definition of the Hénon variable (8.3), the existence of orbits (8.4). They are as follows:

- $H_0$ :  $\mathcal{C}$  must be an arc of parabola. This geometrical requirement ensures that the potential  $\psi$  is isochrone, regardless of its mathematical and physical properties. The next hypotheses are therefore concerned with the parabola  $\mathcal{P}$  that contains the curve  $\mathcal{C}$ .
- $H_1$ :  $\mathcal{C}$  must lie on the right half plane. From a purely mathematical perspective, an isochrone potential is a function  $\psi(r)$  defined on some subset of  $\mathbb{R}_{+}$  (since  $r$  is a positive radius). Since  $x = 2r^2 > 0$ , we only keep parabolae that exhibit a portion on the right half plane  $x > 0$ . The only parabolae that do not have this property,

are the left-oriented ones crossing the  $y$ -axis at most once (Eq. (8.30) with  $b < 0$  and  $x_v \leq 0$ ).

- $H_2$ :  $\mathcal{C}$  must be convex. Indeed, a particle orbits periodically when  $\mathcal{C}$  is below  $\mathcal{L}$ , since the (directed) distance is positive (recall Eq. (8.4)). The geometrical equivalent of this is that  $\mathcal{C}$  should lie under its chords, and therefore be convex. Since this is not possible on the concave branch of a parabola, *we only keep parabolae that exhibit a convex branch*. These that do not are the bottom-oriented ones<sup>4</sup> (Eq. (8.28) with  $d < 0$ ). Therefore, we discard the bottom-oriented parabolae, and stress that on the right- and left-oriented ones, the curve  $\mathcal{C}$  will be located on the convex branch  $\mathcal{P}_-$ .

Equipped with these three hypotheses  $H_0, H_1$  and  $H_2$ , it is now a simple matter to examine each parabola and discard any that does not satisfy one of them. Instead of presenting these calculations, we summarize the result in Fig. 8.6. This figure shows the reduction process: starting at the top with the general equation (8.27), parabolae are discriminated with respect to their parameters, and some are discarded, as indicated by horizontally red arrows, and the corresponding hypothesis they do not fulfill. At the bottom, by construction, all remaining parabolae satisfy  $H_0, H_1$  and  $H_2$ , and are the last candidate for isochrone potentials.

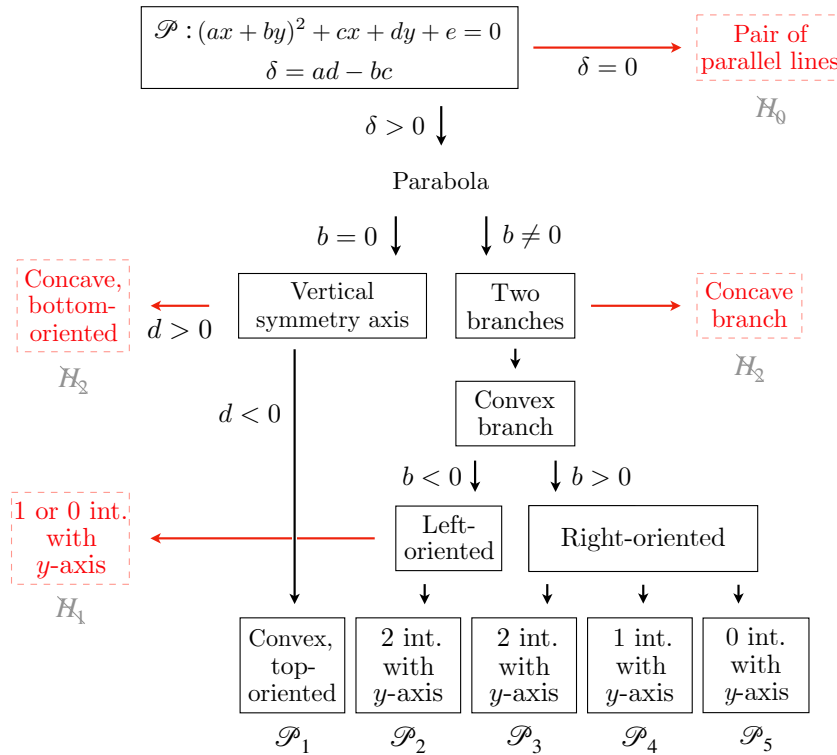


Figure 8.6: Tree showing the reduction process of isochrone parabolae. Starting at the top with the implicit equation (8.27), the reduction consists in exploring the properties of parabolae associated with the sign of  $\delta, b, d$ . Red horizontal lines correspond to a discarded parabola (that does not satisfy one of the hypotheses  $H_i$ ). Black, downwards arrows lead naturally to the five families  $\mathcal{P}_i$  that remain at the bottom. Any of these is associated with an isochrone potential.

<sup>4</sup>Strictly speaking, these bottom-oriented parabolae contain a unique, circular, unstable orbit.

After this reduction process, the resulting set of parabolae is split into five families, according to their orientation in the  $(x, y)$  plane and their number of intersections with the  $y$ -axis:

- $\mathcal{P}_1$ : *top-oriented* (Eq.(8.28), with  $d < 0$ ),
- $\mathcal{P}_2$ : *left-oriented*, crossing the  $y$ -axis *twice* (Eq. (8.30) with  $b < 0, x_v > 0$ ),
- $\mathcal{P}_3$ : *right-oriented*, crossing the  $y$ -axis *twice* (Eq. (8.30) with  $b > 0, x_v < 0$ ).
- $\mathcal{P}_4$ : *right-oriented*, crossing the  $y$ -axis *once* (Eq. (8.30) with  $b > 0, x_v = 0$ ).
- $\mathcal{P}_5$ : *right-oriented*, *not* crossing the  $y$ -axis (Eq. (8.30) with  $b > 0, x_v > 0$ ).

We see that the last four of these families are simply given by the relative signs of the pair  $(b, x_v)$ , where we recall that  $x_v$  is given in Eq. (8.31) and corresponds to the abscissa of the point where two branches meet (or equivalently where the parabola has a vertical tangent).

Combining the reduction process depicted in Fig. 8.6 and the generic equation of a parabola (8.27) allows us to obtain the equation of an isochrone parabola, in the form  $\mathcal{P}_i : y = Y_i(x)$ , for  $i \in \llbracket 1; 5 \rrbracket$ . Three of these are depicted in Fig. 8.7. We can then invert this equation to obtain the expression of the associated potential  $\psi_i(r)$ , using the definition of the Hénon variables (8.3). This will be much easier in terms of new parameters instead (of the Latin ones  $(a, b, c, d, e)$  that we have used up to now), as we show below.

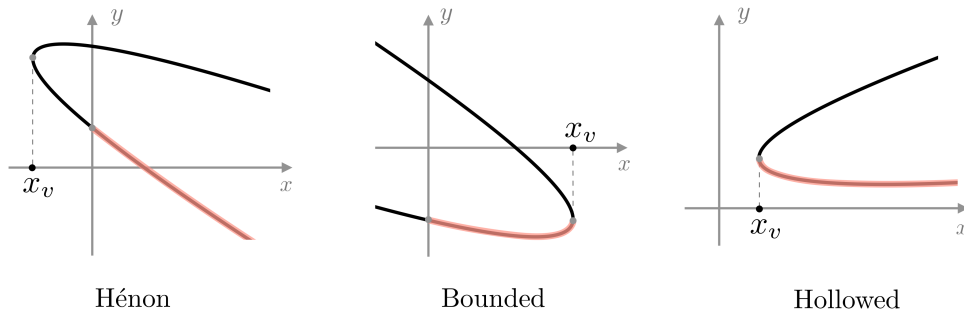


Figure 8.7: Three isochrone parabolae, of the Hénon (left), Bounded (middle) and Hollowed (right) family. Left-orientation ( $b < 0$ ) corresponds the Bounded family  $\mathcal{P}_2$ . Right-orientation  $b > 0$  encompasses the Hénon class ( $x_v < 0$ ) and the Hollowed class ( $x_v > 0$ ). For each parabola, the physical part (i.e., where the associated  $\psi(r)$  is well-defined) is highlighted in red.

### 8.3.2 Complete set of isochrone potentials

In this section we derive the explicit form of each and every isochrone potential, completing Michel Hénon’s program. We express our result in Eqs. (8.34)-(8.39) in terms of new, more adapted parameters, allowing us to determine the fine structure of the set of isochrone potentials. Finally we make a comment on the notion of “gauge” for isochrone potentials and their associated mass distribution.

### New parameters

When working in the Hénon plane, doing geometry with parabolae, the Latin parameters  $(a, b, c, d, e)$  are useful. In order to work with simpler expressions when dealing with the potentials, and prepare for the next steps, we rewrite the equations of the isochrone parabola ( $\mathcal{P}_i$ ) with more adapted, Greek parameters  $(\epsilon, \lambda, \omega, \mu, \beta)$ .

We first consider the top-oriented parabolae  $\mathcal{P}_1$  given by Eq. (8.28) with  $d < 0$ . We may combine the constants in the first two terms and define  $\epsilon \equiv -c/d \in \mathbb{R}$ ,  $\lambda \equiv -e/d \in \mathbb{R}$ . Moreover, since  $d < 0$  in this case, we may always write

$$\omega^2 \equiv -\frac{16a^2}{d} > 0. \quad (8.33)$$

Inserting the new parameters  $(\epsilon, \lambda, \omega)$  in Eq. (8.28) and using  $\psi(r) = Y(2r^2)/2r^2$ , we obtain for the first family of potentials  $\psi_1$  and/or parabolae  $\mathcal{P}_1$ , associated with top-oriented parabolae,

- *the Harmonic family:*

$$\psi_1(r) = \epsilon + \frac{\lambda}{2r^2} + \frac{1}{8}\omega^2 r^2. \quad (8.34)$$

The name *Harmonic* comes from the fact that  $\psi_1$  is a harmonic potential, up to a constant  $\epsilon$  and a centrifugal-like term  $\lambda/2r^2$ . The normalizing factor  $1/16$  is chosen such that the radial period  $T$  will coincide exactly with the angular frequency  $\omega$ , i.e.,  $T = 2\pi/\omega$ , as we shall find later on.

Now consider the  $b \neq 0$  case, i.e., the convex branch  $\mathcal{P}_-$  of Eq. (8.30). Once again, we may define  $\epsilon \equiv -a/b \in \mathbb{R}$ . With a bit of rewriting, we can also introduce the  $\lambda$  parameter of Eq. (8.32) and move the square root of the rightmost term down, using the usual conjugate trick. Furthermore, independently of the sign of  $b \neq 0$ , we may always define

$$\mu \equiv \sqrt{\frac{\delta|b|}{2b^4}} > 0 \quad \text{and} \quad \beta \equiv \sqrt{\frac{d^2 - 4b^2e}{8\delta|b|}} \geq 0. \quad (8.35)$$

When  $\beta \neq 0$ , the parabola crosses the  $y$ -axis twice. Then either  $b > 0$  (right-oriented parabola) or  $b < 0$  (left-oriented parabola), as depicted in Fig. 8.6. Inserting the new parameters  $(\epsilon, \lambda, \mu, \beta)$  in Eq. (8.30) and using  $\psi(r) = Y(2r^2)/2r^2$ , we obtain the second family of potentials  $\psi_2$  and/or parabolae  $\mathcal{P}_2$ , associated with left-oriented parabolae,

- *the Bounded family:*

$$\psi_2(r) = \epsilon + \frac{\lambda}{2r^2} + \frac{\mu}{\beta + \sqrt{\beta^2 - r^2}}. \quad (8.36)$$

The name *Bounded* comes from the fact that  $\psi_2$  is defined only on the bounded interval  $[0, \beta]$ . Finally, the same parameters can be used to define the third family of potentials  $\psi_3$  and/or parabolae  $\mathcal{P}_3$ , associated with right-oriented parabolae crossing the  $y$ -axis twice, namely

- the Hénon family:

$$\psi_3(r) = \epsilon + \frac{\lambda}{2r^2} - \frac{\mu}{\beta + \sqrt{\beta^2 + r^2}}. \quad (8.37)$$

The name *Hénon* comes from the fact that  $\psi_3$  is, up to a constant and a centrifugal-like term, the potential found by Michel Hénon [582]. Finally, the case  $\beta = 0$  defines a fourth family of potentials  $\psi_4$  and/or parabolae  $\mathcal{P}_4$ , associated with right-oriented parabolae crossing the  $y$ -axis once, namely

- the Kepler family:

$$\psi_4(r) = \epsilon + \frac{\lambda}{2r^2} - \frac{\mu}{r}. \quad (8.38)$$

The name *Kepler* comes from the fact that  $\psi_4$  is, up to a constant and a centrifugal-like term  $\lambda/2r^2$ , the usual Kepler potential. For the final family  $\mathcal{P}_5$ , the quantity  $\lambda$ , defined as the  $y$ -intercept of the convex branch of a parabola does not make sense anymore since, by definition,  $\mathcal{P}_5$  has no intersection with the  $y$ -axis (recall Fig. 8.6). We thus have to go back to the general equation (8.30) and define the constants  $\mu, \beta$  in terms of  $x_v$  (cf. Eq. (8.31)), which is well defined for any (non-harmonic) parabola. A quick calculation shows that the parameter  $\mu$  can be taken as in Eq. (8.35), whereas  $\beta$  is simply  $\sqrt{x_v/2}$ . Lastly, by setting  $\lambda = -d/2b^2$ , we define the fifth and last family of isochrone potentials, namely:

- the Hollowed family:

$$\psi_5(r) = \epsilon + \frac{\lambda}{2r^2} - \frac{\mu}{r} \sqrt{1 - \frac{\beta^2}{r^2}}. \quad (8.39)$$

The qualifier “Hollowed” comes from the fact that  $\psi_5$  is defined only on the open interval  $[\beta, +\infty[$ , i.e., outside a sphere of radius  $\beta$  in the three-dimensional physical space. For  $r < \beta$ , the potential is undefined and it turns out that no particle can enter this region, leaving it “hollow”. In this sense, the Hollowed potential  $\psi_5$  is complementary to the Bounded one  $\psi_2$ , since the latter is defined on  $[0; \beta]$  and the former on  $[\beta; +\infty[$ .

With the new, Greek parameters, the result of this section can be summarized easily: *If a potential  $\psi$  is isochrone, then it must be equal to one of the  $\psi_{i \in [1;5]}$  above.* In other words, if  $\psi$  is isochrone, then there exists some constants  $(\epsilon, \lambda)$  and  $(\mu, \beta, \omega)$  such that  $\psi(r) = \psi_i(r)$  for some  $i \in [1; 5]$ . We stress that, by definition,  $\omega \neq 0$ ,  $\mu > 0$  and  $\beta \geq 0$ . The introduction of these parameters is important since it allows one to structure the set of isochrone potentials into 5 families, and give the dimension of each. In particular, we see that both the Harmonic ( $\psi_1$ ) and Kepler ( $\psi_4$ ) potentials form a (2+1)-parameters family (2 because of  $(\epsilon, \lambda)$ , and 1 because of  $\omega$  or  $\mu$ ); whereas the Bounded ( $\psi_2$ ), Hénon ( $\psi_3$ ) and Hollowed ( $\psi_5$ ) are (2+2)-parameters families. We have now found the fine structure of the set of isochrone potentials, and thus completed Hénon’s program, from a mathematical physics perspective. The main result are summarized in Fig. 8.8.

### Gauged and reduced potentials

Now, for the sake of completeness, let us make a few comments about the notion of “gauged” isochrone potentials, as introduced in [588]. Notice from the explicit forms of

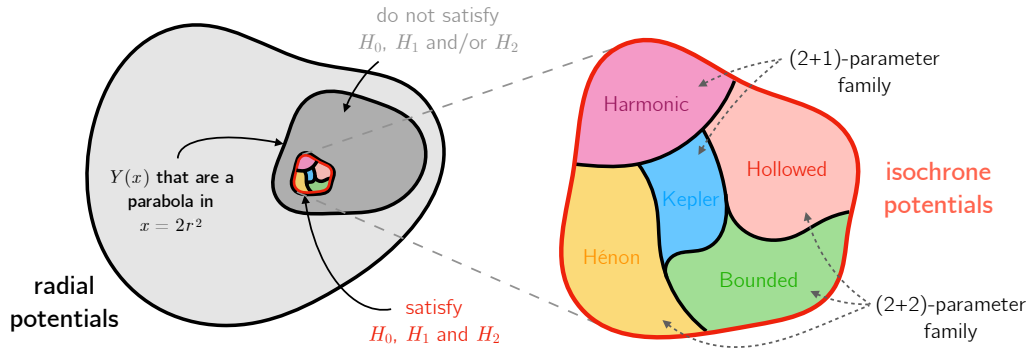


Figure 8.8: *Left*: isochrone potentials form a subset of the larger class of radial potentials that look like a parabola in H non’s variables, which is itself a subset of the class of radial potentials. Some radial potentials correspond to parabolae but are not physically well-defined (as explained in Table. 8.6). *Right*: the set of isochrone potentials is structured into 5 subfamilies (Eqs. (8.34)-(8.39)).

the five potential families (8.34)-(8.39) that all isochrone potentials are the sum of three terms, the first two being identical for each of them:

$$\psi(r) = \epsilon + \frac{\lambda}{2r^2} + \dots, \quad (8.40)$$

where ... denotes the third term, that differs from one family to another. Physically, the first, constant term is expected, since it represents a shift in the potential energy of the particle. The second term looks like it derives from a centrifugal force, although it is not dependent on the particle. Now let us see how these terms contribute to the potential in the H non variables. Multiplying (8.40) by  $2r^2$  and remembering the definition  $Y = 2r^2\psi(r)$ , we find

$$Y(x) = \epsilon x + \lambda + \dots \quad (8.41)$$

In terms of the associated parabola, these two terms make a simple affine contribution. In particular, the parameters  $(\epsilon, \lambda)$  control the orientation of the symmetry axis and the height of the parabola respectively. Similarly, we can show that the other parameters ( $\omega$  for  $\mathcal{P}_1$ , and  $(\mu, \beta)$  for the others) control the aperture and the horizontal position of the parabola. The other consequence of the general form (8.41) is the partition of isochrone potentials between gauged ones and reduced ones, as introduced in [588]. Without going into the details (this is well-explained in that article), the gauged potentials are obtained by applying an affine transformation to the reduced ones, as follows.

- For any real  $\epsilon$ , the affine transformation  $I_\epsilon : (x, y) \mapsto (x, y + \epsilon x)$  is a *transvection*. Geometrically, this map adds the value  $\epsilon$  to the slope of any straight line in the plane. In particular, when applied to  $\mathcal{L}$  it gives the line  $I_\epsilon(\mathcal{L}) : y = (\xi + \epsilon)x - \Lambda^2$  and when applied to  $\mathcal{P}$  it adds  $\epsilon$  to the slope of its symmetry axis. Moreover, vertical lines are invariant under this map, and therefore the number of intersections between  $\mathcal{P}$  with  $\mathcal{L}$  is preserved. In other words, the action of  $I_\epsilon$  does not change the fact that a parabola is isochrone.
- For any  $\lambda \leq 0$  the map  $J_\lambda : (x, y) \mapsto (x, y + \lambda)$  is a downward, vertical translation. If a parabola  $\mathcal{P}_i$  is intersected twice by a line  $\mathcal{L}$ , this intersecting configuration remains after the action of  $J_\lambda$ . Moreover, since negativity of the  $y$ -intercept of  $\mathcal{L}$  is preserved by  $J_\lambda$ , the action of  $J_\lambda$  does not change the fact that a parabola is isochrone.

As a consequence, if  $\mathcal{P}$  is an isochrone parabola, then for any  $(\epsilon, \lambda) \in \mathbb{R} \times \mathbb{R}_-$ , the curve  $I_\epsilon \circ J_\lambda(\mathcal{P})$  is also an isochrone parabola. In topological terms, this induces an equivalence relation on the set of isochrone potentials. If one takes the quotient of that set by this equivalence relation, one can define a set of reduced isochrone potentials, that are defined up to an additional term  $\epsilon + \lambda/2r^2$ . This topological structure has been explored thoroughly in [588], we refer to Sec. 2.5 of that article for more details.

Finally, we mention that from the explicit formulae of the isochrone potentials  $\psi_i(r)$ , it is possible to compute and analyze the associated mass density  $\rho_i(r)$ , through the Poisson equation (7.15). This was already presented in Sec. 4.1 of [588], albeit for only a subset of isochrone potentials. Speaking of mass density, we relegated to App. C.1 a simple construction in the Hénon plane that allows one to compute, geometrically, the mass contained in a sphere of radius  $r$  for a given mass density. This construction works for any radial potential that is defined around the origin (not necessarily isochrone). It shows, once again, the usefulness of the Hénon variables.

### 8.3.3 Bifurcation diagrams

In the last section, we have isolated five families of potentials ( $\psi_i$ ) and their associated parabolae ( $\mathcal{P}_i$ ), and discussed some of their properties. We have shown that if a potential is isochrone, then its curve  $\mathcal{C} : y = Y(x)$  is the portion of a parabola  $\mathcal{P}_i$  that is convex and lies on the right half-plane  $x > 0$ . What remains to be shown is the reciprocal of this statement, i.e., that any such  $\mathcal{C}$  is the curve of an isochrone potential, in the sense that it contains periodic orbits. To this end, we just need to show that  $\mathcal{C}$  can always be intersected twice by some line  $\mathcal{L} : y = \xi x - \Lambda^2$ . We shall do this by finding explicitly which lines  $\mathcal{L}$  can intersect  $\mathcal{C}$ . In so doing, we will find two important results:

- the set  $(\psi_i)$  is complete (it contains all and only the isochrone potentials),
- necessary and sufficient conditions on  $(\xi, \Lambda)$  for the existence of periodic orbits.

In what follows, we consider a curve  $\mathcal{C}$  and a line  $\mathcal{L} : y = \xi x - \Lambda^2$ . By assumption,  $\mathcal{C}$  is on the right half plane and on the convex portion of a parabola  $\mathcal{P}_i$  given by Eqs. (8.34)-(8.39). When they exist, we denote by  $x_P$  and  $x_A > x_P$  the abscissa of  $P$  and  $A$ , the two intersections of  $\mathcal{L}$  with  $\mathcal{C}$ .

#### Harmonic family $\mathcal{P}_1$

Let us start with the family  $\mathcal{P}_1$  given in Eq. (8.34). We fix the parameters  $(\epsilon, \lambda, \omega)$  and look for the conditions on  $(\xi, \Lambda)$  under which the line  $\mathcal{L} : y = \xi x - \Lambda^2$  intersects  $\mathcal{P}_1$  twice. By definition,  $P, A$  belong to both  $\mathcal{L}$  and  $\mathcal{P}_1$ ; therefore,  $x_P, x_A$  are solutions to  $\xi x - \Lambda^2 = \epsilon x + \lambda + \omega^2 x^2/16$ . We may equivalently write this equation in the following evocative form

$$x^2 - sx + p = 0, \quad \text{where} \quad \begin{cases} s \equiv 16(\xi - \epsilon)/\omega^2, \\ p \equiv 16(\Lambda^2 + \lambda)/\omega^2, \end{cases} \quad (8.42)$$

with the sum  $s = x_P + x_A$  and product  $p = x_P x_A$  of the two roots. Note that  $x_P, x_A$  and therefore  $s$  and  $p$  are all functions of  $\xi$  and  $\Lambda^2$ . For a generic quadratic equation such as Eq. (8.42), two solutions exist if and only if  $\Delta \equiv s^2 - 4p > 0$ , and are given by  $(s \pm \sqrt{\Delta})/2$ , with a minus sign for  $x_P$  and a plus sign for  $x_A$ . We want these solutions to



lie on the convex branch of the parabola, in order for an orbit to actually exist. This is always satisfied since the parabola  $\mathcal{P}_1$  is everywhere convex. Furthermore, we want them to be strictly positive, in order for  $P$  and  $A$  to be in the right half plane  $x \geq 0$ . It is sufficient to require  $x_P > 0$ , because then  $x_A > x_P > 0$ .

The parameters of the potential are fixed; therefore, the condition  $x_P(\xi, \Lambda^2) > 0$ , along with  $\Lambda^2 \geq 0$ , defines a region in the  $(\xi, \Lambda^2)$  plane that contains every pair  $(\xi, \Lambda^2)$  such that the orbit is radially periodic. Using the formula for  $x_P$  in terms of  $s$  and  $p$ , this domain is explicitly delimited by the two inequalities

$$\Lambda^2 \geq 0 \quad \text{and} \quad x_P(\xi, \Lambda^2) > 0, \quad (8.43)$$

with  $x_P = (s - \sqrt{s^2 - 4p})/2$  and  $s, p$  given by Eq. (8.42). Outside this region, there may be collision orbits (the particle avoids the origin and goes to infinity), or no orbit at all (for instance in the  $\Lambda^2 < 0$  region). This is depicted in Fig. 8.9.

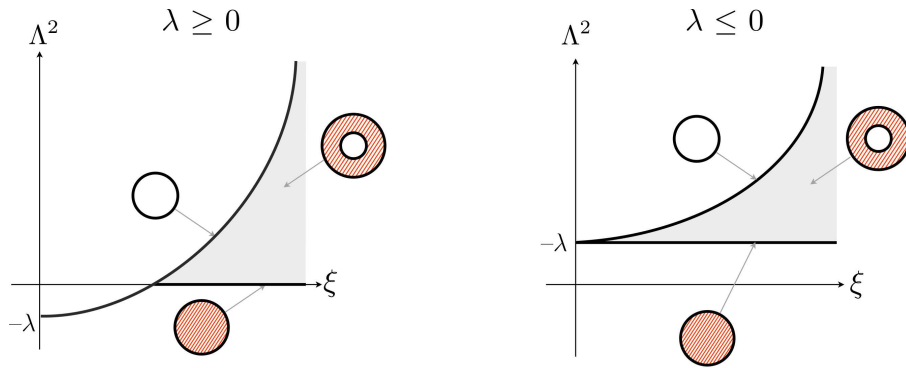


Figure 8.9: Bifurcation diagram for a harmonic potential  $\psi_1$ , with  $\lambda \geq 0$  (left) and  $\lambda \leq 0$  (right). The axes are  $\xi = \epsilon$  and  $\Lambda^2 = 0$ . The light grey region defined by the inequalities (8.43) contains the  $(\xi, \Lambda^2)$  associated with bounded motion. Following the convention of Arnold (Fig. (2.3) of [344]), the region of possible motion in the physical space is depicted as a light-red region in the orbital plane. For a generic orbit,  $0 < r_P < r_A$  and the motion takes place in an annulus. The black boundaries correspond to degeneracies: The top one to circular motion ( $r_P \rightarrow r_A$ ) and the bottom one to trajectories spiraling toward the center ( $r_P \rightarrow 0$ ).

### Bounded family $\mathcal{P}_2$

We proceed similarly for the left-oriented parabolae  $\mathcal{P}_2$ , associated with a Bounded potential. In particular, we fix the parameters  $(\epsilon, \lambda, \mu, \beta)$  and look for a domain in the  $(\xi, \Lambda^2)$  plane that contains all and only the periodic orbits. The condition  $P, A \in \mathcal{L} \cap \mathcal{P}_2$  translates algebraically into

$$\xi x - \Lambda^2 = \epsilon x + \lambda + 2\mu\beta - 2\mu\sqrt{\beta^2 - x/2}. \quad (8.44)$$

As for  $\mathcal{P}_1$ , with a bit of algebra we may write Eq. (8.44) as  $x^2 - sx + p = 0$  where  $s \equiv x_P + x_A$  and  $p \equiv x_P x_A$ . In terms of  $(\xi, \Lambda^2)$ , we have explicitly

$$s \equiv 2 \frac{(\Lambda^2 + \lambda + 2\mu\beta)(\xi - \epsilon) - \mu^2}{(\xi - \epsilon)^2} \quad \text{and} \quad p \equiv \frac{(\Lambda^2 + \lambda + 4\mu\beta)(\Lambda^2 + \lambda)}{(\xi - \epsilon)^2}. \quad (8.45)$$

As before, the solutions  $x_P, x_A$  must be strictly positive and this is ensured by the condition  $x_P > 0$ . At this point, choosing  $(\xi, \Lambda^2)$  in the region  $x_P(\xi, \Lambda^2) > 0$  ensures that there are two intersections between  $\mathcal{P}_2$  and  $\mathcal{L}$ . Adding the condition  $\Lambda^2 \geq 0$  ensures that  $x_P$  is on the convex branch. However, a third condition is needed, namely that  $A$  belongs to the convex branch. To this end, notice that in Eq. (8.44), the minus sign in front of  $2\mu$  came from selecting the convex branch of the parabola. Therefore, to ensure that  $A$  is on this branch, it is sufficient to impose that  $\xi x_A - \Lambda^2 \leq \epsilon x_A + \lambda + 2\mu\beta$ . All in all, three conditions are sufficient to draw the bifurcation diagram. They read explicitly

$$\Lambda^2 \geq 0, \quad x_P(\xi, \Lambda^2) > 0 \quad \text{and} \quad (\xi - \epsilon) x_A(\xi, \Lambda^2) \leq \Lambda^2 + \lambda + 2\mu\beta. \quad (8.46)$$

Once we express  $x_P$  and  $x_A$  in terms of  $s, p$ , and thus in terms of  $(\xi, \Lambda^2)$  via Eq. (8.45), the three inequalities (8.46) delimit a region with all and only the periodic orbits. This region is depicted for a typical bounded potential  $\psi_2$  in Fig. 8.10.

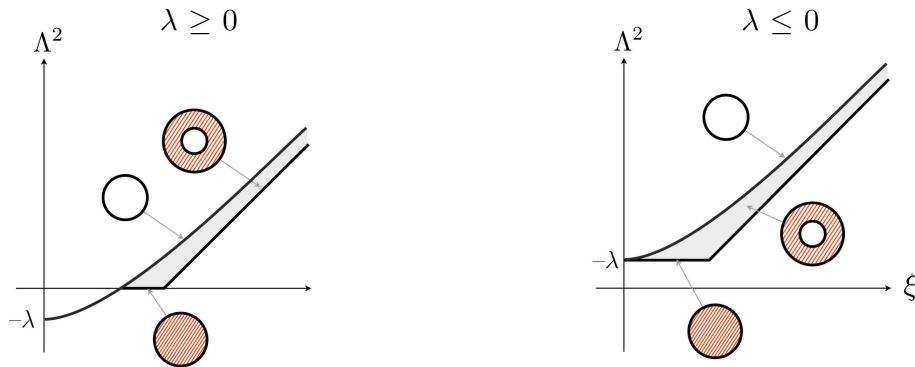


Figure 8.10: Bifurcation diagram for a bounded potential  $\psi_2$ , with  $\lambda \geq 0$  (left) and  $\lambda \leq 0$  (right). The axes are  $\xi = \epsilon + \mu/2\beta$  and  $\Lambda^2 = 0$ . All information is encoded the same way as in Fig. 8.9.

### Hénon and Kepler families $\mathcal{P}_3$ and $\mathcal{P}_4$

For the right-oriented parabolae, we proceed the same way. Noticing that a parabola  $\mathcal{P}_4$  can be obtained as the  $\beta \rightarrow 0$  limit of a parabola  $\mathcal{P}_3$ , we may focus on the latter. As before, the condition  $P, A \in \mathcal{P}_3$  translates into  $x^2 - sx + p = 0$ , where  $s$  and  $p$  have the same expression as in Eq. (8.45), albeit with a plus sign in front of  $\mu^2$  for the former.

The conditions to be imposed to have a well-defined orbit are as before,  $x_P > 0$ ,  $\Lambda^2 \geq 0$ . These two ensure that  $P$  is in the right half plane and on the convex branch. However, this does not imply that  $A$  is on the convex branch, so we must, again, add a third condition. Therefore, all three requirements are the same as in the  $\mathcal{P}_2$  case, and the bifurcation diagram can be depicted using the inequalities Eq. (8.46) (again, with a plus sign in front of  $\mu^2$ ). For the Hénon family,  $\beta \neq 0$  and the bifurcation diagram is depicted in Fig. 8.11. The bifurcation diagram for the Kepler family  $\mathcal{P}_4$  is the  $\beta \rightarrow 0$  limit of Fig. 8.11 and coincides precisely with Fig. (2.3) of [344].

### Hollowed family $\mathcal{P}_5$

Finally, we can do the same calculation for the fifth family  $\mathcal{P}_5$ . Equating  $\xi x - \Lambda^2$  to  $Y_5(x) = x\psi_5(\sqrt{x/2})$  and squaring the result provides a quadratic-in- $x$  equation, from

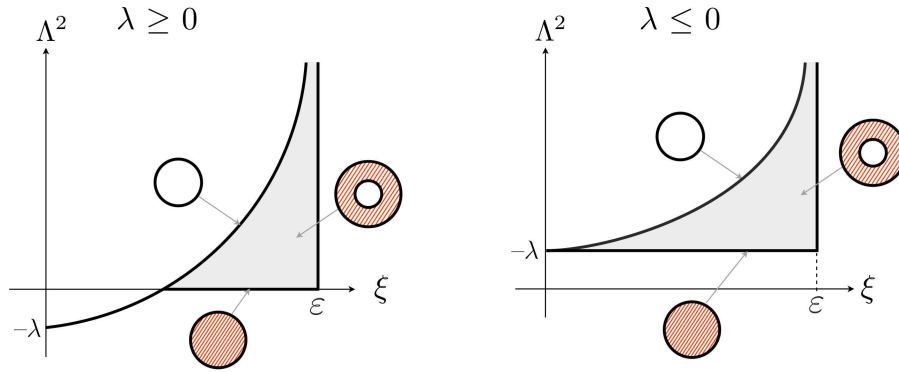


Figure 8.11: Bifurcation diagram for a Hénon potential  $\psi_3$ , with  $\lambda \geq 0$  (left) and  $\lambda \leq 0$  (right). The axes are  $\xi = \epsilon - \mu/2\beta$  and  $\Lambda^2 = 0$ . All information is encoded the same way as in Fig. 8.9.

which we find the sum  $s$  and product  $p$  to be

$$s \equiv 2 \frac{(\Lambda^2 + \lambda)(\xi - \epsilon) + \mu^2}{(\xi - \epsilon)^2} \quad \text{and} \quad p \equiv \frac{(\Lambda^2 + \lambda)^2 + 4\beta^2\mu^2}{(\xi - \epsilon)^2}. \quad (8.47)$$

The bifurcation diagram is then given in Fig. 8.12, and is built by requiring the same conditions as before, except that this time,  $A$  lies on the convex branch if  $\xi x_A \leq \epsilon x_A + \lambda$ . The conditions are therefore just as Eq. (8.46), without the term  $2\mu\beta$  on the right-hand side.

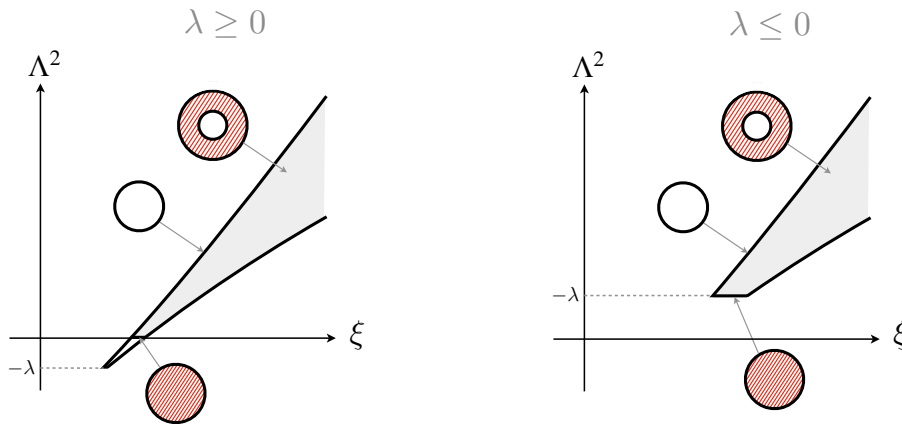


Figure 8.12: Bifurcation diagram for a Hollowed potential  $\psi_5$ , with  $\lambda \geq 0$  (left) and  $\lambda \leq 0$  (right). The axes are  $\xi = \epsilon$  and  $\Lambda^2 = 0$ . All information is encoded the same way as in Fig. 8.9.

## Isochrone mechanics

*Sed res est certissima exactissimaeque, quòd proportio quæ est inter binorum quorumcunque Planetarum tempora periodica, sit præcisè sesquialtera proportionis mediarum distantiarum*

J. KEPLER,  
*Harmonices Mundi (1619).*



AFTER years of meticulous analysis of Tycho Brahe’s observations of Mars, Johannes Kepler discovered, at the beginning of the seventeenth century, three laws that now bear his name. The first two, published in the *Astronomia Nova* (1609), state that (1) planets follow elliptical orbits with the Sun at one of their focii, and (2) the time elapsed between two points on an orbit is proportional to the swept area in that time. Kepler’s third law, was published later in his *Harmonices Mundi* (1619). It states that the cube of the semi-major axis of these ellipses is proportional to the square of the planet’s orbital period. This chapter is dedicated to a generalization of Kepler’s laws to all isochrone orbits<sup>1</sup>. In particular, we will show that any periodic orbit in any isochrone potential satisfies Kepler’s third law (Sec. 9.1) for the radial period  $T$ . We will interpret this law in various geometrical contexts and will also point out a similar and unified law for the apsidal angle  $\Theta$ . In Sec. 9.2, we devise a geometrical method for solving the equations of motion in an isochrone potential, and show that all isochrone orbits can be parametrized by a Keplerian ellipse. Finally, we shall use all these results to exhibit and classify *isochrone orbits* in Sec. 9.3.

---

<sup>1</sup>Fortunately, we only have to generalize two of them. Indeed, Kepler’s second law is a mere consequence of spherical symmetry: it holds for any radial potential, and thus for isochrone ones.

## Chapter Content

9.1	Isochrone Kepler's third laws . . . . .	223
9.1.1	Third law for the radial period $T$ . . . . .	223
9.1.2	Third law for the apsidal angle $\Theta$ . . . . .	224
9.1.3	Geometrical reading of the third laws . . . . .	225
9.2	Isochrone orbits transformations . . . . .	226
9.2.1	Reduced orbit . . . . .	227
9.2.2	Kepler parabola . . . . .	227
9.2.3	Linear transformation . . . . .	228
9.2.4	General isochrone orbit . . . . .	230
9.2.5	Summary and remarks . . . . .	232
9.3	Classification of isochrone orbits . . . . .	233
9.3.1	General properties of isochrone orbits . . . . .	233
9.3.2	Harmonic family . . . . .	234
9.3.3	Bounded family . . . . .	236
9.3.4	Hénon family . . . . .	236
9.3.5	Hollowed family . . . . .	238

## 9.1 Isochrone Kepler's third laws

Kepler's third law is arguably one of the most celebrated and useful equations in astronomy and astrophysics. It arises in the context of a test particle orbiting a spherical body of mass  $M$ . Under the Newtonian law of gravitation, the particle follows a perfectly elliptical orbit. Kepler's third law expresses the relation that exists between the semi-major axis  $\alpha$  of this ellipse<sup>2</sup> and the orbital period  $T_{\text{orb}}$ , as  $T_{\text{orb}} \propto \alpha^{3/2}$ , where the proportionality constant,  $4\pi^2/GM$ , does not depend on the particle. Let us re-write Kepler's third law using our notations adapted to the study of isochrony. First, notice that for a Keplerian ellipse, the orbital period (time taken for the particle to come back to the same position in the orbital plane) coincides with the radial period  $T$  that we have used up to now. Second, a classical result of celestial mechanics (see App. B.2 for details) shows that the semi-major axis  $\alpha$  depends only on the particle's energy  $\xi$ , through  $\alpha = -\mu/2\xi$ . Consequently, Kepler's third law reads

$$T^2 = \frac{\pi^2}{2} \frac{\mu^2}{(-\xi)^3} \quad (9.1)$$

This first section is dedicated to a derivation of an equation identical to (9.1) for any *isochrone orbit*<sup>3</sup>. It is divided into three parts. First, we derive the generalized Kepler's third law for the period  $T$  in any isochrone potential, by solving quadratic equations (Sec. 9.1.1). Then we use the *circular orbit trick* to get a similar law for  $\Theta$  (Sec. 9.1.2). Lastly we provide an alternative formulation of these two laws, in terms of purely geometrical quantities that can all be inferred solely from the parabola  $\mathcal{P}$  and the line  $\mathcal{L}$  (Sec. 9.1.3).

### 9.1.1 Third law for the radial period $T$

Let us consider a generic isochrone potential  $\psi$  and a particle  $(\xi, \Lambda)$  that orbits within it. As we did many times above, in the Hénon plane  $\psi$  is associated with a parabola  $\mathcal{P}$ , and the particle is associated with a line  $\mathcal{L}$  that intersects  $\mathcal{P}$  twice (or once for circular orbits). For convenience, we rewrite the equations for  $\mathcal{P}$  and  $\mathcal{L}$  here:

$$\mathcal{P} : (ax + by)^2 + cx + dy + e = 0 \quad \text{and} \quad \mathcal{L} : y = \xi x - \Lambda^2. \quad (9.2)$$

Keeping the parabola  $\mathcal{P}$  fixed, we take a line  $(\xi, \Lambda)$  with two intersections  $P$  and  $A$ , both functions of  $(\xi, \Lambda)$ . Now since  $A$  and  $P$  belong to both  $\mathcal{P}$  and  $\mathcal{L}$ , we can eliminate  $y$  from the two equations in (9.2) and get an equation on  $x$  whose solutions are  $x_P$  and  $x_A$ , the abscissa of  $P$  and  $A$ . Re-arranging the result gives the following quadratic equation:

$$(a + b\xi)^2 x^2 + [(c + d\xi) - 2b\Lambda^2(a + b\xi)]x + [b^2\Lambda^4 + e - d\Lambda^2] = 0, \quad (9.3)$$

whose discriminant  $\Delta$  is given by

$$\Delta(\xi, \Lambda) \equiv (c + d\xi)^2 - 4b\Lambda^2(c + d\xi)(a + b\xi) - 4(a + b\xi)^2(e - d\Lambda^2). \quad (9.4)$$

We will now compute the period  $T$  with the help of Hénon's formula, proved in Sec. 9.1 and given in Eq. (8.13). First, we need the difference between  $x_A$  and  $x_P$ . By writing the solutions to the quadratic equation (9.3), we obtain easily

$$(x_A - x_P)^2 = \frac{\Delta(\xi, \Lambda)}{(a + b\xi)^4}. \quad (9.5)$$

<sup>2</sup>We use  $\alpha$ , since the more common notation is  $a$  and this corresponds to one of the Latin parameters for our parabolae (8.27).

<sup>3</sup>By *isochrone orbit*, we mean an orbit followed by a test particle in an isochrone potential.

Second we need a formula for  $\Lambda_C$ , the angular momentum of the circular orbit with energy  $\xi$ . To find it, we note that for a fixed  $\xi$ , the discriminant  $\Delta(\xi, \Lambda)$  is strictly positive when  $\mathcal{L}$  intersects  $\mathcal{P}$  twice, but vanishes when it intersects once, for some value  $\Lambda_C$ . This corresponds to a circular orbit, obtained by translating  $\mathcal{L}$  downward until  $P$  and  $A$  degenerate into a single point  $C$  (recall Fig. 8.1). Therefore, we have  $\Delta(\xi, \Lambda_C) = 0$ , which may be solved for  $\Lambda_C$ . With the help of Eq. (9.3) and some elementary algebra, we obtain

$$\Lambda_C^2 = \frac{4e(a + b\xi)^2 - (c + d\xi)^2}{4\delta(a + b\xi)}, \quad (9.6)$$

where  $\delta$  is the discriminant of the parabola, cf. Eq. (8.27). Now we can combine Hénon's formula (8.13) with Eqs. (9.5) and (9.6). Once again, after some easy algebra we obtain the following generalization of Kepler's third law

$$T^2 = -\frac{\pi^2}{4} \frac{\delta}{(a + b\xi)^3}. \quad (9.7)$$

A few remarks are in order. First of all, we stress that Eq. (9.7) is valid for *any* particle  $(\xi, \Lambda)$  orbiting periodically in *any* isochrone potential, including Hollowed ones and those discarded during the reduction process<sup>4</sup> showed in Fig. 8.6. As long as there is a periodic orbit in a isochrone potential, physical or not, there is an associated parabola  $\mathcal{P}$  given by Eq. (9.2) and its radial period  $T$  verifies Eq. (9.7). Second, we see that it involves in the numerator  $\delta$  which is strictly positive. Therefore, Eq. (9.7) implies that the denominator is strictly negative and thus that  $a + b\xi < 0$ . This is a general property that can be traced back to the very existence of solutions to the quadratic equation (9.3). We shall use this result later in Sec. 9.2 to find a parametrization of isochrone orbits. Moreover, speaking of the parameters, we recover the two well-known cases: When  $a = 0$  the parabola has horizontal symmetry and we have  $T^2 \propto |\xi|^{-3}$ , as in the Kepler potential. Similarly, when  $b = 0$ , the parabola has vertical symmetry and we have  $T = \text{cst}$ , i.e.,  $T$  is independent of the properties of the particle, as for the harmonic potential.

### 9.1.2 Third law for the apsidal angle $\Theta$

All the results presented in the last paragraph regarding  $T$  are also true for the apsidal angle  $\Theta$ . In particular, we can use the Hénon formula (8.15) in order to write the apsidal angle for any orbit solely in terms of  $\Lambda$  and the parameters  $(a, b, c, d, e)$ . To this end, we start, as usual, with some geometry and Fig. 8.1 in mind. Consider a line  $\mathcal{L}$  intersecting a generic isochrone parabola  $\mathcal{P}$ , both given by Eq. (9.2). Since  $\Theta$  is independent of  $\xi$ , we may choose a value of  $\xi$  such that the orbit is circular. This can be done as follows. Keeping  $\Lambda$  fixed, decreasing  $\xi$  defines other lines with the same  $\Lambda$  and thus the same apsidal angle  $\Theta(\Lambda)$  for the associated orbits. In particular,  $\xi$  can reach a critical value  $\xi_C$  such that the line  $\mathcal{L}$  becomes tangent to  $\mathcal{P}$ , at some point of abscissa  $x_C$ . It is important to notice that  $\xi_C$  and  $x_C$  are function of  $\Lambda$  only.

Let us focus on this very line  $\mathcal{L}_C : y = \xi_C x - \Lambda^2$  and the associated circular orbit. Its orbital radius is  $r_C$ , such that  $2r_C^2 = x_C$ . The period  $T(\xi_C)$  of this orbit is given by Eq. (9.7). Now by definition of the angular momentum, we have, for this circular orbit

<sup>4</sup>For these potentials, one must venture into a world where the orbital radius and other physical quantities become imaginary numbers. Yet, the law (9.7) still holds in these (strange) case.

$\Lambda = r_C^2 \dot{\theta}$ . Since  $x_C = 2r_C^2$ , this can be turned into a differential equality  $2\Lambda dt = x_C d\theta$ . Now, by definition of  $\Theta$ , integrating the latter over a period  $T(\xi_C)$  readily gives

$$\Theta = 2\Lambda \frac{T(\xi_C)}{x_C}. \quad (9.8)$$

Let us stress again that both  $\xi_C$  and  $x_C$  are functions of  $\Lambda$ , thus we just need a formula for these in terms of  $(a, b, c, d, e)$  and  $\Lambda$ . Now we can apply the results of the last section, regarding the intersections of  $\mathcal{P}$  and  $\mathcal{L}$ , below Eq. (9.2). In particular, in the present context  $\xi_C$  is such that  $\Delta(\xi_C, \Lambda) = 0$ , with  $\Delta$  given by Eq. (9.4). After some algebra, the solution for  $\xi_C$  is easily found to be

$$\xi_C(\Lambda) = -\frac{a\Xi_C - c}{b\Xi_C - d} \quad \text{where} \quad \Xi_C \equiv 2b\Lambda \pm 2\sqrt{b^2\Lambda^4 - d\Lambda^2 + e}, \quad (9.9)$$

and the  $+/-$  sign should be used for the left-/right-oriented parabolae, respectively. Regarding the quantity  $x_C$ , it can be found by writing the solution to Eq. (9.3) when  $\Delta = 0$ . We obtain easily

$$x_C(\Lambda) = \frac{b\Lambda^2}{a + b\xi_C} - \frac{c + d\xi_C}{2(a + b\xi_C)^2}, \quad (9.10)$$

where  $\xi_C$  is given in terms of  $\Lambda$  by Eq. (9.9). Now it is just a matter of inserting Eqs. (9.10) and (9.9) into Eq. (9.8) and do some algebra to obtain a formula for  $\Theta$ . After a rather lengthy but simple computation, we obtain the following law, valid for any particle orbiting in any isochrone potential

$$\frac{\Theta^2}{\pi^2\Lambda^2} = \frac{2b^2\Lambda^2 - d}{b^2\Lambda^4 - d\Lambda^2 + e} + \frac{2b}{\sqrt{b^2\Lambda^4 - d\Lambda^2 + e}}. \quad (9.11)$$

As for Eq.(9.7), we stress that Eq. (9.11) is valid for any orbit in any isochrone potential, even the gauged and hollow ones. As a corollary of this general formula, one may insert the Greek parameters  $(\epsilon, \lambda, \omega, \mu, \beta)$  introduced earlier, and find agreement with the results of [588].

### 9.1.3 Geometrical reading of the third laws

The computation of the period  $T$  and apsidal angle  $\Theta$  via Eqs. (9.7) and (9.11) involves the parameters  $(a, b, c, d, e)$ , and can thus be made only if we know the algebraic equation of the parabola. Here, we show that it is also possible to express  $T$  and  $\Theta$  entirely in terms of geometrical quantities, i.e., compute them solely with Euclidean geometry, once a parabola  $\mathcal{P}$  and a line  $\mathcal{L}$  is drawn in the Hénon plane. For the period  $T$ , we need to define three geometrical quantities

- $\vec{\xi} \equiv (1, \xi)$ , generator of the line  $\mathcal{L}$ ,
- $\vec{N} \equiv (a, b)$ , generator of the symmetry axis of  $\mathcal{P}$  (controls its orientation),
- $R \equiv \delta/2|\vec{N}|^3$ , the curvature radius of  $\mathcal{P}$  at its apex (controls its aperture).

Expressions for these quantities can be easily derived with the help of Sec. 8.3.1. We can now rewrite Eq. (9.7) without the  $(a, b, c, d, e)$  parameters, using the unit vector  $\vec{n} \equiv \vec{N}/|\vec{N}|$ , simply as

$$T^2 = \frac{\pi^2}{2} \frac{R}{|\vec{n} \cdot \vec{\xi}|^3}. \quad (9.12)$$



This formula should be compared to Kepler's third law for the radial period as given by Eq. (9.1). In a similar fashion, we can make a geometrical construction for the law of the apsidal angle  $\Theta$ . In particular, let  $\ell_{\pm}$  be the ordinate of the intersection points between the branch  $\mathcal{P}_{\pm}$  and the  $y$ -axis (we thus discard the Hollowed potentials for the moment, for which the parabola does not intersect the  $y$ -axis, and the Harmonic ones which have only one). As we have seen already in Sec. 8.3.1, we have

$$\ell_{\pm} = -\frac{d \pm \sqrt{d^2 - 4b^2e}}{2b^2} \quad (9.13)$$

In terms of the Greek parameters, we can show easily that the quantity  $\ell_+$  is nothing but  $\lambda$ , and that  $\ell_-$  is  $\lambda + 4\mu\beta$ . Now we can easily turn Eq. (9.13) into  $b^2\Lambda^4 - d\Lambda^2 + e = b^2(\ell_+ + \Lambda^2)(\ell_- + \Lambda^2)$  and notice that the left-hand side appears precisely in the denominator in Eq. (9.11). Therefore, we insert this result in Eq. (9.11), make a partial fraction decomposition for the first term and obtain

$$\Theta = \frac{\pi}{\sqrt{1 + \ell_+/\Lambda^2}} + \frac{\iota\pi}{\sqrt{1 + \ell_-/\Lambda^2}}, \quad (9.14)$$

where  $\iota \in \{-1, 1\}$  is simply the sign of  $b$  and determines the orientation (resp. left or right) of the parabola. As for the period  $T$ , we see that the apsidal angle  $\Theta$  can be found with only geometrical quantities that can be read off the parabola. In particular,  $\ell_{\pm}/\Lambda^2$  is simply the ratio of the vertical distances between the  $y$ -intercept of  $\mathcal{L}$  and the branches<sup>5</sup>  $\mathcal{P}_{\pm}$ , as depicted in Fig. 9.1.

Finally, at the end of App. C.2.1 we provide yet another form for the third law  $T(\xi)$  and  $\Theta(\Lambda)$ . For  $T$ , this alternative form involves the slope and curvature of the parabola at the circular point  $C$  uniquely associated with the orbit. For  $\Theta$ , this alternative involves the curvature of the effective potential, when looked at in the Binet variable  $u = 1/r$ . The interested reader may find these results useful in order to go further into the geometrical properties of isochrony, e.g., for academic purposes. Along these lines, we stress that what led to the mathematical equalities (9.7), (9.11) and other third laws in App. C.2.1 can be seen as a geometrical method to compute the rather complex-looking integrals (8.6) and (8.15), with  $Y(x)$  given by Eq. (8.28) or Eq. (8.30). In particular, the fact that these rather complex-looking integrals do not depend on  $\Lambda$  for  $T$ , and on  $\xi$  for  $\Theta$ , is quite remarkable.

## 9.2 Isochrone orbits transformations

In this section, we provide a geometrical analysis that leads naturally to an explicit and analytic parametrization of any isochrone orbit in polar coordinates. The essential idea is the following: An isochrone orbit is associated with an arc of parabola in the Hénon plane. There is one isochrone orbit for which we know an analytic expression: the Keplerian ellipse. Using linear transformations in the Hénon plane, we show how to map any arc of parabola to a Keplerian one, and therefore establish a one-to-one correspondence between any isochrone orbit and a Keplerian ellipse, the latter being used to parametrize the former.

<sup>5</sup>For the Kepler family, the two intersections degenerate into one and  $\ell_+ = \ell_-$ . For the Harmonic family,  $\ell_+$  goes to  $+\infty$  (think of a  $\pi/2$ -rotation turning  $y = -\sqrt{x}$  into  $y = x^2$ ).

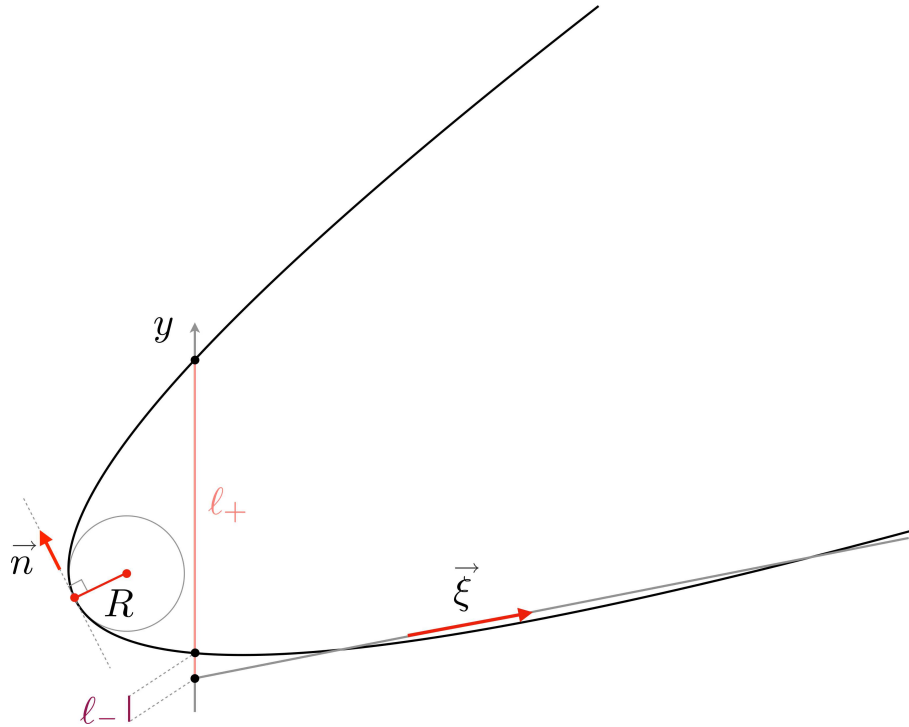


Figure 9.1: Geometrical quantities involved in the geometrical laws for  $T$  (Eq. (9.12)) and for  $\Theta$  (Eq. (9.14)). In this figure,  $\vec{n}$  is a unit vector and gives the asymptotic direction of the parabola,  $R$  is the curvature radius at the apex, and  $l_{\pm}$  are the vertical distances between the  $y$ -intercept of  $\mathcal{L}$  and the  $y$ -intercept of  $\mathcal{P}_{\pm}$ .

### 9.2.1 Reduced orbit

As we have seen many times before, an arc of parabola  $\mathcal{A}$  in the Hénon plane  $(x, y)$  is associated with an isochrone orbit in the physical space that will be denoted by  $\mathcal{O}$ . By conservation of angular momentum, the particle orbits within a plane, equipped with the usual polar coordinates  $(r, \theta)$ . We shall always choose the angle  $\theta$  such that  $\theta = 0$  at periastris  $r = r_P$ .

When the particle moves on an isochrone orbit  $\mathcal{O}$ , its radius  $r$  changes periodically and can be mapped to a point  $M$  that travels back and forth on the arc  $\mathcal{A}$ . However, the converse is not true: A point  $M \in \mathcal{A}$  of abscissa  $x = 2r^2$  corresponds to an infinite number of points on  $\mathcal{O}$ , namely the points  $(r, \theta + k\Theta)_{k \in \mathbb{Z}}$ , precisely because of the radial periodicity. To get a one-to-one correspondence, we can quotient the full orbit  $\mathcal{O}$  by reflexions and rotations, to get the *reduced orbit*  $\mathcal{O}_o$ , as depicted in Fig. 9.2. The full orbit  $\mathcal{O}$  can be constructed from  $\mathcal{O}_o$ , which acts as a generator of the orbit and which, contrary to the *full orbit*  $\mathcal{O}$ , is in a one-to-one correspondence with the arc  $\mathcal{A}$ : a point  $(r, \theta) \in \mathcal{O}_o$  is uniquely linked to a point  $(x, y) \in \mathcal{A}$  via  $x = 2r^2$ .

### 9.2.2 Kepler parabola

We will need in this section a few results about the Kepler parabola  $y^2 = 2\mu^2 x$ . It is associated with the usual Kepler potential  $\psi(r) = -\mu/r$ . The bifurcation diagram in terms of  $(\xi, \Lambda)$  for the Kepler potential is given in Fig. 8.11 with  $\beta = \epsilon = \lambda = 0$ , or equivalently in Fig. (2.3) of [344]. Requiring that the values of  $(\xi, \Lambda)$  generate a periodic

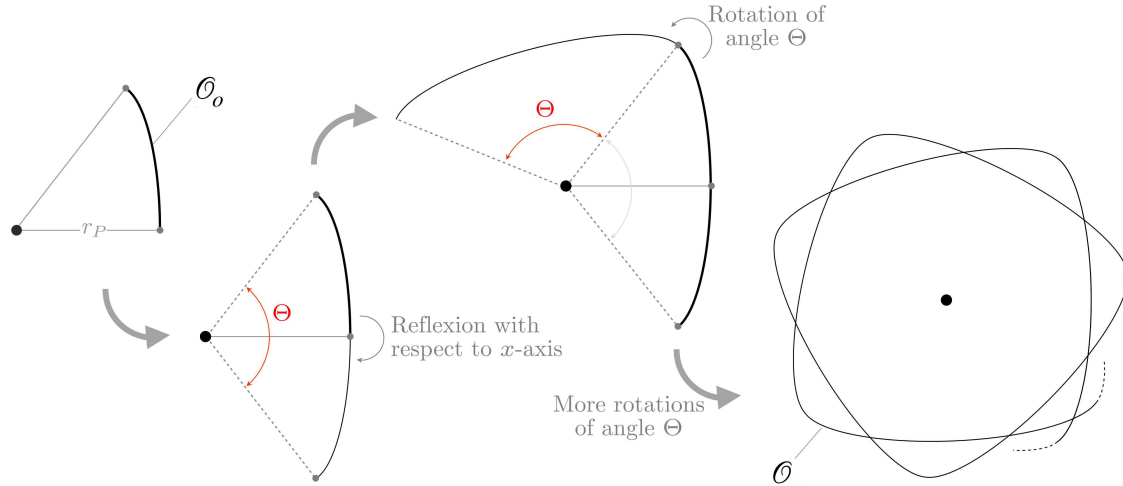


Figure 9.2: The construction of a full orbit  $\mathcal{O}$  (right) from a reduced orbit  $\mathcal{O}_o$  (left). All points of  $\mathcal{O}_o$  have a different radius  $r$  varying increasingly between periapsis  $r = r_P$  and apoapsis  $r = r_A$ . By reflexion with respect to  $\theta = 0$ , one obtains the portion travelled in one radial period  $T$ , and the opening angle is therefore  $\Theta$ . By successive rotations of angle  $\Theta$ , the full orbit  $\mathcal{O}$  can be constructed.

orbit (i.e., that they are in the grey region of Fig. 8.11) is equivalent to the following algebraic inequalities:

$$\Lambda^2 \geq 0 \quad \text{and} \quad 0 > \xi \geq -\frac{\mu^2}{2\Lambda^2}. \quad (9.15)$$

In the Kepler potential, any bounded orbit is an ellipse whose focus is at the center of polar coordinates. An elliptic orbit  $\mathcal{O}$  is made of one periapsis and one apoapsis, joined by two symmetrical portions, as can be seen in the bottom left of Fig. 9.3. We will take the reduced orbit  $\mathcal{O}_o$  to be the upper portion. From the classical solution to the Kepler problem (see [344] and/or App. B.2), the reduced orbit  $\mathcal{O}_o$  can be given the following parametric representation<sup>6</sup>

$$\begin{cases} r(s) = p(1 + \varepsilon \cos s)^{-1}, \\ \theta(s) = s \end{cases}, \quad s \in [0, \pi]. \quad (9.16)$$

In these equations,  $\varepsilon$  is the eccentricity of the ellipse, and  $p$  is its semi-latus rectum (again, see [344] and/or App. B.2 for details). They depend explicitly on the energy  $\xi$  and angular momentum  $\Lambda$  of the particle, as well as the central mass  $\mu \equiv GM$  of the Keplerian potential. They are given by

$$\varepsilon \equiv \sqrt{1 + \frac{2\Lambda^2\xi}{\mu^2}} \quad \text{and} \quad p \equiv \frac{\Lambda^2}{\mu}, \quad (9.17)$$

and one can see that Eq. (9.15) is actually equivalent to  $\varepsilon \in [0, 1[$  and  $p \geq 0$ .

### 9.2.3 Linear transformation

We consider a reduced isochrone orbit  $\mathcal{O}_o$  in a central isochrone potential with finite mass at the origin. Recall that  $\mathcal{O}_o$  is in a one-to-one correspondence with an arc of parabola  $\mathcal{A}$

<sup>6</sup>Note that if the periapsis is at  $(r, \theta) = (r_P, 0)$ , the reduced orbit  $\mathcal{O}_o$  is simply the upper half of  $\mathcal{O}$ .

in the Hénon plane that passes through the origin. This arc  $\mathcal{A}$  is defined as the portion of a parabola  $\mathcal{P}$  that lies below a given line  $\mathcal{L}$ , both given by Eq. (9.2) with  $e = 0$

$$\mathcal{P} : (ax + by)^2 + cx + dy = 0 \quad \text{and} \quad \mathcal{L} : y = \xi x - \Lambda^2. \quad (9.18)$$

Now let us apply the following linear transformation  $F$  to the Hénon plane

$$F : (x, y) \mapsto (-cx - dy, ax + by) \equiv (\bar{x}, \bar{y}). \quad (9.19)$$

Following Eq. (9.19), any quantity  $X$  that has been mapped by  $F$  will be denoted with a bar as  $\bar{X} \equiv F(X)$ . For instance, a point  $M$  of coordinates  $(x, y)$  on  $\mathcal{A}$  will be mapped to the point  $\bar{M}$  with coordinates  $(\bar{x}, \bar{y}) = F(x, y)$  given by Eq. (9.19). Since the set of parabolae and the set of lines are stable under affine transformations (and thus linear ones),  $\bar{\mathcal{P}} = F(\mathcal{P})$  is still a parabola and  $\bar{\mathcal{L}} = F(\mathcal{L})$  still a line. The parameters  $(a, b, c, d)$  in Eq. (9.19) are precisely these of the parabola  $\mathcal{P}$  in Eq. (9.18) and are not chosen randomly. It is straightforward to find its implicit equation which reads

$$\bar{\mathcal{P}} : \bar{y}^2 = \bar{x}. \quad (9.20)$$

In view of the previous section, it is clear from Eq. (9.20) that  $F$  maps  $\mathcal{P}$  to a Keplerian parabola with mass parameter  $\mu = 1/\sqrt{2}$ . Regarding the image  $\bar{\mathcal{L}}$  of the line  $\mathcal{L}$ , a quick computation gives the following equation

$$\bar{\mathcal{L}} : \bar{y} = \bar{\xi}\bar{x} - \bar{\Lambda}^2, \quad \text{with} \quad \bar{\xi} = -\frac{a + b\xi}{c + d\xi} \quad \text{and} \quad \bar{\Lambda}^2 = -\frac{\delta\Lambda^2}{c + d\xi}. \quad (9.21)$$

The image arc  $\bar{\mathcal{A}}$  is a portion of  $\bar{\mathcal{P}}$ , although we do not know yet if it lies below  $\bar{\mathcal{L}}$ . If it does, then  $\bar{\mathcal{A}}$  is a Keplerian arc and the associated orbit is an ellipse. Let us first ensure that  $\bar{\mathcal{A}}$  indeed corresponds to a well-defined elliptic orbit. According to the inequalities (9.15) with  $\mu = 1/\sqrt{2}$ , a Keplerian orbit is periodic provided that  $\bar{\Lambda}^2 \geq 0$ ,  $\bar{\xi} < 0$  and  $\bar{\xi} > -1/4\bar{\Lambda}^2$ . We now argue that these three conditions are always satisfied, in the three following steps:

- From Kepler's generalized third law (9.7) and  $\delta > 0$ , we have  $a + b\xi < 0$ . Consequently, by Eq. (9.21), the two conditions  $\bar{\xi} < 0$  and  $\bar{\Lambda}^2 \geq 0$  hold if and only if  $c + d\xi < 0$ .
- The condition  $c + d\xi < 0$  is a geometrical consequence of all hypotheses ( $H_i$ ) that are, by assumption, verified since the initial orbit  $\mathcal{O}$  is isochrone. (The proof is easy but not central here; it can be found in App. C.2.4.) At this stage, we thus have  $\bar{\xi} < 0$  and  $\bar{\Lambda}^2 \geq 0$ .
- Linear transformations preserve the existence of intersection points; therefore,  $\bar{\mathcal{L}}$  intersects the Kepler parabola  $\bar{\mathcal{P}}$  twice. Along with  $\bar{\xi} < 0$  and  $\bar{\Lambda}^2 \geq 0$ , we can check easily that these intersections are necessarily on the convex branch. Consequently, the orbit is an ellipse with eccentricity  $\bar{\varepsilon} = \sqrt{1 + 4\bar{\Lambda}^2\bar{\xi}} \in [0, 1[$ , and therefore,  $\bar{\xi} > -1/4\bar{\Lambda}^2$  holds.

To summarize, we can map any isochrone arc  $\mathcal{A}$  to a Keplerian one  $\bar{\mathcal{A}}$  with mass  $\mu = 1/\sqrt{2}$  using an appropriate linear transformation  $F$  given by Eq. (9.19). According to Keplerian dynamics, the orbit  $\bar{\mathcal{O}}$  associated with  $\bar{\mathcal{A}}$  is an ellipse whose polar equation is

$$\bar{r}(\bar{\theta}) = \frac{\bar{p}}{1 + \bar{\varepsilon} \cos \bar{\theta}} \quad \text{with} \quad \bar{\varepsilon} = \sqrt{1 + 4\bar{\Lambda}^2\bar{\xi}} \quad \text{and} \quad \bar{p} = \sqrt{2}\bar{\Lambda}^2. \quad (9.22)$$

We thus have a mapping between the generic isochrone arc  $\mathcal{A}$  and the Keplerian one  $\bar{\mathcal{A}}$ , i.e., we have established the upper part of Fig. 9.3. The next step is to extend this to the lower part of Fig. 9.3, i.e., link the polar coordinates of each orbit.

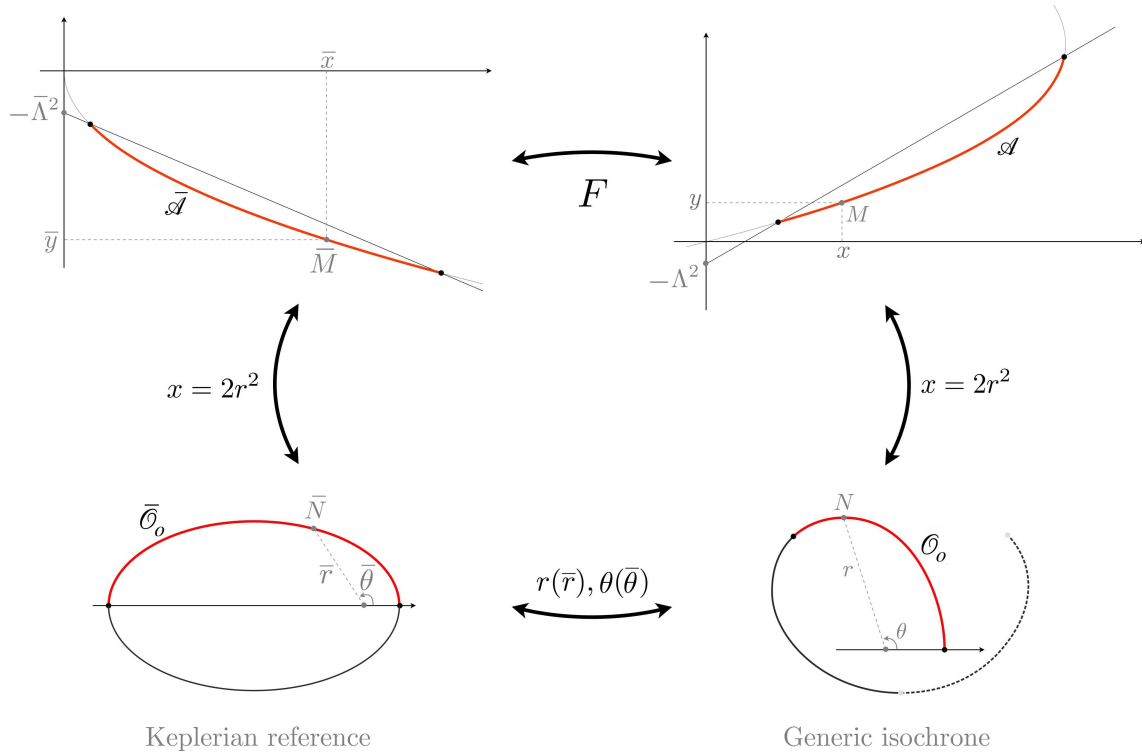


Figure 9.3: Any reduced isochrone orbit  $\mathcal{O}_o = (r, \theta)$  (red, bottom right) can be put in correspondence with a reduced Keplerian ellipse  $\bar{\mathcal{O}}_o = (\bar{r}, \bar{\theta})$  (red, bottom left). The mapping  $r(\bar{r}), \theta(\bar{\theta})$  can be obtained by going into the Hénon plane and making a linear transformation  $F$  to relate the arcs of parabolae associated with  $\mathcal{O}_o$  (red, top right) and  $\bar{\mathcal{O}}_o$  (red, top left) (see details in the text).

### 9.2.4 General isochrone orbit

Consider a point  $N = (r, \theta)$  on a reduced isochrone orbit  $\mathcal{O}_o$ . It is in a one-to-one correspondence with the point  $M \in \mathcal{A}$  of abscissa  $x = 2r^2$ . The point  $M = (x, y)$  is in turn associated with a unique point  $\bar{M} = (\bar{x}, \bar{y})$  on the Keplerian parabola (9.20) and thus with a unique point  $N = (\bar{r}, \bar{\theta})$  on the reduced elliptic orbit  $\bar{\mathcal{O}}_o$ . This is all depicted in Fig. 9.3. The goal now is to express  $(r, \theta)$  of the generic isochrone orbit in terms of  $(\bar{r}, \bar{\theta})$ .

We start with the radius. By inverting Eq. (9.19) we write  $x = \delta^{-1}(b\bar{x} + d\bar{y})$ . Now  $\bar{M}$  is on the convex branch of the Keplerian parabola (9.20); therefore,  $\bar{y} = -\sqrt{\bar{x}}$ . Combining these two equations readily gives a relation between the abscissa of the two points  $M$  and  $\bar{M}$ , namely

$$x = \delta^{-1}(b\bar{x} - d\sqrt{\bar{x}}) \quad \Rightarrow \quad r = \sqrt{\frac{\bar{r}}{\delta} \left( b\bar{r} - \frac{d}{\sqrt{2}} \right)}, \quad (9.23)$$

where we simply used the definition of Hénon variables for each orbit, i.e.,  $\bar{x} = 2\bar{r}^2$  and  $x = 2r^2$  to get the second equation, and  $\delta = ad - bc \neq 0$  (see Sec. 8.3.1). Now if we take a point  $(\bar{r}, \bar{\theta})$  on the Keplerian reduced ellipse, then while  $\bar{\theta}$  varies in  $[0, \pi]$ ,  $\bar{r}$  changes according to Eq. (9.22), and  $r$  changes as well according to Eq. (9.23). Therefore, we can use  $\theta$  as a parameter, denoted  $s$ , to track the radius  $r$  on  $\mathcal{O}_o$ . To this end, we insert Eq. (9.22) into Eq. (9.23) and perform some algebraic manipulations to find that *the radius  $r$  of the particle on a generic reduced isochrone orbit  $\mathcal{O}_o$  can be parametrized by  $r = \rho(s)$ ,*

$s \in [0, \pi]$ , where

$$\varrho(s) \equiv \frac{\sqrt{c_1 + c_2 \cos s}}{1 + c_3 \cos s}, \quad (9.24)$$

for some constants  $c_1, c_2$  and  $c_3$  that depend on  $(a, b, c, d)$  and  $(\xi, \Lambda)$ , given by

$$c_1 = \frac{2b\delta\Lambda^4}{(c + d\xi)^2} + \frac{c_2}{c_3}, \quad c_2 = \frac{\Lambda^2 d}{c + d\xi} c_3 \quad \text{and} \quad c_3 = \sqrt{1 + \frac{4\delta\Lambda^2(a + b\xi)}{(c + d\xi)^2}}. \quad (9.25)$$

We note incidentally that  $c_3$  is actually the eccentricity  $\bar{\varepsilon}$  of the parametrizing ellipse (9.22). Now we seek to find a similar parametrization for the angle  $\theta$ . Since  $\bar{\theta} = s$  is our parameter, all we need is an expression of  $\theta$  in terms of  $\bar{\theta}$ . To this end, we start by writing the following chain rule

$$\frac{d\theta}{d\bar{\theta}} = \frac{d\theta}{dt} \frac{dt}{dx} \frac{dx}{d\bar{x}} \frac{d\bar{x}}{d\bar{t}} \frac{d\bar{t}}{d\bar{\theta}}. \quad (9.26)$$

In this equation, the time  $\bar{t}$  is the one associated with the dynamics of the Keplerian orbit  $\bar{\mathcal{O}}$ , i.e., such that energy and angular momentum conservation read

$$\frac{1}{16} \left( \frac{d\bar{x}}{d\bar{t}} \right)^2 = \bar{\xi}\bar{x} - \bar{\Lambda}^2 - \bar{y} \quad \text{and} \quad \bar{\Lambda} = \frac{\bar{x}}{2} \frac{d\bar{\theta}}{d\bar{t}}. \quad (9.27)$$

We now express each factor on the right-hand side of Eq. (9.26) in terms of  $\bar{\theta}$ , in order to integrate a first order ODE. For the first and last terms, we use angular momentum conservation in each orbit: Eq. (8.5) for  $\mathcal{O}$  and Eq. (9.27) for  $\bar{\mathcal{O}}$ . Similarly, in the second and second-to-last terms we use energy conservation: Eq. (8.4) for  $\mathcal{O}$  and Eq. (9.27) for  $\bar{\mathcal{O}}$ . Inserting these results in Eq. (9.26) readily gives

$$\frac{d\theta}{d\bar{\theta}} = \frac{\bar{x}}{x} \frac{dx}{d\bar{x}} \frac{\Lambda}{\bar{\Lambda}} \left( \frac{\bar{\xi}\bar{x} - \bar{\Lambda}^2 - \bar{y}}{\xi x - \Lambda^2 - y} \right)^{1/2}. \quad (9.28)$$

To simplify this equation, we express  $(\bar{x}, \bar{y})$  in terms of  $(x, y)$  using Eq. (9.19) and  $(\bar{\xi}, \bar{\Lambda})$  in terms of  $(\xi, \Lambda)$  using Eq. (9.21). When doing so, the last two terms on the right-hand side compensate each other exactly. The only terms contributing on the right-hand side of Eq. (9.28) are the first two, and they can be simplified with the help of Eq. (9.23). In the end, we find

$$\frac{d\theta}{d\bar{\theta}} = \frac{1}{2} + \frac{1}{2} \frac{b}{b - d/\sqrt{2\bar{r}}}. \quad (9.29)$$

The final step is to insert Eq. (9.22) into Eq. (9.29). We then obtain a first-order ODE that can then be integrated using the usual change of variables  $u = \tan \bar{\theta}/2$ . Once this integration is done and the initial condition is chosen,<sup>7</sup> we find that *the angle  $\theta$  of the particle on a generic reduced isochrone orbit  $\mathcal{O}_o$  can be parametrized by  $\theta = \vartheta(s)$ , with  $s \in [0, \pi]$ , where*

$$\vartheta(s) \equiv \frac{s}{2} + c_4 \arctan \left( c_5 \tan \frac{s}{2} \right), \quad (9.30)$$

for some constants  $c_4$  and  $c_5$  that depend on  $(a, b, c, d)$  and  $(\xi, \Lambda)$ ; given by

$$c_4 = \frac{b\Lambda}{\sqrt{b^2\Lambda^2 - d}} \quad \text{and} \quad c_5 = \sqrt{1 - \frac{2d(c + d\xi)c_3}{2b\delta\Lambda^2 + d(c + d\xi)(1 + c_3)}}. \quad (9.31)$$

<sup>7</sup>We choose  $\theta$  such that  $\theta = 0$  at initial  $r = r_P$ . Since  $\bar{r}_P$  is sent to  $r_P$ , we require  $\theta = 0$  when  $\bar{\theta} = 0$ .

### 9.2.5 Summary and remarks

To summarize, we have found a parametrization for any reduced orbit  $\mathcal{O}_o$  in an isochrone potential  $\psi$  with finite central mass. To get the full orbit  $\mathcal{O}$  from  $\mathcal{O}_o$ , we follow Fig. 9.2. In particular, we add to  $\mathcal{O}_o$  its symmetric with respect to the  $x$ -axis, by extending the range of the parameter  $s$  from  $[0, \pi]$  to  $[-\pi, \pi]$ .<sup>8</sup> We then obtain a piece  $\mathcal{O}_T$  of the orbit that spans a full radial period  $T$ , or equivalently a full apsidal angle  $\Theta$ . The full orbit  $\mathcal{O}$  is then obtained by copying and pasting the piece  $\mathcal{O}_T$ , albeit rotated anti-clockwise by an angle  $n\Theta$ , for all  $n \in \mathbb{Z}$ . In particular, any orbit  $\mathcal{O}$  in a potential with finite central mass can be parametrized by

$$\mathcal{O} = \bigcup_{n \in \mathbb{Z}} \mathcal{O}_n \quad \text{where} \quad \mathcal{O}_n \equiv \{(r, \theta) = (\varrho(s), \vartheta(s) + n\Theta), s \in [-\pi, \pi]\}, \quad (9.32)$$

with  $\varrho(s)$  and  $\vartheta(s)$  given by Eqs. (9.24) and (9.30), respectively. By construction, when  $s = 0$ , the particle is at periapsis  $(r_P, 0)$  and when  $s = \pi$  it is at apoapsis  $(r_A, \Theta/2)$ . The latter implies that  $\Theta = \pi(1 + c_4)$ , a result that can be checked by comparing Eqs. (9.11) and (9.31). The special case of the Keplerian ellipse of eccentricity  $\varepsilon$  and semi-latus rectum  $p$  corresponds to  $(c_1, c_2, c_3, c_4, c_5) = (p^2, 0, \varepsilon, 1, 1)$ .

This parametrization covers *any* isochrone orbit in a potential associated with a finite mass at the center. However, it can be extended easily to orbits in gauged potentials (with  $\lambda \neq 0$ , i.e., infinite central mass) and to hollow potentials (with  $x_v > 0$ , i.e., undefined around the origin), by considering affine transformations instead of only linear ones. Indeed, starting from the appropriate parabola crossing the origin, with a vertical (resp. horizontal) translation, one can reach any orbit in a gauged (resp. hollow) potential. In particular, one can follow the previous method and send any parabola  $\mathcal{P} : (ax + by)^2 + cx + dy + e = 0$  to the Keplerian parabola  $\bar{\mathcal{P}} : \bar{y}^2 = \bar{x}$  by applying to  $\mathcal{P}$  the affine transformation  $F \circ G$ , composed of the linear map  $F$  given by Eq. (9.19) and the translation  $G : x \mapsto x - e$ . The computation can be done to find an analytic parametrization, with a little more work in the integration of the ODE expressing  $\theta$  in terms of  $\bar{\theta}$ , cf. Eq. (9.28). We leave this as an exercise to the interested reader.

Speaking of Eq. (9.28), we have seen that the last two terms on the right-hand side cancel each other. Notice that it would also have been the case if the following assumptions had been made:  $\xi x - y = \bar{\xi} \bar{x} - \bar{y}$  and  $\Lambda = \bar{\Lambda}$ . In [588], the authors precisely make these assumptions and the consequence was twofold. On the one hand, not all orbits can be reached from the Keplerian one (only the ones associated with arcs that verify these two geometrical constraints). Therefore, the so-called bolst transformations cannot bridge between any two isochrone orbits. On the other hand, these bolsts form a subgroup of the linear transformations, whose additive representation exhibits similarities with the Lorentz group (to some extent), allowing for some analogies with special relativity, for a particular subclass of bolsts (the so-called ‘ $i$ -bolst’). However, as we have seen, the integration of Eq. (9.28) is tractable without any additional assumption, and considering linear transformations is the only way to describe all isochrone orbits. To summarize, although we believe that the special relativistic analogies presented in [588] may be of pedagogical interest, the fundamental group associated with isochrony is that of parabola arcs equipped with affine transformation. Any other subgroup will necessarily miss the

<sup>8</sup>Indeed, from Eqs. (9.24) and (9.30), two points  $(\varrho(s), \vartheta(s))$  and  $(\varrho(s), \vartheta(-s))$  are symmetric with respect to  $\theta = 0$  for  $s \in [0, \pi]$  simply because  $\cos$  is even and  $s \mapsto s$ ,  $\tan$  and  $\arctan$  are odd.

description of some isochrone orbits.

One last comment, to motivate the need for a Hamiltonian treatment of the problem, as presented in Chap. 10. The above calculation is, in a sense, a geometrical way of solving the equations of motion (7.16), under the assumption that the potential  $\psi(r)$  is isochrone. Given the general form of these potentials (the five equations (8.34)-(8.39)), there was little hope that such an analytic solution existed. Fortunately, we can bypass this complexity by going to the Hénon plane and, do some geometry, and come back, to get the solution. This solution is given as a parametric system (Eqs. (9.24) and (9.30)), with the parameters  $s$  following the polar angle of a Keplerian ellipse. However, no insight can be given as to the nature of this parameter, except perhaps by examining the polar angle, Eq. (9.30), which does look familiar to the eccentric anomaly of the Kepler problem with the term  $\arctan(\dots \tan s/2)$ . In Chap. 10, we will show that this parameter  $s$  is actually the generalization to any isochrone potential of the Keplerian eccentric anomaly.

## 9.3 Classification of isochrone orbits

Now that we have an analytic expression for any isochrone orbit, we will classify each of them according to the isochrone potential in which it exists. In classical textbooks, the two academic orbits turn out to be ellipses: In the Kepler problem, these ellipses have the origin at one of their foci, and in the harmonic problem, the ellipse is centered on the origin. We will of course recover these results here, and try to exhibit the plethora of orbits arising from all five families of isochrone potentials, one by one.

### 9.3.1 General properties of isochrone orbits

It is well known that in gravitational mechanics, a periodic orbit in a generic radial potential consists in a *rosette* [344]. Although no clear definition of a rosette exists, all have in common a generally not-closed, flower-shaped plane curve that may wrap numerous times around the origin while oscillating between an periapsis and apoapsis. Of course, we will recover all these results here. In Figs. 9.4 through 9.7, we depict the orbits of particles in each of the five families of isochrone potentials, such as defined in Sec. 8.3.2. However, all isochrone orbits exhibit similar properties, due to the following fact: Any isochrone potential  $\psi(r)$  can be written as

$$\psi(r) = \epsilon + \frac{\lambda}{2r^2} + f(r), \quad (9.33)$$

where  $f$  is an increasing function of  $r$ , as can be checked on the definitions of the potentials  $\psi_i$  in Sec. 8.3.2. This is true for all families but the Hollowed one, the study of which we relegate to Sec. 9.3.5 below.

In the case  $\lambda \leq 0$ , it is immediate from Eq. (9.33) that  $\psi$  will be increasing and therefore be associated with a *gravitational* potential, i.e., with positive mass density  $\rho$ . Consequently, the orbiting particle will feel an ever-attracting force and its orbit will be some kind of rosette [344], as is well known in classical mechanics. In particular, the apsidal angle in such a case will always verify  $\Theta \geq \pi$  since the particle, when approaching the origin, *misses* it as its angular velocity  $v_\theta = \Lambda/r$  increases, while  $r \rightarrow 0$ . Given that the harmonic and Kepler potentials are isochrone, it is no surprise that all isochrone orbits



with  $\lambda \leq 0$  will be some kind of precessing ellipses, as we shall see in the following sections.

We mention that in the  $\lambda \leq 0$  case, any particle  $(\xi, \Lambda)$  with  $\Lambda^2 = -\lambda$  will fall toward the center without stopping, and will take an infinite amount of time to reach it, as on the innermost orbit depicted in Fig. 9.4. This is because the  $\lambda/2r^2$  term will balance the centrifugal term  $\Lambda^2/2r^2$  and the particle will not feel that centrifugal wall anymore. In terms of the parabola, this happens when the line  $\mathcal{L}$  intersects the parabola  $\mathcal{P}$  once, on the  $y$ -axis. This is a generalization of the well-known radial orbits [344], i.e., these with  $\Lambda = 0$ . When  $\lambda = 0$ , only particles with  $\Lambda = 0$  travel on radial orbits. As their angular velocity  $v_\theta = \Lambda/r$  vanishes they go in a straight line to the center. When  $\lambda < 0$ , although the centrifugal wall is not here anymore, they still have  $v_\theta \neq 0$  and will thus inspiral toward the center. These orbits are all depicted as the innermost ones in Fig. 9.4 through Fig. 9.6.

In the case  $\lambda > 0$ , Eq. (9.33) shows that  $\psi$  will be decreasing around the origin  $r = 0$ , and therefore be associated with a repulsive force in this region, associated with a negative mass density. The particle will therefore be repelled at periapsis. Far from the origin, however, the potential is always decreasing, and the particle will be attracted at apoapsis. This situation is closer to electrostatics than to gravitational dynamics, and shows that isochrony is not unique to gravitational systems, and can be found in the motion of charged, test particles in central electrostatic potentials. This special property of  $\lambda > 0$  potentials will imply that  $\Theta$  can take value in  $[0, \pi]$ , and isochrone orbits will be drastically different.

We now turn to the analysis of orbits in each of the five families of isochrone potentials. We stress that the general shape of the orbits can be classified only by the value of the  $\lambda$  parameter. In particular, we will set  $\epsilon = 0$  for each potential as it just amounts to re-scaling the potential energy, and with a good choice of units for time and space, we may always set  $\omega = 1$  for the harmonic family and  $\mu = \beta = 1$  in the Bounded, Hénon, Kepler and Hollowed families. These choices do not change the general characteristics of the orbit. A dynamical system formulation of the problem (detailed in App. C.1.1) has been integrated numerically and used to check (and found perfect agreement with) all the isochrone formulae: (9.7) for the radial period  $T$ , (9.11) for the apsidal angle  $\Theta$  and the parametrization (9.32) for the shape of the orbit.

### 9.3.2 Harmonic family

According to Sec. 8.3.2, a potential  $\psi$  in the Harmonic family is given by

$$\psi(r) = \epsilon + \frac{\lambda}{2r^2} + \frac{1}{8}\omega^2 r^2, \quad (9.34)$$

for some  $\omega > 0$  and  $(\epsilon, \lambda) \in \mathbb{R}^2$ . Given the potential, the values of  $(\xi, \Lambda)$  that yield periodic orbits are given by the inequalities (8.43). With the help of Sec. 8.3.2, we may insert the Greek parameters in place of the Latin ones into Eq. (9.7) and (9.11) to find the period  $T(\xi)$  and apsidal angle  $\Theta(\Lambda)$  in terms of  $\epsilon, \lambda, \omega$

$$T = \frac{2\pi}{\omega}, \quad \text{and} \quad \Theta = \frac{\pi\Lambda}{\sqrt{\Lambda^2 + \lambda}}. \quad (9.35)$$

- In the case  $\lambda = 0$ , we have  $\Theta = \pi$  for all orbits. Up to the additive constant  $\epsilon$ ,  $\psi_1$  is the well-known harmonic (or Hooke) potential. The dynamics can be solved analyti-

cally, and the shape of the orbit is an ellipse centered on the origin (bottom left of Fig. 9.4).

- In the case  $\lambda < 0$ , from Eq. (9.35) we have  $\Theta > \pi$ . When  $\pi < \Theta < 2\pi$ , the particle makes less than one turn in one radial period  $T$ . One such orbit is depicted on the bottom-right of Fig. 9.4. When  $\Theta > 2\pi$  the orbit winds up at least once around the origin, and the winding number can become arbitrarily large with  $\lambda$ .

- In the case  $\lambda > 0$ , we have  $\Theta \in ]0, \pi[$ . In this peculiar case, the orbits need many periods in order to make a complete turn around the origin. This is because particles are repelled when reaching their periapsis. Such orbits are depicted at the top of Fig. 9.4. When the orbit is close to a circular one this gives rather odd shapes, such as the top-right of Fig. 9.4.

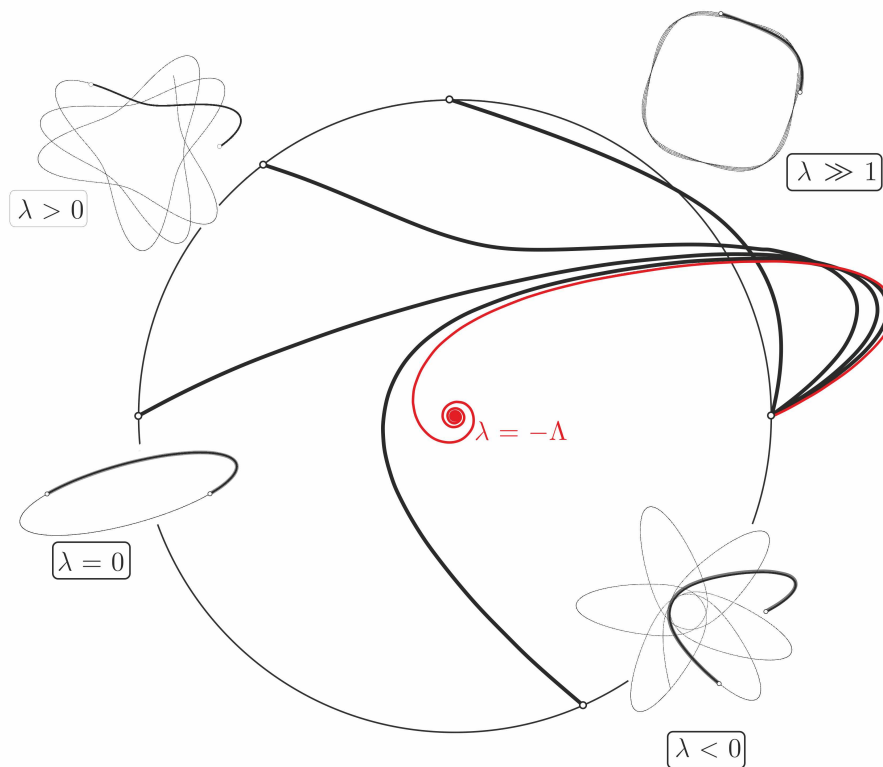


Figure 9.4: Five isochrone orbits, generated by the same particle  $(\xi, \Lambda)$  orbiting in five different potentials of the harmonic family  $\psi_1$ , with varying  $\lambda$ . In the corners, the four orbits are depicted over several periods  $T$ . The curves in the middle, aside each orbit in the corner, is the highlighted, first period  $[0, T]$  of each orbit, allowing for an easier comparison. Each of these orbits has the same initial position  $(r, \theta) = (r_0, 0)$  (black dot on the right) and same initial velocity. The innermost orbit (in red) spirals toward the origin, and the four outer ones are found at  $r = r_0$  again (black dots on the dashed circle  $r = r_0$ ) after one radial period  $T$ , by definition. The spiraling one corresponds to the  $\lambda = -\Lambda^2$  case, discussed in the text.

### 9.3.3 Bounded family

According to Sec. 8.3.2, a potential  $\psi$  in the Bounded family is given by

$$\psi(r) = \epsilon + \frac{\lambda}{2r^2} + \frac{\mu}{\beta + \sqrt{\beta^2 - r^2}}, \quad (9.36)$$

for some  $\mu > 0, \beta > 0$  and  $(\epsilon, \lambda) \in \mathbb{R}^2$ . Given the potential, the values of  $(\xi, \Lambda)$  that yield periodic orbits are given by the inequalities (8.46). As established in Sec. 9.1, the period  $T(\xi)$  and apsidal angle  $\Theta(\Lambda)$  of the orbit are given by

$$T = \frac{\pi}{\sqrt{2}} \frac{\mu}{(\xi - \epsilon)^{3/2}} \quad \text{and} \quad \Theta = \frac{\pi\Lambda}{\sqrt{\Lambda^2 + \lambda}} - \frac{\pi\Lambda}{\sqrt{\Lambda^2 + \lambda + 4\mu\beta}}. \quad (9.37)$$

The most striking feature of orbits in Bounded potentials is the angular, almost non-differentiable, turning point at the apoapsis, as depicted in Fig. 9.5. In fact, these orbits are smooth and we provide some insight as to why they *seem* pointy in App. C.2.5. Regarding the classification of orbits, it will be very similar to that of the harmonic family, by examining the function  $\Theta(\Lambda)$  given by Eq. (9.37), the properties of which can be found in App. C.2.3. We set  $\epsilon = 0$  and  $\mu = \beta = 1$  in Eq. (9.36) by a good choice of units, and the shape of the orbits depends on the sign of  $\lambda$ .

- In the case  $\lambda = 0$ ,  $\Theta$  decreases with  $\Lambda$ , but varies in  $]0; \pi]$ . The particle needs many periods to make a full rotation around the center. If the apoapsis are peaked, then this can lead to peculiar, star-shaped orbits, such as the bottom left one in Fig. 9.5. It is even possible to tune  $\Lambda$  so that  $\Theta$  is commensurable with  $\pi$  in order to obtain any regular polygon whose vertices are the apsides of the orbit.

- In the case  $\lambda < 0$ ,  $\Theta$  decreases with  $\Lambda$  and can take arbitrary values in  $]0, +\infty[$ . As we said for the harmonic family, the orbit may wrap around the origin numerous times in one period, as depicted at the bottom of Fig. 9.5.

- In the case  $\lambda > 0$ ,  $\Theta$  is not monotonous with respect to  $\Lambda$ . It is increasing from 0 to some maximum value  $\Theta_{\max} < \pi$  when  $\Lambda$  equals some critical value  $\Lambda_o$ , and then, it decreases to zero for  $\Lambda_o$ . In particular, all orbits have a maximum apsidal angle that is less than  $\pi$ . However, we are again in the case where the particle is repelled at periapsis, giving the orbits a different look than the  $\lambda = 0$  case. Two examples are depicted at the top of Fig. 9.5.

### 9.3.4 Hénon family

According to Sec. 8.3.2, a potential  $\psi$  in the Hénon family is given by

$$\psi(r) = \epsilon + \frac{\lambda}{2r^2} - \frac{\mu}{\beta + \sqrt{\beta^2 + r^2}}, \quad (9.38)$$

for some  $\mu > 0, \beta \geq 0$  and  $(\epsilon, \lambda) \in \mathbb{R}^2$ . Given the potential, the values of  $(\xi, \Lambda)$  that yield periodic orbits are given by the inequalities (8.46) (with a minus sign in front of  $\mu^2$ ). As established in Sec. 9.1, the period  $T(\xi)$  and apsidal angle  $\Theta(\Lambda)$  of the orbit are given by

$$T = \frac{\pi}{\sqrt{2}} \frac{\mu}{(\epsilon - \xi)^{3/2}} \quad \text{and} \quad \Theta = \frac{\pi\Lambda}{\sqrt{\Lambda^2 + \lambda}} + \frac{\pi\Lambda}{\sqrt{\Lambda^2 + \lambda + 4\mu\beta}}. \quad (9.39)$$

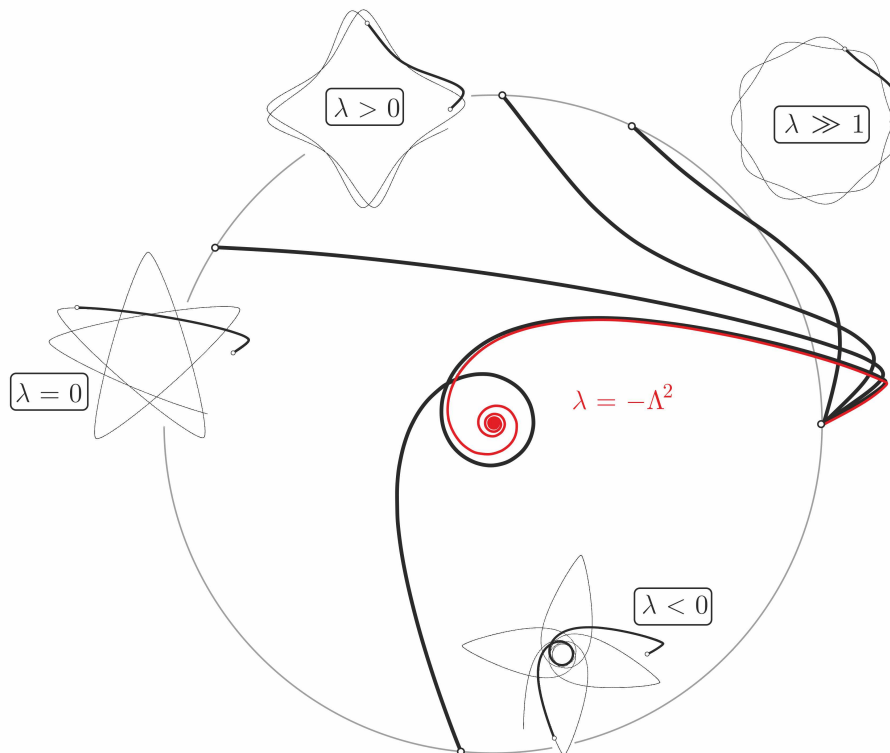


Figure 9.5: Some orbits in various potentials of the Bounded family  $\psi_2$ , with varying  $\lambda$ . See Fig. 9.4 for the explanation of the figure.

Regarding the classification of orbits, we apply the same method that we used for the two other families. In particular, the variations of the function  $\Theta(\Lambda)$  by Eq. (9.39) are given in App. C.2.3 and we set  $\epsilon = 0$  and  $\mu = \beta = 1$  in Eq. (9.36) by a good choice of units. The shape of the orbits depends on the sign of  $\lambda$ .

- In the case  $\lambda = 0$ ,  $\Theta$  increases with  $\Lambda$  and varies in  $[\pi; 2\pi[$ . The particle needs at least two periods to make a full rotation around the center. The Kepler potential belongs to the Hénon family with  $\lambda = \beta = 0$ , and has  $\Theta = 2\pi$ , recovering the elliptic orbit. It is thus not a surprise that most orbits in the Hénon family resemble precessing ellipses. One such orbit is depicted at the bottom of Fig. 9.6.

- In the case  $\lambda < 0$ ,  $\Theta$  is, in general, not monotonous with respect to  $\Lambda$ . The precise shape of the function  $\Theta(\Lambda)$  can be found in App. C.2.2, but generally speaking,  $\Theta$  is decreasing from  $+\infty$  to some minimum value  $\Theta_{\min} < \pi$  when  $\Lambda$  equals some critical value  $\Lambda_o$ , and it increases to reach  $2\pi$  for  $\Lambda > \Lambda_o$ . For some values of  $\lambda$ , the critical angular momentum  $\Lambda_o$  goes to  $+\infty$ , and  $\Theta(\Lambda)$  is then strictly decreasing, varying between  $2\pi$  and  $+\infty$ . In either case,  $\Theta > \pi$  and the periapsis can be at an arbitrarily large radius, leading to an orbit with numerous windings around the center, as depicted on the bottom-right of Fig. 9.6.

- In the case  $\lambda > 0$ , the apsidal angle  $\Theta$  is strictly increasing between 0 and  $2\pi$ . This case is peculiar because the shape of the orbit will depend on the location of the periapsis. Indeed, note that since  $\lambda > 0$ , the potential is always decreasing in some region

surrounding the origin. If the periapsis is in this region, then the particle will be repelled, and we will have necessarily  $0 < \Theta < \pi$ , as usual for repelled orbits. On the contrary, if the periapsis is outside the region where the potential decreases, the particle is always attracted and  $\pi < \Theta < 2\pi$ .

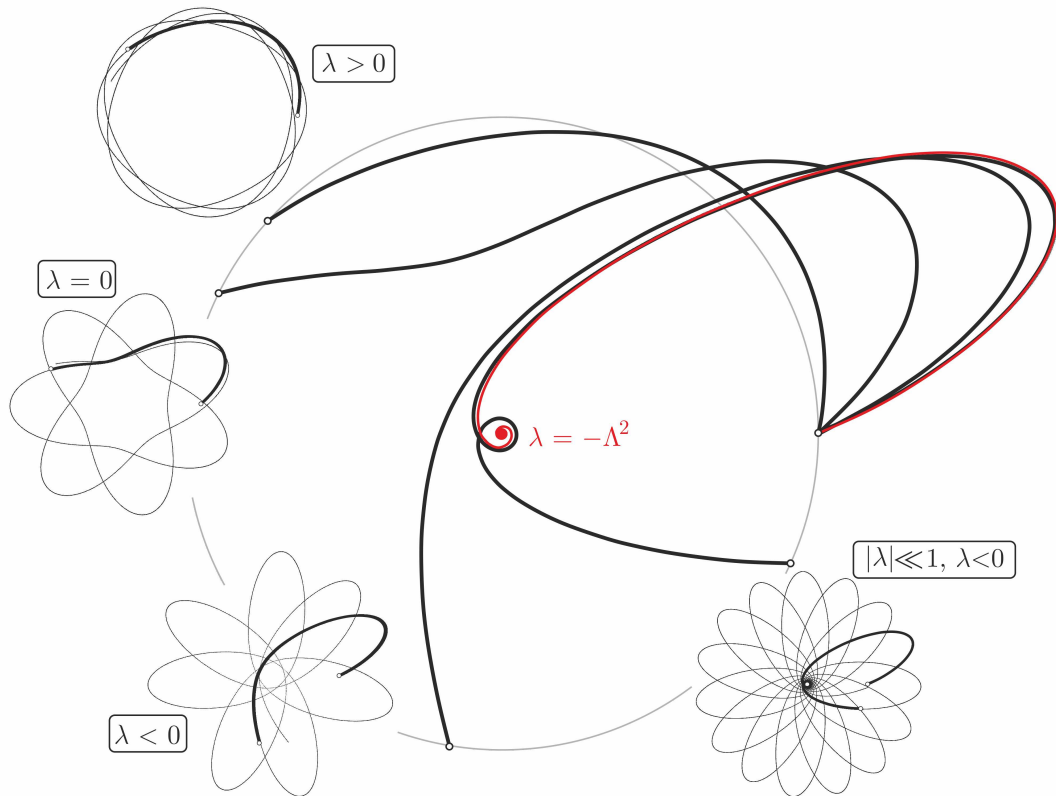


Figure 9.6: Some orbits in various potentials of the Hénon family  $\psi_3$ , with varying  $\lambda$ . See Fig. 9.4 for the explanation of the figure. The Hénon family contains the usual Kepler potential when  $(\beta, \lambda) = (0, 0)$ , with closed ellipses. Consequently, for  $(\beta, \lambda) \neq (0, 0)$  the orbits are similar to precessing ellipses.

### 9.3.5 Hollowed family

According to Sec. 8.3.2, a potential  $\psi$  in the Hollowed family is given by

$$\psi(r) = \epsilon + \frac{\lambda}{2r^2} - \frac{\mu}{r} \sqrt{1 - \frac{\beta^2}{r^2}}, \quad (9.40)$$

for some  $\mu > 0, \beta \geq 0$  and  $(\epsilon, \lambda) \in \mathbb{R}^2$ . Given the potential, the values of  $(\xi, \Lambda)$  that yield periodic orbits are given by the inequalities (8.46) (with a minus sign in front of  $\mu^2$ ). The formulae for the period  $T(\xi)$  and the apsidal angle  $\Theta(\Lambda)$  can be found using the definition of the Greek parameters in terms of the Latin ones, and then inserting these relations in Kepler's third laws (9.7) and (9.11). We find

$$T = \frac{\pi}{\sqrt{2}} \frac{\mu}{(\epsilon - \xi)^{3/2}} \quad \text{and} \quad \Theta = \frac{\pi\Lambda}{\sqrt{\Lambda^2 + \lambda + 2i\mu\beta}} + \frac{\pi\Lambda}{\sqrt{\Lambda^2 + \lambda - 2i\mu\beta}}, \quad (9.41)$$

where the imaginary unit  $i$  is just here to provide a concise formula (any branch cut of the complex square root can be taken, cf. what is shown in App. B.3.1), the result being a real number as can be checked easily. The two conjugate complex numbers under the square root in Eq. (9.41) are reminiscent of the fact that the Hollowed potential has a parabolae does not cross the  $y$ -axis. Consequently the equation “Hollowed parabola =  $y$ -axis” has two solutions that are complex conjugate, whence these two terms. We note that, just as in the Hénon case, we recover the classical relation  $\Theta = 2\pi$  for the Kepler potential, corresponding to  $\lambda = 0 = \beta$ . When written as a purely real number (for example by squaring it), the function  $\Lambda \mapsto \Theta(\Lambda)$  is easily shown to be non-monotonous. Again, a proof of this like for the other four cases follows from the same arguments used for the other potentials (as in App. C.2.2). Physically, the repulsion of the particle by the  $r \leq \beta$  inner region follows the same principle as that of the outer region  $r \geq \beta$  of the Bounded potential, owing to the symmetry of this two cases, as previously mentioned.

Consider a particle orbiting the Hollowed potential (9.40), far away from the hollow region, i.e., such that  $\beta \ll r$ . Then, the potential is approximately Keplerian, so that near the apoapsis the orbit looks like an ellipse. This is what we see in Fig. 9.7, on the right. Now the particle comes back. If it does not go near the  $r \simeq \beta$  region, nothing really happens to it: it passes the origin from a distance. But if it approaches  $r \simeq \beta$ , then we see from Eq. (9.40) that the term on the right behaves as  $-2\mu(r - \beta)$ , which corresponds to a centrifugal force linear in the distance to the sphere. Since all other terms become mere constants, the only thing the particle feels is a repulsive force from the sphere  $r = \beta$ : it is repelled. This looks like a bounce when the particle comes very close to  $r = \beta$ , and the turn is very sharp (although still smooth). This is the same thing that happens at the boundary  $r = \beta$  from within, in the Bounded potential, as discussed in Sec. 9.3.3. All the qualitative behavior just discussed can be seen on Fig. 9.7.

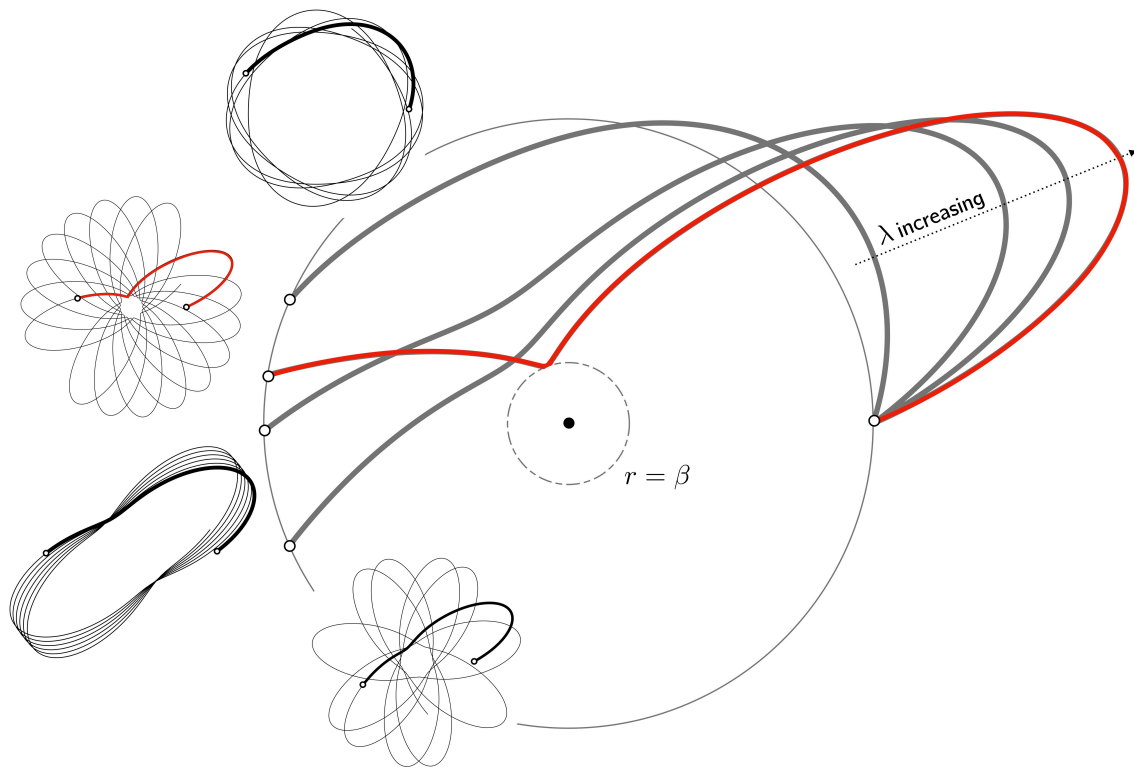


Figure 9.7: Some orbits in various potentials of the Hollowed family  $\psi_5$ , with varying  $\lambda$ , as indicated in the top right corner. See Fig. 9.4 for the explanation of the figure. We clearly see the “wall” at  $r = \beta$  where no particle can enter, leaving a hollow center. Particles that orbit close to it are rapidly deflected, so much so that the apsidal angle becomes smaller.

## Hamiltonian analysis

*Il faut faire très attention avant de dire que quelque chose n'est pas dans Poincaré.*

E. GHYS.



IN the previous chapters, we used geometry as a tool to solve a differential system, namely the motion of a test particle in an isochrone potential. From the Archimedean characterization of parabolae to the expression of Kepler's third law in terms of geometric invariants, there does not seem to be a single feature in isochrony that is not expressible in terms of *Euclidean* geometry. However, the motion of particles in isochrone potentials is also (and primarily) a Hamiltonian problem. In fact, one can check that the starting point of all derivations in the last chapter was the conservation of the particle's energy. In this tenth and last chapter, we will revisit Hénon's isochrone problem in the light of Hamiltonian mechanics, and thus switch from Euclidean to *symplectic* geometry. First, in Sec. 10.1, we extend the generalization of Keplerian mechanics to all isochrone potentials, namely with the derivation of an isochrone Kepler equation. Then, in Sec. 10.2, we introduce the notion of Birkhoff normal form of a Hamiltonian, and compute the Birkhoff invariants of the isochrone problem. These results are then exploited in Sec. 10.3, where we use these invariants to derive, at once, and in a fully self-consistent way, the fundamental theorem of isochrony, Bertrand's theorem, and the isochrone Kepler's third law.



## Chapter Content

10.1	New methods of isochrone mechanics . . . . .	243
10.1.1	Hamiltonian and action-angle variables . . . . .	243
10.1.2	Kepler equation and eccentric anomaly . . . . .	246
10.1.3	Parametric polar solution . . . . .	248
	Radial motion . . . . .	248
	Angular motion . . . . .	249
10.2	Birkhoff normal forms and invariants . . . . .	250
10.2.1	Birkhoff normal form and invariants . . . . .	251
	Pendular motivation . . . . .	251
	Definitions . . . . .	252
10.2.2	BNF for a generic radial potential . . . . .	253
	Hénon variable and circular orbits . . . . .	254
	Moving the equilibrium at the origin . . . . .	255
	Circularizing the equilibrium neighborhood . . . . .	256
	Flowing towards the BNF . . . . .	257
	Polar action-angle coordinates . . . . .	258
10.2.3	BNF for an isochrone potential . . . . .	258
10.3	Three applications of the BNF . . . . .	259
10.3.1	Fundamental theorem of isochrony . . . . .	259
	Zeroth order invariant . . . . .	260
	First order invariant . . . . .	260
	Second-order invariant . . . . .	261
10.3.2	Bertrand theorem . . . . .	261
10.3.3	Isochrone Kepler's Third Law . . . . .	262
<b>Conclusions</b>		<b>265</b>
<b>Appendices</b>		<b>275</b>

## 10.1 New methods of isochrone mechanics

Even though all credit must be given to Lagrange for pioneering the field of analytical mechanics, there is a strong argument for associating Henri Poincaré to its modern formulation. In his celebrated *New Methods of Celestial Mechanics*<sup>1</sup> [598], and the following “Mémoires” [599], Poincaré developed and explored the revolutionary idea of using geometrical and topological techniques to determine the qualitative behavior and global properties of solutions to differential systems, rupturing with the ancestral methods devised to find exact solutions. His ideas were then developed during all the twentieth century, with applications that have proved useful to solve problems well beyond the sole scope of celestial mechanics [344]. Perhaps the most ambitious problem that Poincaré’s methods was able to tackle was the qualitative resolution of the classical  $N$ -body problem, which ultimately gave birth to KAM-theory [600] and the stability analysis of quasi-integrable Hamiltonian systems.

At the core of Hamiltonian mechanics lies the notion of periodic motion. The two canonical examples are the two-body (or Keplerian) problem, and the harmonic oscillator, which we have discussed a lot in the previous chapters. In the gravitational two-body problem of classical mechanics (see chapter 2 in [601] for a nice presentation), the orbit is a perfect ellipse. Therefore, an explicit, analytic polar equation  $r(\theta)$  can be found. However, no analytic solution can be found in the form  $(r(t), \theta(t))$ , where  $t$  is the time. However, it is possible to find a parametric solution for all three, namely  $(r(E), \theta(E), t(E))$ , in terms of the so-called *eccentric anomaly*  $E$  (these classical results are collected in App. B.2). In this first section, we derive a series of formulae that are closely related to this parametric solution of the Keplerian problem, but that is actually true of any isochrone orbit. Quite remarkably, all these formulae can be derived analytically in terms of (1) the properties of the particle  $(\xi, \Lambda)$  and (2) the properties of the isochrone potential  $(a, b, c, d, e)$ . We derive these formulae, and compare them to the Keplerian case to motivate generalized definitions. It should be noted that some of the following results were proposed in slightly different forms as “useful formula for numerical methods” in App. A of [586], and in Sec. 5.3 of [601]. In both cases, this concerns only Hénon’s potential, and not the whole class of isochrone.

### 10.1.1 Hamiltonian and action-angle variables

From now on, we consider the isochrone problem from the point of view of Hamiltonian mechanics. But first, let us take a step back and let  $H$  be the Hamiltonian a test particle in a generic radial potential  $\psi(r)$ , not necessarily isochrone. In terms of the polar coordinates adapted to the orbital plane  $(r, \theta)$ , the canonical momenta  $(p_r, p_\theta)$  simply read  $(\dot{r}, \Lambda)$ , as is well-known (we set the mass of the particle to 1). The constancy of the angular momentum  $\Lambda$  then follows from the fact that  $\theta$  is a cyclic variable. In these variables the Hamiltonian reads

$$H(r, \theta, p_r, p_\theta) = \frac{1}{2} \left( p_r^2 + \frac{p_\theta^2}{r^2} \right) + \psi(r), \quad (10.1)$$

Now we consider the problem in terms of action-angle variables. One way of doing this is to consider the two conserved quantities that we already have at hand: the energy  $\xi$  and the angular momentum  $\Lambda$ . However, the former is simply the numerical value of the

---

<sup>1</sup>to which the title of this section humbly pays tribute.

Hamiltonian  $H$ . Instead, let us follow Poincaré<sup>2</sup> and define some actions as the integral invariants:

$$J_i \equiv \frac{1}{2\pi} \oint p_i dq_i, \quad (10.2)$$

where  $i \in \{r, \theta\}$  and the integral is performed over any closed curve in phase space followed during one orbital transfer (e.g., from one periastron to the following) [344, 590]. For the angular part, this is almost tautological:  $J_\theta \equiv \frac{1}{2\pi} \oint p_\theta d\theta = \Lambda$ , which is a constant of motion. For the radial part, a quick computation provides

$$J_r \equiv \frac{1}{2\pi} \oint p_r dr \quad \Rightarrow \quad J_r = \frac{\sqrt{2}}{\pi} \int_{r_P}^{r_A} \left( \xi - \frac{\Lambda^2}{2r^2} - \psi(r) \right)^{1/2} dr, \quad (10.3)$$

where  $r_P$  and  $r_A$  are the periastron and apoastron radii, respectively, and to get the second identity we simply integrated  $p_r$  as given by inverting Eq. (10.1), and setting  $H = \xi$  and  $p_\theta = \Lambda$  there. We now have a set of actions which we will denote  $(J_r, J_\theta) = (J, \Lambda)$  from now on, for simplicity and without risk of confusion. By definition of these action variables, the Hamiltonian  $H$  of the system is independent of their associated coordinates, the “angles”, which we will call  $(z_J, z_\Lambda)$ . In general, if one want to compute explicitly the Hamiltonian in terms of  $(J, \Lambda)$ , the integral (10.3) needs to be inverted. However, for generic radial potentials  $\psi(r)$ , this integral is seldom expressible in terms of elementary functions. We will now show that, under the assumption that  $\psi(r)$  is isochrone, an explicit expression for  $H = H(J, \Lambda)$  can be obtained.

One way of showing this would be to (1) take one of the five families of isochrone potentials (given in the Chap. 8, Eqs. (8.34)-(8.39)), (2) compute the periastron and apoastron in terms of  $(\xi, \Lambda)$  by solving the algebraic equation (7.18), (3) insert all these in (10.3) and compute the integral. And then, start over with the other isochrone families. Clearly, this would be very tedious and there must be a way to take advantage of the many symmetries of isochrony to avoid doing all these calculations. The particular symmetry that will help us was already discussed in Chap. 7, but let us present it from scratch, for the reader’s ease.

The radial action  $J$  generally depends on both constants of motion  $(\xi, \Lambda)$ , as clearly expressed in (10.3). This dependence is twofold: direct, from the term  $\xi - \Lambda^2/2r^2$  in the integrand; and indirect, from the boundary of the integrals  $r_P, r_A$ , that depend on  $(\xi, \Lambda)$  too. If one takes a partial derivative of (10.3) with respect to  $\xi$  (or  $\Lambda$ ), the indirect dependence yields a vanishing contribution, since the integrand is precisely 0 when evaluated at  $r_P$  or  $r_A$  (recall Eq. (7.18)). Therefore, only the direct dependence contributes, and we readily find<sup>3</sup>

$$\frac{\partial J}{\partial \xi} = \frac{T}{2\pi} \quad \text{and} \quad \frac{\partial J}{\partial \Lambda} = -\frac{\Theta}{2\pi}, \quad (10.4)$$

as follows from comparing the result to the definitions of  $T(\xi, \Lambda)$  (7.20) and  $\Theta(\xi, \Lambda)$  (7.21). The identities (10.4) are true of any radial potential, not necessarily isochrone. However, in the case of an isochrone potential, we have by definition  $T = T(\xi)$  and  $\Theta = \Theta(\Lambda)$ . Therefore,

<sup>2</sup>Poincaré first introduced these eponymous invariants in Sec. 255 of his *New Methods* [602].

<sup>3</sup>Formulae (10.4) are true in general, and explicit formulae such as the r.h.s of (10.3) is not necessary to derive (10.4) from  $J = \frac{1}{2\pi} \oint p_r dr$ . Fundamentally, this can be understood from the fact that, locally around the equilibrium (circular orbit), the pair  $(H, t)$  itself defines symplectic coordinates (see [603] for more details).

the two PDE's in (10.4) are easily integrated and combined to give

$$J(\xi, \Lambda) = \frac{1}{2\pi} \int T(\xi) d\xi - \frac{1}{2\pi} \int \Theta(\Lambda) d\Lambda, \quad (10.5)$$

where any antiderivative can be considered at this stage. We emphasize that whereas (10.4) holds for any  $\psi$ , equation (10.5) only holds for isochrone  $\psi$ . To make more progress towards the explicit expression of  $H$ , we need to refer to Chap. 9, in particular Sec. 9.1 where we derived the generalized Kepler's third laws for  $T$  and  $\Theta$ . Let us rewrite them here as

$$T^2 = -\frac{\pi^2}{4} \frac{\delta}{(a + b\xi)^3}, \quad \text{and} \quad \frac{\Theta^2}{\pi^2 \Lambda^2} = \frac{2b^2 \Lambda^2 - d}{b^2 \Lambda^4 - d\Lambda^2 + e} + \frac{2b}{\sqrt{b^2 \Lambda^4 - d\Lambda^2 + e}}, \quad (10.6)$$

where we recall that  $\delta \equiv ad - bc > 0$ . These ‘‘Kepler laws’’ are valid for *any* particle of energy and angular momentum  $(\xi, \Lambda)$  orbiting in *any* isochrone potential, parametrized by  $(a, b, c, d, e)$  as explained in Sec. 8.3.1. With the help of formulae (10.6), we can integrate explicitly equation in (10.5) and obtain (when  $b \neq 0$ )<sup>4</sup>

$$J(\xi, \Lambda) = \frac{1}{2b} \sqrt{\frac{-\delta}{a + b\xi}} - \frac{R(\Lambda)}{2b}, \quad (10.7)$$

where for convenience we introduced the function  $R(\Lambda)$  independent of  $\xi$  and given by<sup>5</sup>

$$R(\Lambda) \equiv \sqrt{2b^2 \Lambda^2 - d + 2b\sqrt{b^2 \Lambda^4 - d\Lambda^2 + e}}. \quad (10.8)$$

It should be noted that while performing the integrals from (10.5) to (10.7), a constant of integration should be included in the latter expression. This constant can be shown to vanish by taking the Keplerian limit, for which on the one hand  $(a, b, c, d, e) = (0, 1, -2\mu^2, 0, 0)$ , and on the other  $J_{\text{Ke}} = \mu/\sqrt{-2\xi} - \Lambda$ , as a classical calculation readily shows. Equation (10.7) gives an exact formula for the radial action of all non-harmonic isochrone potentials. For the harmonic class ( $b = 0$ ), the computation is given in App. B.2 (see equation (B.21) there).

Going back to the Hamiltonian  $H$ , for any pair  $(J, \Lambda)$  corresponding to a well-defined orbit, its numerical value is the energy  $\xi$  of the particle. Therefore, we may solve equation (10.7) for  $\xi$  in terms of  $(J, \Lambda)$ , to obtain the expression of  $H(J, \Lambda)$ . This readily gives

$$H(J, \Lambda) = -\frac{a}{b} - \frac{\delta}{b(2bJ + R(\Lambda))^2}, \quad (10.9)$$

with  $R(\Lambda)$  given in (10.8). Equation (10.9) provides the general expression for the Hamiltonian of a particle in any non-harmonic isochrone potential, in action-angle variables (see equation (B.22) of App. B.2 for the harmonic class). In the Keplerian limit  $(a, b, c, d, e) = (0, 1, -2\mu^2, 0, 0)$ , we recover the Hamiltonian of the classical two-body problem in terms

<sup>4</sup>Although Eqs. (10.6) hold for any isochrone, including the harmonic family; starting from equation (10.7), most expressions differ in the harmonic case, because of the condition  $b = 0$ . We relegate them in App. B.2.

<sup>5</sup>In Eqs. (10.7) and (10.8), the quantities appearing in the square roots are all positive. For the former because of the isochrone Kepler's third law (9.7), and for the latter by geometrical considerations on parabolae.

of the Delaunay variables (see, e.g., equation (E.1) of [590]). Equation (10.9) coincides with (and generalizes) the Hamiltonian of the Hénon potential as discussed in Sec. 3.5.2 of [590]. In action-angle variables, the equations of motion for the isochrone orbit are in their simplest form, given by the constancy of  $(J, \Lambda)$  and the linear-in-time evolution of the associated angles, namely

$$z_J(t) = \omega_J t + z_J(0) \quad \text{and} \quad z_\Lambda(t) = \omega_\Lambda t + z_\Lambda(0). \quad (10.10)$$

where the Hamiltonian frequencies  $\omega_i$  read, by definition,

$$\omega_J \equiv \frac{\partial H}{\partial J} \quad \text{and} \quad \omega_\Lambda \equiv \frac{\partial H}{\partial \Lambda}. \quad (10.11)$$

In action-angle variables, the four-dimensional phase space can be represented by embedding a torus of radii  $J, \Lambda$  in  $\mathbb{R}^3$ , allowing for a particularly nice representation, as depicted in Fig. 10.1. However, relating the angle variables  $(z_J, z_\Lambda)$  to the polar coordinates  $(r, \theta)$  remains to be done. In the next section, doing so will enable us to derive a generalization of the Kepler equation and Kepler's third law, as well as true/eccentric anomaly relations. In the mean time, we can do a simple consistency check of our isochrone formulae. A straightforward computation from equation (10.9) reveals that the Hamiltonian frequencies read

$$\omega_J = \frac{4\delta}{(2bJ + R(\Lambda))^3} \quad \text{and} \quad \omega_\Lambda = \frac{2\delta R'(\Lambda)}{(2bJ + R(\Lambda))^3}, \quad (10.12)$$

where  $R'(\Lambda) \equiv dR/d\Lambda$ . Whenever the orbit is closed in real space, it should also be in phase space. Indeed, computing the ratio  $\omega_\Lambda/\omega_J$  using equations (10.12) and comparing the result to equation (10.6) readily gives

$$\frac{\omega_\Lambda}{\omega_J} = \frac{\Theta(\Lambda)}{2\pi}, \quad (10.13)$$

showing that all those isochrone formulae are consistent with one another. It is quite remarkable that all isochrone potentials admit a universal and closed-form expression for their Hamiltonian in action-angle variables. Coupled to the large variety of properties that these potentials and orbits therein offer (recall Sec. 9.3), this allows for a valuable pedagogical tool, e.g., illustrate Hamiltonian mechanics with applications beyond the harmonic oscillator and two-body problem. From a more practical point of view, it is very tempting to build toy-models in terms of isochrone potentials, as analytic expressions are rather rare for entire systems. As we mentioned in Chap. 7, availability of closed-form expressions has probably been the main reason for the success of the Hénon potential. The calculations performed in this section show that this feature holds for all isochrones.

### 10.1.2 Kepler equation and eccentric anomaly

In Chap. 9, we showed that the equations of motion for a subclass of isochrone orbits (namely those associated with parabolae crossing the origin of the  $(x, y)$ -plane) could be integrated analytically in a parametric expression of the type  $(r(s), \theta(s))$  for some parameter  $s \in \mathbb{R}$ . The parameter used in these expression was then a pure mathematical quantity, bearing, *a priori*, no physical meaning. In particular, these parametric equations were obtained by relating any isochrone orbit to a Keplerian one, through a linear transformation acting on their respective arcs of parabolae, in the  $(x, y)$ -plane. In this section,

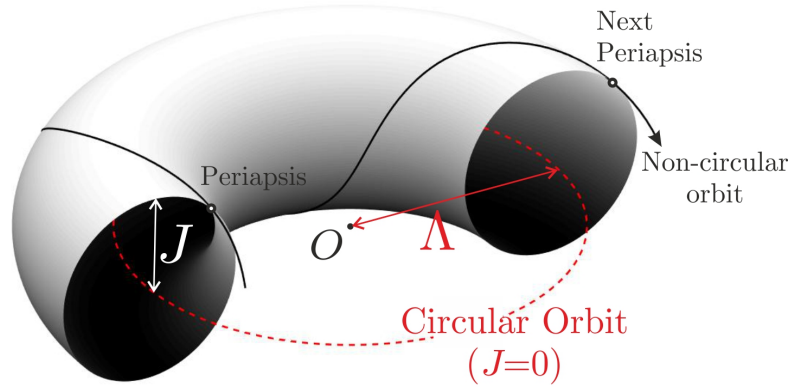


Figure 10.1: One torus  $(J, \Lambda)$  in the phase space, depicting a generic (non-circular) orbit (black curve). The circular orbit ( $J = 0$ ) with the same angular momentum  $\Lambda$  is depicted in red.

we show that these formulae can be obtained (1) by direct integration, (2) without making any assumption as to the subclass of isochrone, (3) such that the parameter  $s$  admits a clear, physical interpretation.

We suppose that a particle of energy and angular momentum  $(\xi, \Lambda)$  orbits an isochrone potential  $\psi(r)$ . As argued before,  $\psi(r)$  is in a one-to-one correspondence with a convex arc of parabola  $y = Y(x)$ . We start by deriving an explicit formula for the time  $t$  elapsed during orbit. Let  $T$  be the radial period and  $t \in [0; T/2]$  be an instant between the initial-time periastron  $r(0) = r_P$  and apoastron  $r(T/2) = r_A$ . By isolating  $dt$  in the radial equation of motion in the  $x$  variable, Eq. (8.4), and integrating, we readily obtain

$$t = \frac{1}{4} \int_{x_P}^x (a_0 + a_1 x + \sqrt{a_2 x + a_3})^{-1/2} dx, \quad (10.14)$$

where, for the sake of simplicity, we temporarily introduced the following coefficients that depend on the particle  $(\xi, \Lambda)$  and the potential  $(a, b, c, d, e)$ :

$$(a_0, a_1, a_2, a_3) = \left( \frac{d}{2b^2} - \Lambda^2, \xi + \frac{a}{b}, \frac{\delta}{b^3}, \frac{d^2 - 4b^2e}{4b^4} \right). \quad (10.15)$$

The change of variables  $u = \sqrt{a_2 x + a_3}$  then turns the term in parenthesis in (10.14) into a pure quadratic, namely

$$t = \frac{\sqrt{u_0}}{\sqrt{2a_2}} \int_{u_P}^u \frac{u du}{\sqrt{v_0 - (u - u_0)^2}}, \quad (10.16)$$

where  $(u_0, v_0)$  are the coordinates of the apex of that quadratic, given by  $u_0 = -a_2/2a_1$  and  $v_0 = u_0^2 + 2a_0u_0 + a_3$ . Note that in the  $u$  variable, the periastron (lower bound of the integral (10.16)) corresponds to the smallest root of the quadratic in the denominator, namely  $u_P = u_0 - \sqrt{v_0}$ . To integrate equation (10.16), we start by turning the quadratic  $v_0 - (u - u_0)^2$  in canonical form by performing the linear transformation  $s = (u - u_0)/\sqrt{v_0}$ , so that  $s = -1$  when  $u = u_P$ . This turns (10.16) into

$$\Omega t = \int_{-1}^s \frac{1 + \varepsilon s}{\sqrt{1 - s^2}} ds, \quad \text{where } \varepsilon = \frac{\sqrt{v_0}}{u_0}, \quad \Omega = \frac{\sqrt{2a_2}}{u_0^{3/2}}. \quad (10.17)$$

Notice that by construction,  $0 < \varepsilon < 1$ , since  $u_P = u_0 - \sqrt{v_0} > 0$ . The integral in (10.17) may then be finally integrated by defining an angle  $E \in [0, \pi]$  such that  $s = -\cos E$ , with  $s = 0$  at periastron ( $t = 0 \Leftrightarrow s = -1$ ). Integrating in this fashion, we obtain the sought-after, expression for  $t$ , which takes the form of a *generalized Kepler equation*

$$\Omega t = E - \varepsilon \sin E. \quad (10.18)$$

Equation (10.18) looks exactly like the Kepler equation (B.19) found in the classical two-body problem. The expression of the constants  $(\Omega, \varepsilon)$  can be given in terms of the generic Latin parameters  $(a, b, c, d, e)$  and  $(\xi, \Lambda)$  that characterize the potential and the particle, respectively. These expressions read:

$$\Omega^2 \equiv -16\delta^{-1}(a + b\xi)^3, \quad (10.19a)$$

$$\varepsilon^2 \equiv 1 + 2\delta^{-1}(2b^2\Lambda^2 - d)(a + b\xi) + \delta^{-2}(d^2 - 4b^2e)(a + b\xi)^2, \quad (10.19b)$$

where  $\delta = ad - bc$ . Naturally, we may identify  $\varepsilon$  and  $E$  as the *isochrone eccentricity* and *isochrone eccentric anomaly*, respectively. The isochrone eccentricity verifies  $0 \leq \varepsilon < 1$ , vanishes only for circular orbits and coincides with the Keplerian eccentricity in the Keplerian limit (cf. App. B.2). The isochrone eccentric anomaly is a well-defined angle and coincides with its Keplerian counterpart as well (as we will see in the next subsection). It should be stressed that the frequency  $\Omega$  also coincides with  $2\pi/T$ , as we see by comparing (10.19a) and (10.6). In other words, the left-hand side of the generalized Kepler equation (10.18) involves the frequency  $\Omega$  of the radial motion  $r(t)$ . In particular, combining the angle coordinates (10.13) and the Kepler equation (10.18) provides

$$z_J = E - \varepsilon \sin E, \quad z_\Lambda = \frac{\Theta}{2\pi}(E - \varepsilon \sin E), \quad (10.20)$$

where we have set  $(z_J, z_\Lambda) = (0, 0)$  at  $t = 0$ . It is clear from (10.20) that  $z_J$ , the angle variable associated to the radial action  $J$ , generalizes in fact the Keplerian mean anomaly.

### 10.1.3 Parametric polar solution

Now that an eccentric anomaly  $E$  has been introduced via Kepler's equation (10.18), we derive its relation to the orbital radius  $r$  (or equivalently  $x = 2r^2$ ) and the polar angle  $\theta$ .

#### Radial motion

For the radial part  $r(E)$ , we may simply go through the different changes of variables used to compute the integral (10.14) in the last subsection, but in reverse, i.e.,  $E \mapsto s \mapsto u \mapsto x$ . After some easy algebra, we find that<sup>6</sup>

$$x(E) = \frac{4b^2e - d^2}{4b\delta} \pm \frac{\delta}{4|b|(a + b\xi)^2} (1 - \varepsilon \cos E)^2. \quad (10.21)$$

where  $\pm$  corresponds to the sign of  $b$ . We note that the first term on the right-hand side is actually  $x_v$ , the abscissa of the point with vertical tangent on the parabola introduced in equation (8.31). Whenever the potential is Keplerian, then  $x_v = 0$  (and  $b > 0$ ) and we recover the classical link  $r = \alpha_{\text{Ke}}(1 - \varepsilon \cos E)$ , where  $\alpha_{\text{Ke}}$  is the semi-major axis of the

<sup>6</sup>There is a subtlety in the case  $a_2 < 0$ , since then the function  $u(x) = \sqrt{c_2x + c_3}$  is decreasing. This is resolved by keeping track of  $\text{sign}(a_2) = \text{sign}(b)$ , which results in the  $\pm|b|$  in (10.21).

Keplerian ellipse. This motivates the following definition for an *isochrone semi-major axis*  $\alpha$  such that the orbital radius  $r(E)$  reads

$$r(E) = \sqrt{\frac{x_v}{2} \pm \alpha^2(1 - \varepsilon \cos E)^2}, \quad \text{where} \quad \alpha^2 \equiv \frac{\delta}{8|b|(a + b\xi)^2}. \quad (10.22)$$

This isochrone semi-major axis is, in general, not related to an ellipse axis, as isochrone orbits are not, in general, ellipses. However, it coincides with its Keplerian counterpart in the proper limit, and comparing equations (10.22) with (10.19) reveals the equality

$$\Omega^2 \alpha^3 = \sqrt{\frac{\delta}{2|b|^3}}. \quad (10.23)$$

which we recognize as the generalization of the more traditional form of Kepler's third law of motion, relating the (square of) the orbital frequency to the (cube) of the semi-major axis. Indeed, the Keplerian limit  $(a, b, c, d, e) = (0, 1, -2\mu^2, 0, 0)$  of equation (10.23) gives  $\Omega^2 \alpha^3 = \mu$ , the well-known formulation of Kepler's third law [590]. In fact, the quantity appearing on the right-hand side is exactly the mass parameter  $\mu$  introduced in the formulae for the isochrone potentials, cf. Eqs. (8.36)-(8.39).

### Angular motion

For the angular motion, we adapt the strategy developed in Sec. 9.2.4 and first construct an ODE to which  $\theta(E)$  is a solution. We can do this with the Leibniz rule as follows

$$\frac{d\theta}{dE} = \frac{d\theta}{dt} \frac{dt}{dE} = \frac{\Lambda}{\Omega} \frac{1 - \varepsilon \cos E}{r(E)^2}, \quad (10.24)$$

where in the second equality we used the angular equation of motion  $\dot{\theta} = \Lambda/r^2$  and the Kepler equation (10.18). To obtain an expression  $\theta(E)$  from (10.24), we simply need to inject the expression of  $r(E)$  given in (10.22) and integrate the result. By doing so, we readily obtain

$$\theta(E) = \frac{2\Lambda}{\Omega} \int_0^E \frac{1 - \varepsilon \cos \phi}{x_v + 2\alpha^2(1 - \varepsilon \cos \phi)^2} d\phi, \quad (10.25)$$

where we recall that  $\alpha$  was defined in (10.22) and  $x_v$  in (8.31). When  $x_v \leq 0$ , which corresponds to the Hénon class of potentials, the integral can be easily integrated. Indeed, a partial fraction decomposition gives

$$\theta(E) = \frac{\Lambda}{2\Omega\alpha^2} \sum_{\pm} \frac{1}{1 \pm \zeta} \int_0^E \frac{d\phi}{1 - \varepsilon_{\pm} \cos \phi}, \quad (10.26)$$

where  $\varepsilon_{\pm} = \varepsilon/(1 \pm \zeta)$  with  $\zeta^2 = -x_v/2\alpha^2$  and is such that  $0 \leq \zeta \leq \varepsilon < 1$ , so that the integrals are well-defined. Equation (10.26) can be further simplified by computing explicitly the integral, and thus provides the final formula for  $\theta$  in terms of  $E$ , namely

$$\theta(E) = \frac{\Lambda}{\Omega\alpha^2} \sum_{\pm} \frac{\varepsilon_{\pm}}{\sqrt{1 - \varepsilon_{\pm}^2}} \arctan\left(\sqrt{\frac{1 + \varepsilon_{\pm}}{1 - \varepsilon_{\pm}}} \tan \frac{E}{2}\right). \quad (10.27)$$

The Keplerian limit of equation (10.27) consists in taking  $\zeta \propto x_v = 0$  such that  $\varepsilon_{\pm} = \varepsilon$ , and thus provides a sum of two identical terms, recovering the well-known Keplerian result (cf.



Eq. (B.18)). For consistency, one can check that when  $E = \pi$ , which should correspond to the apoastron of the orbit, equation (10.27) coincides with the general expression (10.6) of the apsidal angle  $\Theta$ , which satisfies  $\theta(\pi) = \Theta/2$  by definition.

As final word, let us mention that the derivation of formula (10.27) relies on the crucial assumption that  $x_v \leq 0$ , and thus only holds for the Hénon class of isochrone potentials (recall Fig. 8.7). When  $x_v \geq 0$ , the auxiliary quantity  $\zeta$ , defined by  $\zeta^2 = -x_v/2\alpha^2$ , becomes imaginary and the  $\varepsilon_{\pm}$  are now complex. It turns out that formula (10.27) also holds for this case. The reason is that, although both terms  $+$  and  $-$  in the  $\sum_{\pm}$  sum are complex numbers, they are conjugate to one another. Their sum is therefore twice their real part, and is thus a real quantity. We provide the details of this in App. B.3.1. In particular, formula (10.27) for imaginary  $\zeta$  is mathematically well-defined and the resulting  $(r(E), \theta(E))$ -orbit does coincide with the true isochrone dynamics. This “complex” number feature is reminiscent of the comment made below Eq. (9.41), regarding the apsidal angle in Hollowed potentials

Once again, we end this section by a summary of the results. The equations of motion for a test particle in any isochrone potential can be solved analytically in the parametric form  $(r(E), \theta(E))$  where  $E$  is a parameter that reduces to the Keplerian eccentric anomaly. These equations are given in (10.22) and (10.27). The polar coordinates  $(r, \theta)$  along the orbit can also be related to orbital time  $t$  through a generalization of the Kepler equation (10.18), that holds for any isochrone orbit. Finally, we have shown that the radial action variable  $J$  is particularly well-adapted to the isochrone problem, as it (1) splits into a sum of  $\xi$ - and  $\Lambda$ -dependent terms and (2) can be used to derive the general Hamiltonian of the dynamics in action-angle variables  $(J, \Lambda)$ .

## 10.2 Birkhoff normal forms and invariants

The fundamental theorem of isochrony (8.22) is what allows one to derive all the analytical results for isochrone potentials and orbits therein, as we did in Sec. 10.1. As we mentioned earlier, this theorem was first proven by Michel Hénon in his seminal paper [582], although not without some (minor) mistakes. It was then discussed in [588] by borrowing techniques from complex analysis, and in Sec. (8.2.2) of the previous chapter we provided a proof with using Archimedean characterization. However, as we also mentioned there, Archimedes’ original result was only an implication (In any case, at present, a self-consistent and natural proof of this central theorem relying only on classical mechanics, is nowhere to be found, to our knowledge. It is our goal, in the present and following sections to introduce and exploit a powerful tool of Hamiltonian mechanics: the *Birkhoff normal form*. In a nutshell, the Birkhoff normal form allows one to (quantitatively and rigorously) probe the neighborhood of equilibrium points in phase space, to obtain information on their stability, and thus on the integrability of the underlying Hamiltonian.

There exists a lot of specialized literature on this topic. Yet, introductory material on normal forms may be hard to find for non-specialists. Among the most accessible, we found that Arnold’s classical textbook (App. 7 of [344]) and Hofer & Zehnder’s lectures ([604], sections 1.7 and 1.8) are particularly relevant (see also Sec. (8.5) of [605] and [606]). Other examples of accessible presentations (with applications) may be found in [601] (for the stability of the Lagrange points), and [607] (for solving PDE’s). Other notable refer-

ences, namely [608–610], present explicit computations of normal forms and use them to study the stability of the (restricted)  $N$ -body problem. The latter have largely motivated the present derivation.

Applications of our method go beyond the sole fundamental theorem of isochrony (8.22), as it allows us to prove the Bertrand theorem [344], as well as the generalized Kepler’s third laws (10.6). We relegate these applications to Sec. 10.3, and only focus on the derivation of the normal form in the present section, which we organize as follows:

- in Sec. 10.2.1, we introduce the notion of Birkhoff normal form and Birkhoff invariants in a very simple case, sufficient for our purpose,
- in Sec. 10.2.2, we write the Birkhoff normal form  $N_1$  for the Hamiltonian of a particle in a *generic* potential, which encodes information on the the potential  $Y(x)$ ,
- in Sec. 10.2.3, we write the Birkhoff normal form  $N_2$  for the Hamiltonian of a particle in an *isochrone* potential, using the radial action (10.3) well-adapted to isochrony.

### 10.2.1 Birkhoff normal form and invariants

Note: *The theory of Birkhoff normal forms is a rather technical, sub-branch of Hamiltonian dynamical systems. As a consequence, it is likely that the following presentation will (sometimes) lack mathematical rigor, but we chose a pedagogical style instead, and look at it from a physically-motivated point of view. For this reason, and as done several times already in this thesis, we shall start with a fundamentals: the pendulum.*

#### Pendular motivation

Usually, the starting point of a Hamiltonian treatment of a mechanics problem is an expression usually written in terms of (phase-space) coordinates that are linked, somehow, to the physical coordinates (position in Euclidean space, for example). The point of using Hamiltonian mechanics, however, is that there exists coordinate transformations that leave the equations of motion invariant, the so-called canonical transformation. Let us consider, as an example, the classical pendulum. The Hamiltonian is the sum of the kinetic energy and the gravitational potential energy. Keeping the notations introduced in Chap. 7 alongside Galileo and Huygens, we have<sup>7</sup>

$$H(\theta, \omega) = \frac{1}{2} \omega^2 + (1 - \cos \theta), \quad (10.28)$$

where  $\omega \equiv \dot{\theta}$  is the momentum (angular velocity), conjugated to the position variable  $\theta$  (angle). Around the  $(\theta, \omega) = (0, 0)$  equilibrium position (pendulum at rest pointing down), we may expand the rightmost term of side of (10.28) to write

$$H(\theta, \omega) = \frac{1}{2} \omega^2 + \frac{1}{2} \theta^2 + o(\theta^2), \quad (10.29)$$

If we neglect the  $o(\theta^2)$  term, then we are in the small-angle approximation. If we picture the phase space of the system described by (10.28), then Eq. (10.29) simply says that around the point  $(\theta, \omega) = (0, 0)$ , the level curves of the hamiltonian, say  $H = \rho$  for some

<sup>7</sup>We chose our units of mass, time and length so that  $m$ ,  $g$  and  $\ell$  are equal to unity.

fixed  $\rho \in \mathbb{R}$ , are given by the equation  $\omega^2 + \theta^2 = 2\rho$ . If we consider  $(\theta, \omega)$  to be some kind of Cartesian coordinates, then this equation is that of a circle, with radius  $\sqrt{2\rho}$ . These circles are only approximate, however, owing to the  $o(\theta^2)$  term. Nevertheless, this observation motivates the introduction of  $\rho \equiv \frac{1}{2}(\theta^2 + \omega^2)$  as an independent variable, that labels the level curves of  $H$  according to the actual value of  $H$  along these curves. If we promote  $\rho$  to a new momentum variable, then let us choose the associated “position”  $\varphi$  so as to have a canonical transformation. It is straightforward, with the Poisson brackets for example, to show that the complete canonical transformation  $(\theta, \omega) \mapsto (\rho, \varphi)$  reads

$$\theta = \sqrt{2\rho} \cos \varphi \quad \text{and} \quad \omega = -\sqrt{2\rho} \sin \varphi \quad (10.30)$$

We can now re-express the Hamiltonian in Eq. (10.29) in terms of these new variables, and since  $\theta^2 = O(\rho)$ , we readily find

$$H(\rho, \varphi) = \rho + o(\rho, \varphi) \quad (10.31)$$

Now, notice that, by construction, up to very small terms hidden in the  $o(\rho, \varphi)$  this Hamiltonian does not depend explicitly on the variable  $\varphi$ . Consequently, in the small-oscillation approximation,  $(\rho, \varphi)$  are action-angle variables for the pendulum. This method of constructing approximate action-angle variables around an equilibrium point will be central to the following calculation, and is at the basis of the theory of Birkhoff invariants, which we will now introduce.

## Definitions

The calculation performed in the previous section was made for a simple system: the classical pendulum. Given the Hamiltonian (10.28) and the equilibrium point  $(0, 0)$ , we were able to construct approximate angle-action variables  $(\rho, \varphi)$  in the phase space, around that point. However, the method can be extended to a much wider class of Hamiltonian systems. For the sake of simplicity, we will only cover the very basics of Birkhoff normal forms and refer to the above literature for the details. In particular, we consider a 1-dimensional problem (2-dimensional phase space), but all can be generalized to any  $2n$ -dimensional phase space (see, e.g., Sec. 1.8 of [604]). Let  $H(q, p)$  be a Hamiltonian defined in terms of some coordinates  $(q, p) \in \mathbb{R}^2$ . We assume, without any loss of generality, that the origin  $(q, p) = (0, 0)$  is an elliptic<sup>8</sup> equilibrium of the system. A fundamental theorem of Hamiltonian systems, due initially to Birkhoff<sup>9</sup> [612] and then refined/generalized since then (see [604] for references). This theorem essentially says that if the Hamiltonian behaves nicely around the equilibrium, *there exists a local, symplectic coordinate transformation  $(q, p) \mapsto (\rho, \varphi)$  such that the Hamiltonian takes the form*

$$H(\rho, \varphi) = \mathfrak{I} + \mathfrak{b}\rho + \frac{1}{2}\mathfrak{B}\rho^2 + o(\rho^2). \quad (10.32)$$

The real numbers  $(\mathfrak{I}, \mathfrak{b}, \mathfrak{B})$  will be called *Birkhoff invariants* of zeroth, first and second order, respectively. In the general case where  $(q, p) \in \mathbb{R}^n \times \mathbb{R}^n$ , then  $\rho \in \mathbb{R}^n$  and, accordingly, the Birkhoff invariants  $\mathfrak{b}$  and  $\mathfrak{B}$  are linear and bilinear forms, respectively. The Birkhoff invariants depend exclusively on  $H$  and not on the mapping  $(q, p) \mapsto (\rho, \varphi)$ ,

<sup>8</sup>We focus on elliptic equilibria since we want to describe the stable, periodic motion of the particle. Hyperbolic equilibria will in general be associated to semi-stable or unstable systems.

<sup>9</sup>Obviously (cf. this chapter’s main quote), some of Birkhoff’s ideas on normal forms can be traced back to Poincaré’s *New Methods*, as mentioned in [611] and [602]

whence their name. They encode the information on the geometry of phase space around the equilibrium point. In whole generality, Birkhoff's theorem gives much stronger results than the result (10.32). In particular, it holds for any dimensions, explains how to extend (10.32) to any order in the powers of  $\rho$ , makes a distinction between resonant or non-resonant orbits, etc. However, quadratic order will be sufficient for our purposes, and we will refer the reader to Sec. (1.8) of [604] (and references therein) for a more detailed and rigorous discussion.

As we explained for the pendulum earlier, the main feature of the variables  $(\rho, \varphi)$  in (10.32) is that, up to  $o(\rho^2)$  corrections, they are action-angle coordinates, as  $H$  does not depend on the angle  $\varphi$ . From now on, we call *Birkhoff normal form* (BNF)<sup>10</sup> of  $H$ , and denote by  $N(\rho)$ , the quadratic part of (10.32), namely

$$N(\rho) = \mathfrak{l} + \mathfrak{b}\rho + \frac{1}{2}\mathfrak{B}\rho^2. \quad (10.33)$$

Heuristically, the quantity  $N(\rho)$  in (10.33) can be seen as a Hamiltonian that is (1) completely integrable and (2) describes the same dynamics as  $H$  in (10.32) in the  $O(\rho^2)$ -neighborhood of the equilibrium  $(0, 0)$ . Owing to the unicity of the Birkhoff invariants, the BNF (10.33) is itself unique, in the sense that any change of action-angle coordinates that leaves the equilibrium point at the origin must be the identity (see [613] for a detailed presentation as well as App. B.3.3). A natural method to construct a BNF is crystallized in figure 10.3, which shows the successive steps one may use to transform the geometry of the phase space  $(q, p)$  around  $(0, 0)$ , so as to introduce polar-symplectic coordinates  $(\rho, \varphi)$  (cf. Sec. 10.2.2). In fact, in Sec. 10.2.2 we explicitly provide a constructive example of such  $(q, p) \mapsto (\rho, \varphi)$  mapping, that brings  $H(q, p)$  into BNF (10.32).

The general picture to have in mind while working with a BNF is depicted in Fig. 10.2. It shows how, locally, the action-angle variables  $(\rho, \varphi)$  distort phase space so as to make the neighborhood of the equilibrium mimic that of the harmonic oscillator. In the next section, we will construct these variables from scratch, in successive steps. The effect of each step will be to distort phase space more and more until we reach the BNF. These successive distortions are what is presented in Fig. 10.3, although this figure will be re-discussed in the following section.

## 10.2.2 BNF for a generic radial potential

Let us start with the Hamiltonian of a particle in a radial potential  $\psi(r)$ , as given by (10.1), rewritten here for convenience as:

$$H(r, R, \theta, \Lambda) = \frac{R^2}{2} + \frac{\Lambda^2}{2r^2} + \psi(r), \quad (10.34)$$

where  $(r, \theta)$  are the coordinates and  $(R, \Lambda)$  their conjugated momenta. The complete, 4-dimensional phase space of the dynamics is a subset of  $\mathbb{R}_+ \times \mathbb{R} \times [0; 2\pi[ \times \mathbb{R}_+ \ni (r, R, \theta, \Lambda)$ . However, since  $\theta$  does not appear explicitly in (10.34) and its conjugated momentum  $\Lambda$  is then constant,  $(\theta, \Lambda)$  is already a pair of angle-action coordinates. Therefore, it can be practical to think of (10.34) as a 1-dimensional family of Hamiltonians parametrised by

<sup>10</sup>BNF is also the acronym for the Bibliothèque Nationale de France (National French Library), where (almost) all of Poincaré's writings may be found and borrowed, cf. [this webpage](#).

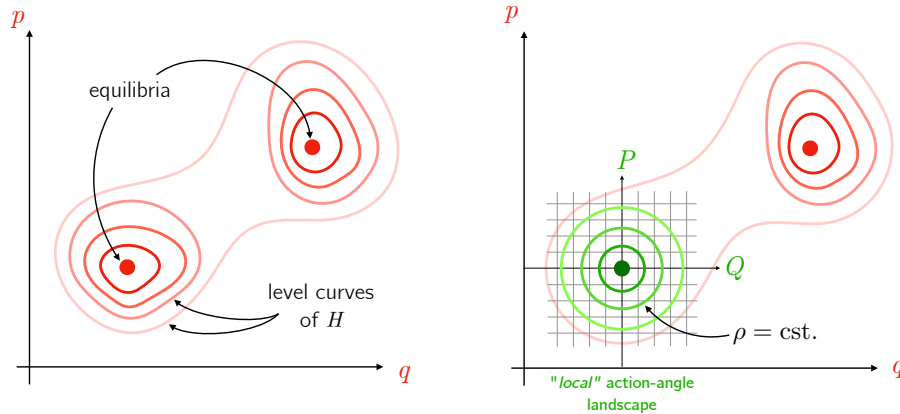


Figure 10.2: *Left:* A phase space in arbitrary  $(p, q)$  with two equilibrium points. Periodic motion corresponds closed curve that are level sets of the Hamiltonian  $H$ . *Left:* the construction of local action-angle variables around one of the two equilibria. The action  $\rho = \frac{1}{2}(P^2 + Q^2)$  is defined from other coordinates  $(P, Q)$ , and is related to the radius of the (approximate) circles, which are the level sets of  $H$  in the  $(P, Q)$  variables.

$\Lambda$ . In this way, we just need to focus the radial part  $(r, R)$  of the dynamics, and perform successive symplectic transformations to reach a BNF, the coefficients of which will thus be  $\Lambda$ -dependent. With this *2-dimensional phase space* point of view, we will write  $H(r, R)$  instead of  $H(r, R, \theta, \Lambda)$  to stick with the notations of Sec. 10.2.1, with no risk of confusion. Moreover, while performing successive symplectic changes of coordinates on the phase space  $(r, R) \in \mathbb{R}_+ \times \mathbb{R}$ , we will keep the (lower case/upper case) notation for a coordinate  $(r, x, z, \dots)$  and its conjugated momentum  $(R, X, Z, \dots)$ .

Although we have tried to be as pedagogical as possible (and we believe these computations are interesting in themselves), the following subsections are rather technical. On first reading (or for the reader in a hurry), it is possible to skip the following steps and just assume that there exists a pair of variables  $(\rho, \varphi)$ , such that the Hamiltonian (10.34) admits a BNF  $N_2(\rho)$ , given by equation (10.49) below; before directly proceeding with Sec. 10.2.1.

### Hénon variable and circular orbits

*Note: from this point on we denote by a lowercase subscript  $c$  any quantity related to the circular orbit, such as  $(r_c, x_c, \xi_c, \dots)$ , and not an uppercase  $C$  like we did before.*

The Hamiltonian (10.34) describes the same system as the Hamiltonian in (10.51) only if the potential is isochrone. Since the following computations are true for any radial potential (not just isochrones) we stay general and relegate the isochrone assumption to the next subsection. Still, as we have the isochrone theorem (8.22) in mind, we would prefer to speak in terms of  $(x, Y(x))$  instead of  $(r, \psi(r))$ . Therefore, the first step is the change of variables  $(r, R) \mapsto (x, X)$ , where  $x = 2r^2$  and  $X$  is the canonical momenta associated to  $x$ . The transformation is easily seen to be symplectic if and only if  $R = \sqrt{8x}X$ . In these variables, the Hamiltonian (10.34) now reads

$$H(x, X) = 4xX^2 + \frac{\Lambda^2}{x} + \frac{Y(x)}{x}. \quad (10.35)$$

where we recall that  $Y(x) = x\psi(r(x))$ . The derivation of a BNF starts with a choice of equilibrium point around which to write it. Using (10.35) for a given  $\Lambda$ , these points are simply given by  $(x, X) = (x_c, 0)$ , where  $x_c = x_c(\Lambda)$  is a solution to the algebraic equation

$$x_c Y'(x_c) - Y(x_c) = \Lambda^2. \quad (10.36)$$

At this equilibrium, we have  $X = 0 \propto \dot{r} = 0$ , thus corresponding to circular orbits, the radius  $r_c$  of which is such that  $x_c = 2r_c^2$  and  $x_c$  solves (10.36). In the complete 4-dimensional phase space, there is a family of such circular orbits, parametrised by  $\Lambda$ .

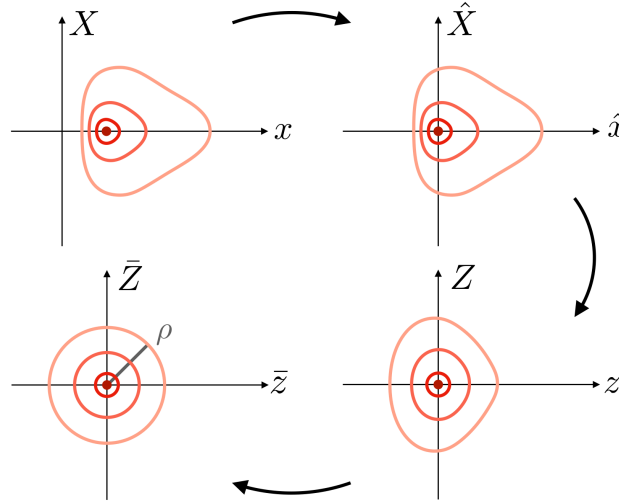


Figure 10.3: The circular orbit (red point) and three non-circular orbits (red curves) in the 2-dimensional phase space under each transformation. The map  $(x, X) \mapsto (\hat{x}, \hat{X})$  translate  $x_c$  at the origin, and  $(\hat{x}, \hat{X}) \mapsto (z, Z)$  circularizes the orbits in the only in the close vicinity of the origin (the outer curves are not circular). Then  $(z, Z) \mapsto (\bar{z}, \bar{Z})$  circularizes a larger neighborhood of the origin (all curves circular up to  $O(\rho^2)$ ) allowing one to construct polar action-angle variables  $(\rho, \varphi)$  in that region.

### Moving the equilibrium at the origin

Now we are going to write the BNF of  $H$  around a given circular orbit  $(x, X) = (x_c, 0)$ . The main goal is to fix a  $\Lambda$  and to circularise the phase space around the equilibrium  $(x_c, 0)$ , in order to introduce symplectic polar coordinates, following the discussion in Sec. 10.2.1.

We start by translating the equilibrium  $(x, X) = (x_c, 0)$  to the origin, by setting  $(\hat{x}, \hat{X}) = (x - x_c, X)$  and then Taylor-expanding in the  $\hat{x}$  variable, small by assumption. We obtain<sup>11</sup> the following expression

$$H(\hat{x}, \hat{X}) = Y_1 + 4x_c \hat{X}^2 + \frac{Y_2}{2x_c} \hat{x}^2 + 4\hat{X}^2 \hat{x} + c_3 \hat{x}^3 + c_4 \hat{x}^4 + o(\hat{x}^4), \quad (10.37)$$

where we introduced the convenient notation  $Y_n \equiv Y^{(n)}(x_c)$ , and defined the following coefficients that depends on the derivatives of  $Y(x)$  at  $x = x_c$ , namely

$$c_3 = \frac{x_c Y_3 - 3Y_2}{6x_c^2}, \quad \text{and} \quad c_4 = \frac{12Y_2 - 4x_c Y_3 + x_c^2 Y_4}{24x_c^3}. \quad (10.38)$$

<sup>11</sup>In the 4D phase space, this change of variable is rendered symplectic by changing the angle accordingly. For example, the mapping  $(x, \theta, X, \Lambda) \mapsto (x - x_c(\Lambda), \hat{\theta}, \hat{X}, \Lambda)$  is symplectic if we take  $\hat{\theta} = \theta - x'_c(\Lambda)X$ .

In these variables, the circular orbits are at the origin  $(\hat{x}, X) = (0, 0)$ , and in the 4D phase space each coefficient depends on  $\Lambda$  through  $x_c = x_c(\Lambda)$  (recall equation (10.36)). Notice that the energy of the circular orbit is  $H(0, 0) = Y_1 = Y'(x_c(\Lambda))$ . This is in agreement with the way orbits are constructed in the Hénon variables, as we explained back in Chap. 8, see Fig. 8.1 there.

Lastly, and for the sake of completeness, let us deduce from (10.37) the nature of the equilibrium  $(\hat{x}, \hat{X}) = (0, 0)$ . Writing the Hamilton equations and linearising around  $(0, 0)$  readily gives

$$\frac{d\hat{x}}{dt} = \frac{\partial H}{\partial \hat{X}} = 8x_c \hat{X} + o(x, X), \quad \frac{d\hat{X}}{dt} = -\frac{\partial H}{\partial \hat{x}} = -\frac{Y_2}{x_c} \hat{x} + o(x, X). \quad (10.39)$$

Now, since the potential  $x \mapsto Y(x)$  must be convex, (again, recall the construction of an orbit, cf. Fig. 8.1), it is clear that we must have  $Y_2 \geq 0$ . Consequently, the eigenvalues  $(\ell_1, \ell_2)$  of the linearised system (10.39) are

$$\ell_1 = i\sqrt{8Y_2} \quad \text{and} \quad \ell_2 = -i\sqrt{8Y_2}. \quad (10.40)$$

These eigenvalues are conjugate, imaginary numbers, allowing us to conclude that the equilibrium  $(\hat{x}, \hat{X}) = (0, 0)$  is, indeed, elliptic, as our use of the BNF requires.

### Circularizing the equilibrium neighborhood

Next, notice that the quadratic part of  $H$  in (10.37) describes ellipses in the  $(\hat{x}, \hat{X})$ -plane. As we aim, eventually, towards a polar-like system of action-angle coordinates, we would like to *circularise* these ellipses; that is, have the same coefficients in front of  $\hat{x}^2$  and  $\hat{X}^2$  in equation (10.37). This can be done easily by yet another change of variables. Explicitly, we set  $(\hat{x}, \hat{X}) = (\eta z, \gamma Z)$  (a homothety for fixed  $\Lambda$ ) and choose  $(\eta, \gamma)$  such that: (i) the transformation is symplectic, and (ii) the coefficients in front of  $z^2$  and  $Z^2$  are equal in the new variables. A calculation reveals that condition (i) holds if  $\gamma = 1/\eta$ , while condition (ii) holds if we set  $\eta^4 = 8x_c^2/Y_2$ . Expressing the Hamiltonian with the new  $(z, Z)$ -variables<sup>12</sup>, we find

$$H_\Lambda(z, Z) = Y_1 + \sqrt{2Y_2}(z^2 + Z^2 + c_0 z Z^2 + c_1 z^3 + c_2 z^4) + o(z^4), \quad (10.41)$$

where we see that our phase-space ellipses have indeed been circularized, and where we defined new coefficients  $(c_0, c_1, c_2)$  by

$$c_0 = \frac{8^{1/4}}{Y_2^{1/4} x_c^{1/2}}, \quad c_1 = \frac{8^{1/4} x_c Y_3 - 3Y_2}{3 x_c^{1/2} Y_2^{5/4}} \quad \text{and} \quad c_2 = \frac{8^{1/2} 12Y_2 - 4x_c Y_3 + x_c^2 Y_4}{12 x_c Y_2^{3/2}}. \quad (10.42)$$

One more time, we emphasize that, in the complete, 4-dimensional phase space, these coefficients all depend on  $\Lambda$ , through  $x_c(\Lambda)$  and  $Y_n(x_c(\Lambda))$ . Next, we simplify the  $(z, Z)$ -dependent part in the parentheses of (10.41).

<sup>12</sup>We would also need to change the angle  $\hat{\theta} \mapsto \hat{\theta} + \frac{\eta'(\Lambda)}{\eta(\Lambda)} \hat{x}$ , to ensure symplecticity in the 4D phase space.

### Flowing towards the BNF

For the moment, let us rewrite (10.41) in the form  $H = Y_1 + \sqrt{2Y_2}\tilde{H} + o(z^4)$ , where

$$\tilde{H}(z, Z) = z^2 + Z^2 + c_0 z Z^2 + c_1 z^3 + c_2 z^4. \quad (10.43)$$

As our final aim is to introduce polar-type coordinates, we would like  $\tilde{H}$ , a polynomial in  $(z, Z)$ , to be written solely as powers of  $\rho = z^2 + Z^2$ , which would then correspond to the radial part of the polar-type coordinates. The best way to massage  $\tilde{H}$  into this form is to make a transformation derived from the flow of another (polynomial) Hamiltonian  $\Phi$ . Let us take a moment to explain this method more clearly.

Using the flow of a secondary Hamiltonian can be viewed as a very general procedure to produce symplectic transformations  $(z, Z) \mapsto (\bar{z}, \bar{Z})$ . Let  $\Phi(z, Z)$  be some arbitrary Hamiltonian, and let  $\phi_t$  be the *flow* associated to  $\Phi$ , such that  $\phi_t : (z, Z) \mapsto (\bar{z}, \bar{Z}) = (z(t), Z(t))$ , where  $(z(t), Z(t))$  is the solution to Hamilton's equations for  $\Phi$ . For  $t = 1$ , the map  $\phi \equiv \phi_1$  is appropriately called the *time-one flow*, as it sends a point  $(z, Z) = (z(0), Z(0))$  (corresponding to some initial condition  $t = 0$ ) to some other point  $(\bar{z}, \bar{Z}) = (z(1), Z(1))$  (corresponding to its updated value at  $t = 1$ ). Choosing  $\Phi$  in the right way allows one to determine the dynamics between  $t = 0$  and  $t = 1$ , and thus select the image  $(\bar{z}, \bar{Z})$  of each point  $(z, Z)$ . By construction, this mapping  $\phi$  defines a symplectic transformation on the phase space, because it derives from a Hamiltonian system.

Returning to our problem, an explicit computation adapted from [608] (with a slight adjustment for the cross term  $zZ^2$  in (10.43) absent there) shows that if  $\tilde{H}(z, Z)$  is of the form (10.43), then the time-one flow  $\phi$  of a well-chosen<sup>13</sup>  $\Phi(z, Z)$  defines a set of coordinates  $(\bar{z}, \bar{Z})$  precisely such that the polynomial Hamiltonian (10.43) now reads, in the “bar” variables:

$$\bar{H}(\bar{z}, \bar{Z}) = \bar{z}^2 + \bar{Z}^2 + C(\bar{z}^2 + \bar{Z}^2)^2 + O(5), \quad (10.44)$$

where  $O(5)$  contains terms of order 5 or more in  $(\bar{z}, \bar{Z})$ , and  $C$  is expressed in terms of the constants appearing in (10.43), by

$$C = -\frac{3}{32}(5c_1^2 - 4c_2^2 + 2c_1c_0 + c_0^2). \quad (10.45)$$

We can now go back to the original Hamiltonian (10.41) and express it in the new variables  $(\bar{z}, \bar{Z})$ . To this end, we replace  $\tilde{H}(z, Z)$  in (10.41) (recall that  $H = Y_1 + \sqrt{2Y_2}\tilde{H} + o(z^4)$ ) by  $\bar{H}(\bar{z}, \bar{Z})$  as given in (10.44). We eventually find

$$H(\bar{z}, \bar{Z}) = Y_1 + \sqrt{2Y_2}(\bar{z}^2 + \bar{Z}^2) + C\sqrt{2Y_2}(\bar{z}^2 + \bar{Z}^2)^2 + O(5). \quad (10.46)$$

where  $C$  is a function of  $x_c$  given by combining equations (10.45) and (10.42). Expression (10.46) is then directly amendable to a BNF, as we show in the next paragraph.

<sup>13</sup>Explicitly,  $\Phi(z, Z) = b_1 Z z^2 + b_2 Z^3 + b_3 Z z^3 + b_4 z Z^3$ , where  $(b_1, b_2, b_3, b_4)$  are combinations of  $(c_0, c_1, c_2)$ , given by  $b_1 = -\frac{1}{2}c_1$ ,  $b_2 = -\frac{1}{6}(2c_1 + c_0)$ ,  $b_3 = \frac{1}{64}(9c_1^2 - 20c_2 - 3c_0(2c_1 + c_0))$ ,  $b_4 = \frac{1}{64}(15c_1^2 - 12c_2 - 5c_0(2c_1 + c_0))$ .



### Polar action-angle coordinates

The final step to extract the BNF of (10.46) is to promote  $\bar{z}^2 + \bar{Z}^2$  to an action variable, just as we did for the classical pendulum in Sec. 10.2.1. A classical technique [344] is to think of  $(\bar{z}, \bar{Z})$  as a kind of Cartesian-type coordinates and pass to (symplectic) polar coordinates, by setting

$$z = \sqrt{2\rho} \cos \varphi \quad \text{and} \quad Z = -\sqrt{2\rho} \sin \varphi, \quad (10.47)$$

where this expression is necessary to enforce symplecticity. Inserting into equation (10.46) the new coordinates  $(\rho, \varphi)$  gives us our final expression for the Hamiltonian

$$H(\rho, \varphi) = Y_1 + \sqrt{8Y_2\rho} + C\sqrt{32Y_2\rho^2} + o(\rho^2). \quad (10.48)$$

Now we can compute  $C = C(\Lambda)$  in terms of  $x_c$  and the  $Y_n$ 's from equations (10.45) and (10.42). The BNF  $N_1(\rho)$  of (10.48) is therefore

$$N_1(\rho) = Y_1 + \sqrt{8Y_2\rho} + \frac{1}{2} \left( \frac{4Y_3}{Y_2} + \frac{x_c}{3Y_2^2} (3Y_2Y_4 - 5Y_3^2) \right) \rho^2. \quad (10.49)$$

It should be noted that no assumption about the radial potential  $Y(x)$  has been made to derive this BNF. In particular,  $Y(x)$  is not required to be isochrone, and, much like in [608], this BNF is valid for any radial potential. We now turn to the derivation of the BNF for an isochrone potential.

### 10.2.3 BNF for an isochrone potential

In general, the strength and simplicity of a BNF is usually balanced by the (analytic) complexity involved in its derivation (see e.g. the BNF of the restricted  $N$ -body problem, [609, 610]). However, in the case of an isochrone potential, things are much simpler thanks to the symmetry at play. We explain, in this subsection, how to construct the BNF of the Hamiltonian in that particular, isochrone case. The simplicity of the argument should then be compared to the previous Sec. 10.2.2, where without the isochrone assumption the calculation was much more involved, and very close to that of [608].

We will follow the same steps used in Sec. 10.1.1. In particular, we start from the following result: if the potential is isochrone, the radial action  $J$  decomposes into a sum of two terms, one  $\xi$ -dependent and one  $\Lambda$ -dependent, as was shown in (10.5). For convenience we rewrite this as

$$J(\xi, \Lambda) = F(\xi) - G(\Lambda), \quad (10.50)$$

where  $F, G$  are two functions<sup>14</sup> verifying  $F'(\xi) = T(\xi)/2\pi$  and  $G'(\Lambda) = \Theta(\Lambda)/2\pi$ , since for any radial potential, (10.4) must hold. In Sec. 10.1.1 we had the explicit expressions of  $F$  and  $G$  (recall (10.7)) but these have been obtained by assuming what we are attempting to prove, namely the fundamental theorem of isochrony. As we shall see, these explicit forms are not required to make the computation.

Now let us fix a value of  $\Lambda$ , and solve equation (10.50) for the energy  $\xi$  in terms of the radial action  $J$ . Since that expression holds for any  $\xi$ , i.e. any numerical value of the

<sup>14</sup>We assume that  $F, G$  behave nicely so they can be differentiated and inverted on their domain of definition. We know this will be the case as we know their explicit form, cf. Eq. (10.6).

Hamiltonian  $H = \xi$ , we have just obtained  $H$  expressed in terms of the action  $J$ , at fixed  $\Lambda$ . This expression reads

$$H(J, z_J) = F^{-1}(G(\Lambda) + J), \quad (10.51)$$

where we have re-introduced the dependence on the radial angle variable  $z_J$  associated to the radial action  $J$ , for completeness. Let us emphasize one more time that, at this stage, we do not know the expressions of  $F, G$ . They can only be computed once the isochrone theorem is demonstrated. When this is done equations (10.50) and (10.51) will become (10.7) and (10.9), respectively.

As emphasized in the last section, for a given value of  $\Lambda$ , circular orbits are relative equilibria of  $H$  and correspond to  $J = 0$ . Let us then Taylor-expand (10.51) around  $J = 0$  and set  $H(0, z_J) \equiv \xi_c(\Lambda)$  as the energy of that circular orbit. We readily get

$$H(J, z_J) = \xi_c + \frac{1}{F'(\xi_c)}J + \frac{1}{2} \left( -\frac{F''(\xi_c)}{F'(\xi_c)^3} \right) J^2 + o(J^2). \quad (10.52)$$

We can now extract the BNF of the above Hamiltonian  $H(J, z_j)$ , which we denote by  $N_1(J)$ , such that  $H(J, z_J) = N_1(J) + o(J^2)$ . Using the property  $F'(\xi) = T(\xi)/2\pi$  one more time, we find

$$N_2(J) = \xi_c + \frac{2\pi}{T(\xi_c)}J + \frac{1}{2} \left( -\frac{4\pi^2 T'(\xi_c)}{T(\xi_c)^3} \right) J^2, \quad (10.53)$$

where  $T(\xi_c)$  is understood as the limit of  $T(\xi)$  when  $\xi \rightarrow \xi_c(\Lambda)$  for fixed  $\Lambda$ , since the radial period of a circular orbit can be ambiguous to define. Equation (10.53) is, for a given  $\Lambda$ , a BNF for  $H$ , but we emphasize that it holds *only if the potential is isochrone*, otherwise equation (10.50) (from which (10.53) follows) does not hold in the first place. With this second BNF at hand, we can finally turn to the applications, in the next and last section.

## 10.3 Three applications of the BNF

In this fourth and last section, we use the two BNFs (10.53) and (10.49) of the Hamiltonian describing a particle in an isochrone potential. By exploiting the equality between their respective Birkhoff invariants, we provide: (1) a proof of the fundamental theorem of isochrony (8.22), (2) a proof of the Bertrand theorem, and (3) a proof of the generalized Kepler's third law (10.6). These three items are presented in each of the three following subsections.

### 10.3.1 Fundamental theorem of isochrony

The two BNFs  $N_1$  and  $N_2$  derived in the previous section define two sets of three Birkhoff invariants (according to (10.33)), one for each BNF. They must be equal, by unicity of the BNF. From the first BNF (10.49), derived in the  $\rho$  action coordinate, their expression is

$$l_1 = Y_1, \quad b_1 = \sqrt{8Y_2}, \quad \text{and} \quad \mathfrak{B}_1 = \frac{4Y_3}{Y_2} + \frac{x_c}{3Y_2^2}(3Y_2Y_4 - 5Y_3^2), \quad (10.54)$$

where we emphasize that each of these invariants are  $\Lambda$ -dependent, through the derivatives of the potential  $Y_n = Y^{(n)}(x_c(\Lambda))$  and (twice the square of) the radius of the circular orbit  $x_c = x_c(\Lambda)$ . The second BNF (10.53) then provides an alternative expression

$$l_2 = \xi_c(\Lambda), \quad b_2 = \frac{2\pi}{T(\xi_c)}, \quad \text{and} \quad \mathfrak{B}_2 = -4\pi^2 \frac{T'(\xi_c)}{T(\xi_c)^3}, \quad (10.55)$$

where, once gain, they are  $\Lambda$ -dependent through the energy of the circular orbit  $\xi_c = \xi_c(\Lambda)$ . The invariants (10.55) are computed under the assumption that  $Y(x)$  (or equivalently  $\psi(r)$ ) is isochrone, while the invariants (10.54) are valid for any  $Y(x)$  (not necessarily isochrone). However, if we assume  $Y(x)$  isochrone, then (10.54) and (10.55) are the Birkhoff invariants of the same system (a particle of angular momentum  $\Lambda$  and energy  $H = \xi$  in an isochrone potential). Therefore, from now on we assume that  $Y(x)$  is isochrone, and derive the isochrone theorem (8.22) by exploring the consequences of the three equality's  $(\mathfrak{I}_1, \mathfrak{b}_1, \mathfrak{B}_1) = (\mathfrak{I}_2, \mathfrak{b}_2, \mathfrak{B}_2)$  in three steps, one for each order of invariants.

### Zeroth order invariant

The first equality  $\mathfrak{I}_1 = \mathfrak{I}_2$  provides a link between the energy of the circular orbit of angular momentum  $\Lambda$  and the first derivative of  $Y$ , namely:

$$Y'(x_c(\Lambda)) = \xi_c(\Lambda). \quad (10.56)$$

This equation is consistent with the construction of an orbit in the  $x = 2r^2$  variable, as we explained in figure 8.1. Indeed, a circular orbit of energy  $\xi_c$  corresponds the line  $y = \xi_c x - \Lambda^2$  being tangent to the curve  $Y(x)$ . Therefore, their respective slope must be equal at the tangency point  $x_c$ , hence  $\xi_c = Y'(x_c)$ . The other consequence of that equation is how  $\xi_c$  varies with respect to  $\Lambda$ . Indeed, we have

$$\frac{d\xi_c}{d\Lambda} = \frac{dY_1}{d\Lambda} = \frac{dx_c}{d\Lambda} Y_2, \quad (10.57)$$

where we note that the Leibniz rule must be used since  $Y_1$  depends only on  $\Lambda$  through  $x_c(\Lambda)$  (recall that  $Y_n \equiv Y^n(x_c)$  by definition). Equation (10.57) will be used below.

### First order invariant

The second equality  $\mathfrak{b}_1 = \mathfrak{b}_2$  implies a relation between the radial period and the second derivative of  $Y$  at  $x_c$ , namely

$$Y''(x_c(\Lambda)) = \frac{\pi^2}{2} \frac{1}{T(\xi_c(\Lambda))^2}. \quad (10.58)$$

Once we know  $Y(x)$ , this equation allows us to derive easily the generalization of the Kepler's third law of motion, which we saw back in (10.6). The other consequence of (10.58) is an equation for  $\mathfrak{B}_2$ . Indeed, differentiating (10.58) with respect to  $\Lambda$  readily gives

$$x'_c Y'''(x_c) = -\pi^2 \frac{d\xi_c}{d\Lambda} \frac{T'(\xi_c)}{T(\xi_c)^3}. \quad (10.59)$$

We see that (10.59) is very similar to the expression of  $\mathfrak{B}_2$  in (10.55). In fact, inserting (10.57) in (10.59) and comparing the resulting with (10.55) readily gives the relation

$$\mathfrak{B}_2 = \frac{4Y_3}{Y_2}, \quad (10.60)$$

where we used the fact that  $x'_c(\Lambda) \neq 0$ , which follows by differentiating (10.36) with respect to  $\Lambda$  to obtain  $x'_c x_c Y_2 = 2\Lambda$ . With equation (10.60) at hand we may finally complete the proof of the fundamental theorem of isochrony.

### Second-order invariant

Lastly, we insert in the equality  $\mathfrak{B}_1 = \mathfrak{B}_2$  the expression (10.60) for  $\mathfrak{B}_2$ , and the expression (10.54) for  $\mathfrak{B}_1$ , to conclude that

$$\frac{x_c}{3Y_2^2}(3Y_2Y_4 - 5Y_3^2) = 0. \quad (10.61)$$

Since  $x_c = 2r_c^2 \neq 0$ , the parenthesis must vanish. Recalling the notation  $Y_n = Y^{(n)}(x_c(\Lambda))$ , and since (10.61) should hold for any  $\Lambda$ , we may now let  $\Lambda$  vary continuously. By continuity of  $\Lambda \mapsto x_c(\Lambda)$ , the equation  $3Y_2Y_4 = 5Y_3^2$  is nothing but an ODE for the function  $x_c \mapsto Y(x_c)$ , i.e., the function  $Y$ . Therefore, at least on some open interval of  $\mathbb{R}_+$ , we must have

$$3Y^{(2)}Y^{(4)} = 5(Y^{(3)})^2. \quad (10.62)$$

It turns out that equation (10.62) is *the universal differential equation for parabolae*, in the sense that its solutions cover all and only functions  $Y$  whose curve  $y = Y(x)$  are parabolae in the  $(x, y)$  plane. A short proof of this statement is included in App. B.3.2. This concludes the proof of the isochrone theorem (8.22). Before going to the next paragraph, let us mention that (10.62) can be simply written as an ODE for the  $\Lambda$ -dependent Birkhoff invariants  $(\mathfrak{l}, \mathfrak{b}, \mathfrak{B})$  themselves, namely

$$\mathfrak{B} \frac{d\mathfrak{l}}{d\Lambda} = \mathfrak{b} \frac{d\mathfrak{b}}{d\Lambda}. \quad (10.63)$$

In fact we could have obtained (10.63) readily from the fact that  $\mathfrak{B}_2 \mathfrak{l}'_2 = \mathfrak{b}_2 \mathfrak{b}'_2$  (here a prime denotes  $d/d\Lambda$ ), which can be seen easily from (10.55). That the isochrone theorem follows from such a simple differential relation between the Birkhoff invariants constitutes a very nice and fundamental characterization of isochrony. More insight on (10.63) is provided in App. B.3.3.

### 10.3.2 Bertrand theorem

There is another fundamental result that we can derive from this formalism: the Bertrand theorem. As mentioned before, this was actually done in [608] and was the main motivation behind the present work. However, we would like to present it in the light of isochrony. Indeed: as we mentioned back in Chap. 7, the Bertrand theorem states that only the Harmonic and Kepler potentials generate closed and only closed orbits. But notice that both of these potentials are isochrone. Therefore, we expect the Bertrand theorem to be a corollary of the isochrone theorem (as was argued already in [588]). We prove the Bertrand theorem in two steps: first we show that a Bertrand potential  $Y(x)$  must be a power law (up to a linear term); and second, that it must be isochrone.

Let us consider the BNF (10.49), which holds for any radial potential  $Y(x)$ , including isochrone and Bertrand potentials. Let us write the corresponding Hamiltonian  $H(\rho, \phi, \Lambda, \vartheta)$  in the complete, 4D-phase space with the two pairs  $(\rho, \phi)$ ,  $(\Lambda, \vartheta)$  of action angle variables. We have seen that it reads

$$H(\rho, \Lambda) = \mathfrak{l}_1(\Lambda) + \mathfrak{b}_1(\Lambda)\rho + \frac{1}{2}\mathfrak{B}_1(\Lambda)\rho^2 + o(\rho^2), \quad (10.64)$$

where  $(\mathfrak{l}_1, \mathfrak{b}_1, \mathfrak{B}_1)$  are given in terms of  $Y(x_c(\Lambda))$  in (10.49). Associated to the action variables  $(\rho, \Lambda)$ , the corresponding frequencies  $(\omega_\rho, \omega_\Lambda)$  of this Hamiltonian thus read

$$\omega_\Lambda \equiv \frac{\partial H}{\partial \Lambda} = \frac{d\mathfrak{l}_1}{d\Lambda} + o(1), \quad \text{and} \quad \omega_\rho \equiv \frac{\partial H}{\partial \rho} = \mathfrak{b}_1(\Lambda) + o(1). \quad (10.65)$$

If  $Y(x)$  satisfies the Bertrand theorem, then all the orbits are closed in real space. In phase space, a closed orbit corresponds to a pair of actions  $(\rho, \Lambda)$  (recall figure 10.1) that defines a torus, on which the associated curve wraps around, but ultimately closes on itself. This is called a resonant orbit, i.e., an orbit for which there exists integers  $(k_\Lambda, k_\rho) \in \mathbb{Z}$  such that  $k_\Lambda \omega_\Lambda + k_\rho \omega_\rho = 0$ . Now, since *each and every* orbit must be closed for a Bertrand potential, this means that these integers  $(k_\Lambda, k_\rho)$  are actually independent of the pair  $(\rho, \Lambda)$ . In other words, there exists a  $Q \in \mathbb{Q}$  such that for all  $(\rho, \Lambda)$ ,

$$\omega_\Lambda(\rho, \Lambda) = Q \omega_\rho(\rho, \Lambda). \quad (10.66)$$

We emphasize that equation (10.66) should hold for any pair of actions  $(\rho, \Lambda)$ . In particular, (10.66) should hold for a given  $\Lambda$  in the limit  $\rho \rightarrow 0$  (quasi-circular orbits). According to (10.65), this means that

$$\frac{d\mathfrak{l}_1}{d\Lambda} = Q \mathfrak{b}_1. \quad (10.67)$$

It is rather remarkable that the Bertrand theorem is equivalent to such a simple condition, namely a differential equation for the Birkhoff invariants. We can solve this equation easily. First we insert the definitions (10.54) of  $\mathfrak{l}_1(\Lambda)$  and  $\mathfrak{b}_1(\Lambda)$  in terms of  $Y_1$  and  $Y_2$ . Then the calculation reads

$$(10.67) \Rightarrow x'_c Y_2 = Q \sqrt{8Y_2} \Rightarrow \Lambda^2 = 2x_c^2 Q^2 Y_2 \Rightarrow x_c Y_1 - Y = 2x_c^2 Q^2 Y_2, \quad (10.68)$$

where in the first step we differentiated with the Leibniz rule (much like in (10.57)), in the second step we squared and used  $x'_c x_c Y_2 = 2\Lambda$  which we obtain by differentiating (10.36) with respect to  $\Lambda$ , and in the last step we used (10.36) once more to remove  $\Lambda$ . Much like equation (10.61) can be seen as an ODE for  $x_c \mapsto Y(x_c)$ , the rightmost equation in (10.68) is an ODE too, in which  $Q \in \mathbb{Q}$  is a parameter. The solution to this ODE is simply found as

$$Y(x) = C_1 x + C_2 x^K, \quad \text{with} \quad K \equiv \frac{1}{2Q^2}, \quad (10.69)$$

with two integration constants  $(C_1, C_2) \in \mathbb{R}^2$ . The linear term  $C_1 x$  corresponds to the addition of a constant in the potential  $\psi(r)$  (recall  $Y(2r^2) = 2r^2 \psi(r)$ ). As it does not affect the dynamics, we leave it aside and set  $C_1 = 0$ .

On the one hand, we have shown that if  $Y(x)$  is a Bertrand potential, then according to equation (10.69) it must be a power law. On the other hand, it is clear that a Bertrand potential must be isochrone: if all bounded orbits are closed, then the apsidal angle  $\Theta(\xi, \Lambda)$  must be a constant, rational multiple of  $2\pi$ . In particular, as a constant function it is also independent of the energy  $\xi$  of the particle. But this characterizes isochrony. Consequently, a Bertrand potential must, at once, have the form of a power law and that of a parabola. The only parabolae that verify this property are either the square root  $Y \propto \sqrt{x}$  or the quadratic  $Y \propto x^2$ . In terms of the variable  $r$ , this means that either  $\psi(r) \propto 1/r$  (the Kepler potential), or  $\psi \propto r^2$  (the Harmonic potential). Moreover, according to (10.69), these two cases correspond to  $K = 1/2$  and  $K = 2$ , i.e. to  $Q = 1$  or  $Q = 1/2$ , respectively. In light of the link between the apsidal angle  $\Theta$  and the ratio of Hamiltonian frequencies (10.12), we recover the classical formulae  $\Theta = 2\pi$  for the Kepler ellipses, and  $\Theta = \pi$  for the Harmonic ellipses.

### 10.3.3 Isochrone Kepler's Third Law

As a final application of the BNFs, let us consider once more the equality  $\mathfrak{b}_2 = \mathfrak{b}_1$ , which was written explicitly in terms of  $Y$  in (10.59). Re-arranging this equation provides, for

any  $\Lambda$ ,

$$T(\xi_c(\Lambda))^2 = \frac{\pi^2}{2} \frac{1}{Y''(x_c(\Lambda))}. \quad (10.70)$$

But now, recall the initial definition of isochrone potentials:  $T$  should be independent of  $\Lambda$ . Although here the equation holds for the circular orbit of energy  $\xi_c$ , there exist other, non-circular orbits with the same energy. Geometrically, they can be constructed by translating the line  $y = \xi_c x - \Lambda^2$  upward on figure 8.1. By construction, all these orbits (defined by the translation) only see their angular momentum change, not their energy (a translation preserves the slope). Consequently, their radial period (squared) is numerically equal to (10.70). Summarizing, we can now write that an orbit of energy and angular momentum  $(\xi, \Lambda)$  has a radial period  $T(\xi)$  given by

$$T(\xi) = \frac{\pi}{\sqrt{2}} \frac{1}{\sqrt{Y''(x_c(\xi))}}, \quad (10.71)$$

where now  $x_c(\xi)$  denotes the abscissa of the circular orbit with energy  $\xi$ , obtained by a downward translation (cf figure 8.1). Equation (10.71) is in complete agreement with formula the other form of Kepler's third laws given in App. C.2.1, where  $T$  was expressed in terms of the radius of curvature  $R_c$  of the parabola at the point of abscissa  $x_c$ . Recalling the link between curvature and the second derivative for explicit curves, equality between the two formulae follows. To obtain the general expression (10.6) in terms of  $\xi$  and the parabola parameters  $(a, b, c, d, e)$ , one simply needs to compute the second derivative of a given parabola  $Y(x)$ , evaluate it at  $x_c$  and insert the result in (10.71). The result (10.6) follows immediately.

## A last historical note

We end this chapter with an historical note that involves both Hamiltonian mechanics and Huygens, closing the second part of this thesis just as it started, in Chap. 7. This note starts with a question. *How come that, in analytical mechanics, the conserved mechanical energy of a system, which is the most fundamental quantity of interest, is denoted  $H$ ?* This is easy. It is because it refers to the *Hamiltonian* of the system. Another question then. *Who introduced that notation for the first time?* Again, a quick search reveals that it is Joseph Louis Lagrange, who used it first in the second edition of his masterwork “*Mécanique Analytique*”, in 1811. A last question. *How old was Sir William Rowan Hamilton in 1811?* The answer is: *five years old*.

Although it is clear that Hamilton would have earned this privilege for his work on analytical mechanics (it is him who brought considerable novelty and valuable insight on Lagrange's work), the letter  $H$  was not dedicated to him. Did Lagrange chose  $H$  for lack of a better letter? No, either. In fact, a careful inspection of Lagrange's work reveals that he did dedicate this letter  $H$  to someone. That someone is none other than Christian Huygens. Indeed, as Lagrange mentions in his treatise, it his Huygens who proposed, for the first time, in his *Horlogium Oscillatorium* (again!), to use what we know call the conservation of energy, to solve a mechanical problem. Lagrange knew Huygens' work very well, and makes many references to his brilliant idea throughout his writings.

This misuse of the letter  $H$  is not very well-known. It seems to have been first described by Jean-Marie Souriau in 1986 [550], and also by Patrick Iglésias in 1998 [614, 615]. These

two accounts are based on Lagrange’s printed work, and one may argue that we can never now for sure if Lagrange used that letter himself in his notes, and that the printer decided to chose the letter  $H$ . However, recently, a lost manuscript of Lagrange’s second edition of *Mécanique Analytique* was found again, hidden in the library of the École Nationale Supérieure des Techniques Avancées (ENSTA). In this particular copy, a leaflet can be found at the very end of the manuscript, in the binding of the book. On it, written from Lagrange’s own hand, we can see a reference to the “vis-viva” constant of Huygens (the mechanical energy), just above the equation  $T + V = H$ , as depicted in Fig. 10.4. This book was given to the school by its owner, Jacques Binet<sup>15</sup>, who hand wrote on the cover page that “the handwritten leaflet at the end of the manuscript is from the author himself”.




Figure 10.4: The leaflet added to Binet’s copy of Lagrange’s second edition of the *Mécanique Analytique*. We see the equation  $T + V = H$  and a reference to Huygens’ conservation of energy in the text above it. The gloved fingers belong to Jérôme Perez [616].

Of course, it is far too late to begin calling  $H$  the Huygensian of the system, and it will probably be called the Hamiltonian forever. Nevertheless, we see from this story a version of Arnold’s theorem at work again: *if something is named after someone in science, then it is most probable that this someone did not discover nor invent it first*. Of course, this theorem from Arnold applies to itself as well.

<sup>15</sup>The same Binet who pointed out that the two-body problem is a harmonic oscillator when written in terms of the (now eponymous) variable  $u \equiv 1/r$ .

# Conclusions

**T**O conclude this manuscript, we come back to the main results derived in this work. We also discuss a number of research prospects associated to each of them and emphasize on potential applications.

## The First Law of Mechanics in General Relativity

The first chapter of this manuscript contained a number of historical references. Although there is nothing there that cannot be found elsewhere with greater details, some of these historical references are perhaps not that well-known, and some figures may be of interest for pedagogical purposes. In any case, the point was to give some context to this work, and understand how our results fit into the bigger picture that is GW astronomy. Speaking of Chap. 1 and conclusions, I take this opportunity to reveal the “mystery” behind Fig. 1.3. Although this lithography depicts the properties and orbits of the (never to be found) planet Vulcan, it is also dated from 1846 (rectangular inset), namely 13 years before Le Verrier proposed it to the French Academy of Sciences for the first time [66]. Several experts on this topic and period of astronomy (including Guy Bertrand, David Aubin and Bill Sheehan) admitted never having seen this map and be somewhat baffled by it, having no convincing explanation as to the presence of Vulcan so early. References on this map can be found [here](#), and any reader with the slightest piece of information is encouraged to contact me for further investigation. Solving the “mystery of the 1846 Vulcan map” would be an exciting side project which I intend to pursue with historians of physics at the Paris Observatory.

New material starts to appear in Chap. 2. Even though all approximation schemes discussed there are not new, we tried to add value to the discussion by comparing their main assumptions and outputs, and pointing out their unequal but overlapping range of applicability. In particular, emphasis was made on their complementarity: some of them take as an assumption the fact that we can describe an extended body by a point particle whereas others have this as an output; and some of them, based on SEM conservation, are a priori incompatible with the description of black holes; etc. In fact, we believe that an overall, thorough comparison analysis of all these relativistic approximation schemes would be of value, and could be an interesting line of research to explore. Regarding other prospects, we mention the possibility of extending Tuclzyjew’s reduction scheme to higher multipolar orders. Indeed, we believe that the calculation at dipolar order (App. A.4) and quadrupolar order (cf. [343]) could be made systematic with the help of some computer algebra software. Currently, it seems that there is no obvious rule regarding the structure of higher order multipoles, derivatives and coefficients in the formula for a generic multipolar SEM tensor, contrary to the evolution equations, cf. [319]. This computer-assisted method could shed some light on this issue, and may show an interesting interplay between physics



and combinatorics. Lastly, although straightforward to derive, the consequences of the evolution equations at any multipolar order (with a generic force and torque sourcing the equation of motion and precession), are given in App. A.4.4 and have not been written down before, to our knowledge. It would be interesting to examine these equations further to understand how each multipole contributes to the conservation laws.

In Chap. 3, we motivated, using leading-order post-Newtonian results for a two-body system, our need for the introduction of a helical Killing vector  $k^a$ . This strategy has been known and applied for a long time, in particular for corotating, extended-objects binaries and points particles. The main use of this helical Killing vector is the central identity

$$k^a|_{,\gamma} = zu^a, \quad (10.72)$$

where  $u^a$  is the body's four-velocity, which mathematically encodes the circular motion of the body within the spacetime geometry at once. Our main result in this chapter is a covariant proof that the mere existence of a Killing vector enforces this equation automatically. In other words, given a helical spacetime and a multipolar point particle within it, it readily follows from a calculation that Eq. (10.72) holds. Additionally, we showed that this setup enforces a number of geometrical constraints on the multipoles equipping the particle, namely their Lie-dragging along  $k^a$ :

$$\mathcal{L}_k p^a = 0, \quad \mathcal{L}_k S^{ab} = 0 \quad \text{and} \quad \mathcal{L}_k J^{abcd} = 0, \quad (10.73)$$

with the four-momentum  $p^a$ , spin tensor  $S^{ab}$  and quadrupole tensor  $J^{abcd}$  of the particle. These results, which are expected to hold at any multipolar order, are of primary importance for subsequent chapters, but could also be used as a starting point to measure the effect of approximate isometries. In particular, given a spacetime that contains an "approximate" Killing vector (in a sense to be precised), our calculation could be repeated to see how the constraints (10.72) and (10.73) are modified. This could have potential applications in black hole perturbation theory, where the background isometries of the black hole are "slightly" broken by, say, a secondary object of any other type of field. Again, this could be of some interest to some groups, and we leave this as an interesting research prospect.

Chapter 4 discusses several of the plethora of forms that the first law of mechanics takes in the literature, depending on the context in which it is derived and/or used. Again, the added value here is to gather in a single place all these first laws and their associated references. We hope that it can be helpful as it is, and a more profound review could be of value for the community. However, the most important new result of Chap. 4 is found in Sec. 4.3, where we derive a general first law of mechanics valid for arbitrary, non-vacuum, helically isometric spacetime

$$\delta M - \Omega \delta J = \delta \int_{\mathcal{S}} \varepsilon_{abcd} T^{de} k_e - \frac{1}{2} \int_{\mathcal{S}} \varepsilon_{abcd} k^d T^{ef} \delta g_{ef}, \quad (10.74)$$

where  $T^{ab}$  is the SEM tensor of the fields in this spacetime and  $\mathcal{S}$  any spacelike surface transverse to  $k^a$ . This first law generalizes that of Friedmann, Uryū and Shibata [381] for perfect fluids. Because the formalism from which it is derived [470, 497] is very general, it should be straightforward to obtain a number of variations of this law, e.g., by adding other fields, or extend it to alternative (diffeomorphism-invariant) theories of gravity. The resulting first law should then include additional terms encoding deviations from GR,

and could be used in the context of approximation schemes within alternative theories of gravity. Comparison to, say, post-Newtonian results within alternative theories of gravity could then be performed as a validity check for both results. Discussions on the matter have already been initiated.

In Chap. 5, we have combined all ingredients from previous chapters to derive a covariant, SSC-independent, first law of mechanics for dipolar particles. The coefficients appearing in the first law are shown to be related to the helical Killing field in a natural way. We also derived another, simpler formulation of that same law under the SSC assumption  $u_a S^{ab} = 0$ , and a further one only involving scalar quantities, valid up to linear order in the spin. These laws read

$$\delta M - \Omega \delta J = \sum_i \left( z_i \delta m_i - \frac{1}{2} \nabla_a k^b \delta S_{i\,b}^a - k_a \delta \dot{D}_i^a - \frac{1}{2} \dot{D}_i^a \delta k_a \right) \quad (10.75a)$$

$$\stackrel{\text{SSC}}{=} \sum_i \left( |k|_i \delta m_i - \frac{1}{2} (\nabla_a k^b) \delta S_{i\,b}^a \right) \quad (10.75b)$$

$$\stackrel{\text{SSC}}{=} \sum_i \left( |k|_i \delta m_i - |\nabla k|_i \delta S_i \right) + O(S_i^2), \quad (10.75c)$$

respectively. We also showed that this law coincides (with the SSC and in the linear-in-spin limit) with the pre-existing first law for spinning particles derived in the Hamiltonian framework [405]. Although quadratic-in-spin corrections from quadrupolar contributions should be added for a self-consistent result, let us mention that our dipolar first law contains, by construction, all spin nonlinearities from the dipolar sector. Therefore, the first law for spinning particles accounting for all quadratic-in-spin effects only necessitates the computation of this quadrupolar contribution. Since non-linear spin effects are relatively well-understood in post-Newtonian theory, explicit verification of the first law is feasible. This PN verification is currently underway at dipolar order.

In that respect, we presented in Chap. 6 a number of preliminary but promising results regarding these extensions to quadrupolar order. In particular, we completed the derivation of one of the two integrals that enter the first law, namely the integral  $I$  in  $\delta M - \Omega \delta J = -\delta I + \frac{1}{2} K$  (cf. Eq. (10.74)). Remarkably, this calculation does not require an explicit formula for the quadrupole  $J^{abcd}$  entering the description of the binary. Given the general mass-momentum-stress decomposition (6.2) of  $J^{abcd}$ , these contributions are given in Eqs. (6.30), (6.34) and (6.35), respectively. Although in the current state of our work this result needs to be double-checked, our confidence in it is rather high, owing to the fact that any non-covariant term (e.g., involving a dependence on the integration hypersurface  $\mathcal{S}$  through the extrinsic curvature) present throughout the calculation vanishes identically at the end, based on very general symmetry arguments, and as should be expected. This integral, quadrupolar first law, when taken in the dipole limit, was compared to (and found to agree with) that found in the literature for spinning point particles [405]. Lastly, based on these results, we anticipated the final expression for the variational first law at quadrupolar order, in the particular case of a spin- and tidally-induced quadrupole:

$$\delta M - \Omega \delta J \stackrel{!!}{=} \sum_i z_i \left( \delta m_i - \omega_i \delta S_i + E_i^S \delta(\kappa_{2,i} \mathcal{Q}_i) + \mathcal{E}_i \delta(\mu_{2,i} \mathcal{E}_i) + \mathcal{B}_i \delta(\sigma_{2,i} \mathcal{B}_i) \right) \quad (10.76)$$

where the notations are defined in Chap. 6, Sec. 6.3. Regarding applications of this result, a first step would be to use the first law as a comparison tool, as we presented in

Chap. 4. In particular, results for these spin and tidally-induced quadrupoles effects in the post-Newtonian expansions of quantities appearing in the first law are already available. For example, the work [617] contains the expressions for the binding energy and total angular momentum of a circular binary with spin-aligned spins, in terms of the polarizability constants  $(\mu_2, \sigma_2)$ , see Eqs. (6.5) and (6.6) there<sup>16</sup>. Regarding the spin-induced quadrupole, [319] contains similar PN expressions in terms of the constant  $\kappa_2$  and could be used to verify our first law including our entire quadrupolar model. We note that these two references also contain octupolar (tidal and spin) contributions, which could be of interest if the first law were to be extended at this order. In practice, all these polarizability coefficients measure finite-size effects in binary systems of primary importance for the future of GW astronomy. Indeed, these “measurements” of the polarizability constants will put strong constraints on the equation of state of neutron stars in the supra-nuclear regime [618,619], which cannot be tested in current laboratory experiment. These imprints left in the gravitational waveform of tidally-deformed objects have already been observed, in particular following the binary neutron-star merger event GW170817 [280,620,621].

Lastly, on more theoretical grounds, it would be very interesting to examine how the generalized Killing field formalism (touched upon in Chap. 2, Sec. 2.2.3) could be used to redo, and possibly simplify, our calculations. Indeed, this framework takes advantage of the existence of generalized Killing fields, and seems to be a natural choice in the context where one has a true Killing field, such as in our context. If our calculations are to be extended to octupolar order, the GKF formalism could be more adapted to handle these high (multipolar) order calculations, which are already intricate at quadrupolar order, at least in our formalism.

## Isochrone Orbits in Newtonian Gravity

The last four chapters of this manuscript presented our result regarding the solution of a problem posed by Michel Hénon: determining all isochrone potentials and studying orbits therein. In the first of these chapters, Chap. 7, we gave an overview of a related problem, solved by Huygens: the isochrone pendulum. As we pointed out several times, Huygens’ solution contains a number of similarities with ours. This is expected, as both problems can be rephrased as, broadly speaking, “find a curve  $y(x)$  such that a functional  $T[y]$  is independent of one of the parameters of the problem”. It would be very interesting to make a more complete dictionary between these two problems, and to study higher-dimensional versions of them. We will come back to these similarities below for Chap. 10.

In Chap. 8, we provided a complete classification of the set of isochrone potentials, which we split into five families, as summarized in Fig 8.8. To obtain this classification, we first had to rewrite the integral definition of the radial period as the Hénon’s formula

$$T(\xi) = \frac{\pi}{4} \frac{x_A - x_P}{\sqrt{\Lambda_C^2 - \Lambda^2}}, \quad (10.77)$$

which expresses the radial period as the ratio between two directly measurable (geometrically speaking) quantities built out of chords and tangents to the isochrone potential.

<sup>16</sup>It was shown in that same reference that the first-law corollary  $\partial_\Omega E - \Omega \partial_\Omega J = 0$  holds at the PN level considered in the paper, which includes both spin- and tidally-induced quadrupole considered in our work.

With this geometrical rephrasing of isochrony, it was then possible to use Archimedes' characterization of parabolae to deduce the fundamental theorem of isochrony, namely

$$\psi \text{ is isochrone} \quad \Rightarrow \quad y = x\psi(\sqrt{x/2}) \text{ is a parabola.} \quad (10.78)$$

We then use this correspondence between parabolae in the plane (parameters  $(a, b, c, d, e)$ ) and isochrone potentials to find and classify them, into five distinct families (parameters  $(\epsilon, \lambda, \omega, \mu, \beta)$ ). Two of them are the most well-known, academic potentials (Harmonic and Kepler), the third is that of Hénon, the fourth one (Bounded), was found in [588], and the fifth one (Hollow) was put forward in this work. All these potentials exhibit a plethora of features and would be of great interest to act as toy-models for astrophysical systems or confined quantum systems, as pointed out in [2].

Having shed light on the nature of isochrone *potentials* in Chap. 8, we could then turn to the analysis of isochrone *orbits* in Chap. 9. Two of the most important results in that chapter were the generalization of Kepler's third law for both the radial period and the apsidal angle to all isochrone orbits:

$$T^2 = -\frac{\pi^2}{4} \frac{\delta}{(a + b\xi)^3}, \quad \text{and} \quad \frac{\Theta^2}{\pi^2 \Lambda^2} = \frac{2b^2 \Lambda^2 - d}{b^2 \Lambda^4 - d\Lambda^2 + e} + \frac{2b}{\sqrt{b^2 \Lambda^4 - d\Lambda^2 + e}}, \quad (10.79)$$

which allows for a definitive check that these potentials are isochrone ( $T$  does not depend on  $\Lambda$ , nor  $\Theta$  on  $\xi$ ); and the explicit, closed-form expression of the polar coordinates  $(r, \theta)$ , given in Sec. 9.2.4. These formulae have been checked to agree with a direct, numerical integration of the equations of motion (cf. App. C.1.1). In particular, in Figs. 9.4 through 9.7, both the analytical and numerical orbits are plotted and indistinguishable from one another. To derive this analytical solution, we proposed a geometrical method that consisted in working in the Hénon plane, and mapping arcs of parabolae to one another. As this geometrical method does not rely on the isochrone nature of the potentials, it could be implemented for other types of dynamical systems, in the case where a family of potentials is in a one-to-one correspondence with a set of curves stable under an invertible group of transformations. This represents an interesting line of research to obtain analytical results for otherwise complicated equations of motion. This method could also be used to explore "distance" to isochrony, since any non-isochrone potential  $Y(x)$  can always be written as  $I(x) + f(x)$ , where  $I(x)$  is an isochrone potential (and thus an arc of parabola) and  $f(x)$  an arbitrary function. When  $f(x)$  is small (in some sense to be precised) then the curve  $Y(x)$  is approximately a parabola and all results derived in this work could be appropriately modified. This could be helpful for a stability analysis of isochrone orbits, or to study other problems altogether (the geodesic motion of a particle in the Schwarzschild metric being one example of a "Kepler + perturbation" case.)

Lastly, we mention another exploration that did not make it into the manuscript, but otherwise provided interesting results. Since all isochrone orbits are arcs of parabolae in the plane, constants of motion associated to this orbit should have an invariant formulation, i.e., an expression in terms of geometrical quantities whose numerical value does not change when going from a family of orbits to another. For instance, the Euclidean group maps parabolae arcs to parabolae arcs. Therefore any physical quantity related to an orbit can be written in terms of the Euclidean invariants of the locus of points made of a parabola and a line. Such locus of points is a particular case of degree-three algebraic curve, and the theory of Euclidean invariants are rather involved. Thankfully, Euclidean invariants of parabolae are well-known (see the very nice article of MacDuffee [622]) and

can easily be generalized to account for the “parabola+line” nature of this curve. Writing an expression for the physical, orbital invariants in terms of mathematical, Euclidean invariants of these curves does give very interesting (but preliminary) results, and these should be investigated further.

The last chapter on isochrony, Chap. 10, contains a revisit of the problem, with an Hamiltonian approach. This investigation needed to be done to fully understand the symmetries at play in isochrone mechanics. In particular, isochrone potentials are those for which the Hamiltonian of a test particle takes the form

$$H(J, \Lambda) = -\frac{a}{b} - \frac{\delta}{b(2bJ + R(\Lambda))^2}, \quad (10.80)$$

in terms of the natural action-angle variables  $(J, \Lambda)$  of this (spherically symmetric) problem. The equations of motion derived from this Hamiltonian revealed that the notion of eccentric anomaly and eccentricity, defined usually for the Keplerian ellipse, both admit a generalization to all isochrone orbits. Although a direct, geometrical construction of this eccentric anomaly (like for the Keplerian case) could not be found, we have to mention the particular structure of the parametric solution (10.22) and (10.27), which take the (schematic) form  $r(E) = \sqrt{r_+(E)r_-(E)}$  and  $\theta(E) = \theta_+(E) + q\theta_-(E)$ , where  $q \in \mathbb{Q}$  and, remarkably, each pair  $(r_\pm, \theta_\pm)$  depicts a Keplerian ellipse, in the Keplerian eccentric anomaly parametrization (the Keplerian case corresponds to  $r_+ = r_-$  and  $q = 0$ .) This peculiarity would need to be investigated further, in particular to shed some light on the nature of this angle  $E$  in the case of isochrone, but non-Keplerian, orbits.

To conclude once and for all this last chapter, and perhaps most importantly regarding our work on isochrony, the Hamiltonian analysis of the isochrone problem culminated in two results. First, the derivation of the Kepler equation valid for all and any isochrone orbit, in the form

$$\Omega t = E - \epsilon \sin E, \quad (10.81)$$

with the parameter  $\epsilon$  vanishing for circular orbits and satisfying  $0 < \epsilon < 1$  for non-circular ones, and  $\Omega$  being the radial frequency  $2\pi/T$ . These quantities are expressed simply in terms of the parameters  $(a, b, c, d, e)$  and  $(\xi, \Lambda)$  (cf. Eq. (10.19)) and give a complete solution to the problem of motion in any isochrone potential. Second, the explicit computation of the Birkhoff normal form of the system. The careful analysis of the (three first) Birkhoff invariants of this normal form revealed the profound link between parabolae and isochrony. Quite remarkably, the third Birkhoff invariant

$$\mathfrak{B} = \frac{4Y_3}{Y_2} + \frac{x_c}{3Y_2^2}(3Y_2Y_4 - 5Y_3^2), \quad (10.82)$$

encodes the universal ODE for parabolae in its second term. Since, as we showed, isochrony implies that  $\mathfrak{B}_1 = 4Y_3/Y_2$ , this second term vanishes, implying that  $Y(x)$  satisfies this ODE, and hence is a parabola. As a direct corollary, we showed that the Birkhoff invariants also contain the Bertrand theorem, and the (generalized) Kepler’s third law. The power of Hamiltonian mechanics revealed the deep connection between the symplectic nature of this problem of mechanics and its Euclidean counterparts involving parabolae and their chords.

The implications of the previous result (and in particular our method) are numerous. First, although we have not done it yet, we strongly suspect that the same treatment

---

(Birkhoff normal form, Birkhoff invariants and an ODE) should give a very elegant solution to Huygens' isochrone pendulum. Indeed, much like parabolae, cycloids, which are the unique set of (symmetric) solution to the isochrone pendulum problem, admit a universal ODE, of the form  $YY'' + Y = \text{const.}$ . It should be straightforward to show that this ODE is encoded in the Birkhoff invariant of the pendulum Hamiltonian. Second, this Hamiltonian approach seems to be the most natural to generalize the isochrone problem to axially (and not merely spherically) symmetric potentials. This would induce another dimension to the orbit (not confined in a plane) but also an additional constant of motion, hence an integrable problem. Construction of angle-action variables are well-known in this case, and it should not be too difficult to generalize the normal form calculation. Third, although this was not included in the manuscript, the expression for the Birkhoff invariants in an isochrone potential can be actually computed at any order in the normal form. We do not know if such analytic result, valid at any order in the normal form, is of any interest, but it may be one of the rare case where it is available analytically. We leave all these ideas for future explorations of the ever-expanding Land of Isochrony.



# Appendices







# Lorentzian geometry

## A.1 Unicity of the field equations

In Chap. 1, Sec. 1.1.2, we presented, among other things, the Einstein field equation that characterizes GR, and Lovelock's theorem, which states the uniqueness of this equation under very natural requirements. In the literature, we find other names associated to Lovelock's theorem, among which Vermeil, Cartan and Weyl stand out. Below is a brief account on this priority (non-)issue.

- First of all, it is to be said that Einstein (probably thanks to Grossmann) and Hilbert both claim the unicity result as a motivation for the final form of the field equation, without giving a proof [623].
- Hermann Vermeil showed in 1917 that the Ricci scalar  $R$  is the only scalar field that is linear in the second derivative of  $g_{ab}$ , for manifolds of any dimensions [624]. It should be noted that this work by Vermeil was actually motivated by his mentor Felix Klein at the Göttingen university, directly following conversations between Felix Klein, Emmy Noether and David Hilbert about invariance and conservation laws [625]. At that time Hilbert had already derived the Einstein equation from an action principle, of which the Lagrangian was purely and simply the Ricci scalar; whence Vermeil and Klein's motivations.
- Hermann Weyl reproduced Vermeil's proof (in English) for the four-dimensional case in his treatise 1922 [626].
- The same year, Élie Cartan [627], working at the level of the field equations, showed that the only tensor that is symmetric and linear in the second derivatives of the metric tensor is a linear combination of  $g_{ab}$ ,  $Rg_{ab}$  and the Ricci tensor  $R_{ab}$ . He also showed that enforcing the divergence-free condition imposes that  $g_{ab}$  and  $Rg_{ab}$  must combine in the Einstein tensor<sup>1</sup>.

---

<sup>1</sup>Joël Merker provides a nice revisit of Cartan's work on the Einstein equations, with additional mathematical details and physical applications in [627].

- Finally, David Lovelock showed in a four-papers program [39, 628–630] the strongest unicity result, relaxing most of Cartan’s assumptions. Lovelock acknowledges Cartan’s theorem and points out the differences between their work. Lovelock proved, in particular, that symmetry is not required and is a consequence of the four-dimensionality of spacetime. He also showed that asking for a mere dependence in second-order derivatives is sufficient, as the result is then linear in these. For a revisited, easier-to-read proof of Lovelock’s work, see [631]. Note that Weyl also mentions that linearity is a consequence, not an assumption, at the very end of App. II of his treatise [626], but no proof nor reference is given there.

## A.2 Killing fields and bitensors

We provide a number of important mathematical results used especially in Chap. 3 when working with a Killing vector field.

### A.2.1 Kostant formula

Combining the defining property of the Riemann tensor with Killing’s equation (3.8) yields

$$\nabla_{ab}\xi_c + \nabla_{bc}\xi_a = R_{abc}{}^d \xi_d. \quad (\text{A.1})$$

Performing a cyclic permutation on the indices  $a, b, c$ , and considering the linear combination  $(abc) + (cab) - (bca)$ , we readily obtain

$$2\nabla_{ab}\xi_c = (R_{abc}{}^d + R_{cab}{}^d - R_{bca}{}^d)\xi_d = -2R_{bca}{}^d \xi_d, \quad (\text{A.2})$$

where the algebraic symmetry property  $R_{[abc]}{}^d = 0$  was used in the last equality. Finally with  $R_{bca}{}^d = -R_{cba}{}^d$  we obtain the Kostant formula

$$\nabla_{ab}\xi_c = R_{cba}{}^d \xi_d, \quad (\text{A.3})$$

or equivalently  $\nabla_{ab}\xi^c = R_{dab}{}^c \xi^d$ . Equation (A.3) implies that the 2-form  $\nabla_a \xi_b = \nabla_{[a} \xi_{b]}$ , as well as its norm  $|\nabla \xi|$ , are conserved along the integral curves of  $\xi^a$ . Indeed, by virtue of the antisymmetry of the Riemann tensor with respect to its last two indices,

$$\xi^c \nabla_c \nabla_a \xi_b = -R_{abcd} \xi^c \xi^d = 0. \quad (\text{A.4})$$

### A.2.2 Commutation of the covariant and Lie derivatives

In this subsection we prove that, for any tensor field, the Lie derivative operator  $\mathcal{L}_\xi$ , such that  $\mathcal{L}_\xi g_{ab} = 0$ , commutes with the metric-compatible covariant derivative operator  $\nabla_c$ , such that  $\nabla_c g_{ab} = 0$ . First, consider a tensor field  $T^N$  of type  $(n, 0)$ , where  $N \equiv c_1 \cdots c_n$  denotes an abstract multi-index with  $n$  indices. By definition of the Lie derivative operator in terms of the Levi-Civita connection, we have

$$\mathcal{L}_\xi T^N = \xi^e \nabla_e T^N - \sum_{i=1}^n T^{N_e} \nabla_e \xi^{c_i}, \quad (\text{A.5a})$$

$$\mathcal{L}_\xi \nabla_a T^N = \xi^e \nabla_{ea} T^N - (\nabla^e T^N) \nabla_e \xi_a - \sum_{i=1}^n (\nabla_a T^{N_e}) \nabla_e \xi^{c_i}, \quad (\text{A.5b})$$

where we used the shorthand  $N_e \equiv c_1 \cdots e \cdots c_n$ , with the abstract index  $e$  at the  $i$ th slot. Taking the covariant derivative of the first equation yields a formula that will be shown to be identical to Eq. (A.5b). Indeed,

$$\nabla_a \mathcal{L}_\xi T^N = (\nabla_a \xi^e) \nabla_e T^N + \xi^e \nabla_{ae} T^N - \sum_{i=1}^n (\nabla_a T^{N_e}) \nabla_e \xi^{c_i} - \sum_{i=1}^n T^{N_e} \nabla_{ae} \xi^{c_i}. \quad (\text{A.6})$$

By Killing's equation, the first term of (A.6) is identical to the second term of (A.5b). Since (A.6) and (A.5b) share the same third term, we get the following expression for their difference:

$$(\nabla_a \mathcal{L}_\xi - \mathcal{L}_\xi \nabla_a) T^N = 2\xi^e \nabla_{[ae]} T^N - \sum_{i=1}^n T^{N_e} \nabla_{ae} \xi^{c_i}. \quad (\text{A.7})$$

Then, we apply the defining property of the curvature tensor to the first term on the right-hand side of (A.7), we use  $R_{aeb}{}^{c_i} = -R_{eab}{}^{c_i}$ , and rename some indices to obtain

$$(\nabla_a \mathcal{L}_\xi - \mathcal{L}_\xi \nabla_a) T^{c_1 \cdots c_n} = \sum_{i=1}^n T^{c_1 \cdots e \cdots c_n} (R_{bae}{}^{c_i} \xi^b - \nabla_{ae} \xi^{c_i}) = 0, \quad (\text{A.8})$$

where the last equality follows by noticing that each term in parenthesis vanishes, by virtue of Kostant's formula (A.3). Finally, since the metric satisfies  $\mathcal{L}_\xi g_{ab} = 0$  and  $\nabla_c g_{ab} = 0$ , it can be used to "lower" indices in (A.8), such that the result holds for a tensor field of any type. In summary, we have proven that for any Killing vector field  $\xi^a$  and for any tensor field  $\mathbf{X}$ ,

$$\nabla(\mathcal{L}_\xi \mathbf{X}) = \mathcal{L}_\xi(\nabla \mathbf{X}). \quad (\text{A.9})$$

### A.2.3 Bitensors and their Lie derivatives

In this appendix we shall briefly review the concepts of bitensor, coincidence limit, parallel propagator, invariant Dirac functional and Lie derivative operator. We shall then prove that the Lie derivative of the invariant Dirac distribution along the flow of a Killing field vanishes identically. The reader is referred to, e.g., Ref. [196, 632] for more details on those notions.

#### Bitensors and coincidence limit

Just like a tensor field is a multilinear map on the points  $x$  of a spacetime manifold  $\mathcal{E}$ , a *bitensor* field is a multilinear map on two points  $(x, x') \in \mathcal{E} \times \mathcal{E}$ . A generic bitensor will then be denoted as

$$\Omega^{ab\cdots}{}_{a'b' \cdots}(x, x'), \quad (\text{A.10})$$

where the abstract indices  $a, b, c, \dots$  and  $a', b', c', \dots$  refer to the points  $x$  and  $x'$ , respectively. Two examples of bitensors are used in this paper: the parallel propagator  $g^a{}_{a'}(x, x')$  and the invariant Dirac functional  $\delta_4(x, x')$ , both defined below.

An important operation for bitensors is the *coincidence limit*, which consists in evaluating a bitensor at the same point. It is defined as

$$[\Omega^{ab\cdots}{}_{a'b' \cdots}](x) \equiv \lim_{x' \rightarrow x} \Omega^{ab\cdots}{}_{a'b' \cdots}(x, x'). \quad (\text{A.11})$$

The coincidence limit of a bitensor is thus an ordinary tensor field. We will assume that this coincidence limit always exist and is independent of the direction in which  $x'$  approaches  $x$ . For more details regarding bitensors and the coincidence limit, see e.g. Ref. [196].

### Parallel propagator

An important example of bitensor is the parallel propagator. If the points  $x$  and  $x'$  are “close enough,” i.e., if  $x'$  is in a normal neighborhood of  $x$ , then there is a unique geodesic segment  $\lambda$  that joins them. On this geodesic segment, we introduce an orthonormal tetrad ( $e_A^a$ ) that is parallel-transported on  $\lambda$ , where the subscript  $A \in \{0, 1, 2, 3\}$  labels the vectors of the basis. By definition, this tetrad obeys the orthonormality and completion relations

$$g_{ab}e_A^ae_B^b = \eta_{AB} \quad \text{and} \quad g_{ab} = \eta_{AB}e_a^Ae_b^B, \quad (\text{A.12})$$

where the Minkowski metric  $\eta_{AB} = \text{diag}(-1, 1, 1, 1)$  is used to lower the Greek indices, and its inverse  $\eta^{AB}$  to raise them. The 1-form  $e_a^A$  is defined by metric duality as  $e_a^A \equiv \eta^{AB}g_{ab}e_b^B$ .

Next, we introduce a generic vector field  $v^a$  defined on  $\lambda$ . At any point  $z \in \lambda$ , this vector field can be expanded with respect to the tetrad ( $e_A^a$ ), according to

$$v^a(z) = v^A(z)e_A^a(z), \quad \text{where} \quad v^A \equiv v^ae_a^A. \quad (\text{A.13})$$

Now we make the following remark: if  $v^a$  is parallelly transported along  $\lambda$ , then it is clear from (A.13) that the tetrad components  $v^A$  remain constant along  $\lambda$ , and thus have the same numerical value at  $z = x$  and at  $z = x'$ . By substituting the definition given in the right-hand side of Eq. (A.13) in each side of the equality  $v^a(x) = v^a(x')$ , and by using the orthogonal properties of the tetrad (A.12), we obtain

$$v^a(x) = g^a_{a'}(x, x')v^{a'}(x'), \quad \text{where} \quad g^a_{a'}(x, x') \equiv e_A^a(x)e_{a'}^A(x'). \quad (\text{A.14})$$

The bitensor  $g^a_{a'}(x, x')$  is the so-called *parallel propagator* from  $x'$  to  $x$ . It takes the vector  $v^a$  at the point  $x'$  and extends it by parallel transport to the point  $x$ . As long as the underlying geodesic is unique, this extension is unique as well. The formula (A.14) can be generalized to a generic tensor field of arbitrary rank. The parallel propagator (A.14) is used in Sec. 3.2.2 to extend the multipoles off the worldline of each quadrupolar particle.

### Invariant Dirac distribution

The gravitational skeleton model reviewed in Chap. 2 relies crucially on a 4-dimensional, covariant generalization of the ordinary, noncovariant Dirac distribution. In four spacetime dimensions, the *invariant* Dirac functional  $\delta_4(x, x')$  is the distributional biscalar defined by the relations [196]

$$\int_{\mathcal{V}} f(x) \delta_4(x, x') dV = f(x') \quad \text{and} \quad \int_{\mathcal{V}'} f(x') \delta_4(x, x') dV' = f(x), \quad (\text{A.15})$$

where  $f$  is a smooth scalar field (a test function),  $\mathcal{V}$  and  $\mathcal{V}'$  any four-dimensional regions of spacetime that contain the points  $x'$  and  $x$ , respectively, and  $dV = \sqrt{-g}d^4x$  is the invariant volume element, with  $g$  the determinant of the metric tensor  $g_{ab}$  in a given coordinate basis. The definition (A.15) ensures that  $\delta_4$  is symmetric in its arguments,

$$\delta_4(x, x') = \delta_4(x', x), \quad (\text{A.16})$$

such that it depends necessarily on the *difference* of the events' coordinates. More precisely, given a coordinate system ( $x^\alpha$ ), one can easily show that [196]

$$\delta_4(x, x') = \prod_{\alpha=0}^3 \frac{\delta(x^\alpha - x'^\alpha)}{\sqrt{-g}}, \quad (\text{A.17})$$

where  $\delta$  is the ordinary, noncovariant Dirac distribution, such that  $\int_{\mathbb{R}} \phi(t)\delta(t) dt = \phi(0)$  for any test function  $\phi$ . Together with the consequence  $\nabla_a g = 0$  of metric compatibility, the explicit formula (A.17) implies the property

$$(\nabla_a + \nabla_{a'}) \delta_4(x, x') = 0. \tag{A.18}$$

Finally, by recalling the notation (A.11) for the coincidence limit where  $x' \rightarrow x$ , an important distributional identity satisfied by  $\delta_4$ , valid for any bitensor  $\Omega^{ab\dots}_{a'b'\dots}$ , is

$$\Omega^{ab\dots}_{a'b'\dots}(x, x') \delta_4(x, x') = [\Omega^{ab\dots}_{a'b'\dots}] \delta_4(x, x'). \tag{A.19}$$

### Lie derivative operator

Our derivation of the relations (3.30), (3.36), (3.46), (3.48) and (3.49) relies on the invariance (3.13) of the quadrupolar SEM tensors (2.58)-(2.59) and (3.17) along the integral curves of the helical Killing vector (3.7). Since these tensor fields involve the (distributional) bitensor  $\delta_4(x, x')$ , we require a generalization to bitensor fields of the ordinary definition of the Lie derivative of a smooth tensor field.

Let  $\phi_\epsilon$  denote a one-parameter group of diffeomorphism generated by a vector field  $\xi^a(x)$ . The “push-forward”  $\phi_\epsilon^*$  can then be used to carry any smooth bitensor field  $\Omega^{ab\dots}_{a'b'\dots}(x, x')$  along the flow of  $\xi^a$ , by acting independently on both spacetime points  $x$  and  $x'$ . By analogy with the definition of the Lie derivative of a smooth tensor field, we define the Lie derivative  $\mathcal{L}_\xi$  along  $\xi^a$  of a smooth bitensor field as [5]

$$\mathcal{L}_\xi \Omega^{ab\dots}_{a'b'\dots} \equiv \lim_{\epsilon \rightarrow 0} \frac{1}{\epsilon} [\phi_{-\epsilon}^* \Omega^{ab\dots}_{a'b'\dots} - \Omega^{ab\dots}_{a'b'\dots}], \tag{A.20}$$

where all bitensor appearing in (A.20) are evaluated at the same combination  $(x, x')$  of points. For a generic biscalar  $S(x, x')$ , this general definition reduces to

$$\mathcal{L}_\xi S(x, x') = \xi^a \nabla_a S(x, x') + \xi^{a'} \nabla_{a'} S(x, x'). \tag{A.21}$$

This definition coincides with that used by Harte [345], who defines the Lie derivative of any bitensor as acting independently and linearly on each spacetime point.

### Lie derivative of the invariant Dirac functional

Finally, we wish to establish a formula for the Lie derivative  $\mathcal{L}_\xi \delta_4$  along a vector field  $\xi^a$  of the invariant Dirac distribution  $\delta_4$ . By applying the definition (A.21) of the Lie derivative to the distributional biscalar (A.17), and by using the property (A.18), the Lie derivative of the invariant Dirac distribution along a smooth vector field  $\xi^a$  reads

$$\mathcal{L}_\xi \delta_4(x, x') = (\xi^a - \xi^{a'}) \nabla_a \delta_4(x, x'). \tag{A.22}$$

This form can be further simplified by integrating  $\mathcal{L}_\xi \delta_4$  against an arbitrary “test function.” Indeed, for any smooth scalar field  $f$  with compact support, the formula (A.22) implies

$$\int_{\mathcal{V}} f(x) \mathcal{L}_\xi \delta_4(x, x') dV = \int_{\mathcal{V}} \nabla_a (f(\xi^a - \xi^{a'}) \delta_4) dV - \int_{\mathcal{V}} (\nabla_a f(\xi^a - \xi^{a'}) + f \nabla_a \xi^a) \delta_4 dV, \tag{A.23}$$

where we integrated by parts and used  $\nabla_a \xi^{a'} = 0$ . The first integral in the right-hand side can be converted into a surface integral by applying Stokes' theorem, and easily shown to vanish thanks to the distributional identity (A.19) and the coincidence limit  $[\xi^a - \xi^{a'}] = 0$ :

$$\int_{\mathcal{V}} \nabla_a (f(\xi^a - \xi^{a'}) \delta_4) dV = \oint_{\partial \mathcal{V}} [f(\xi^a - \xi^{a'})] \delta_4 d\Sigma_a = 0. \quad (\text{A.24})$$

Moreover, by using the distributional identity (A.19), the coincidence limit  $[\xi^a - \xi^{a'}] = 0$  and the defining property (A.15) of the invariant distribution  $\delta_4$ , the second term in the right-hand side of Eq. (A.23) simply reads

$$\int_{\mathcal{V}} \left( [\nabla_a f(\xi^a - \xi^{a'})] + f \nabla_a \xi^a \right) (x) \delta_4(x, x') dV = (f \nabla_a \xi^a)(x'). \quad (\text{A.25})$$

Hence, by substituting (A.24) and (A.25) into (A.23), while using the formula  $\nabla_a \xi^a = \frac{1}{2} g^{ab} \mathcal{L}_\xi g_{ab}$ , we obtain the distributional identity

$$\mathcal{L}_\xi \delta_4(x, x') = -\frac{1}{2} \delta_4(x, x') g^{ab}(x) \mathcal{L}_\xi g_{ab}(x). \quad (\text{A.26})$$

This agrees with Eq. (136) in [346], where the same definition of the Lie derivative acting on bitensors was introduced.

In the case where  $\xi^a$  is a Killing vector field (see App. A.2 below), Eq. (A.26) shows that the Dirac functional  $\delta_4(x, x')$  is invariant along the integral curves of a Killing field. In particular, for the helical Killing field (3.7) considered in this work, the distributional identity (A.26) implies that

$$\mathcal{L}_k \delta_4(x, y) = 0 \quad (\text{A.27})$$

for any point  $y \in \gamma$ . This result was used in Sec. 3.2.1 to establish the helical constraint (3.30), and in Sec. 3.2.2 to derive the Lie-dragging along  $k^a$  of the velocity  $u^a$ , momentum  $p^a$ , spin  $S^{ab}$  and quadrupole  $J^{abcd}$  of each quadrupolar particle, Eqs. (3.36), (3.46), (3.48) and (3.49).

## A.3 Tulczyjew's theorems

In this appendix, we shall review Tulczyjew's two theorems [337], which play a central in any work that relies on the gravitational skeleton formalism. The first theorem ensures the existence and unicity of the normal form of a tensor expressed as a distributional multipolar expansion. The second theorem gives a necessary and sufficient condition for such a distributional multipolar expansion to vanish: that the multipoles of its normal form all vanish identically. Finally, we give a proof of the proposition (3.29), which was used to derive the key helical constraint (3.30). In what follows, the notation  $\llbracket p, q \rrbracket$  denotes the set of integers between any two given integers  $(p, q) \in \mathbb{N} \times \mathbb{N}$  with  $p < q$ .

### A.3.1 Tulczyjew's first theorem

First we introduce some notation. Let  $Y^M \equiv Y^{a_1 \dots a_m}$  denote a contravariant tensor field of rank  $m \in \mathbb{N}$ . We assume that its support is restricted to a worldline  $\gamma$  with proper time  $\tau$  and unit tangent  $u^a$ , and that it can be written as a distributional multipolar expansion of order  $n \in \mathbb{N}$ . Therefore, at any point  $x \in \mathcal{E}$  we have

$$Y^M(x) = \sum_{k=0}^n \nabla_K \int_{\gamma} \mathcal{Y}^{MK}(y) \delta_4(x, y) d\tau, \quad (\text{A.28})$$

where  $y \in \gamma$  and  $(\mathcal{Y}^{MK})_{k \in \llbracket 0, n \rrbracket}$  is a collection of  $n + 1$  multipoles, i.e., contravariant tensors of rank  $m + k$  defined along  $\gamma$ . We introduced the notations  $\nabla_K \equiv \nabla_{c_1 \dots c_k}$  and  $\mathcal{Y}^{MK} \equiv \mathcal{Y}^{Mc_1 \dots c_k}$  for  $k \geq 1$ , while  $\nabla_K = \text{id}$  and  $\mathcal{Y}^{MK} = \mathcal{Y}^M$  for  $k = 0$ . We may now state the first theorem.

**Theorem 1** *For any given  $(m, n) \in \mathbb{N} \times \mathbb{N}$ , let  $Y^M$  be defined as in Eq. (A.28). Then there exists a collection of multipoles  $(\mathcal{Y}^{MK})_{k \in \llbracket 0, n \rrbracket}$  that are (i) symmetric with respect to any pair of indices of the multi-index  $K$ , (ii) orthogonal to  $u^a$  with respect to any index of  $K$ , and (iii) such that*

$$Y^M(x) = \sum_{k=0}^n \nabla_K \int_{\gamma} \mathcal{Y}^{MK}(y) \delta_4(x, y) \, d\tau. \tag{A.29}$$

Moreover, the multipolar expansion (A.29) is unique and the multipoles  $(\mathcal{Y}^{MK})_{k \in \llbracket 0, n \rrbracket}$  can be written explicitly in terms of the multipoles  $(\mathcal{Y}^{MK})_{k \in \llbracket 0, n \rrbracket}$  of (A.28). Equation (A.29) is referred to as the normal form of  $Y^M$ .

Unicity of the normal form is straightforward once we have Thm. 2 below. For the existence, we construct in App. A.4 below the explicit normal form associated with the quadrupolar ( $n = 2$ ) gravitational skeleton of the generic tensor  $Y^M$ . In particular, the multipoles  $\mathcal{Y}^{MK}$  of the quadrupolar normal form are given in terms of the multipoles  $\mathcal{Y}^{MK}$  in Eqs. (A.50). For the existence of the normal form when  $n > 2$ , see e.g. Ref. [343] and references therein.

### A.3.2 Extension of Tulczyjew's second theorem

Again, we first introduce some notation. Let  $p \in \mathbb{N}^*$  and let  $(Y_i^M)_{i \in \llbracket 1, p \rrbracket}$  denote a collection of  $p$  contravariant tensor fields of rank  $m \in \mathbb{N}$ . We assume that the support of each  $Y_i^M$  is restricted to a worldline  $\gamma_i$  with proper time  $\tau_i$  and unit tangent  $u_i^a$ , and that it can be expressed as a distributional multipolar expansion of order  $n \in \mathbb{N}$ . Therefore, at any point  $x \in \mathcal{E}$ , we have

$$Y_i^M(x) = \sum_{k=0}^n \nabla_K \int_{\gamma_i} \mathcal{Y}_i^{MK}(y_i) \delta_4(x, y_i) \, d\tau_i, \tag{A.30}$$

where, for each  $i \in \llbracket 1, p \rrbracket$ ,  $(\mathcal{Y}_i^{MK})_{k \in \llbracket 0, n \rrbracket}$  is a collection of  $n + 1$  multipoles, i.e., contravariant tensors of rank  $m + k$  defined along  $\gamma$ . We may now state the second theorem.

**Theorem 2** *For any given  $(m, n, p) \in \mathbb{N} \times \mathbb{N} \times \mathbb{N}^*$ , let  $(Y_i^M)_{i \in \llbracket 1, p \rrbracket}$  be a collection of  $p$  tensors defined as in Eq. (A.30), and let  $Y^M \equiv \sum_i Y_i^M$  denote their sum. The following result holds. If for all  $(i, k) \in \llbracket 1, p \rrbracket \times \llbracket 0, n \rrbracket$ ,  $\mathcal{Y}_i^{MK}$  is symmetric with respect to any pair of indices of the multi-index  $K$  and is orthogonal to  $u_i^a$  with respect to any index of  $K$ , then*

$$Y^M = 0 \iff \forall (i, k) \in \llbracket 1, p \rrbracket \times \llbracket 0, n \rrbracket, \mathcal{Y}_i^{MK} = 0. \tag{A.31}$$

Clearly, if all the multipoles  $\mathcal{Y}_i^{MK}$  vanish, then  $Y_i^M = 0$  by (A.30), and the sum  $Y^M = \sum_i Y_i^M$  vanishes as well. The heart of the proof therefore resides in showing that if  $Y_i^M$  is in normal form, then  $Y^M = 0$  implies  $\mathcal{Y}_i^{MK} = 0$  for all  $(i, k) \in \llbracket 1, p \rrbracket \times \llbracket 0, n \rrbracket$ . See Refs. [310, 337, 343] and references therein for more details.



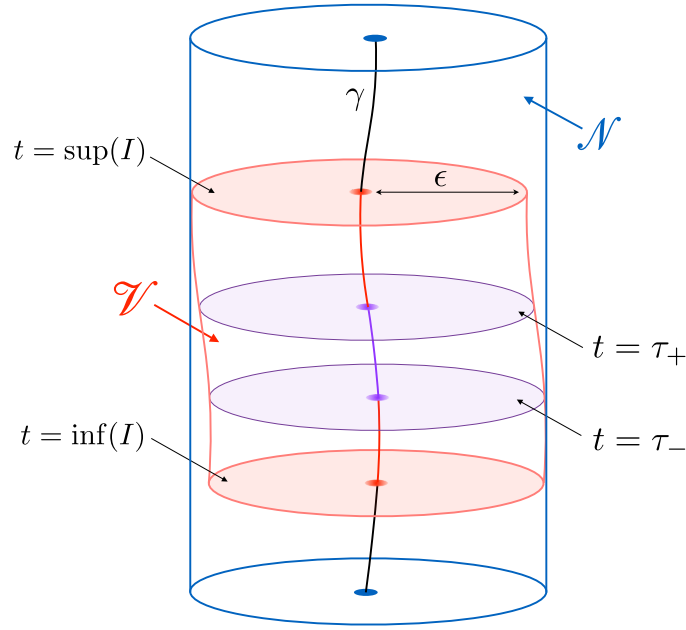


Figure A.1: The geometrical setup used in App. A.3.3 to prove the proposition (3.29).

Importantly, in the literature this result is proven for a single multipolar particle, whereas Thm. 2 is stated for an arbitrary number  $p \in \mathbb{N}^*$  of particles. However, we now argue that the multi-particle case can easily be reduced to the single-particle case. Indeed, the general idea behind the proof for a single particle is the following: take an arbitrary rank- $m$  tensor  $Z_M$ , whose compact support  $\mathcal{V}$  intersects the worldline  $\gamma$  of the particle. Contract  $Z_M$  with  $Y^M$ , given as a multipolar expansion in normal form (A.29), and integrate over  $\mathcal{V}$ . The goal is then to show that this integral vanishes for every  $Z_M$  only if  $\mathcal{Y}^{MK} = 0$  for all  $k \in \llbracket 0, n \rrbracket$ . Since this holds for any compact support  $\mathcal{V}$ , the vanishing of  $\mathcal{Y}^{MK}$  must hold for any portion of  $\gamma$ , and thus on all of  $\gamma$ . Now, if there are  $p \in \mathbb{N}^*$  multipolar particles, one may choose the volume  $\mathcal{V}$  such that it intersects *only one* of the  $p$  worldlines, say  $\gamma$ , and proceed with the single-particle proof, as summarized above.

### A.3.3 Proof of proposition (3.29)

We now give a proof of the proposition (3.29), which was used in Sec. 3.2.2 to derive the colinearity (3.30) of  $k^a$  and  $u_i^a$  along the worldline  $\gamma_i$  of the  $i$ -th particle. For clarity's sake we will drop the subscript  $i$ , as the proof holds for any of the two particles of the binary system. The proposition (3.29) is an implication which is most easily proven by contraposition.

First, we introduce Fermi coordinates  $(t, x^i)$  in a neighborhood  $\mathcal{N} \subset \mathcal{E}$  of the worldline  $\gamma$ . Using Fermi coordinates,  $\gamma$  is parameterized by the proper time  $\tau \in \mathbb{R}$  according to  $(t, x^i) = (\tau, 0, 0, 0)$ . Let  $I \subset \mathbb{R}$  be a finite interval and  $\gamma_I$  be the finite portion of  $\gamma$  parameterized by  $\tau \in I$ . We also set  $\epsilon > 0$  and let  $\mathcal{V}$  denote the 3-cylinder of Fermi coordinate radius  $\epsilon$  that surrounds  $\gamma_I$ . We assume that  $\epsilon$  is small enough such that  $\mathcal{V} \subseteq \mathcal{N}$ . This geometric setup is depicted on Fig. A.1. Finally, for given tensor fields  $(\tilde{\mathcal{F}}^{ab}, \tilde{\mathcal{F}}^{abc}, \tilde{\mathcal{F}}^{abcd})$  defined in Eq. (3.19), we let  $\mathbb{F} \equiv \{\tilde{\mathcal{F}}^{ab} f_{ab} + \tilde{\mathcal{F}}^{abc} \nabla_c f_{ab} + \tilde{\mathcal{F}}^{abcd} \nabla_{cd} f_{ab}, f_{ab} \in C_{\mathcal{V}}^\infty\}$ , with  $C_{\mathcal{V}}^\infty$  the set of tensor fields with compact support  $\mathcal{V}$  that are smooth on the interior  $\mathcal{V}^\circ$ .

**Proof that  $z$  is constant along  $\gamma$**

Since all the scalar fields are evaluated along  $\gamma$  in the following integrals, we view them as functions of the proper time  $\tau$ . We first prove by contraposition the part of the proposition (3.29) that implies that  $\dot{z} = 0$  along  $\gamma$ , i.e., we show that the following implication is true:

$$\exists \tau_0 \in I, \dot{z}(\tau_0) \neq 0 \implies \exists f \in \mathbb{F}, \int_{\mathbb{R}} (z\dot{f} + w^a \nabla_a f) d\tau \neq 0. \tag{A.32}$$

Let  $\tau_0 \in I$  be as in Eq. (A.32). Since  $\tau \mapsto \dot{z}(\tau)$  is continuous, there exists a neighborhood of  $\tau_0$ , say  $] \tau_-, \tau_+[ \subset I$ , such that  $\forall \tau \in ] \tau_-, \tau_+[ , \dot{z}(\tau) \neq 0$  and is of constant sign. Now consider the scalar field  $f$  defined on  $\mathcal{V}^\circ$  by

$$f(t, x^i) \equiv \begin{cases} \exp([(t - \tau_-)(t - \tau_+)]^{-1}) & \text{if } t \in ] \tau_-, \tau_+[ , \\ 0 & \text{if } t \notin ] \tau_-, \tau_+[ , \end{cases} \tag{A.33}$$

and  $f \equiv 0$  elsewhere. We claim that such  $f$  verifies the right-hand side of (A.32).

Indeed, in the Fermi coordinate system, the 4-velocity  $u^a$  has components  $u^\alpha = (1, 0, 0, 0)$ , so that  $w^a u_a = 0$  implies that  $w^a$  has components  $w^\alpha = (0, w^i)$ . Hence  $w^a \nabla_a f = w^i \partial_i f = 0$  since  $f$  does not depend on  $x^i$ . Moreover, the function  $\tau \mapsto f(\tau)$  is smooth on  $\mathbb{R}$  and vanishes for  $\tau \notin ] \tau_-, \tau_+[$ . Consequently  $\int_{\gamma} (z\dot{f} + w^a \nabla_a f) d\tau = \int_{\tau_-}^{\tau_+} z(\tau)\dot{f}(\tau) d\tau$ , and an integration by parts gives

$$\int_{\gamma} (z\dot{f} + w^a \nabla_a f) d\tau = - \int_{\tau_-}^{\tau_+} \dot{z}(\tau) f(\tau) d\tau. \tag{A.34}$$

But the integral on the right-hand side of (A.34) cannot vanish, as  $\dot{z}$  is nonzero with constant sign over  $] \tau_-, \tau_+[$  by assumption, and  $f(\tau) > 0$  for all  $\tau \in ] \tau_-, \tau_+[$ . Therefore,  $f$  as defined in Eq. (A.33) verifies the proposition (A.32), provided that it belongs to the set  $\mathbb{F}$ .

To establish that  $f \in \mathbb{F}$ , consider the tensor  $f_{ab} \equiv \phi g_{ab}$ , where the scalar field  $\phi$  is defined over  $\mathcal{V}^\circ$  by

$$\phi(t, x^i) \equiv \begin{cases} \exp([(t - \tau_-)(t - \tau_+)]^{-1}) \Phi(t)^{-1} & \text{if } t \in ] \tau_-, \tau_+[ , \\ 0 & \text{if } t \notin ] \tau_-, \tau_+[ , \end{cases} \tag{A.35}$$

and  $\phi \equiv 0$  elsewhere, where  $\Phi(t) \equiv g_{ab} \tilde{\mathcal{F}}^{ab}$ , the latter being evaluated at the point  $(t, 0, 0, 0)$ . With  $f_{ab} = \phi g_{ab}$  and  $\phi$  given in (A.35), one can readily check that  $f = \tilde{\mathcal{F}}^{ab} f_{ab} - \tilde{\mathcal{F}}^{abc} \nabla_c f_{ab} + \tilde{\mathcal{F}}^{abcd} \nabla_{cd} f_{ab}$ , for  $f$  given in Eq. (A.33). The computation involves (i) the metric compatibility  $\nabla_c g_{ab} = 0$ , (ii) the independence of  $\phi$  with respect to  $x^i$ , (iii) the fact that the Christoffel symbols  $\Gamma^t_{ij}|_{\gamma}$  vanish in Fermi coordinates, and (iv) the normal form of the tensors  $\tilde{\mathcal{F}}^{ab}$ ,  $\tilde{\mathcal{F}}^{abc}$  and  $\tilde{\mathcal{F}}^{abcd}$ .

**Proof that  $w^a = 0$  along  $\gamma$**

Having proven that  $z$  is constant along  $\gamma$ , it is clear that for any compactly supported  $f$ , we have  $\int_{\gamma} z\dot{f} d\tau = 0$ . Consequently, we will now establish that  $w^a = 0$  along  $\gamma$  by proving the following proposition:

$$\exists \tau_0 \in I, w^a(\tau_0) \neq 0 \implies \exists f \in \mathbb{F}, \int_{\gamma} w^a \nabla_a f d\tau \neq 0. \tag{A.36}$$

As noted before, in the Fermi coordinate system we have  $w^\alpha = (0, w^i)$  so that  $w^\alpha \nabla_\alpha f = w^i \partial_i f$ . Because  $w^i$  is continuous and  $w^i(\tau_0) \neq 0$ , there exists a neighborhood  $] \tau_-, \tau_+[ \subset I$  of  $\tau_0$  such that *at least* one component of  $w^i$ , say  $w^1$ , is nonzero and of constant sign over  $] \tau_-, \tau_+[$ . Now consider the following scalar field defined on  $\mathcal{V}^\circ$ :

$$f(t, x^i) \equiv \begin{cases} x^1 \exp([(t - \tau_-)(t - \tau_+)]^{-1}) & \text{if } t \in ] \tau_-, \tau_+[ , \\ 0 & \text{if } t \notin ] \tau_-, \tau_+[ , \end{cases} \quad (\text{A.37})$$

and  $f \equiv 0$  elsewhere. Because  $f$  does not depend on  $x^2$  and  $x^3$ , the integral in the right-hand side of Eq. (A.36) is simply

$$\int_\gamma w^\alpha \nabla_\alpha f \, d\tau = \int_{\tau_-}^{\tau_+} w^1(\tau) \exp([\tau - \tau_-](\tau - \tau_+)^{-1}) \, d\tau. \quad (\text{A.38})$$

As earlier this integral does not vanish since, by assumption,  $w^1(\tau)$  is nonzero and of constant sign over  $] \tau_-, \tau_+[$ . Therefore, the scalar field (A.37) verifies Eq. (A.36) provided that it belongs to  $\mathbb{F}$ . Once again, let us consider the tensor field  $f_{ab} \equiv \phi g_{ab}$ , with the scalar field  $\phi$  now defined on  $\mathcal{V}^\circ$  by

$$\phi(t, x^i) \equiv \begin{cases} \frac{1}{6}(x^1)^3 \exp([(t - \tau_-)(t - \tau_+)]^{-1}) \Phi(t)^{-1} & \text{if } t \in ] \tau_-, \tau_+[ , \\ 0 & \text{if } t \notin ] \tau_-, \tau_+[ , \end{cases} \quad (\text{A.39})$$

and  $\phi \equiv 0$  elsewhere, where this time  $\Phi(t) \equiv g_{\alpha\beta}(\frac{1}{6}(x^1)^2 \tilde{\mathcal{F}}^{\alpha\beta} - \frac{1}{2}x^1 \tilde{\mathcal{F}}^{\alpha\beta 1} + \tilde{\mathcal{F}}^{\alpha\beta 11})$ , the latter being evaluated at the point  $(t, 0, 0, 0)$ . With  $f_{ab} = \phi g_{ab}$  and  $\phi$  given in Eq. (A.39), one can readily check that  $f = \tilde{\mathcal{F}}^{ab} f_{ab} - \tilde{\mathcal{F}}^{abc} \nabla_c f_{ab} + \tilde{\mathcal{F}}^{abcd} \nabla_{cd} f_{ab}$ , for  $f$  given in (A.37). This time, the computation involves (i) the metric compatibility  $\nabla_c g_{ab} = 0$ , (ii) the independence of  $\phi$  with respect to the coordinates  $x^2$  and  $x^3$ , (iii) the fact that the Christoffel symbols  $\Gamma^\alpha_{ij}|_\gamma$  vanish in Fermi coordinates, and (iv) the normal form of the tensors  $\tilde{\mathcal{F}}^{ab}$ ,  $\tilde{\mathcal{F}}^{abc}$  and  $\tilde{\mathcal{F}}^{abcd}$ .

## A.4 Normal form of a quadrupolar skeleton

In this appendix, we shall detail the computations that lead to the unique normal form associated with the quadrupolar gravitational skeleton of a generic tensor field. This normal form can for instance be used to derive the equations of evolution for the momentum and spin of a *dipolar* particle, i.e. Eq. (2.57) with  $J^{abcd} = 0$ , or to obtain the Lie-dragging constraints (3.22) for a *quadrupolar* particle.

### A.4.1 A useful formula

Before deriving this normal form, we first prove a simple formula that will turn out crucial in order to carry out the following computations. Let  $\mathbf{X}$  denote a generic tensor field defined along the worldline  $\gamma$  with unit tangent  $u^a$ . Then we have

$$\begin{aligned} \nabla_a \int_\gamma \mathbf{X}(y') u^{a'}(y') \delta_4(x, y') \, d\tau &= \int_\gamma \mathbf{X}(y') u^{a'}(y') \nabla_a \delta_4(x, y') \, d\tau \\ &= - \int_\gamma \mathbf{X}(y') u^{a'}(y') \nabla_{a'} \delta_4(x, y') \, d\tau \\ &= - \int_\gamma [\mathbf{X}(y') \delta_4(x, y')] \cdot \, d\tau + \int_\gamma \dot{\mathbf{X}}(y') \delta_4(x, y') \, d\tau, \end{aligned} \quad (\text{A.40})$$

where we used the fact that the covariant derivative  $\nabla_a$  acts on points  $x \in \mathcal{E}$  but not on points  $y' \in \gamma$  in the first equality, the property (A.18) of the invariant Dirac functional in the second equality, and we integrated by parts in the third and last equality. Assuming that  $\mathbf{X}$  vanishes as  $\tau \rightarrow \pm\infty$  to discard the boundary terms, we conclude that for any tensor field  $\mathbf{X}$  defined along  $\gamma$ ,

$$\nabla_a \int_\gamma \mathbf{X} u^a \delta_4 \, \mathrm{d}\tau = \int_\gamma \dot{\mathbf{X}} \delta_4 \, \mathrm{d}\tau. \quad (\text{A.41})$$

### A.4.2 Derivation of the normal form

*Note: to fit equations on a single line, in what follows we use the shorthand  $\mathrm{d}\tau \equiv \delta_4 \mathrm{d}\tau$ .*

We now turn to the derivation of the normal form at quadrupolar order. Let  $Y^M$  denote a generic tensor field of rank  $m \in \mathbb{N}$ , expressed as a gravitational skeleton at quadrupolar order, i.e., Eq. (A.28) with  $n = 2$ , such that

$$Y^M = \int_\gamma \mathcal{Y}^M \, \mathrm{d}\tau + \nabla_a \int_\gamma \mathcal{Y}^{Ma} \, \mathrm{d}\tau + \nabla_{ab} \int_\gamma \mathcal{Y}^{Mab} \, \mathrm{d}\tau, \quad (\text{A.42})$$

with  $\mathcal{Y}^M$ ,  $\mathcal{Y}^{Ma}$  and  $\mathcal{Y}^{Mab}$  the monopole, dipole and quadrupole of  $Y^M$ , respectively. From Thm. 1 the first term in (A.42) is already in normal form. For the second term, we perform an orthogonal decomposition of  $\mathcal{Y}^{Ma}$  with respect to the index  $a$  by means of the projector (2.62) orthogonal to the 4-velocity  $u^a$ , namely  $\mathcal{Y}^{Ma} = \mathcal{Y}^{M\hat{a}} - \mathcal{Y}^{Mu} u^a$ . (Recall the notations introduced below Eqs. (3.18).) Using the formula (A.41) then gives

$$\nabla_a \int_\gamma \mathcal{Y}^{Ma} \, \mathrm{d}\tau = \nabla_a \int_\gamma \mathcal{Y}^{M\hat{a}} \, \mathrm{d}\tau - \int_\gamma (\mathcal{Y}^{Mu})^\cdot \, \mathrm{d}\tau. \quad (\text{A.43})$$

Regarding the third term on the right-hand side of Eq. (A.42), we start again by performing an orthogonal decomposition of the integrand, yielding  $\mathcal{Y}^{Mab} = \mathcal{Y}^{M\hat{a}\hat{b}} - \mathcal{Y}^{Mu\hat{b}} u^a - \mathcal{Y}^{Ma\hat{b}} u^b$ . Substituting this decomposition into the integral and using the formula (A.41), we obtain

$$\nabla_{ab} \int_\gamma \mathcal{Y}^{Mab} \, \mathrm{d}\tau = \nabla_{ab} \int_\gamma \mathcal{Y}^{M\hat{a}\hat{b}} \, \mathrm{d}\tau - \nabla_{ab} \int_\gamma \mathcal{Y}^{Mu\hat{b}} u^a \, \mathrm{d}\tau - \nabla_a \int_\gamma (\mathcal{Y}^{Ma\hat{b}})^\cdot \, \mathrm{d}\tau. \quad (\text{A.44})$$

We shall now consider those three terms successively.

We begin with the first term of (A.44). We split the second covariant derivative into its symmetric and antisymmetric part,  $\nabla_{ab} \int_\gamma \mathcal{Y}^{M\hat{a}\hat{b}} \, \mathrm{d}\tau = \nabla_{ab} \int_\gamma \mathcal{Y}^{M(\hat{a}\hat{b})} \, \mathrm{d}\tau + \nabla_{[ab]} \int_\gamma \mathcal{Y}^{M\hat{a}\hat{b}} \, \mathrm{d}\tau$ , the first term of which being already in normal form (integrand symmetric with respect to  $a$  and  $b$  and orthogonal to  $u^a$ ). For the second term we use the definition of the Riemann tensor and its algebraic symmetries to get

$$\nabla_{[ab]} \int_\gamma \mathcal{Y}^{M\hat{a}\hat{b}} \, \mathrm{d}\tau = -\frac{1}{2} \sum_{j=1}^m \int_\gamma R_{abe}{}^{c_j} \mathcal{Y}^{M_e \hat{a}\hat{b}} \, \mathrm{d}\tau, \quad (\text{A.45})$$

where  $M_e$  is the multi-index  $M$  with  $e$  at the  $j$ -th slot. This term is in normal form since it does not involve any derivative, just like the first term on the right-hand side of Eq. (A.42).

Next, for the second term of Eq. (A.44), we commute the two covariant derivatives and use once again the definition of the Riemann tensor. Using the formula (A.41) we obtain

$$\nabla_{ab} \int_{\gamma} \mathcal{Y}^{Mu\hat{b}} u^a \mathfrak{d}\tau = \nabla_b \int_{\gamma} (\mathcal{Y}^{Mu\hat{b}})^\cdot \mathfrak{d}\tau - \sum_{j=1}^m \int_{\gamma} R_{abe}{}^{c_j} \mathcal{Y}^{M_e u \hat{b}} u^a \mathfrak{d}\tau, \quad (\text{A.46})$$

where the rightmost term is in normal form. However the first term is not, because it needs not be orthogonal to  $u_b$ . But it can be handled simply by writing the integrand  $(\mathcal{Y}^{Mu\hat{b}})^\cdot$  as  $(\mathcal{Y}^{Muc})^\cdot h^b{}_c + \mathcal{Y}^{Muc} \dot{h}^b{}_c$ . The Leibniz rule and metric compatibility imply  $\dot{h}^b{}_c = \dot{u}^b u_c + u^b \dot{u}_c$ . We combine these formulas and use the formula (A.41) one last time to get

$$\nabla_b \int_{\gamma} (\mathcal{Y}^{Mu\hat{b}})^\cdot \mathfrak{d}\tau = \nabla_b \int_{\gamma} [(\mathcal{Y}^{Muc})^\cdot h^b{}_c + \mathcal{Y}^{Muu} \dot{u}^b] \mathfrak{d}\tau + \int_{\gamma} (\mathcal{Y}^{Muc} \dot{u}_c)^\cdot \mathfrak{d}\tau. \quad (\text{A.47})$$

Finally, for the third and last term of (A.44), we write, again, an orthonormal decomposition with respect to the abstract index  $a$ , namely  $\mathcal{Y}^{Mau} = \mathcal{Y}^{M\hat{a}u} - \mathcal{Y}^{Muu} u^a$ . Taking the covariant derivative along  $u^a$  and using the Leibniz rule, along with the formula (A.41), then gives

$$\nabla_a \int_{\gamma} (\mathcal{Y}^{Mau})^\cdot \mathfrak{d}\tau = \nabla_a \int_{\gamma} (\mathcal{Y}^{M\hat{a}u})^\cdot \mathfrak{d}\tau - \nabla_a \int_{\gamma} \mathcal{Y}^{Muu} \dot{u}^a \mathfrak{d}\tau - \int_{\gamma} (\mathcal{Y}^{Muu})^\cdot \mathfrak{d}\tau. \quad (\text{A.48})$$

The second to last term is in normal form since  $\dot{u}^a$  is orthogonal to  $u_a$ , and the last one is in normal form too. Finally, the first term in the right-hand side of Eq. (A.48) can be brought into normal form by following the steps that yielded Eq. (A.47).

To conclude, we can combine Eqs. (A.45)–(A.48) to write the normal form of (A.44). Combining the latter with (A.43) gives, at last, the normal form of the quadrupolar expansion (A.42) of  $Y^M$  according to

$$Y^M = \int_{\gamma} \mathcal{Y}^M \mathfrak{d}\tau + \nabla_a \int_{\gamma} \mathcal{Y}^{Ma} \mathfrak{d}\tau + \nabla_{ab} \int_{\gamma} \mathcal{Y}^{Mab} \mathfrak{d}\tau, \quad (\text{A.49})$$

where  $\mathcal{Y}^M$ ,  $\mathcal{Y}^{Ma}$  and  $\mathcal{Y}^{Mab}$  are given explicitly in terms of  $\mathcal{Y}^M$ ,  $\mathcal{Y}^{Ma}$  and  $\mathcal{Y}^{Mab}$  by

$$\mathcal{Y}^M \equiv \mathcal{Y}^M - (\mathcal{Y}^{Mu} - (\mathcal{Y}^{Muu})^\cdot + 2\mathcal{Y}^{M(cu)} \dot{u}_c)^\cdot + \sum_{j=1}^m R_{abe}{}^{c_j} \mathcal{Z}^{M_e ab}, \quad (\text{A.50a})$$

$$\mathcal{Y}^{Ma} \equiv \mathcal{Y}^{M\hat{a}} - 2(\mathcal{Y}^{M(cu)})^\cdot h^a{}_c - \mathcal{Y}^{Muu} \dot{u}^a, \quad (\text{A.50b})$$

$$\mathcal{Y}^{Mab} \equiv \mathcal{Y}^{M(\hat{a}\hat{b})}, \quad (\text{A.50c})$$

where  $\mathcal{Z}^{M_e ab} \equiv \mathcal{Y}^{M_e u \hat{b}} u^a - \frac{1}{2} \mathcal{Y}^{M_e \hat{a}\hat{b}}$  in the first term. By construction, we have  $\mathcal{Y}^{Ma} u_a = 0$ ,  $\mathcal{Y}^{M[ab]} = 0$  and  $\mathcal{Y}^{Mab} u_b = 0$ . Consequently, Eq. (A.49) is the normal form of (A.42). This normal form was used in Chap. 4, Sec. 3.2.1 to go from Eq. (3.20) to the associated normal form (3.21a)–(3.22). As a final note, we should mention that the calculations performed above are not sufficient by themselves to derive the reduced form (2.58)–(2.59) of the SEM tensor of a quadrupolar particle, nor the associated equations of evolution (2.57), which were achieved in Ref. [343]. Indeed, while imposing the SEM conservation  $\nabla_a T^{ab} = 0$  to the generic quadrupolar SEM tensor (2.58)–(2.59), one must in particular put into normal form the quadrupolar contribution  $\nabla_{bcd} \int_{\gamma} \mathcal{T}^{abcd} \mathfrak{d}\tau$ , which involves a *triple* covariant derivative. Such (rather tedious) calculation was made is present in [343].

### A.4.3 Tulczyjew's reduction process for a dipolar particle

We now derive the evolution equations and SEM tensor at dipolar order. To this end, we apply the normal form (A.49)-(A.50) to the tensor  $Y^e \equiv \nabla_a T^{ae}$ , thus taking the multi-index  $M = e$  of length 1. Our starting point is therefore the generic dipolar Ansatz given in Eq. (2.25), to which we apply the covariant derivative  $\nabla_b$ . In the notations of Eq. (A.49) our starting coefficients  $\mathcal{Y}$  are therefore just

$$\mathcal{Y}^e \equiv 0, \quad \mathcal{Y}^{ea} = \mathcal{T}^{ea} \quad \text{and} \quad \mathcal{Y}^{eab} = \mathcal{T}^{eab}. \quad (\text{A.51})$$

The normal form of  $\nabla_a T^{ae}$  and can therefore be written, as claimed in Eq. (2.27) of Chapt. 2, namely

$$\nabla_b T^{ab} = \int_{\gamma} \mathcal{X}^a \delta_4 d\tau + \nabla_b \int_{\gamma} \mathcal{X}^{ab} \delta_4 d\tau + \nabla_b \nabla_c \int_{\gamma} \mathcal{X}^{abc} \delta_4 d\tau. \quad (\text{A.52})$$

where

$$\mathcal{X}^e \equiv ((\mathcal{T}^{euu})^\cdot - \mathcal{T}^{eu} - 2\mathcal{T}^{e(cu)}\dot{u}_c)^\cdot - \frac{1}{2}R_{abc}{}^e(\mathcal{T}^{c\hat{a}\hat{b}} + 2\mathcal{T}^{cu\hat{a}}u^b), \quad (\text{A.53a})$$

$$\mathcal{X}^{ea} \equiv \mathcal{T}^{e\hat{a}} - 2(\mathcal{T}^{e(cu)})^\cdot h^a_c - \mathcal{T}^{euu}\dot{u}^a, \quad (\text{A.53b})$$

$$\mathcal{X}^{eab} \equiv \mathcal{T}^{e(\hat{a}\hat{b})}. \quad (\text{A.53c})$$

By Tulczyjew's second theorem all the  $\mathcal{X}$  vanish, and we obtain three equations. Let us explore their consequences, by introducing the 3+1 expansions of the quantities  $\mathcal{T}$  discussed in Sec. 2.2.2, which we rewrite here for convenience

$$\mathcal{T}^{ab} = m u^a u^b + 2m^{(a} u^{b)} + m^{ab} \quad (\text{A.54a})$$

$$\mathcal{T}^{abc} = u^a u^b n^c + 2u^{(a} n^{b)c} + n^{abc} + \mathcal{O}^{ab} u^c, \quad (\text{A.54b})$$

**Equation  $\mathcal{X}^{eab} = 0$**

In terms of the quantities appearing in Eqs. (A.54), the equation  $\mathcal{X}^{eab} = 0$  implies that  $u^a n^{(bc)} + n^{a(bc)} = 0$ . Contracting this with  $u_a$  yields  $n^{(bc)} = 0$  and  $n^{a(bc)} = 0$ . Hence  $n^{ab}$  is antisymmetric and  $n^{abc}$  vanishes identically because it also satisfies  $n^{[ab]c} = 0$  by construction<sup>2</sup>. These results simplify the two other equations as follows

**Equation  $\mathcal{X}^{ea} = 0$**

Now Eq. (A.53b) reads, thanks to the previous results,

$$m^b u^a + m^{ab} = -h^b_c (\mathcal{O}^{ac} + n^c u^a + n^{ac})^\cdot, \quad (\text{A.55})$$

Taking its space-space component with the help of the orthogonal projector, antisymmetrizing the result and using  $m^{[ab]=0}$  leads to  $h^a_b h^c_d \dot{\sigma}^{cd} = 0$ , where  $\sigma^{ab} \equiv u^{[a} n^{b]} + n^{[ab]}$ . Re-expanding the projector as  $h^a_b = \delta^a_b + u^a u_b$  and using the orthogonalities then yields

$$\dot{\sigma}^{ab} = -\dot{n}^{[a} u^{b]} + 2u_c \dot{n}^{c[a} u^{b]}. \quad (\text{A.56})$$

This will eventually turn into the precession equation for the spin tensor  $S^{ab}$ , that we will define at the end, i.e., once the last equation has been massaged, as follows.

<sup>2</sup>To show this, one can keep applying the antisymmetry and symmetry property alternatively until one reaches  $n^{abc} = -n^{abc}$ .

**Equation  $\mathcal{X}^e = 0$** 

Equation (A.53c), with the help of the previously established results and the quantity  $\sigma^{ab}$  defined above, can readily be transformed into

$$(mu^a + m^a + (\sigma^{ab} + u^a n^b + n^{ab})\dot{u}_b) \cdot = -\frac{1}{2}R_{cbd}{}^a(2\sigma^{dc}u^b + \sigma^{bc}u^d), \quad (\text{A.57})$$

where we simply inserted the projections (A.54) into Eq. (A.53a). Let us denote the quantity that is being differentiated on the left-hand side of this equation by  $p^a$  (thus giving the definition in Eq. (2.28)). On the one hand, an explicit calculation shows that the antisymmetric tensorial product between  $u^a$  and  $p^a$ , and Eq. (A.56), gives

$$p^{[a}u^{b]} = \dot{\sigma}^{ab}. \quad (\text{A.58})$$

On the other hand, using the antisymmetry of  $\sigma^{ab}$  and the algebraic symmetries of the Riemann tensor allows one to simplify the right-hand side of Eq. (A.57), to obtain

$$\dot{p}^a = -2R_{bcd}{}^a u^b \sigma^{cd}. \quad (\text{A.59})$$

Equations (A.59) and (A.58) are the dipolar equations of motion and precession respectively, and the spin tensor  $S^{ab}$  is simply twice the quantity  $\sigma^{ab}$  (thus giving the definition in Eq. (2.28)). It is then straightforward to rewrite the  $\mathcal{T}$ 's of the SEM Ansatz in terms of  $p^a$ ,  $S^{ab}$  and derivatives of other terms. Thanks to the magic formula (A.41), these cancel one another and one obtains the pole-dipole SEM tensor (2.29). This concludes the derivation.

**A.4.4 Equations of motion of a multipolar particle**

Here we give the consequences of the dipolar evolution equations given in Sec. 2.3.2, generalized to any multipolar order. In particular, starting from

$$\dot{p}^a = \frac{1}{2}R_{bcd}{}^a S^{bc}u^d + F^a \quad \text{and} \quad \dot{S}^{ab} = 2p^{[a}u^{b]} + M^{ab}, \quad (\text{A.60})$$

with a generic force vector  $F^a$  and torque tensor  $M^{ab}$ , we can perform the same analysis as that provided in that section to include the multipolar contributions to the Eqs. (2.66) through (2.77). They read

$$\dot{S} = \frac{1}{2S}M^{ab}S_{ab}, \quad (\text{A.61a})$$

$$\dot{m} = -F^u - M^{ua}\dot{u}_a, \quad (\text{A.61b})$$

$$\dot{S}_a = -\frac{1}{2}\varepsilon_{abcd}\dot{u}^b S^{cd} - \frac{1}{2}\varepsilon_{abcd}u^b M^{cd}, \quad (\text{A.61c})$$

$$p^a = mu^a - \varepsilon^a{}_{bcd}u^b \dot{u}^c S^d + M^{ab}u_b, \quad (\text{A.61d})$$

$$m\dot{u}^a = B^{ab}S_b - S^{ab}\dot{u}_b - \dot{M}^{ab}u_b - 2M^{\hat{a}b}\dot{u}_b - F^{\hat{a}}. \quad (\text{A.61e})$$

We stress that these equations hold for any multipolar order, but depend on our choice of SSC  $u_a S^{ab} = 0$ .

## Symplectic geometry

### B.1 Newtonian first law of mechanics

In this section, we derive the quasi-Newtonian first law of point-particle mechanics, for circular orbits, as touched upon. It is only quasi-Newtonian because one needs to add the mass energy  $mc^2$  of the particles to write the result in a form similar to the first law derived in Chap. 5. For completeness, we start from scratch with the classical reduction of the newtonian two-body problem.

#### B.1.1 Reduction of the two-body problem

Let us consider two test particles labeled by  $i \in \{1; 2\}$ , of mass  $m_i$  and located in the Euclidean three-dimensional space of Newtonian mechanics. The Lagrangian of this system is

$$\mathcal{L}(r_1, r_2, \dot{r}_1, \dot{r}_2) \equiv \frac{1}{2}m_1|\dot{r}_1|^2 + \frac{1}{2}m_2|\dot{r}_2|^2 + \frac{Gm_1m_2}{|r_1 - r_2|}, \quad (\text{B.1})$$

where  $r_i$  are the position vectors and  $G$  the gravitational constant. The conjugated variables read  $p_i \equiv \partial_{\dot{r}_i}\mathcal{L} = m_i\dot{r}_i$  and allows us to write the Hamiltonian of the system  $\mathcal{H} \equiv \dot{r}_1p_1 + \dot{r}_2p_2 - \mathcal{L}$  as

$$\mathcal{H}(r_1, r_2, p_1, p_2) \equiv \frac{|p_1|^2}{2m_1} + \frac{|p_2|^2}{2m_2} - \frac{Gm_1m_2}{|r_1 - r_2|}. \quad (\text{B.2})$$

It is clear from that equation that  $\mathcal{H}$  depends on  $(r_1, r_2, p_1, p_2)$  only through the norms of the momenta and of the distance between the two particles. It is therefore natural to perform a first change of coordinates (or physically a change of reference frame) in order to reduce the complexity of the problem. To this end, let  $u$  be the vector pointing from the origin of the old coordinates to the centre of mass of the system. Then,

$$u \equiv \beta_1 r_1 + \beta_2 r_2, \quad \text{where} \quad \beta_i \equiv \frac{m_i}{m} \quad \text{and} \quad m \equiv m_1 + m_2. \quad (\text{B.3})$$

Then, let  $r \equiv r_1 - r_2$  be the separation vector between the two particles. The new variables  $(u, r)$  are related to the old ones  $(r_1, r_2)$  by a linear transformation, which we may represent



as

$$\begin{pmatrix} u \\ r \end{pmatrix} = \begin{pmatrix} \beta_1 \mathbb{I} & \beta_2 \mathbb{I} \\ -\mathbb{I} & \mathbb{I} \end{pmatrix} \begin{pmatrix} r_1 \\ r_2 \end{pmatrix}. \quad (\text{B.4})$$

where  $\mathbb{I}$  is the  $3 \times 3$  identity matrix. Having performed a linear transformation of the coordinates constrains us to change the momenta linearly too, if we want the system to remain hamiltonian. Indeed, if  $(q, p)$  are canonical variables and  $\mathcal{A}$  is an invertible matrix, then the mapping  $(q, p) \mapsto (Q, P)$  with  $Q = \mathcal{A}q$  is canonical if and only if  $p = \mathcal{A}^\top P$ , where  $\mathcal{A}^\top$  denotes the transpose of  $\mathcal{A}$ . Applying this to the present case, we need for the new momenta  $P \equiv (v, p)$  to satisfy

$$v \equiv p_1 + p_2 \quad \text{and} \quad p \equiv \beta_1 p_2 - \beta_2 p_1. \quad (\text{B.5})$$

We note that  $v$  is the total linear momentum of the system. In the new variables  $(u, r, v, p)$ , the Hamiltonian reads

$$\mathcal{H}(u, r, v, p) \equiv \frac{|p|^2}{2\mu} + \frac{|v|^2}{2m} - \frac{Gm\mu}{|r|}, \quad (\text{B.6})$$

where we have introduced the reduced mass  $\mu \equiv m_1 m_2 / m$  to further simplify the expression. By comparing equations (B.2) and (B.6), we see that, numerically, all we have done is replace  $(p_1, p_2, m_1, m_2)$  by  $(p, v, \mu, m)$ , respectively. In particular, the hamiltonian of the initial  $(m_1, m_2)$ -system is equivalent to that of  $(\mu, m)$ . The main advantage of this new expression is that, now,  $\mathcal{H}$  does not depend explicitly on the coordinate  $u$  associated to the total momentum. This is reminiscent of the momentum conservation. In particular, since  $v$  is constant, we may as well set it equal to zero, in which case  $p_1 = -p_2$ , and therefore  $p = p_1 = -p_2$ . Leaving aside the couple  $(u, v)$  all together, we have reduced the initial problem to the dynamics of the Hamiltonian

$$\mathcal{H}(r, p) \equiv \frac{|p|^2}{2\mu} - \frac{Gm\mu}{|r|}. \quad (\text{B.7})$$

But now we see that the Hamiltonian is invariant under a fixed rotation of the separation vector  $r$  as well as its associated momentum  $p$ . Intuitively, this should reduce the problem from the phase space  $\mathbb{R}^3 \times \mathbb{R}^3 \ni (r, p)$  to  $\mathbb{R} \times \mathbb{R}$ . To do this properly, the usual spherical coordinates  $(\rho, \theta, \phi)$  should be particularly useful. But to do things self-consistently, we would have to compute the new momenta  $(p_\rho, p_\theta, p_\phi)$  associated to  $(\rho, \theta, \phi)$ . To do this, we can use a brute force, Poisson brackets-like calculation. I prefer to take a less straightforward route, with much less calculations. First, one of the two Hamilton equations in the Cartesian variables  $(x, y, z)$ , which I denote by  $r = (r_1, r_2, r_3)$ , gives us  $\dot{r}_i = \partial_{p_i} \mathcal{H} = p_i / \mu$ . Consequently, we have  $|p|^2 = \mu^2 |\dot{r}|^2$ , and we can now perform the inverse Legendre transform  $\mathcal{L}(r, \dot{r}) = \mu |\dot{r}|^2 - \mathcal{H}(r, \mu \dot{r})$ , so that

$$\mathcal{L}(r, \dot{r}) = \frac{1}{2} \mu |\dot{r}|^2 + \frac{Gm\mu}{r}. \quad (\text{B.8})$$

The advantage now is that we can write the separation vector  $r$  in any coordinates, spherical being the one we are after. In the natural, spherical basis  $(e_\rho, e_\theta, e_\phi)$  we simply have  $r = \rho e_\rho$  and therefore  $|r| = \rho$  and  $|\dot{r}|^2 = \dot{\rho}^2 + \rho^2 \dot{\theta}^2 + \rho^2 \sin^2 \theta \dot{\phi}^2$ . Inserting this in the previous expression of the Lagrangian and computing the momenta gives

$$p_\rho \equiv \frac{\partial \mathcal{L}}{\partial \dot{\rho}} = \mu \dot{\rho}, \quad p_\theta \equiv \frac{\partial \mathcal{L}}{\partial \dot{\theta}} = \mu \rho^2 \dot{\theta} \quad \text{and} \quad p_\phi \equiv \frac{\partial \mathcal{L}}{\partial \dot{\phi}} = \mu \rho^2 \sin^2 \theta \dot{\phi}. \quad (\text{B.9})$$

One last time, a Legendre transform allows us to write the Hamiltonian in the new, spherical-type canonical coordinates  $(\rho, \theta, \phi, p_\rho, p_\theta, p_\phi)$ , with respect to the center of mass of the system. It reads

$$\mathcal{H} = \frac{p_\rho^2}{2\mu} + \frac{p_\theta^2}{2\mu\rho^2} + \frac{p_\phi^2}{2\mu\rho^2 \sin^2\theta} - \frac{Gm\mu}{\rho}. \quad (\text{B.10})$$

Several remarks are in order. First, the fact that, in these coordinates,  $\mathcal{H}$  is independent of  $(\theta, \phi)$ , implies that  $p_\theta$  and  $p_\phi$  are constant. Second,  $\mathcal{H}$  is also independent of  $\theta$ , and we may thus take without loss of generality  $\theta = 0$ . By doing so, But since  $p_\theta = \mu r \wedge \dot{r}$  These two elements together imply that the motion is confined at once within a cone and a plane. This is the very definition of a conic section.

In the end, we see that the classical two-body problem, which started with a 12-dimensional phase-space can be reduced to the analysis of a hamiltonian on  $\mathbb{R} \times \mathbb{R}$ . This is the ‘‘reduction’’ of the two-body problem, a remarkable consequence of the underlying symmetries of the Keplerian potential (and Euclidean nature of Newtonian mechanics in general).

## B.1.2 First law of mechanics

Let us consider the hamiltonian of the system as a function of both the coordinates/momenta as well as the masses of the particles:

$$H(r, p, L, m_1, m_2) = \frac{p^2}{2\mu} + \frac{L^2}{2\mu r^2} - \frac{Gm\mu}{r}, \quad (\text{B.11})$$

where the reduced and total masses are functions of the individual masses through  $m = m_1 + m_2$  and  $\mu = m_1 m_2 / m$ . With the help of Hamilton’s equations, the differential  $\delta\mathcal{H}$  of this hamiltonian can be simply written as

$$\delta\mathcal{H} = -\dot{p}\delta r + \dot{r}\delta p + \dot{\theta}\delta L + \sum_i z_i \delta m_i, \quad (\text{B.12})$$

where for any  $i \in \{1; 2\}$ , the coefficients  $z_i$  are defined by

$$z_i \equiv -\frac{1}{m_i} \left( \frac{p^2}{2m_i} + \frac{L^2}{2m_i r^2} - \frac{Gm}{r} \right), \quad (\text{B.13})$$

In the case of a circular orbit of radius  $r_o$ , we have  $\dot{p} = \dot{r} = 0$  and the true anomaly  $\theta$  evolves linearly with time, at frequency  $\Omega$  (the orbital frequency). Thanks to Kepler’s third law  $\Omega^2 r_o^3 = Gm$  and the expression of the angular momentum  $L^2 = Gm r_o \mu^2$ , equation (B.12) simply reads

$$\delta\mathcal{H} = \Omega\delta L - \frac{Gm_2}{r_o} \left( 1 + \frac{m_2}{2m} \right) - \frac{Gm_1}{r_o} \left( 1 + \frac{m_1}{2m} \right). \quad (\text{B.14})$$

How can we compare this Newtonian first law to the relativistic case ? In GR, the hamiltonian has the numerical value of the ADM mass  $M$ , which encompasses all energy within the spacetime. The link between the total energy  $H$  at play here and this ADM mass is simply  $Mc^2 = H + mc^2$ . Let us add the total mass energy  $mc^2$  to the Hamiltonian and regroup all terms to get

$$\delta Mc^2 - \Omega\delta L = \left( 1 - \frac{Gm_2}{r_o c^2} \left( 1 + \frac{m_2}{2m} \right) \right) \delta m_1 c^2 + (1 \leftrightarrow 2). \quad (\text{B.15})$$

This is precisely the Newtonian first law of mechanics derived by the authors of [386]. Indeed, in Eq. (1.1) there, we read the same equation with  $z_i$  given in Eq. (2.37) as

$$z_1 = 1 + \left( -\frac{3}{4} - \frac{3}{4}\Delta + \frac{\nu}{2} \right) x + O(x^2), \quad (\text{B.16})$$

where  $\nu \equiv m_1 m_2 / m^2$ ,  $\Delta \equiv (m_2 - m_1) / m$  and  $x = (m\Omega)^3 / 2$ . Using Kepler's third law, we find agreement between the two results.

## B.2 Keplerian and Harmonic dynamics

### B.2.1 Keplerian dynamics

The dynamics in the Kepler potential  $\psi(r) = -\mu/r$  is most easily found by writing an ODE for the function  $u(\theta)$  where  $u = 1/r$  is the Binet variable (see [344]). This ODE is linear in the case of the Kepler potential and reads  $u'' + u = \mu/\Lambda^2$ , with  $u' = du/d\theta$ . The solution for  $r(\theta)$  is then easily obtained, and using  $(r(0), \theta(0)) = (r_p, 0)$  as initial conditions gives

$$r(\theta) = \frac{p}{1 + \varepsilon \cos \theta}, \quad \text{where } p = \frac{\Lambda^2}{\mu}, \quad \varepsilon = \sqrt{1 + \frac{2\xi\Lambda^2}{\mu^2}}, \quad (\text{B.17})$$

where  $p > 0$  is the semi-latus rectum and  $\varepsilon \in [0; 1[$  the eccentricity. In celestial mechanics, the angle  $\theta$  is called the true anomaly. One can also parametrize the orbit with the so-called eccentric anomaly  $E$ , such that

$$r(E) = \alpha(1 - \varepsilon \cos E), \quad \text{where } \tan \frac{E}{2} = \sqrt{\frac{1 + \varepsilon}{1 - \varepsilon}} \tan \frac{\theta}{2}, \quad (\text{B.18})$$

where  $\alpha = p/(1 - \varepsilon^2) = -\mu/2\xi$  is the semi-major axis of the elliptic orbit. Contrary to the true anomaly, the eccentric anomaly  $E$  can be linked analytically to the orbital time  $t$  elapsed along the orbit, as encoded in the Kepler equation

$$\frac{\sqrt{\mu}}{\alpha^{3/2}} t = E - \varepsilon \sin E, \quad (\text{B.19})$$

where it is assumed that  $E = \theta = 0$  at  $t = 0$ , as our initial conditions require. Finally, Kepler's third law of motion comes as a corollary of (B.19). By definition, every Keplerian orbit is an ellipse, thus the radial period  $T$  coincides with the orbital period, and corresponds to  $E = 2\pi$ . Consequently, (B.19) implies equation (B.19) since the semi-major axis  $\alpha$  is linked to the energy  $\xi$  by  $\alpha = -\mu/2\xi$ , as follows from (B.17).

### B.2.2 Harmonic dynamics

In an harmonic potential, the orbit is an ellipse, except that the origin of coordinates is at the center of the ellipse, not at one of its foci (like the Keplerian case). The easiest way to solve the equations of motion is through Cartesian coordinates. This is well-known and derived in most classical textbooks (e.g., section 3.1.(a) of [590]). It was mentioned in Chap. 8 that an isochrone potential  $\psi$  always belongs to one of the five families  $(\psi_{\text{Ha}}, \psi_{\text{He}}, \psi_{\text{Ke}}, \psi_{\text{Bo}}, \psi_{\text{Ho}})$  up to a gauge-term of the form  $\varepsilon + \frac{\lambda}{2r^2}$ , where  $(\varepsilon, \lambda) \in \mathbb{R}^2$ . The analytical results derived in this paper are general enough to take into account this

gauge-liberty, for all non-harmonic potentials. For the (non-gauged) harmonic potential, the results of the last section is very classical and applies. There only remains the case of gauged-harmonic potentials, of the form (8.28). Let us solve the dynamics in this general potential.

### Hamiltonian in action-angle variables

The computation of the radial action  $J$  for the harmonic class is easily found by setting  $b = 0$  in the expressions (10.6) for  $T$  and  $\Theta$ . They are given by

$$T = \frac{\pi \sqrt{-d}}{2} \frac{1}{a} \quad \text{and} \quad \Theta = \frac{\pi \Lambda}{\sqrt{\Lambda^2 - e/d}}, \quad (\text{B.20})$$

where we recall that  $d < 0$  for an orbit to exist (otherwise the parabola is not convex) and  $a > 0$  since by assumption  $\delta = ad > 0$ . From the above formulae, the expression (10.5) of  $J$  as a sum of integrals over  $T$  and  $\Theta$  can be easily turned into

$$J(\xi, \Lambda) = J_o + \frac{\sqrt{-d}}{4a} \xi - \frac{1}{2} \sqrt{\Lambda^2 - \frac{e}{d}}, \quad (\text{B.21})$$

where  $J_o$  is an integration constant that depends on  $(a, b, c, d, e)$ . Since we must have  $J = 0$  in the case of a circular orbit, a calculation (see e.g. section IV.A.1 of [2]) gives  $J_o = -\frac{c}{4a\sqrt{-d}}$ . Now, as in section 10.1.1, we get the expression of the Hamiltonian  $H(J, \Lambda)$  by simply solved the above formula for the energy  $\xi$ , giving

$$H(J, \Lambda) = -\frac{c}{d} + \frac{4a}{\sqrt{-d}} J + \frac{2a}{\sqrt{-d}} \sqrt{\Lambda^2 - \frac{e}{d}}. \quad (\text{B.22})$$

The Hamiltonian of the isochrone class is therefore always linear in  $J$ , and linear in  $\Lambda$  only in the case  $e = 0$ , i.e., when the parabola crosses the origin of the  $(x, y)$ -plane (cf equation (8.27)). Naturally, we recover the gauge term  $-c/d$  (energy shift) of the harmonic potential (8.28). The Hamiltonian frequencies  $(\omega_J, \omega_\Lambda)$  read in the present, harmonic case

$$\omega_J := \frac{\partial H}{\partial J} = \frac{4a}{\sqrt{-d}} \quad \text{and} \quad \omega_\Lambda := \frac{\partial H}{\partial \Lambda} = \frac{2a}{\sqrt{-d}} \frac{\Lambda}{\sqrt{\Lambda^2 - e/d}}. \quad (\text{B.23})$$

Comparing these frequencies with (B.20) shows that the ratio  $\omega_\Lambda/\omega_J$  coincides with  $\Theta(\Lambda)/2\pi$ , as discussed in section 10.1.1 in the non-harmonic isochrone case.

### Explicit polar solution

First, let us re-write the equation of motion (8.4) with the explicit form (8.28). We have

$$\frac{1}{16} \left( \frac{dx}{dt} \right)^2 = \left( \xi + \frac{c}{d} \right) x + \frac{e}{d} - \Lambda^2 + \frac{a^2}{d} x^2, \quad (\text{B.24})$$

and we suppose as always that  $x(t = 0) = x_p$ . The right-hand side of (B.24) vanishes at  $t = 0$  when  $x = x_p$  (periastron) and at  $t = T/2$  when  $x = x_a$  (apoastron). Both  $x_p, x_a$  are easily found as the quadratic roots of the right-hand side. Between the two, i.e., for

$t \in ]0; T/2[$ , it is strictly positive. Therefore, for we can factorize the right-hand side of (B.24) and rearrange the result into<sup>1</sup>

$$\frac{dx}{\sqrt{(x-x_p)(x_a-x)}} = 4\sqrt{\frac{a^2}{-d}}dt. \quad (\text{B.25})$$

Now we integrate this equation using the Euler substitution  $x \mapsto \chi$  defined by  $\chi^2 = \frac{x-x_p}{x_a-x}$ . Integrating in the  $\chi$  variable and going back to  $x$  then gives the simple formula

$$x(t) = x_a + (x_p - x_a) \cos(\Omega t)^2, \quad \text{where} \quad \Omega = \sqrt{\frac{4a^2}{-d}} = \frac{2\pi}{T}, \quad (\text{B.26})$$

in which we fixed the integration constant by requiring  $x(0) = x_p$ . As a verification, we see that  $x(t = T/2) = x_a$ , in agreement with Kepler's generalized third law (10.6) for  $b = 0$  (harmonic class). Equation (B.26) gives the solution for the radial part of the dynamics  $r(t)$  via  $x = 2r^2$ . For the angular part, we may use the angular equation of motion  $\dot{\theta} = \Lambda/r^2$  and integrate with respect to  $t$ . We readily obtain:

$$\theta(t) = 2\Lambda \int_0^t \frac{d\tau}{x_a + (x_p - x_a) \cos(\Omega\tau)^2}. \quad (\text{B.27})$$

Let us now set  $\phi = \Omega\tau$  and  $\varepsilon^2 = 1 - x_p/x_a$  (such that  $0 < \varepsilon < 1$ ) in (B.27), and integrate with respect to  $\phi$  using a partial fraction decomposition (same technique as around equation (4.55)). We then find the explicit expression:

$$\theta(t) = \frac{2\Lambda}{\Omega x_p x_a} \sum_{\pm} \arctan\left(\sqrt{\frac{1+\varepsilon_{\pm}}{1-\varepsilon_{\pm}}} \tan \frac{\Omega t}{2}\right), \quad E = \Omega t. \quad (\text{B.28})$$

where we used the identity  $x_a^2(1 - \varepsilon^2) = x_p x_a$  and set  $\varepsilon_{\pm} = \mp \varepsilon$ . Equations (B.26) and (B.28) are true of any isochrone potential of the harmonic class. They should be compared to their non-harmonic equivalent (10.21) and (10.27), respectively. Based on the fact that the Kepler equation (B.19) reduces to  $\Omega t = E$  in the limit  $b \rightarrow 0$ , there probably exists a way to gather all these isochrone results (both harmonic and non-harmonic) under the same formulation. We have not managed to find such formulae, but encourage the interested reader to give it a try. It would provide a strong proof of universality to the isochrone paradigm. As a perspective, we mention the following formulae for arctangent which is seldom found in the literature and which may be of some help. Consider the classical trigonometric identity:  $\tan(x+y) = \frac{\tan x + \tan y}{1 - \tan x \tan y} + \kappa\pi$  with  $\kappa \in \{-1, 0, 1\}$  depending on where  $\tan(x+y)$  lies in  $[-\pi; \pi]$ . Setting  $(X, Y) = (\tan x, \tan y)$  we readily get the other well-known identity (assuming  $\kappa = 0$ )

$$\arctan \frac{X+Y}{1-XY} = \arctan X + \arctan Y. \quad (\text{B.29})$$

Now set  $2U := X+Y$  and  $2V := 1-XY$ , so that we can express  $X$  and  $Y$  in terms of  $(U, V)$  by solving a quadratic equation. Noticing that the left-hand side of (B.29) is  $\arctan U/V$ , we obtain a formula for the arctangent of a quotient

$$\arctan \frac{U}{V} = \sum_{\pm} \arctan(U \pm \sqrt{U^2 + 2V - 1}) \quad (\text{B.30})$$

<sup>1</sup>For the harmonic case  $b = 0$ , we necessarily have  $d < 0$ , since  $y = Y(x)$  as given by (8.28) must be convex for the physical orbit to be well-defined.

Noticing that each formula for  $\theta(E)$  ((10.27) non-harmonic and (B.28) for harmonic) always involves terms of the form (B.30), it may be a possible starting point to find the common point between the harmonic and non-harmonic results. We leave this for future work.

## B.3 Details on the Hamiltonian treatment

### B.3.1 Analytic continuations

The explicit formula (10.27) for  $\theta(E)$  has been obtained for all (non-harmonic) isochrone potentials with  $x_v < 0$ . In particular, the derivation does not hold a priori for the Bounded and Hollowed class, for which  $x_v > 0$ . Indeed, if  $x_v > 0$ , then  $\zeta^2 = -x_v/2\alpha^2$  is negative, and thus  $\zeta$  is imaginary (see between (10.25) and (4.55)). However, note that the final formula (10.27) is a sum of two terms, one with  $+\zeta$  and another with  $-\zeta$  (recall that  $\varepsilon_{\pm} = \varepsilon/(1 \pm \zeta)$  there). Since  $\zeta \in \mathbb{I} \subset \mathbb{C}$ , this means that equation (10.27) reads  $\theta \propto F(\zeta) + F(\bar{\zeta})$  where the function  $F$  is simply

$$F : z \in \mathbb{C} \mapsto \frac{\varepsilon}{\sqrt{(1+z)^2 - \varepsilon^2}} \arctan\left(\sqrt{\frac{1+z+\varepsilon}{1+z-\varepsilon}} \tan \frac{E}{2}\right), \tag{B.31}$$

with  $(\varepsilon, E) \in [0; 1] \times [0 : \pi]$  seen as fixed parameters here. Now if  $F$  is holomorphic around  $\mathbb{I}$  (and since its restriction to real  $z$  is real-valued) then we automatically have  $F(z) + F(\bar{z}) = F(z) + F(\bar{z})$  from standard results of complex analysis. But up to multiplicative positive constants  $F$  can be written as  $F(z) = \sqrt{f(z)} \arctan(\sqrt{g(z)})$ , where

$$f : z \mapsto (1+z)^2 - \varepsilon^2 \quad \text{and} \quad g : z \mapsto \frac{1+z+\varepsilon}{1+z-\varepsilon}, \tag{B.32}$$

Now let  $\mathbb{I} = i\mathbb{R}$  be the imaginary axis and  $\mathbb{I}_{\pm} = i\mathbb{R}_{\pm}$  be the lower (−) and upper (+) part of the imaginary axis. By a direct calculation, the image of  $\mathbb{I}_+$  (resp.  $\mathbb{I}_-$ ) under  $f$  is the upper (resp. lower) part of a parabola, and under  $g$ , it is the upper (resp. lower) part of a circle (Möbius transformation). Under  $z \mapsto \sqrt{z}$ , and irrespective of the chosen principal value, the parabola  $f(\mathbb{I})$  is then mapped to a set of two disconnected curves that are complex conjugate to one-another (corresponding to the two  $f(\mathbb{I}_+)$  and  $f(\mathbb{I}_-)$  parts). The same is true for the circle  $g(\mathbb{I})$ . In particular,  $\sqrt{g(\mathbb{I})}$  is a closed curve on the right-half plane (for the  $+\sqrt{\phantom{x}}$  branch) that does not intersect the imaginary axis, such that its (complex) arctangent is well-defined and holomorphic (square roots and inverse trig functions can all be defined in terms of the complex logarithm, with which it is easy to check that all is well-defined and holomorphic). A summary of all this is depicted on figure B.1. The conclusion is that the function  $F$  defined in (B.31) is holomorphic on  $\mathbb{I}$ , and therefore  $F(z) + F(\bar{z}) = 2\text{Re}(F(z))$ , making the formula for  $\theta(E)$  also real-valued and well-defined, even in the case  $x_v > 0$ , i.e., for Bounded and Hollowed potentials.

### B.3.2 Universal ODE for parabolae

In this appendix, we solve the so-called universal ODE for parabolae  $3Y''Y''' = 5(Y''')^2$ . This ODE was already used in appendix B of [588] to characterize parabolae. We start by the case where  $Y''' = 0$  which clearly is a solution. Then  $Y''$  is a constant function and, therefore,  $Y(x)$  is a quadratic polynomial. This corresponds to the harmonic class of parabolae (8.34). If  $Y''' \neq 0$ , then re-arranging the equation yields  $Y''''/Y''' = \frac{5}{3}Y'''/Y''$ ,

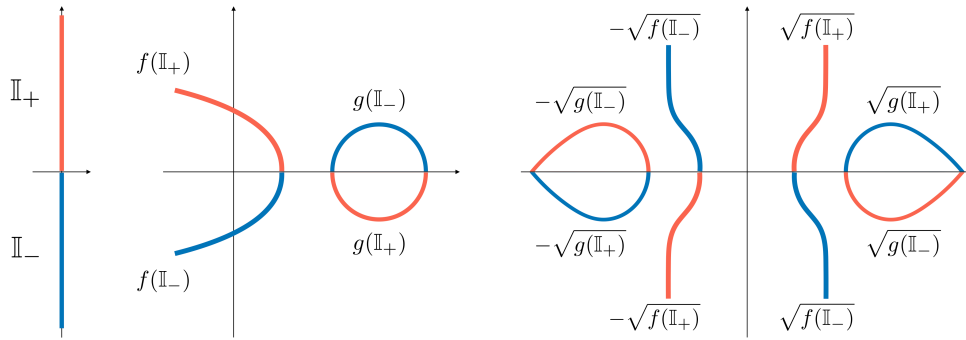


Figure B.1: Successive images of the imaginary axis  $\mathbb{I} = \mathbb{I}_+ \cup \mathbb{I}_-$  under  $f, g$  and then  $\sqrt{f}, \sqrt{g}$ . Images for both branches  $\pm\sqrt{\phantom{x}}$  of the (complex) square root are represented.

which can be readily integrated as  $Y'''(Y'')^{-5/3} = C$  where  $C \in \mathbb{R}$ . From this which we directly get  $-\frac{3}{2}(Y'')^{-2/3} = Cx + D$  with  $D \in \mathbb{R}$ . This implies that  $Y''(x) \propto (Cx + D)^{-3/2}$ , and therefore  $Y$  is of the form (8.30), encompassing all non-harmonic types of parabolae. Reciprocally, each parabola is a solution of the ODE, which finishes the proof.

### B.3.3 Action-angle transformation and Birkhoff invariants

In section 10.2 and 10.3, we have used the Birkhoff normal form for a 1-dimensional system (2-dimensional phase space), and thus worked with scalar Birkhoff invariants. In this section, we would like to provide an alternative way of looking at the relation between these invariants. In particular, we consider the 2-dimensional point of view of the problem (4-dimensional phase space), and consider other, more general, types of invariants. In particular, this will allow us to understand more deeply the unicity of the Birkhoff invariants.

Let  $\vec{\omega}$  be the frequency vector made of the two natural frequencies associated with some Hamiltonian  $\mathcal{H}(A, B)$ , given in terms of some action variables  $(A, B)$  (we are not interested in their respective angles here). It is given by

$$\vec{\omega} = \left( \frac{\partial \mathcal{H}}{\partial A}, \frac{\partial \mathcal{H}}{\partial B} \right). \tag{B.33}$$

Let us now construct simple quantities using  $\vec{\omega}$  whose value remain unchanged under a transformation from one set of action-angle variables to another. We will use the fact that transformation between sets of action-angles is not arbitrary. Indeed, when going from a set  $(A, B)$  to another, say  $(A', B')$ , symplecticity imposes that the old and new actions must be related by a matrix  $M \in \text{SL}(2, \mathbb{Z})$ . These are  $2 \times 2$  matrices with determinant 1 and coefficients in  $\mathbb{Z}$ . Roughly speaking, this is because angles must be transformed so that they remain angles, i.e. make  $\mathbb{Z}$ -linear combinations of them and not mix them with actions. Then symplecticity imposes that the actions be transformed similarly. For more on these action-angle transformations, we refer to the very clear discussion in [613], and to the book [633] for more technical details (see around proposition (6.5.3) there). Summarizing, we must have

$$\begin{pmatrix} A' \\ B' \end{pmatrix} = \begin{pmatrix} m & p \\ n & q \end{pmatrix} \begin{pmatrix} A \\ B \end{pmatrix}, \quad \text{where} \quad \begin{cases} (m, n, p, q) \in \mathbb{Z}^4, \\ mq - np = 1. \end{cases} \tag{B.34}$$

The change of actions (B.34) induces a change in the Hamiltonian such that the frequency vector (B.33) is transformed as  $\vec{\omega} \mapsto M^\top \vec{\omega}$ , where  $M^\top$  is the transpose of  $M = \begin{pmatrix} m & p \\ n & q \end{pmatrix}$ .

From then, it is easy to construct invariants by taking advantage of the fact that  $\det M = 1$ . For example, consider the following scalar quantities

$$\mathcal{J} := \frac{\partial \vec{\omega}}{\partial A} \wedge \vec{\omega}, \quad \mathcal{G} := \vec{\omega} \wedge \frac{\partial \vec{\omega}}{\partial B} \quad \text{and} \quad \mathcal{T} := \frac{\partial \vec{\omega}}{\partial A} \wedge \frac{\partial \vec{\omega}}{\partial B}, \quad (\text{B.35})$$

where  $\wedge$  denotes the usual determinant between two vectors. Then the transformation (B.34) leaves  $\mathcal{J}, \mathcal{G}, \mathcal{T}$  invariant. Indeed, consider  $\mathcal{J}'$ , the expression of  $\mathcal{J}$  in the new action variables. Then

$$\mathcal{J}' = \frac{\partial(M\vec{\omega})}{\partial A} \wedge (M\vec{\omega}) = (\det M)^2 \frac{\partial \vec{\omega}}{\partial A} \wedge \vec{\omega} = \mathcal{J}, \quad (\text{B.36})$$

where we used in the first equality  $\vec{\omega}' = M\vec{\omega}$ , in the second the fact that  $M$  has (constant) coefficients in  $\mathbb{Z}$  and in the third  $\det M = 1$ . A similar computation holds for both  $\mathcal{G}$  and  $\mathcal{T}$ . Since  $\vec{\omega} \wedge \vec{\omega} = 0$ , the three quantities (B.35) are the most simple scalars built out of  $\vec{\omega}$  that are invariant under (B.34). The link between  $(\mathcal{J}, \mathcal{G}, \mathcal{T})$  (functions of  $(A, B)$ ) and the Birkhoff invariants used in section 10.2 and 10.3 is easily obtained as follows. Setting  $(A, B) = (I, \Lambda)$  where  $\Lambda$  is the angular momentum action and  $I = \rho$  or  $J$ . Then if the Hamiltonian is in a normal form of the type  $N(I, \Lambda) = \mathfrak{l}(\Lambda) + \mathfrak{b}(\Lambda)I + \frac{1}{2}\mathfrak{B}(\Lambda)I^2$ , the quantities  $(\mathcal{J}, \mathcal{G}, \mathcal{T})$  are easily found to be

$$\mathcal{J} = \mathfrak{l}'\mathfrak{B} - \mathfrak{b}\mathfrak{b}', \quad \mathcal{G} = \mathfrak{l}'\mathfrak{b}' - \mathfrak{b}\mathfrak{l}'' \quad \text{and} \quad \mathcal{T} = \mathfrak{l}''\mathfrak{B} - \mathfrak{b}'\mathfrak{b}'. \quad (\text{B.37})$$

The quantity  $\mathcal{T}(A, B)$  in (B.35) is the torsion of the torus  $(A, B)$ . The vanishing of  $\mathcal{T}$  and  $\mathcal{G}$  is a necessary and sufficient condition for the Bertrand theorem to hold, as explained in [608]. We see from equation (10.63) that, in fact, the vanishing of  $\mathcal{J}$  is a necessary and sufficient condition for the isochrone theorem to hold. What's more, it is clear from their definition (B.35) that if both  $\mathcal{T}$  and  $\mathcal{G}$  vanish, then so does  $\mathcal{J}$ , since the  $\mathcal{T} = 0 = \mathcal{G}$  implies that  $\partial_B \vec{\omega}$  is parallel to both  $\partial_A \vec{\omega}$  and  $\vec{\omega}$ , consequently  $\partial_A \vec{\omega}$  is parallel to  $\vec{\omega}$  and thus  $\mathcal{J} = 0$ . Physically, this parallelism relations between the frequency vectors encodes the remarkable fact that Bertrand potentials are necessarily isochrone.







## Euclidean geometry

### C.1 Details on radial potentials

#### Finite mass and attractive nature

Before going further, we would like to discuss some physical properties of the isochrone potentials associated with the five families ( $\mathcal{P}_i$ ). We start with a (non-necessarily isochrone) central potential  $\psi$  and the Poisson equation (7.15), from which we can easily infer the mass contained within a (spherical) shell surrounding the origin. We choose the units so that  $G = 1$  in order to simplify the equations.

Let  $\epsilon > 0$  be the inner radius of such a shell, and  $R > \epsilon$  be its outer radius, so that  $\psi(R)$  is well-defined, and we let  $M_\epsilon(R)$  be the mass contained within this shell  $[\epsilon, R]$ . By definition,  $M_\epsilon(R)$  is given by  $\int_\epsilon^R \rho(r) 4\pi r^2 dr$ . Multiplying Eq. (7.15) by  $r^2$  and integrating over the shell  $[\epsilon, R]$  readily give

$$M_\epsilon(R) = R^2\psi'(R) - \epsilon^2\psi'(\epsilon). \quad (\text{C.1})$$

From this equation, it is clear that the total mass  $M(R)$  contained within the sphere or radius  $r = R$  is simply given by the  $\epsilon \rightarrow 0$  limit of  $M_\epsilon(R)$ . Therefore, for any radius  $R$ ,  $M(R)$  is finite if and only if the rightmost term  $\epsilon^2\psi'(\epsilon)$  in Eq. (C.1) remains bounded as  $\epsilon \rightarrow 0$ . If this limit is infinite, the potential is sourced by an infinite amount of mass at the physical origin.

With the Hénon variables, it is very simple to see geometrically if  $M(R)$  is infinite or not. Indeed, if we differentiate  $Y(x) = 2r^2\psi(r)$  with respect to  $r$  we obtain  $r^2\psi'(r) = (xY'(x) - Y(x))/r$ . Evaluating this at  $r = \epsilon$  and Taylor-expanding around  $\epsilon = 0$  give easily

$$\epsilon^2\psi'(\epsilon) = -\frac{Y(0)}{\epsilon} + o(\epsilon). \quad (\text{C.2})$$

It is clear from Eqs. (C.1) and (C.2) that the mass  $M(R)$  is finite if and only if  $Y(0) = 0$ ; a result true for any central potential  $\psi$ . In other words, we have the following geometrical

result: *A potential  $\psi$  is sourced by a finite mass at the origin if and only if its curve  $\mathcal{C}$  in Hénon's variables passes through the origin.* In the isochrone context, this means that any isochrone parabola whose convex branch does not cross the origin is associated with an infinite mass at the origin. Moreover, we see on Eq. (C.2) that if  $Y(0) > 0$ , i.e., the convex branch crosses the  $y$ -axis above the origin, then the central mass is infinite and positive.<sup>1</sup>

Now if we focus on a potential satisfying  $Y(0) = 0$ , the mass  $M(r)$  is finite within any sphere, and it can be read off of the curve  $\mathcal{C}$  as follows. Plugging  $r^2\psi'(r) = (xY'(x) - Y(x))/r$  into Eq. (C.1) allows us to write  $M(r)$  in the following evocative form

$$M(r) = -\frac{Y'(x)(0-x) + Y(x)}{r}. \quad (\text{C.3})$$

Notice that the numerator in Eq. (C.3) is nothing but the  $y$ -intercept of the tangent of  $\mathcal{C}$  at the point of abscissa  $x$ . Therefore, given a central potential, the mass contained within a sphere of radius  $r$  can be measured simply by reading this  $y$ -intercept. In particular, for the isochrone potentials the mass within a given sphere is also something that can be geometrically read off the parabola, as depicted in Fig. C.1.

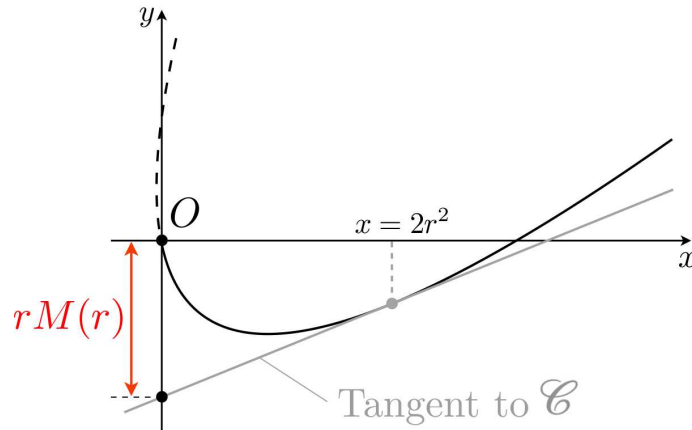


Figure C.1: The curve  $\mathcal{C}$  is in solid black, and the rest of the parabola in dashed black. The curve passes through the origin; therefore, the mass  $M(r)$  inside any sphere of radius  $r$  is finite. It can be read off as the  $y$ -intercept of the tangent at the point of abscissa  $x$  (in red). Note that this construction for the mass holds for any central potential.

### C.1.1 Dynamical system

In order to draw the orbit, we write the equations of motion as a three-dimensional dynamical system. Although, in general, a generic three-dimensional motion in classical mechanics involves 6 degrees of freedom, namely the three coordinates and their associated momenta, the spherical symmetry here at play reduces this number to three. Moreover, the radial motion is decoupled from the polar one. To see this, differentiate Eq. (7.16) with respect to  $r$  to obtain a second-order ODE for  $r(t)$ , or equivalently, a two-dimensional

<sup>1</sup>We shall see this feature at play in the classification of isochrone orbits, later in Sec. 9.3.

dynamical system for the radial motion in  $(r, \dot{r})$ . To get the polar motion, and thus the full orbit  $(r(t), \theta(t))$ , one may simply use the definition of the angular momentum  $\Lambda = r^2 \dot{\theta}$ , which gives  $\theta(t)$  directly from  $r(t)$ . These three pieces together give the following three-dimensional dynamical system in  $(r, \dot{r}, \theta)$

$$\frac{dr}{dt} = \dot{r}, \quad \frac{d\dot{r}}{dt} = \frac{\Lambda^2}{r^3} - \psi'(r) \quad \text{and} \quad \frac{d\theta}{dt} = \frac{\Lambda}{r^2}. \quad (\text{C.4})$$

The system (C.4) is sufficient to compute the trajectory of any particle in any central potential  $\psi(r)$ . In particular, once  $\psi(r)$  is plugged into Eqs. (C.4) and some initial conditions  $(r(0), \dot{r}(0), \theta(0))$  are provided, the motion can be solved using, e.g., a classical Runge-Kutta numerical method. Since we are interested in periodic, bounded orbits, we must, however, choose the initial conditions carefully. In order to find these orbits more easily, we choose to express  $(r(0), \dot{r}(0))$  in terms of the two constants of motion  $\xi$  and  $\Lambda$ , and take  $\theta(0) = 0$ , as the latter does not change the periodic nature of an orbit. Since the set of  $(\xi, \Lambda)$  that produces periodic orbits is precisely the one we found in Sec. 8.3.3 depicted in Figs. 8.9, 8.10 and 8.11, this procedure allows for an easy picking of initial conditions and allows us to draw any periodic orbit in any isochrone potential. This has been used to draw the orbits in Figs. 9.4 through 9.6, and to check the validity of all our analytic isochrone formulae.

## C.2 Details on isochrone potentials

### C.2.1 Alternative form of the third laws

We have seen that the Hénon's formula (8.13) gives the period  $T(\xi)$  of an orbit  $(\xi, \Lambda)$  in any isochrone potential. For any value of  $\xi$ , there exists a unique value  $\Lambda_C$  such that the orbit is circular, corresponding to the line  $\mathcal{L}_C : y = \xi x - \Lambda_C^2$  being tangent to the isochrone parabola. Using the notations  $h$  and  $L(h)$  introduced in Sec. 8.2.2, this circular limit corresponds to  $h \rightarrow 0$ . Taking this well-defined limit in Eq. (8.18) gives

$$T^2 = \frac{\pi^2}{16(1 + \xi^2)^{3/2}} \lim_{h \rightarrow 0} \frac{L(h)^2}{h}. \quad (\text{C.5})$$

As it can be intuited from the discussion of Sec. 8.2.2, it turns out that the limit on the right-hand side of Eq. (C.5) is independent of the global aspect of the curve. In fact, this limit is simply eight times the radius of curvature  $R_C$  at the point  $C$  corresponding to the circular orbit.<sup>2</sup> In other words, we have

$$T^2 = \frac{\pi^2}{2} \frac{R_C}{(1 + \xi^2)^{3/2}}. \quad (\text{C.6})$$

Equation (C.6) provides a geometrical way to find the period of any given orbit in an isochrone potential, without any algebraic reference to the parabola itself. First take a line  $\mathcal{L}$  intersecting an isochrone parabola  $\mathcal{P}$  at  $P$  and  $A$ , and then, perform a translation of this line to construct  $\mathcal{L}_C$ , tangent to  $\mathcal{P}$  at  $C$ . The curvature radius  $r_C$  of the parabola

<sup>2</sup>The intuition comes from the following remark: The information on the period should be encoded somewhere on the curve, but be independent of  $\Lambda$  and thus of the height of the line  $\mathcal{L}$ . By varying  $\Lambda$  we see that the only place that is not altered by this translation is the point  $C$ . In particular, the slope of the tangent encodes  $\xi$ , and the curvature at that point encodes  $T$ .

at the tangency point  $C$  gives the period, via Eq. (C.6). This is the local version of the result given in Eq. (8.13).

In a similar fashion, the law for the apsidal angle can also be written in terms of curvature, albeit for the effective potential. If  $\Psi_e(u) = \psi_e(r)$  with  $u = 1/r$ , we have

$$\Theta^2 = \frac{4\pi^2\Lambda^2}{\Psi_e''(u_C)}. \quad (\text{C.7})$$

This law provides a way to compute the apsidal angle in the effective potential  $\Psi_e$  in the Binet variable  $u = 1/r$ , or in the real effective potential  $\psi_e$ , using  $\Psi_e''(u_C) = r_C^4\psi_e''(r_C)$ .

### C.2.2 Hénon's formula for $\Theta$

We detail the computation of the integral (7.21) for  $\Theta$ , with the method used to derive the Hénon formula (8.13) for  $T$ . According to the dictionary in Table 8.1, this time we use the Binet variable  $u := 1/r$  and define a potential  $\Psi_e(u)$  by  $\psi_e(r) = \Psi_e(u)$ . Inserting these notations in (7.21) readily gives

$$\Theta = \sqrt{2}\Lambda \int_{u_A}^{u_P} \frac{du}{\sqrt{D_\Theta(u)}}, \quad \text{with } D_\Theta(u) := \xi - \Psi_e(u). \quad (\text{C.8})$$

This is the equivalent for  $\Theta$ , of Eq. (8.6) for  $T$ . The bounds of the integral are  $u_A := 1/r_A$  and  $u_P = 1/r_P \geq u_A$ . In the  $(u, y)$  plane, the quantity  $D_\Theta(u) := \xi - \Psi_e(u)$  appearing in Eq. (C.8) is the vertical distance between the curve  $\mathcal{C} : y = \Psi_e(u)$  and the line  $\mathcal{L} : y = \xi$ . Once again, the fact that  $D_\Theta(u) \geq 0$  follows from the requirement  $\xi - \psi_e(r) \geq 0$ . Next we

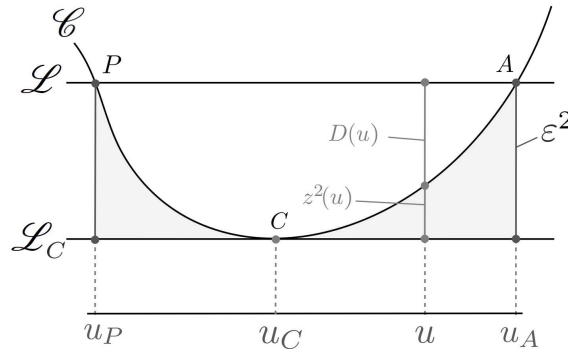


Figure C.2: Illustration of the geometrical analysis involved in the computation of  $\Theta$ , according to the dictionary of Table 8.1.  $D_\Theta$  is the vertical distance between the straight line  $\mathcal{L} : y = \xi$  and a generic curve  $\mathcal{C} : y = \Psi_e(u)$ . The line  $\mathcal{L}_C : y = \xi_C$  is the unique line both parallel to  $\mathcal{L}$  and tangent to  $\mathcal{C}$ .

rewrite the distance  $D_\Theta$  as  $D_\Theta(u) = \varepsilon^2 - z(u)^2$ , with  $\varepsilon^2 := \xi - \xi_C$  the vertical distance between the two lines  $\mathcal{L}$  and  $\mathcal{L}_C$ , and  $z(u)^2 := \Psi_e(u) - \xi_C$ , as depicted in Fig. C.2. As we did for  $T$ , we may conveniently choose  $z(u)$  to be negative on  $[u_A, u_C]$  and positive on  $[u_C, u_P]$ . The formula for  $\Theta$  becomes

$$\Theta = \sqrt{2}\Lambda \int_{u_A}^{u_P} \frac{du}{\sqrt{\varepsilon^2 - z(u)^2}}. \quad (\text{C.9})$$

As we argued for  $T$ , the function  $u \mapsto z(u)$  is by construction monotonically increasing so that we can perform the change of variables  $u \rightarrow z(u)$  and introduce  $f$  such that  $u = f(z)$ . Since  $z(u_A) = -\varepsilon$  and  $z(u_P) = \varepsilon$ , the integral becomes

$$\Theta = \sqrt{2}\Lambda \int_{u_A}^{u_P} \frac{f'(z)dz}{\sqrt{\varepsilon^2 - z^2}} = \sqrt{2}\Lambda \int_{-\pi/2}^{\pi/2} f'(\varepsilon \sin \phi) d\phi, \quad (\text{C.10})$$

where the last equality follows from the change of variables  $z \rightarrow \varepsilon \sin \phi$ , with  $\phi$  varying between  $-\pi/2$  and  $\pi/2$  when  $z \in [-\varepsilon, \varepsilon]$ . Now we assume for  $f'$  a Taylor expansion around 0 of the form  $f'(z) = a_0 + \sum_{n \geq 1} a_n z^n$ , and integrate term by term to get

$$\Theta = \sqrt{2}\pi\Lambda a_0 + 2\sqrt{2}\Lambda \sum_{n \geq 1} a_{2n} W_{2n} \varepsilon^{2n}, \quad (\text{C.11})$$

with  $W_n$  the Wallis integral as given in Eq. (8.10), and the odd terms vanishing by integration over the symmetric interval  $[-\varepsilon, \varepsilon]$ . Now if  $\Theta$  is to be independent of  $\xi$ , then it must also be independent of  $\varepsilon$ , since  $\xi_C$  depends only on  $\Lambda$ . Therefore, we must have  $a_{2n} = 0$  for all  $n \geq 1$ . We thus obtain the formula  $\Theta = \sqrt{2}\pi\Lambda a_0$  and the Taylor expansion of  $f'$  therefore writes

$$f'(z) = \frac{\Theta}{\sqrt{2}\pi\Lambda} + \sum_{n \geq 1} a_{2n+1} z^{2n+1}. \quad (\text{C.12})$$

Integrating this equation over the interval  $[z(u_A), z(u_P)] = [-\varepsilon, \varepsilon]$ , we can make the same remarks as we did in the paragraph below Eq. (8.12), except that in this case  $f(z_A) = u_A$  and  $f(z_P) = u_P$ . In the end, we obtain Eq. (8.15), which is the equivalent to Eq. (8.13) for  $T$ . The right-hand side of that equation is independent of  $\xi$ , even though the quantities  $u_P, u_A$  depend explicitly on  $\xi$ .

### C.2.3 Analysis of $\Theta(\Lambda)$

Let  $\psi_i$  be a potential in one of the four families  $i \in \{1, 2, 3, 4\}$  as defined in Sec. 8.2.2. In this appendix, we study the properties of the function  $\Theta_i(\Lambda)$  defined in Eq. (9.11). These formulae are used in Sec. 9.3 to classify the orbits in each isochrone potential  $\psi_i$ . The claims of Sec. 9.3 regarding each function  $\Lambda \mapsto \Theta_i(\Lambda)$  follow easily from the mathematical analysis detailed here, with the Latin parameters  $(a, b, c, d, e)$  replaced by the Greek ones  $(\omega, \varepsilon, \lambda, \mu, \beta)$ .

#### Harmonic and Kepler family

For the Harmonic potentials  $\psi_1$ , the analysis of  $\Theta_1(\Lambda) = \pi\Lambda(\Lambda^2 + \lambda)^{-1/2}$  is straightforward. For  $\lambda < 0$ , it is strictly decreasing and  $\Theta$  varies in  $]\pi, +\infty[$  when  $\Lambda \in ]\sqrt{-\lambda}, +\infty[$ . For  $\lambda = 0$ ,  $\Theta = \pi$  for all  $\Lambda \in \mathbb{R}$ . For  $\lambda > 0$ , it is strictly increasing and  $\Theta$  varies in  $]0, \pi[$  when  $\Lambda \in ]0, +\infty[$ . For the Kepler family  $\psi_4$  the analysis is also straightforward since we have for any  $\Lambda$  and  $\lambda$  the identity  $\Theta_4(\Lambda) = 2\Theta_1(\Lambda)$  by direct examination of Eq. (9.11) when  $b = 0$  (harmonic) and  $d^2 = 4b^2e$  (Kepler).

#### Bounded family

For Bounded potentials  $\psi_2$ , the analysis is more involved. For any  $\mu > 0$  and  $\beta > 0$  we write  $\alpha := \lambda/(\lambda + 4\mu\beta)$ . We also define a function  $f(\Lambda, \lambda)$  of the real variables  $\Lambda, \lambda$  by the formula

$$f(\Lambda, \lambda) := \frac{\Lambda}{(\Lambda^2 + \lambda)^{1/2}} - \frac{\Lambda}{(\Lambda^2 + \lambda + 4\mu\beta)^{1/2}}. \quad (\text{C.13})$$

With these notations, we have  $\Theta_2(\Lambda) = \pi f(\Lambda, \lambda)$  (cf. Eq. (9.37)). We want to study the three cases  $\lambda > 0$ ,  $\lambda = 0$  and  $\lambda < 0$ , used to classify the orbits in Sec. 9.3.

- Case  $\lambda = 0$ . In this case, we simply plug  $\lambda = 0$  in Eq. (C.13) and we see that  $f(\Lambda, 0) \in [0, 1]$ . Moreover, we have easily  $\partial_\Lambda f < 0$ . Therefore,  $\Theta(\Lambda)$  is strictly decreasing and varies  $[0, \pi]$ .

- Case  $\lambda > 0$ . In this case,  $0 < \alpha < 1$  and for a fixed  $\lambda$ , we have  $\partial_\Lambda f(\Lambda, \lambda) = \lambda(\Lambda^2 + \lambda)^{-3/2} - (\lambda + 4\mu\beta)(\Lambda^2 + \lambda + 4\mu\beta)^{-3/2}$ . Then, a few algebraic manipulation show that  $\partial_\Lambda f(\Lambda, \lambda)$  vanishes for a value  $\Lambda_o$  given by

$$\Lambda_o^2 = \lambda \frac{\alpha^{1/3} - 1}{\alpha - \alpha^{1/3}} \quad \Rightarrow \quad f(\Lambda_o, \lambda) = \frac{\Lambda_o(1 - \alpha^{1/3})}{(\Lambda_o^2 + \lambda)^{1/2}}. \quad (\text{C.14})$$

Since  $0 < \alpha < 1$  and  $0 < \Lambda_o < (\Lambda_o + 4\mu\beta)^{1/2}$ , we have readily  $0 < f(\Lambda_o, \lambda) < 1$ . Now, for any fixed  $\lambda > 0$ ,  $\Lambda \mapsto f(\Lambda, \lambda)$  is continuous,  $\partial_\Lambda f$  vanishes only once at  $\Lambda_o$  and furthermore  $0 < f(\Lambda_o, \lambda) < 1$ . Furthermore, it is clear that  $f(\Lambda, \lambda)$  goes to 0 as  $\Lambda \rightarrow 0$  and  $\Lambda \rightarrow +\infty$ . With all these results, the general shape of the curve  $\Lambda \mapsto f(\Lambda, \lambda)$  can be easily inferred.

- Case  $\lambda < 0$ . In this case,  $\Lambda \mapsto f(\Lambda; \lambda)$  is defined only when  $\Lambda^2 > -\lambda$ . First subcase:  $\lambda < 0$  and  $\lambda + 4\mu\beta < 0$ . Then, this is the same as in the  $\lambda > 0$  case, where we saw that  $\partial_\Lambda f(\Lambda, \lambda) > 0$ . Second subcase:  $\lambda < 0$  but  $\lambda + 4\mu\beta \geq 0$ , then setting  $g(\Lambda, \lambda) := \lambda(\Lambda^2 + \lambda)^{-3/2}$ , we have for any  $\Lambda^2 > -\lambda$

$$\frac{\partial g}{\partial \lambda}(\Lambda, \lambda) = \frac{2\Lambda^2 - \lambda}{2(\Lambda^2 + \lambda)^{5/2}}. \quad (\text{C.15})$$

Now, since  $\Lambda^2 > -\lambda$ , the right-hand side of Eq. (C.15) is strictly positive, and therefore  $g$  is an increasing function of  $\lambda$ . In particular, we have  $\lambda + 4\mu\beta > \lambda \Rightarrow g(\Lambda, \lambda + 4\mu\beta) > g(\Lambda, \lambda)$  and by definition of  $g$ , the latter is exactly  $\partial_\Lambda f(\Lambda, \lambda) > 0$ . To conclude, in the  $\lambda < 0$  case,  $\Lambda \mapsto f(\Lambda, \lambda)$  is strictly decreasing. Furthermore, it is clear that  $f(\Lambda, \lambda)$  goes to  $+\infty$  as  $\Lambda \rightarrow (-\lambda)^{1/2}$ , and to 0 as  $\Lambda \rightarrow +\infty$ . With all these results, the general shape of the curve  $\Lambda \mapsto f(\Lambda, \lambda)$  can be easily inferred.

## Hénon family

For Hénon potentials  $\psi_3$ , the analysis is similarly more involved. As for the Bounded potentials we fix  $\mu > 0$  and  $\beta > 0$  and write  $\alpha := \lambda/(\lambda + 4\mu\beta)$ . This time we define a function  $h(\Lambda, \lambda)$  of the real variables  $\Lambda, \lambda$  by the formula

$$h(\Lambda, \lambda) := \frac{\Lambda}{(\Lambda^2 + \lambda)^{1/2}} + \frac{\Lambda}{(\Lambda^2 + \lambda + 4\mu\beta)^{1/2}}. \quad (\text{C.16})$$

With these notations, we have  $\Theta_3(\Lambda) = \pi h(\Lambda, \lambda - 2\mu\beta)$  (cf. Eq. (9.39)). The analysis follows the same lines as what was done for  $\Theta_2(\Lambda)$ . We want to study the three cases  $\lambda > 0$ ,  $\lambda = 0$  and  $\lambda < 0$ , used to classify the orbits in Sec. 9.3.

- Case  $\lambda > 0$ . Then we have  $0 < \alpha < 1$  and there is no problem in showing that  $\Lambda \mapsto h(\Lambda, \lambda)$  is strictly increasing and that  $0 < h(\Lambda, \lambda) < 1$ .

- Case  $\lambda = 0$ . Once again, there is no problem in showing that  $\Lambda \mapsto h(\Lambda, \lambda)$  is strictly increasing and that  $0 < h(\Lambda, \lambda) < 2$ .

- Case  $\lambda < 0$ . In this case,  $h$  is only defined when  $\Lambda^2 > -\lambda$ . For any such  $(\Lambda, \lambda)$ , we have

$$\frac{\partial h}{\partial \Lambda}(\Lambda, \lambda) = \frac{\lambda}{(\Lambda^2 + \lambda)^{3/2}} + \frac{\lambda + 4\mu\beta}{(\Lambda^2 + \lambda + 4\mu\beta)^{3/2}}. \quad (\text{C.17})$$

There are two subcases. First subcase:  $\lambda < 0$  and  $\lambda + 4\mu\beta < 0$ . Then from Eq. (C.17),  $\partial_\Lambda h(\Lambda, \lambda) < 0$ . Furthermore,  $h(\Lambda, \lambda)$  goes to  $+\infty$  as  $\Lambda \rightarrow (-\lambda)^{1/2}$ , and to 2 as  $\Lambda \rightarrow +\infty$ . Second subcase:  $\lambda < 0$  and  $\lambda + 4\mu\beta > 0$ . If  $|\alpha| < 1$ , then there is a value  $\Lambda_o$  that makes  $\partial_\Lambda h(\Lambda, \lambda)$  vanish. It is given by

$$\Lambda_o^2 = \lambda \frac{|\alpha|^{1/3} + 1}{|\alpha| - |\alpha|^{1/3}} \quad \Rightarrow \quad f(\Lambda_o, \lambda) = \frac{\Lambda_o(1 + |\alpha|^{1/3})}{(\Lambda_o^2 + \lambda)^{1/2}}. \quad (\text{C.18})$$

In this case, the function  $\Lambda \mapsto h(\Lambda, \lambda)$  decreases on  $[(-\lambda)^{1/2}, \Lambda_o]$  and increases on  $[\Lambda_o, +\infty[$ . The value  $h(\Lambda_o, \lambda)$  is always strictly between 1 and 2. If  $|\alpha| \geq 1$ , then the function  $f$  is strictly decreasing. (It can be seen as the limit  $\Lambda_o \rightarrow +\infty$ .) The value  $h(\Lambda_o, \lambda)$  is in this case always above 2.

### C.2.4 Proof that $c + d\xi < 0$ for isochrone orbits around finite central mass

In Sec. 9.2 we used the fact that  $a + b\xi < 0$  and  $c + d\xi < 0$  for isochrone orbits in order to prove that our formulae in Sec. 9.2 covers all isochrone orbits. The former identity follows from the generalized Kepler's third law, and here, we prove the latter identity. By assumption, we have a particle  $(\xi, \Lambda)$  on an isochrone orbit in a potential with finite central mass whose parabola  $\mathcal{P} : (ax + by)^2 + cx + dy = 0$  verifies all hypotheses  $(H_i)$  of Sec. 8.3.2. First we can check easily that  $cx + dy = 0$  is an equation for the tangent to  $\mathcal{P}$  at the origin. geometrically, since two intersections exist between  $\mathcal{L}$  and  $\mathcal{P}$ , the slope of  $\mathcal{L}$  must be bigger than that of this tangent, i.e., we must have  $\xi > -c/d$ . We just have to show that  $d \leq 0$  and the result will follow. First, if  $b = 0$  (harmonic case), then we necessarily have  $d < 0$  (top-oriented parabola). Second, if  $b \neq 0$ , then since  $\lambda = 0$  ( $\mathcal{P}$  crosses the origin) we have by Eq. (8.32) the equality  $-d = \sqrt{d^2}$ , which implies  $d \leq 0$ . Therefore, we always have  $d \leq 0$  and thus  $c + d\xi < 0$ .

### C.2.5 Peaks of orbits in Bounded potentials


Let an arbitrary orbit be given by a polar equation  $r(\theta)$ , and let us compute the value of  $|dr/d\theta|$ . The latter is a measure of the change of  $dr$  when moving from  $\theta$  to  $\theta + d\theta$ . It vanishes for circles  $r = \text{cst}$  and is *infinite* for straight lines  $\theta = \text{cst}$ . With the help of Eq. (7.16) and  $\Lambda = r^2\dot{\theta}$ , we obtain easily  $|dr/d\theta|^2 = 2r^4(\xi - \psi_e(r))/\Lambda^2$ . Using a Taylor expansion of  $\psi(r)$  and Eq. (7.18), we can linearize this equation around the apoapsis  $r_A$ . We then obtain

$$\left| \frac{dr}{d\theta} \right|^2 = \frac{2r_A^4}{\Lambda^2} \left( \psi'(r_A) - \frac{\Lambda^2}{r_A^3} \right) (r_A - r) + o(r_A - r). \quad (\text{C.19})$$

Examining Eq. (C.19), we see that as  $r \rightarrow r_A$  the right-hand side goes to zero as every term is finite in front of  $(r_A - r)$ . The orbit is therefore smooth and differentiable around



the apoapsis. However, the quantity  $\psi'(r_A)$  turns out to be very large for the Bounded family, in general. This is because the slope of a Bounded potential increases to infinity as  $r$  grows toward  $\beta$  from below, as can be seen readily on Eq. (9.36). Therefore, a line  $\mathcal{L}$  can intersect  $\mathcal{C}$  such that  $r_A$  is very close to  $\beta$ , and it is clear from Eq. (9.36) that  $\psi'_2(r) \rightarrow \infty$  as  $r \rightarrow \beta$ . As a conclusion, before the apoapsis, the term  $(r_A - r)$  does not yet compensate the  $\psi'(r_A)$  which is large for the Bounded potential, making  $\frac{dr}{d\theta}$  large and the curve resembles a  $\theta = \text{cst}$  line. This is why we see such abrupt and pointy turns in Fig. 9.5.



## Abel-Ruffini's theorem



This appendix contains an article published in *The American Mathematical Monthly*, on the Abel-Ruffini theorem. Using only elementary knowledge of complex numbers, we sketch a proof of the celebrated Abel–Ruffini theorem, which states that the general solution to an algebraic equation of degree five or more cannot be written using radicals, that is, using its coefficients and arithmetic operations  $+$ ,  $-$ ,  $\times$ ,  $\div$ , and  $\sqrt{\phantom{x}}$ . The present article is written purposely with concise and pedagogical terms and dedicated to students and researchers not familiar with Galois theory, or even group theory in general, which are the usual tools used to prove this remarkable theorem. In particular, the proof is self-contained and gives some insight as to why formulae exist for equations of degree four or less (and how they are constructed), and why they do not for degree five or more.

## Introduction

### Historical background

Finding a general expression for the solutions of an algebraic equation has been one of the oldest and most fruitful problems in mathematics. The history behind what was once called the “theory of equations” [634], is almost as rich and old as the history of mathematics itself. For example, methods for solving linear and quadratic equations have been known for at least four millennia [635], in independent places in the world. The quadratic formula taught today in school, with modern notation, was first written down by R. Descartes in 1637 [636]. The introduction of the definitive  $\sqrt{\quad}$  notation (with the horizontal overbar called the “vinculum”) was only introduced in 1525 [637]. Regarding cubic and quartic equations, they too had to wait until the sixteenth century to be finally solved. By then, a group of rivaling Italian mathematicians, including S. del Ferro, N. Tartaglia, G. Cardano, and L. Ferrari, made the serendipitous discovery of complex numbers while solving the general cubic equation. In 1545, a few years before their quarrels settled in a public mathematical contest [634], L. Ferrari solved the quartic equation by reducing it to a cubic one. The quintic equation, however, would still keep these mathematicians (and all others) in check, while the idea of it being unsolvable slowly started to emerge.

### Unsolvable equations

The idea of examining permutations of the solutions to study the (un-)solvability of algebraic equations dates back to the pioneering works of J.-L. Lagrange in 1771 [638]. Lagrange’s ideas matured, and were finally extended to the quintic equation by P. Ruffini in early 1800 [639]. For twenty years, Ruffini tried to convince the mathematical community of the importance of his results, without success. It is only in 1821, with the help of L.-A. Cauchy, that Ruffini’s work was recognized as a stepping stone in the theory of algebraic equations. Although it turned out that Ruffini did not prove the theorem that now bears his name *per se*, his results were strong enough to place serious doubt about the possibility of finding a solution to the general quintic equation. The wait was finally over in 1824 when N.-H. Abel wrote the first complete proof of the theorem (a short proof published in 1824 [640] at his own expense, and a longer, more detailed version two years later [641]). His work still remained unworthy of interest to the eyes of most mathematicians, including Gauss and Cauchy themselves. Abel died aged 26 in 1829, just before his work on the unsolvability of the quintic finally received all the appreciation it deserved. He received posthumously the *Grand Prix de l’Académie des Sciences de Paris* in 1830, in recognition of his work. The same year also marks the publication of É. Galois’s first paper on these topics [642], in which he gives the premises of (now) Galois theory, a novel and elegant extension of all previous results. He too died young (aged 20 in 1832) and his work also took several decades to be fully published and recognized as revolutionary.

This short historical account lacks many interesting stories about these mathematicians, such as conflict of interests, encrypted communications, fatal duels, long lost and recovered memoirs, etc. The interested reader could start with J. Sesiano’s [635] and J. Stillwell’s [634] books and references therein for well-written and thorough presentations of these fascinating pieces of history.

## Aim and content

The aim of this article is to sketch an accessible and self-contained proof of the *Abel–Ruffini theorem*:

*No formula exists for the solution to the general equation of degree five or more, using only the operations  $+$ ,  $-$ ,  $\times$ ,  $\div$ , and  $\sqrt{\phantom{x}}$ .*

The word *general* is important: it emphasizes that a formula that *holds for any coefficients* cannot be found. However, the theorem does not prevent *some* equations to have a solution that can be written in terms of  $+$ ,  $-$ ,  $\times$ ,  $\div$ ,  $\sqrt{\phantom{x}}$ . In most textbooks, the proof of this remarkable theorem relies on a powerful subbranch of mathematics called *Galois theory*, developed quasi-exclusively by the French mathematician É. Galois at the beginning of the nineteenth century. Galois theory solved all “unsolvability problems” once and for all, as well as other millennia-long problems [634]. However, it is also rather advanced, usually taught in the second/third years of specialized, university-level mathematics. The first complete proof (by Abel) of the Abel–Ruffini theorem is a few years older than the birth of Galois theory. Moreover, the works of Galois took several decades to be broadly known to other mathematicians. In other words, neither Ruffini nor Abel used the methods developed by Galois to prove that some equations were unsolvable. Because it usually relies on advanced mathematics, few people in the scientific community are aware of this theorem and its underlying principles. But because Abel did not prove it this way, there must be another, perhaps simpler, way of understanding the reason why the general quintic equation does not have a solution in terms of radicals. In particular, Galois’s, Abel’s, and Ruffini’s ideas all rely on a unique, fundamental, common point: *the symmetry of an algebraic equation under the permutation of its solutions*. Based solely on this fundamental symmetry, we propose to sketch a proof of Abel–Ruffini’s theorem using only elementary knowledge about complex numbers. Familiarity with complex numbers and a pen (and paper!) to draw appropriate figures are the only prerequisites to get a grasp of how the proof works. Everything else is elementary mathematics and useful notations that help present the ideas more clearly.

## Motivation

The proof given here cannot be considered new. It is the result of several adaptations and simplifications of ideas that we feel compelled to attribute to the theoretical physicist B. Katz. His ideas are presented concisely in an online video [643], which can be used as complementary material with dynamic illustrations. Katz’s inspiration for making this video comes from a series of lectures given by physicist and mathematician V. Arnold, which were nicely crystallized in a problems-and-solutions book published by V. B. Alekseev, who was Arnold’s student at the time of these lectures. This book, although very well written and complete, is, however, not elementary in any sense. While Katz’s video does a very good job at explaining the general idea of the proof, we found that some gaps could be filled, and some arguments could be made much simpler, especially when we get to the end of the proof. Other references dealing with the present ideas are rather scarce in the literature (academic or not). A nonexhaustive selection is located at the conclusion of the article, and can serve as complementary material to deepen one’s understanding of the proof.

## Outline

The remainder of this article is organized as follows. After some prerequisites and reminders regarding complex numbers are introduced, we spend some time on the quadratic equation, explaining why a quadratic formula cannot be built out of only the four basic arithmetic operations (our first impossibility result). Similar ideas are then extended successively to the cubic and quartic equation, giving stronger impossibility results at each step. By the time we get to the quintic equation, the reader should be comfortable enough with the strategy (hopefully) to see how the quadratic, cubic, and quartic cases foreshadow the proof of the the Abel–Ruffini theorem. Along the way, we also derive the cubic and quartic formulae, scarcely presented in the nonspecialized literature. Although the derivation of these formulae is interesting enough to justify their presence, they will be especially useful in light of our temporary results, and will naturally guide us step by step to Abel–Ruffini’s theorem. Finally, we note that animated versions of Figures D.2, D.4, D.5 and D.6 are available as supplementary material for a better understanding.

## Prerequisites

In this article, we are dealing with algebraic equations of degree  $n \geq 2$ . These equations are always of the form

$$z^n + c_{n-1}z^{n-1} + \dots + c_1z + c_0 = 0, \quad (\text{D.1})$$

where  $z \in \mathbb{C}$  is the *unknown* and the  $n$  complex numbers  $(c_0, \dots, c_{n-1})$  are the *coefficients*. It is a remarkable fact, often cited as the fundamental theorem of algebra, that equation (D.1) always has exactly  $n$  complex solutions. (We use *solutions*, instead of *roots* of polynomials, to avoid confusion with the “root” operation  $\sqrt{\phantom{x}}$  later on.) These solutions will always be denoted  $(s_1, \dots, s_n)$ , and we use  $s$  as a placeholder for *any* of the solutions.

## Permutations

Our strategy will be based on picturing the solutions  $(s_1, \dots, s_n)$  in the complex plane and make them move around so as to exchange their positions, i.e., *permute* them. We will need two kinds of permutation:

- *transpositions*, denoted  $(ij)$ , exchanging the position of *two* solutions, i.e.,  $s_i \leftrightarrow s_j$ . The transposition (12) is depicted on the left in Fig D.1,
- *cycles*, denoted  $(ijk)$ , exchanging the position of *three* solutions cyclically, i.e.,  $s_i \rightarrow s_j$ ,  $s_j \rightarrow s_k$ , and  $s_k \rightarrow s_i$ . The cycle (123) is depicted on the right in Fig D.1.

Two permutations next to each other are to be performed successively, from *left to right*. For example, (12)(23) consists in exchanging  $s_1$  and  $s_2$ , *then*  $s_2$  with  $s_3$ . Notice that the result is equivalent to the cycle (132), hence there is no unique way of writing permutations. However, permutations *do not commute* in general. Indeed, (12)(23) = (132) and (23)(12) = (123); therefore (12)(23)  $\neq$  (23)(12).

## Loops

One way of visualizing permutations of  $(s_1, \dots, s_n)$  is to locate them in the complex plane and make them travel along some *paths*. Paths in the complex plane are just continuous curves than connect two points (we assume that they do not self-intersect, otherwise



Figure D.1: The paths-induced *transposition* (12) and *cycle* (123) on the solutions  $(s_1, s_2, s_3)$  of some algebraic equation of degree  $n \geq 3$ . See *supplementary material for animated version*.

things get unnecessarily complicated). A path that *closes*, i.e., connects a point to itself, is called a *loop* and denoted  $\gamma$ , whereas a path that connects two *distinct* points is simply called an *unclosed path*, denoted  $\omega$ . These paths will be represented by arrows in our figures, and will be used to induce permutations on  $(s_1, \dots, s_n)$ . For example, in Figure D.1 are depicted the transposition (12) on the left, and the cycle (123) on the right. Notice that to induce (12),  $s_3$  follows a loop  $\gamma$  so that only  $s_1$  and  $s_2$  swap places by following the unclosed paths  $\omega_1, \omega_2$ . When speaking of permutations of solutions, we will *always* imagine them traveling on these paths.

## Roots

Now let us examine how roots of complex numbers move around the complex plane. Fixing some complex number  $z$ , a *root* of  $z$  is some number  $\zeta \in \mathbb{C}$  such that  $\zeta^k = z$  for some  $k \in \mathbb{N}$ . Such a  $\zeta$  is then called a *k*th root of  $z$ ; and  $z$  admits exactly  $k$  such *k*th roots (this follows from the fundamental theorem of algebra). We will deliberately use the ambiguous notation  $\sqrt[k]{z}$  as a multivariable notation, i.e., for a given  $k$ ,  $\sqrt[k]{z}$  means *any* of the *k*th roots of  $z$ . Fixing  $k \in \mathbb{N}$  and assuming that  $z$  itself follows a loop  $\gamma$ , let us examine what kind of path  $\sqrt[k]{z}$  follows. To this end, we use the exponential form of  $z$ , i.e.,  $z = re^{i\theta}$  with  $r = |z|$  and  $\theta = \arg z$ , from which we find that all *k*th roots  $(\zeta_1, \dots, \zeta_k)$  can be written explicitly as

$$\zeta_\ell = r^{1/k} e^{i(\theta + 2\ell\pi)/k}, \quad \ell \in \{1, \dots, k\}. \quad (\text{D.2})$$

From equation (D.2), one can already tell that all *k*th roots of  $z$  have the same modulus:  $r^{1/k}$ . Geometrically, this means that they lie on the same circle (of radius  $r^{1/k}$ ) in the complex plane. Moreover, we readily see from equation (D.2) that

$$\arg \zeta_\ell = \frac{\theta}{k} + \ell \frac{2\pi}{k}, \quad (\text{D.3})$$

which means that all roots are equally spaced on this circle, at angle  $2\pi/k$  apart. Now suppose that  $z$  goes on a journey exploring the complex plane, by traveling on a loop  $\gamma$  winding once (say) around the origin, in the counterclockwise direction (in red, on the left in Figure D.2). As  $z$  travels along  $\gamma$ , its *k*th roots also move around, and their position can be tracked from equation (D.2) (see the red paths on the right in Figure D.2). Since  $\gamma$  is a loop, the radius  $r$  comes back to its original (i.e., pre-loop) value, and so does  $r^{1/k}$ . In other words: the roots remain on their circle after the path  $\gamma$  (see the grey, dashed-circle on the right of Figure D.2). However,  $\arg z$  went from  $\theta$  to  $\theta + 2\pi$  (one counterclockwise turn). Therefore, from equation (D.3), each *k*th root  $\zeta_\ell$  has moved to its closest, counterclockwise neighbor,  $\zeta_{\ell+1}$ . In particular, the roots have followed an unclosed path. Had

$z$  not wound around the origin (in blue, on the left in Figure D.2), its argument  $\theta$  would have seen no net change after the loop  $\gamma$ , and the roots would have followed their own loops (in blue on the right in Figure D.2).

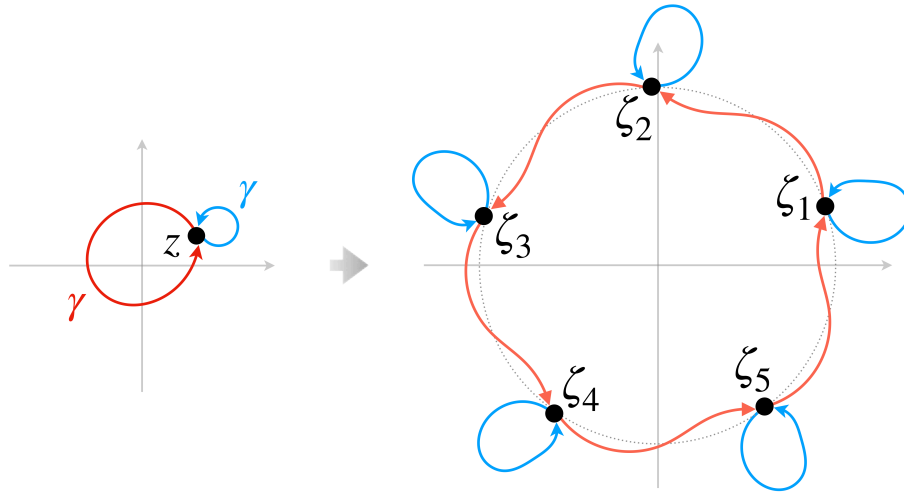


Figure D.2: When  $z$  follows a loop  $\gamma$  that does not wind around the origin, its roots  $\zeta_i$  follow loops as well (right). However, for the loop  $\gamma$  that winds once, the roots then follow the red, unclosed paths. See supplementary material for animated version.

We have seen two example of loops followed by  $z$  and the result is not the same for its roots  $\sqrt[k]{z}$ : in one case the roots follow a loop (blue part of Figure D.2), in the other they *do not* (red part of Figure D.2). Consequently, we conclude that *when  $z$  follows a loop,  $\sqrt[k]{z}$  does not always follow a loop*. This conclusion holds for any type of root (i.e., any  $k$  in  $\sqrt[k]{z}$ ). Since we will not need to differentiate between all these roots, we will denote by  $\sqrt{z}$  *any* root of  $z$  (that is, *any*  $k$ th root, whatever the value  $k \in \mathbb{N}$ ). With this notation, the takeaway result of this paragraph is simply:

*When  $z$  follows a loop,  $\sqrt{z}$  does not always follow a loop.*

## Formula ingredients

In this article we question the existence of a general *formula* for the solutions of the general algebraic equation of degree  $n$ , equation (D.1). By *formula*, we mean some equality

$$s = \Phi(c_0, \dots, c_{n-1}), \quad (\text{D.4})$$

where  $s$  is a solution of equation (D.1) and  $\Phi$  is some function of its coefficients  $(c_0, \dots, c_{n-1})$ . The Abel–Ruffini theorem states that for  $n \geq 5$ , no formula *in terms of radicals* exists. “In terms of radicals” simply mean that the function  $\Phi$  in equation (D.4) can be constructed solely in terms of (1) the coefficients  $(c_0, \dots, c_{n-1})$ , and (2) the elementary operations  $+$ ,  $-$ ,  $\times$ ,  $\div$  and  $\sqrt{\phantom{x}}$ .

Leaving  $\sqrt{\phantom{x}}$  aside, if we constrain ourselves to a formula combining the coefficients  $(c_0, \dots, c_n)$  and the four operations  $+$ ,  $-$ ,  $\times$ ,  $\div$ , we obtain what we will call an *F-formula*, or simply an *F-function*. Examples of such *F-functions* are

$$F = 1, \quad F = -\frac{c_6}{2}, \quad F = c_8^2 - 7c_2. \quad (\text{D.5})$$

They are the elementary building blocks for constructing formulae. In particular, they encompass integers, the coefficients themselves, as well as polynomials and rational functions of the coefficients. Clearly, if two coefficients each follow a loop simultaneously, then their sum, difference, product, and quotient also follow a loop. As they are built with only these four operations,  $F$ -functions enjoy the same property. In other words:

*When  $(c_0, \dots, c_{n-1})$  follow a loop,  $F$ -functions also follow a loop.*

This property of  $F$ -functions is not shared by  $\sqrt{F}$ -functions, i.e., expressions that are roots of  $F$ -functions, e.g.,  $\sqrt[3]{c_0}$  or  $\sqrt[2]{1-3c_2}$ . (recall the notation in the subsection “Loops”). In particular, if we denote by  $G$ -function a combination of  $F$ - and  $\sqrt{F}$ -functions together with  $+$ ,  $-$ ,  $\times$ ,  $\div$ , then we have the following:

*When  $(c_0, \dots, c_{n-1})$  follow a loop,  $G$ -functions do not always follow a loop.*

A  $G$ -function is a new type of ingredient as it may include expressions with one level of roots, such as

$$G = -\frac{c_5}{2} + \frac{1}{2}\sqrt{c_4^2 - 4c_1}. \quad (\text{D.6})$$

We can keep going like this to construct formulae with higher number of *nested roots*, i.e., roots in roots. For example, we can combine  $G$ -functions and  $\sqrt{G}$ -functions with  $+$ ,  $-$ ,  $\times$ ,  $\div$  to make  $H$ -functions. These may contain up to two levels of nested roots, such as

$$H = c_4 - \sqrt[3]{7c_2} + \sqrt[5]{-\frac{c_0}{2} + \sqrt[5]{c_1^2 - 4c_6}}, \quad (\text{D.7})$$

and so on, as summarised in Figure D.3. With this nomenclature, we can make arbitrarily complex expressions involving  $+$ ,  $-$ ,  $\times$ ,  $\div$  and  $\sqrt{\phantom{x}}$ , and at the same time keep track of the number of nested roots appearing in the formula. Conversely, any formula constructed with  $+$ ,  $-$ ,  $\times$ ,  $\div$ ,  $\sqrt{\phantom{x}}$  can be built using this procedure, provided that we look high enough in the “...” of the list of ingredients ( $F, G, H, \dots$ ).

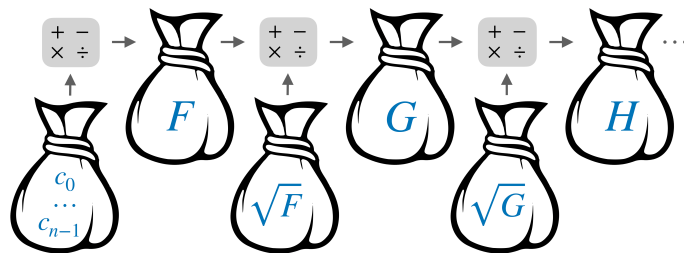


Figure D.3: Ingredients used to build a formula. Combining coefficients  $(c_0, \dots, c_{n-1})$  with  $+$ ,  $-$ ,  $\times$ ,  $\div$  defines an  $F$ -function. Combining  $F$ -functions and their roots  $\sqrt{F}$  with  $+$ ,  $-$ ,  $\times$ ,  $\div$  defines a  $G$ -function, etc. See supplementary material for animated version.

We have now covered all the tools necessary: permutations of  $(s_1, \dots, s_n)$ , loops, and  $F, G, H$ -functions. Let us now apply all these concepts to the degree  $n$  equation, starting with  $n = 2$ , to understand the Abel–Ruffini theorem when  $n = 5$ .

## The quadratic equation

Our journey toward the Abel–Ruffini theorem starts with considerations of the much more familiar quadratic equation. In particular, considering only the case  $n = 2$ , we will prove a first impossibility result, actually valid for  $n \geq 2$ . The ideas developed here are rather simple but also at the heart of the proof of the Abel–Ruffini theorem.



## Vieta's formulae

Let us consider the general quadratic equation

$$z^2 + c_1 z + c_0 = 0. \quad (\text{D.8})$$

As mentioned previously, the fundamental theorem of algebra informs us that this equation admits exactly two complex solutions  $s_1$  and  $s_2$ . Let us then write it in the factored form  $(z - s_1)(z - s_2) = 0$  and expand this product, ordering the terms by power of  $z$ . We find a new expansion that can be compared to equation (D.8). By identification, we obtain the so-called Vieta's formulae:

$$c_1 = -(s_1 + s_2) \quad \text{and} \quad c_0 = s_1 s_2. \quad (\text{D.9})$$

This kind of relation between the coefficients and the solutions can be established for any degree  $n \geq 2$ . For example, equation (D.9) generalizes nicely to  $c_{n-1} = -\sum_i s_i$  and  $c_0 = (-1)^n \prod_i s_i$ , for any  $n \geq 2$ . In any case, these formulae always reveal the same fundamental property:

*Coefficients  $(c_0, \dots, c_{n-1})$  are symmetric functions of the solutions  $(s_1, \dots, s_n)$ .*

In particular, for the  $n = 2$  case here at hand, if one permutes  $s_1$  and  $s_2$  by moving them continuously in the complex plane (using, for example, the transposition (12) depicted in Figure D.1), then the coefficients  $(c_0, c_1)$  will each move on some path, but eventually they must come back to their original location as they are symmetric in  $(s_1, s_2)$ . In other words, they will follow a *loop*, as depicted in Figure D.4.

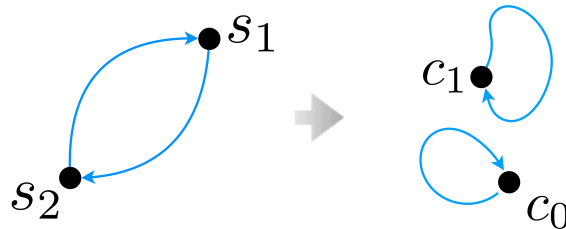


Figure D.4: The transposition (12) on the solutions  $(s_1, s_2)$  induces a loop on the coefficients  $(c_0, c_1)$ . See supplementary material for animated version.

## A first impossibility result

Because it is the central idea at play, let us rephrase the symmetry in Vieta's formulae geometrically:

*When  $(s_1, \dots, s_n)$  undergo a permutation,  $(c_0, \dots, c_{n-1})$  each follow a loop.*

This remarkable fact can be used to obtain a first impossibility result, as follows. Suppose that the solutions  $s_1$  and  $s_2$  of the quadratic equation are given by two formulae of the type

$$s_1 = F_1(c_0, c_1) \quad \text{and} \quad s_2 = F_2(c_0, c_1), \quad (\text{D.10})$$

with  $F_1, F_2$  two  $F$ -functions (i.e., expressions involving  $(c_0, c_1)$  and the symbols  $+$ ,  $-$ ,  $\times$ ,  $\div$ ). Now, picture  $(s_1, s_2)$  and  $(c_0, c_1)$  in the complex plane, and study the following process:

- connect  $s_1$  and  $s_2$  with paths inducing the transposition (12), and make them move along these paths (see Fig. D.4);
- as  $s_1$  and  $s_2$  move around,  $c_0$  and  $c_1$  each travel on a loop, as seen previously (see Fig. D.4),
- while  $c_0$  and  $c_1$  follow their own loop, the two  $F$ -functions  $F_1$  and  $F_2$  will also follow a loop, as argued earlier (see Fig. D.5).

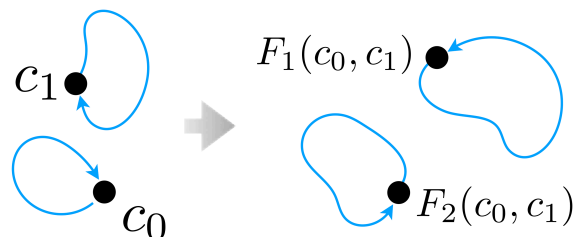


Figure D.5: A loop followed by  $(c_0, c_1)$  also induced a loop on the  $F$ -functions  $F_1(c_0, c_1)$  and  $F_2(c_0, c_1)$ . See supplementary material for animated version.

At the end of this process,  $s_1$  and  $s_2$  have permuted, yet both  $F_1$  and  $F_2$  have followed a loop. Consequently,  $F_1$  and  $F_2$  cannot equal  $s_2$  and  $s_1$  respectively, and no formula such as in (D.10) exists. This impossibility result actually holds for an equation of any degree  $n \geq 2$ . Indeed, it suffices to pick two of the  $n$  solutions to the degree  $n$  equation, name them  $s_1$  and  $s_2$ , and apply the above recipe. The conclusion is thus:

*Using only  $F$ -functions, no formula solving  
the general equation (D.1) can be found for  $n \geq 2$ .*

This is our *first impossibility result*. In particular, it means that we have no chance of finding a formula for the cubic equation using only  $F$ -functions either. To see which extra ingredients are needed, let us examine closely the well-known quadratic formula.

### Discussion: the quadratic formula

The quadratic formula is derived most easily by “completing the square” in equation (D.8) to get  $(z + \frac{c_1}{2})^2 = \frac{1}{4}c_1^2 - c_0$ . Using our notation  $\sqrt{\phantom{x}}$  for any of the two square roots, we easily obtain a formula for the general solution  $s$  of equation (D.8) as

$$s = -\frac{c_1}{2} + \frac{1}{2}\sqrt{c_1^2 - 4c_0}. \quad (\text{D.11})$$

This formula alone corresponds to two solutions, one for each of the two square roots on the right-hand side. Moreover, notice how this root indeed points to the same direction as our impossibility result: we need to add  $\sqrt{F}$ -function to the list of ingredients. One last note: just as the Abel–Ruffini theorem, the impossibility result just derived tells something about the *general* quadratic equation. However, there exists *some* quadratic equations with given, explicit coefficient that admit a formula in terms of  $+$ ,  $-$ ,  $\times$ ,  $\div$ .

## The cubic equation

Let us now try to construct a formula for the solutions of the general cubic equation. The equation reads

$$z^3 + c_2 z^2 + c_1 z + c_0 = 0. \quad (\text{D.12})$$

Let  $(s_1, s_2, s_3)$  be its three complex solutions. Learning from our previous findings, we now add  $\sqrt{F}$ -functions to the list of ingredients. Therefore, we assume that there exists some formulae of the type

$$s_i = G_i(c_0, c_1, c_2), \quad \text{for } i \in \{1, \dots, 3\}, \quad (\text{D.13})$$

with  $G_1, G_2, G_3$  three  $G$ -functions (combinations of  $F$  and  $\sqrt{F}$  with  $+, -, \times, \div$ ). Our second impossibility result will consist in showing that such a formula cannot exist. Our previous method is not guaranteed to work: *yes*, the coefficients still follow loops as solutions permute, but *no*,  $G$ -functions do not generally follow loops in these circumstances, as we have already seen. We need to change our plan.

## Introducing commutators

Consider the transposition (12) that induces a loop  $\gamma_1$  on  $F$  and thus an unclosed path  $\omega_1$  on  $\sqrt{F}$ . Consider also (23), inducing a loop  $\gamma_2$  on  $F$  and a path  $\omega_2$  on  $\sqrt{F}$ . Now perform the following sequence of transpositions, called the *commutator* of (12) and (23), and denoted

$$[(12), (23)] = (12)(23)(12)^{-1}(23)^{-1}. \quad (\text{D.14})$$

Since  $(12)^{-1}$  is simply (21), and  $(23)^{-1} = (32)$ , it turns out that  $[(12), (23)]$  is simply the cycle (123). In fact, this is true with any pair of transposition, i.e.,

$$[(ij), (jk)] = (ijk). \quad (\text{D.15})$$

Therefore,  $[(12), (23)]$  does permute the three solutions  $(s_1, s_2, s_3)$ . But what is its effect on numbers like  $F$  and  $\sqrt{F}$ ? Clearly,  $F$  follows a sequence of loops  $\gamma_1 \gamma_2 \gamma_1^{-1} \gamma_2^{-1}$ , which is itself a loop. The number  $\sqrt{F}$ , however, follows a sequence of unclosed paths  $\omega_1 \omega_2 \omega_1^{-1} \omega_2^{-1}$  (visiting other roots) but closes on itself by construction; see Figure D.6.

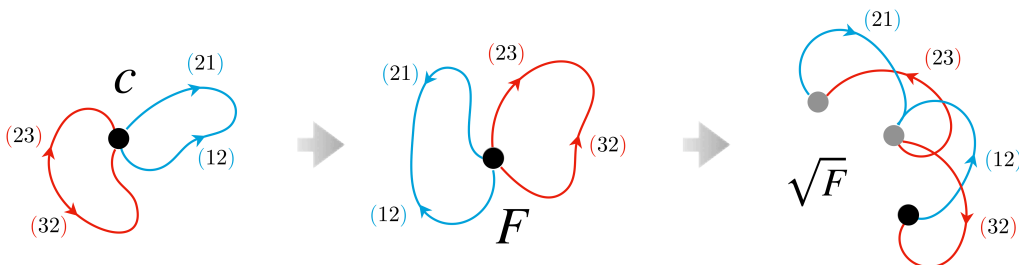


Figure D.6: Effect of the commutator  $[(12), (23)]$  on a coefficient  $c$  (left), on an  $F$ -function (center) and on  $\sqrt{F}$ -function (right). After the process, both  $F$  and  $\sqrt{F}$  have followed a loop. Notice the loop followed by  $\sqrt{F}$  consisting in four unclosed paths. See supplementary material for animated version.

## Conclusion

With the permutation (123) written as the commutator [(12), (23)], we reach the same conclusion as in the quadratic case: while  $(s_1, s_2, s_3)$  undergoes the permutation (123), both  $F$  and  $\sqrt{F}$  follow a loop (and thus any  $G$ -function). Consequently, there cannot be equalities given by (D.13). Again, this holds for the general equation of degree  $n \geq 3$ , too, as it suffices to pick up three solutions out of the  $n \geq 3$ , label them  $s_1, s_2, s_3$ , and apply the above recipe. Therefore, we conclude:

*Using only  $G$ -functions, no formula solving  
the general equation (D.1) can be found for  $n \geq 3$ .*

This is our *second impossibility result*. We must emphasize that it works only if we apply the cycle (123) as a commutator such as in equation (D.14). Had we just applied the cycle (123) directly (i.e., without writing it as a commutator), there would have been no guarantee that  $\sqrt{F}$  followed a loop. It is the commutator that allows us to *discard* one level of roots, and thus  $\sqrt{F}$ , from the list of ingredients. Let us now put this new impossibility result to the test, by solving explicitly the cubic equation.

## Discussion: the cubic formula

We follow the classical method found by Italian mathematicians of the sixteenth century. First, perform the change of variables  $Z = z + c_2/3$ , which “removes” the  $z^2$  term in equation (D.12), transforming it into

$$Z^3 + 3PZ + 2Q = 0, \quad (\text{D.16})$$

where  $P = \frac{c_1}{3} - \frac{c_2^2}{9}$  and  $Q = \frac{c_0}{2} + \frac{c_2^3}{27} - \frac{c_1 c_2}{6}$ . Notice that both  $P$  and  $Q$  are  $F$ -functions of  $(c_0, c_1, c_2)$ . To solve equation (D.16), one then writes  $Z = v + w$ , where  $v, w$  are two complex numbers to be chosen freely later on. Then, equation (D.16) becomes  $v^3 + w^3 + 3(vw + P)(v + w) + 2Q = 0$ , from which we can remove the second term by imposing that  $v, w$  satisfy  $vw = -P$ . By cubing the latter, we then obtain two equations for two unknowns, namely

$$v^3 + w^3 = -2Q \quad \text{and} \quad v^3 w^3 = -P^3. \quad (\text{D.17})$$

These equations can be solved simultaneously for  $v^3$  and  $w^3$ , since they explicitly give their sum and product, respectively. (These are nothing but Vieta’s formulae for  $n = 2$ ; See equation (D.9).) Using the quadratic formula, one obtains  $v^3$  and  $w^3$  in terms of  $P$  and  $Q$ , takes their cube root and adds the result to obtain  $v + w = Z$ . Going back to the original unknown  $z = Z - c_2/3$  gives the famous “cubic formula”

$$s = -\frac{c_2}{3} + \sqrt[3]{-Q + \sqrt{Q^2 + P^3}} + \sqrt[3]{-Q - \sqrt{Q^2 + P^3}}. \quad (\text{D.18})$$

This formula gives three solutions  $(s_1, s_2, s_3)$ , one for each cube root. It is clear that this expression involves more than  $F$  and  $\sqrt{F}$  functions: indeed, the two cube roots are actually  $\sqrt{G}$ -functions. In a sense, the cubic formula above contains “two levels” of roots, whereas  $G$ -functions can only contain one, by definition. This kind of expression is thus called a *nested root*. Our “commutator trick” was only able to remove *one* level of roots. Perhaps two levels of commutators will remove two? If so, then it looks like a pattern is emerging...

## The quartic equation

We now turn to the quartic equation

$$z^4 + c_3z^3 + c_2z^2 + c_1z + c_0 = 0. \quad (\text{D.19})$$

For the cubic, we saw that  $G$ -functions are not enough to construct a formula, as we also needed  $\sqrt{G}$  functions. Therefore, we start by assuming the existence of some formula for the four solutions

$$s_i = H_i(c_0, c_1, c_2, c_3), \quad \text{for } i \in \{1, \dots, 4\}. \quad (\text{D.20})$$

As before, the four functions  $H_i$  are assumed to be  $H$ -functions, i.e.,  $G$ - and  $\sqrt{G}$ -functions combined with  $+$ ,  $-$ ,  $\times$ ,  $\div$ . As should be clear by now, it turns out that even with the extra ingredient  $\sqrt{G}$ , no general quartic formula can be constructed. Once again we will prove this by constructing an appropriate permutation of  $(s_1, s_2, s_3, s_4)$ .

### A brief checkpoint

Once again, just as the first method did not work for cubic equations, the method used for the cubic case is not guaranteed to work for quartic equations either. Indeed, the commutator of transpositions induced a loop on  $F$  and  $\sqrt{F}$  (and thus on  $G$ ). But a loop on  $G$  generally does not induce a loop on  $\sqrt{G}$ , as we have seen many times. A summary of these previous methods is given on Table D.1.

ingredient	$F$ -functions	$G$ -functions
nested roots	0	1
discarded by	transpositions	commutator of transpositions
with the path	(12)	[(12), (23)] = (123)
for degree	$n \geq 2$	$n \geq 3$

Table D.1: Summary of the methods used to prove the first two impossibility results.

But now a natural solution presents itself: what if we take the commutator of, say, (123) and (234), written as commutators themselves, using equation (D.15)? Let us examine this in detail.

### Commutators, yet again

First we need to check that the commutator of (123) and (234) does indeed permute the four solution  $(s_1, s_2, s_3, s_4)$ . Fortunately it does, as a quick check reveals that

$$[(123), (234)] = (14)(23), \quad (\text{D.21})$$

which is a particular case of the more general formula  $[(ijk), (jkl)] = (i\ell)(jk)$ . Therefore, our commutator  $[(123), (234)]$  does indeed permute  $(s_1, s_2, s_3, s_4)$ . Now, let us examine how it affects  $G$ - and  $\sqrt{G}$ -functions, one step at a time:

- First, we apply the cycles (123) = [(12), (23)] then (234) = [(23), (34)]. Since they are commutators,  $G$ -functions will follow two loops  $\gamma_1, \gamma_2$  successively, coming back to

their original positions. However, quantities like  $\sqrt{G}$  will move along two (generally unclosed) paths  $\omega_1$  and  $\omega_2$ . All this is exactly as in the cubic case.

- Second, we apply these two paths backwards, in reverse i.e.,  $(432) = [(43), (32)]$  and then  $(321) = [(32), (21)]$ . During these two,  $G$ -functions will follow  $\gamma_2^{-1}\gamma_1^{-1}$ , i.e. the previous loops backwards. Similarly,  $\sqrt{G}$ -functions will travel along  $\omega_2^{-1}\omega_1^{-1}$ .

What just happened is exactly the same as in the cubic case, except with  $G$ -functions in place of  $F$ -functions. In particular,  $G$ -functions follow the loop  $\gamma = \gamma_1\gamma_2\gamma_1^{-1}\gamma_2^{-1}$ ; and  $\sqrt{G}$ -functions a sequence of unclosed paths  $\omega_1\omega_2\omega_1^{-1}\omega_2^{-1}$ , which closes on itself by construction. In other words, both  $G$ - and  $\sqrt{G}$ -functions followed a loop and thus any  $H$ -function will, too. Our conclusion has therefore been reached: while  $(s_1, s_2, s_3, s_4)$  undergoes the permutation  $(14)(23)$  written as a commutator of commutators, any  $H$ -function follows a loop. Consequently, no formula (D.20) can exist. This result extends to any equation of degree  $n \geq 4$ , as before, and constitutes our *third impossibility result*:

*Using only  $H$ -functions, no formula solving  
the general equation (D.1) can be found for  $n \geq 4$ .*

In particular, we can extend Table D.1 with an additional column for the new ingredient,  $H$ -functions.

ingredient	$H$ -functions
nested roots	2
discarded by	commutator of commutator of transpositions
with the path	$[(12), (23)], [(23), (34)] = (14)(23)$
for degree	$n \geq 4$

Table D.2: Extension of Table D.1 to  $H$ -functions, for degree  $n \geq 4$ .

### Discussion: the quartic formula

As for the cubic case, our impossibility result does not imply that there is no quartic (nor quintic) formula. It just means that to construct one, one needs at least three levels of nested roots, and  $H$ -functions contain only two. It turns out that the quartic equation can be solved as follows and, indeed, it involves three levels of nested roots. As for the cubic case, we start by removing the  $z^3$  term by the change of variables  $Z = z + c_3/4$ . This brings equation (D.19) into the form

$$Z^4 + PZ^2 + QZ + R = 0, \tag{D.22}$$

where  $P, Q, R$  are three  $F$ -functions of  $(c_0, c_1, c_2, c_3)$ , whose expressions are long, but easily obtained. The next step is to transform equation (D.22) into one that is quadratic in  $Z^2$ . For now, nothing guarantees that  $PZ^2 + QZ + R$  is a perfect square, but if it were, then equation (D.22) could be factored into two equations quadratic in  $Z^2$ . One way is to write  $Z^4$  in the equivalent form  $Z^4 = (Z^2 + A)^2 - 2AZ^2 - A^2$ , for some complex number  $A$  to be chosen freely later on. Inserting this in equation (D.22) gives

$$(Z^2 + A)^2 + (P - 2A)Z^2 + QZ + R - A^2 = 0. \tag{D.23}$$

Now we can choose  $A$  in equation (D.23) such that the quadratic part  $(P - 2A)Z^2 + QZ + R - A^2$  has the form of a perfect square. This will be the case if its discriminant  $Q^2 + 4(P - 2A)A^2$  vanishes. The latter amounts to

$$8A^3 - 4PA^2 - Q^2 = 0, \quad (\text{D.24})$$

which is a cubic equation  $A$ . It can be solved using the cubic formula, giving a value of  $A$  in terms of  $P$  and  $Q$  that is an  $H$ -function (recall the cubic formula (D.18)). Once  $A$  takes this special value, equation (D.23) becomes  $(Z^2 + A)^2 + (P - 2A)(Z - A)^2 = 0$ , which can be factored easily into two quadratic polynomials in  $Z$ . The latter equations are solved easily using the quadratic formula. Since  $A$  is an  $H$ -function, the solution for  $Z$  will necessarily involve some  $\sqrt{H}$  quantities, something which we did not include in equation (D.20). This confirms our impossibility result, once again.

## The quintic equation

It seems at this point that things are becoming repetitive, and that a clear pattern emerges. For  $n = 2, 3, 4$ , commutators could be used to reject formulae with too few nested roots in their expressions. However, we were still able to solve the equation simply by allowing more levels of roots. But at  $n = 5$ , this all breaks down, and this is why the quintic equation is a very special case. The goal of this section is to apply our methods to the case of degree  $n = 5$  and understand why it allows, not only to discard 4 levels of nested roots (i.e., one more than the quartic case), but actually *any* number of roots.

Let us pretend that we found a quintic formula, e.g.,

$$s_i = \Phi_i(c_0, \dots, c_4), \quad \text{for } i \in \{1, \dots, 5\}, \quad (\text{D.25})$$

with the five functions  $\Phi_i$  built out of  $H$ - and  $\sqrt{H}$ -functions. If we follow the previous methods, summarized in Tables D.1 and D.2, it should be clear that (1) all  $H$ -functions will follow a loop from a commutator of commutators of the solutions (as in the quartic case), but (2) we will need one more level of commutators for the  $\sqrt{H}$  terms.

As we now have five solutions to play with, let us consider for example the permutations (123) and (345) to construct a first commutator [(123), (345)]. An easy check shows that the latter is equal to (235), and this commutator therefore permutes three of our solutions. In general, the following result holds at  $n = 5$ :

$$[(ijk), (klm)] = (jkm). \quad (\text{D.26})$$

But now, contrary to the previous cases, we have something rather remarkable with equation (D.26). It shows that any cycle  $(jkm)$  can be written as a commutator of two other cycles, namely  $[(ijk), (klm)]$ . But notice that this is true for *any* cycle  $(jkm)$ , including  $(ijk)$  and  $(klm)$  on the left-hand side of equation (D.26) itself. In other words, this formula can be applied to itself, again and again, allowing us to write  $(jkm)$  as a commutator of as many commutators as needed. Since a number  $N \in \mathbb{N}$  of commutators allows us to discard precisely  $N$  levels of roots in a formula (see Tables D.1 and D.2), we can actually discard *any* number of roots in any candidate quintic formula. The Abel–Ruffini theorem follows immediately from this remark, but let us give a more detailed explanation.

Suppose that, in the quintic formula, equation (D.25), we use a  $\Phi$ -function made of  $+$ ,  $-$ ,  $\times$ ,  $\div$ , along with  $N$  levels of roots, for some  $N \in \mathbb{N}$ . To construct this  $\Phi$ -function, we have at our disposal several ingredients:  $F$ -functions (no roots),  $G$ -functions (one level

of root),  $H$ -functions (two levels of root), and so on. As always, we start by choosing a permutation of the solutions, say (123), that discards any  $F$ -functions (no roots). Next, using equation (D.26), we write (123) as a commutator, for example:

$$(123) = [(412), (253)]. \quad (\text{D.27})$$

When applied to  $(s_1, \dots, s_5)$ , this commutator discards the  $G$ -functions from the list of ingredients (one level of roots). Now we keep going: we write the cycles (412), (253) appearing in equation (D.27) as commutators themselves, again using equation (D.26). We obtain (123) expressed with two commutators:

$$(123) = [[(341), (152)], [(425), (513)]], \quad (\text{D.28})$$

which removes  $H$ -functions (expression with two levels of roots). By iterating equation (D.26)  $N - 2$  more times, we end up writing (123) as a combination of  $N$  commutators. When the latter is applied to  $(s_1, \dots, s_5)$ , the solutions  $s_1, s_2, s_3$  will permute; and yet any expression of the coefficients with  $N$  or less roots will follow a loop. Since a  $\Phi$ -function is made up of all these ingredients,  $\Phi_1, \Phi_2, \Phi_3$  go back to their original position. Clearly this contradicts equation (D.25). This result generalises to an equation of any degree  $n \geq 5$  by picking five of its solutions, as before. Moreover, since  $N$  is arbitrary, we conclude that no number of roots will be sufficient to write a formula. Our conclusion is therefore:

*No formula exists for the solution to the general equation of degree five or more, using only the operations  $+$ ,  $-$ ,  $\times$ ,  $\div$ , and  $\sqrt{\phantom{x}}$ .*

i.e., the Abel–Ruffini theorem itself. A last remark is in order. Why the fifth degree, and not the fourth or sixth? This all boils down to the possibility of writing a permutation of at least two solutions as a sequence of commutators. A formula such as equation (D.26) can only be iterated indefinitely when it involves five or more elements. For four or fewer elements, any sequence of commutators of transposition and/or cycles will necessarily end, i.e., end up being the trivial permutation that “does nothing.” The reader familiar with group theory will here recognise the notions of perfect or solvable group.

## Conclusions

To conclude this article, we would like to first make some comments on the various advantages and disadvantages of this proof, compared to the usual proof using Galois theory. First of all, the present proof does not say that no equations of degree five or higher can be solved; but only that a general formula (valid for the general equation) cannot be written using only  $+$ ,  $-$ ,  $\times$ ,  $\div$ , and  $\sqrt{\phantom{x}}$ . Indeed, some equations of degree  $n \geq 5$  can actually be solved explicitly (see [644] for a nice and thorough discussion on the quintics  $z^5 + az + b = 0$  that are solvable by radicals.) Galois theory, on the other hand, is perfectly able to say whether a given equation is solvable or not. On the other hand, the present proof can be extended to also account for continuous (and single-valued) functions of the coefficients (such as  $\exp, \sin, \dots$ ) in the list of ingredients. Indeed, just like  $+$ ,  $-$ ,  $\times$ ,  $\div$ , these functions follow a loop when the coefficients do. Galois theory is unable to provide for this, as it only accounts for expressions in terms of radicals.

We hope that the present proof will be seen not only as a simplified and elementary demonstration of the Abel–Ruffini’s theorem, but also as a complementary result, as it helps to explain why the  $n = 5$  case is so special, and why the quadratic, cubic, and quartic



formulae have such “nested roots” structures. It is also a good and instructive exercise to complete the present proof sketch with rigorous arguments (we encourage students to give it a try!). For more insight on this topic, one should definitely watch Katz’s video [643] and read Goldmakher’s paper [645], which have both inspired this article. We end this paper by providing more references that should help the interested reader to get started with topics that are based on (and broadly extend) the ideas presented here: (1) an interactive blog article by F. Akalin [646]; (2) an article by H. Zoladek [647] that deals with similar but more advanced ideas; (3) the original book of Alekseev mentioned in the introduction [648] on the Abel–Ruffini theorem. Devised as a problems-and-solutions book, it discusses many advanced concepts in a very pedagogical and extremely well-written manner.

# Bibliography

- [1] P. Ramond and A. Le Tiec, “Multipolar particles in helically symmetric spacetimes,” *Class. Quant. Grav* **38** no. 13, (2020) , [arXiv:2005.00602 \[gr-qc\]](#). (Cited on pages xvii and 79.)
- [2] P. Ramond and J. Perez, “The geometry of isochrone orbits: from archimedes’ parabolae to kepler’s third law,” *Celestial Mechanics and Dynamical Astronomy* **132** no. 4, (April, 2020) 22, [arXiv:2003.13456](#). (Cited on pages xvii, 269, and 293.)
- [3] P. Ramond and J. Perez, “New methods of isochrone mechanics,” *Journal of Mathematical Physics* **62** (2021) , [arXiv:2104.05643](#). (Cited on page xvii.)
- [4] P. Ramond, “Abel–Ruffini’s theorem: complex but not complicated!,” *The American Mathematical Monthly* (2021) , [arXiv:2011.05162](#). (Cited on page xvii.)
- [5] R. M. Wald, *General relativity*. University of Chicago Press, Chicago, 1984. (Cited on pages xix, 11, 22, 24, 25, 58, 107, 149, 163, and 279.)
- [6] M. Friedman, *Foundations of space-time theories: Relativistic physics and philosophy of science*, vol. 113. Princeton university press, 2014. (Cited on page 5.)
- [7] W. Heisenberg and F. S. C. Northrop, *Physics and philosophy: The revolution in modern science*. Harper New York, 1958. (Cited on page 5.)
- [8] P. Girard, *Histoire de la Relativité Générale d’Einstein: Développement Conceptuel de la Théorie*. PhD thesis, University of Wisconsin-Madison USA, 1981. <https://hal.archives-ouvertes.fr/tel-02321688/document>. (Cited on page 5.)
- [9] T. Sauer, “Chapter 63 - Albert Einstein, review paper on general relativity theory (1916),” in *Landmark Writings in Western Mathematics 1640-1940*, I. Grattan-Guinness, R. Cooke, L. Corry, P. Crépel, and N. Guicciardini, eds., pp. 802–822. Elsevier Science, Amsterdam, 2005. [arXiv:0405066 \[physics.hist-ph\]](#). (Cited on pages 5 and 8.)
- [10] P. A. Schilpp, *Albert Einstein: Philosopher, Scientist*. 1951. (Cited on pages 5 and 7.)
- [11] A. Robinson, *Einstein: A hundred years of relativity*. Princeton University Press, 2015. (Cited on page 5.)
- [12] P. C. Aichelburg and R. U. Sexl, *Albert Einstein: his influence on physics, philosophy and politics*. Springer Science & Business Media, 2012. (Cited on pages 5 and 7.)

- [13] A. Pais and S. Goldberg, ““Subtle is the Lord...”: The science and the life of Albert Einstein,” 1984. (Cited on pages 5 and 6.)
- [14] M. Heller, “The happiest thought of Einstein’s life.,” *Astronomy Quarterly* **8** no. 3, (1991) 177–180. (Cited on page 5.)
- [15] M. Janssen and J. Renn, “History: Einstein was no lone genius,” *Nature News* **527** no. 7578, (2015) 298. (Cited on pages 5 and 6.)
- [16] É. Klein, *Le pays qu’habitait Albert Einstein*. Éditions Actes Sud, 2016. (Cited on pages 5 and 6.)
- [17] W.-T. Ni, “Genesis of general relativity — a concise exposition,” *International Journal of Modern Physics D* **25** no. 14, (Dec, 2016) 1630004, arXiv:1612.09498 [physics.hist-ph]. <http://dx.doi.org/10.1142/S0218271816300044>. (Cited on page 5.)
- [18] <https://einsteinpapers.press.princeton.edu/>. (Cited on page 6.)
- [19] <https://www.einstein.caltech.edu/>. (Cited on page 6.)
- [20] A. Einstein, “On the relativity principle and the conclusions drawn from it,” *Jahrb Radioaktivitat Elektronik* **4** (1907) 411–462. (Cited on pages 6 and 13.)
- [21] E.ourgoulhon, *Special relativity in general frames*. Graduate Texts in Physics. Springer, New York, 2013. (Cited on pages 7, 11, 13, 24, 34, 58, 60, 119, and 171.)
- [22] B. Riemann, “Über die hypothesen, welche der geometrie zu grunde liegen,” *Physikalische Blätter* **10** no. 7, (1954) 296–306. (Cited on page 7.)
- [23] F. Klein, “Vergleichende betrachtungen über neuere geometrische forschungen,” *Mathematische Annalen* **43** no. 1, (1893) 63–100. (Cited on page 7.)
- [24] L. Bianchi, *Lezioni di geometria differenziale*. 1894. (Cited on page 7.)
- [25] T. Levi-Civita, *Lezioni di calcolo differenziale assoluto*. Zanichelli, 1925. (Cited on page 7.)
- [26] P. G. Fré, *A Conceptual History of Space and Symmetry*. Springer, 2018. (Cited on page 7.)
- [27] A. Einstein and M. Grossmann, *Entwurf einer verallgemeinerten Relativitätstheorie und einer Theorie der Gravitation*. BG Teubner, 1913. (Cited on page 7.)
- [28] A. Einstein, “The formal foundation of the general theory of relativity,” *Sitzungsber. Preuss. Akad. Wiss. Berlin (Math. Phys.)* **1914** (1914) 1030–1085. (Cited on pages 7 and 8.)
- [29] A. Einstein, “Grundgedanken der allgemeinen relativitätstheorie und anwendung dieser theorie in der astronomie,” *Preussische Akademie der Wissenschaften, Sitzungsberichte* **315** (1915) 778–786. (Cited on page 8.)
- [30] A. Einstein, “Zur allgemeinen relativitätstheorie,” *Preussische Akademie der Wissenschaften, Sitzungsberichte* (1915) . (Cited on page 8.)

- [31] A. Einstein, “Erklärung der perihelbewegung des merkur aus der allgemeinen relativitätstheorie,” *Preussische Akademie der Wissenschaften, Sitzungsberichte* **1932** (1915) 831–839. (Cited on page 8.)
- [32] A. Einstein, “Die feldgleichungen der gravitation,” *Sitzung der physikalische-mathematischen Klasse* **25** (1915) 844–847. (Cited on pages 8 and 9.)
- [33] J. A. Wheeler, “A journey into gravity and spacetime,” *Scientific American Library* (1990) . (Cited on page 9.)
- [34] A. Einstein, “Näherungsweise integration der feldgleichungen der gravitation,” *Sitzber. Preuss. Akad. Wiss.* (1916) 688. (Cited on pages 9 and 18.)
- [35] A. Einstein, “Kosmologische betrachtungen zur allgemeinen relativitätstheorie,” *Sitzber. Preuss. Akad. Wiss.* (1917) 142. (Cited on page 10.)
- [36] B. Orlin, *Change Is the Only Constant: The Wisdom of Calculus in a Madcap World*. Black Dog and Leventhal, 2018. (Cited on page 10.)
- [37] P. Jetzer and M. Sereno, “Two-body problem with the cosmological constant and observational constraints,” *Physical Review D* **73** no. 4, (2006) 044015. (Cited on page 10.)
- [38] P. P. Mana, “Dimensional analysis in relativity and in differential geometry,” *European Journal of Physics* (2021) , [arXiv:2007.14217](https://arxiv.org/abs/2007.14217) [gr-qc]. (Cited on page 10.)
- [39] D. Lovelock, “The uniqueness of the Einstein field equations in a four-dimensional space,” *Arch. Ration. Mech. Anal.* **33** (1969) 54. (Cited on pages 10 and 276.)
- [40] K. Van Aelst, *Spinors and Cosmology in Einstein-Cartan theory*. PhD thesis, Imperial College London, 2016. (Cited on page 11.)
- [41] J.-P. Provost, *A brief history of the energy-momentum tensor 1912-1915: Einstein physicist’s logic in compromising gravitation with relativity*, pp. 3348–3353. (Cited on page 11.)
- [42] T. Frankel, *The geometry of physics: an introduction*. Cambridge university press, 2011. (Cited on page 11.)
- [43] Y. Choquet-Bruhat, *General relativity and the Einstein equations*. OUP Oxford, 2008. (Cited on page 12.)
- [44] A. I. Harte and J. Vines, “Generating exact solutions to Einstein’s equation using linearized approximations,” *Physical Review D* **94** no. 8, (Oct, 2016) . (Cited on page 12.)
- [45] A. I. Harte, “Taming the nonlinearity of the Einstein equation,” *Phys. Rev. Lett.* **113** (2014) 261103, [arXiv:1409.4674](https://arxiv.org/abs/1409.4674) [gr-qc]. (Cited on page 12.)
- [46] A. Einstein, “Die Grundlage der allgemeinen Relativitätstheorie,” *Annalen der Physik* **354** no. 7, (Jan., 1916) 769–822. (Cited on pages 12 and 16.)
- [47] A. Schild, “Equivalence principle and red-shift measurements,” *American Journal of Physics* **28** no. 9, (1960) 778–780. (Cited on page 13.)

- [48] R. V. Pound and G. A. Rebka Jr, “Apparent weight of photons,” *Physical Review Letters* **4** no. 7, (1960) 337. (Cited on page 13.)
- [49] R. V. Pound and J. L. Snider, “Effect of gravity on gamma radiation,” *Physical Review* **140** no. 3B, (1965) B788. (Cited on page 13.)
- [50] T. Do, A. Hees, A. Ghez, G. D. Martinez, D. S. Chu, S. Jia, S. Sakai, J. R. Lu, A. K. Gautam, K. K. O’neil, *et al.*, “Relativistic redshift of the star s0-2 orbiting the galactic center supermassive black hole,” *Science* **365** no. 6454, (2019) 664–668, [arXiv:1907.10731](https://arxiv.org/abs/1907.10731) [astro-ph.GA]. (Cited on page 13.)
- [51] J. G. Hernández, R. Rebolo, L. Pasquini, G. L. Curto, P. Molaro, E. Caffau, H.-G. Ludwig, M. Steffen, M. Esposito, A. S. Mascareño, *et al.*, “The solar gravitational redshift from harps-lfc moon spectra—a test of the general theory of relativity,” *Astronomy & Astrophysics* **643** (2020) A146. (Cited on page 13.)
- [52] N. Deruelle and J. P. Uzan, *Théories de la relativité*. Belin, Paris, 2014. (Cited on pages 13, 24, 25, and 26.)
- [53] C. M. Will, “Henry cavendish, johann von soldner, and the deflection of light,” *American Journal of Physics* **56** no. 5, (1988) 413–415. (Cited on page 13.)
- [54] A. Einstein, “Über den einfluß der schwerkraft auf die ausbreitung des lichtes,” *Annalen der Physik* **340** no. 10, (1911) 898–908. (Cited on page 13.)
- [55] D. Kennefick, *No shadow of a doubt: the 1919 eclipse that confirmed Einstein’s theory of relativity*. Princeton University Press, 2019. (Cited on page 13.)
- [56] F. W. Dyson, A. S. Eddington, and C. Davidson, “Ix. a determination of the deflection of light by the sun’s gravitational field, from observations made at the total eclipse of may 29, 1919,” *Philosophical Transactions of the Royal Society A: Mathematical, Physical and Engineering Sciences* **220** no. 571-581, (1920) 291–333. (Cited on page 13.)
- [57] J. Crelinsten, “William wallace campbell and the “Einstein problem”: An observational astronomer confronts the theory of relativity,” *Historical Studies in the Physical Sciences* **14** no. 1, (1983) 1–91. (Cited on page 14.)
- [58] J. L. Cervantes-Cota, S. Galindo-Uribarri, and G. F. Smoot, “The legacy of Einstein’s eclipse, gravitational lensing,” *Universe* **6** no. 1, (2020) 9. (Cited on page 14.)
- [59] C. A. Lemon, M. W. Auger, R. G. McMahon, and F. Ostrovski, “Gravitationally lensed quasars in gaia–ii. discovery of 24 lensed quasars,” *Monthly Notices of the Royal Astronomical Society* **479** no. 4, (2018) 5060–5074. (Cited on page 14.)
- [60] N. Aghanim, Y. Akrami, M. Ashdown, J. Aumont, C. Baccigalupi, M. Ballardini, A. J. Banday, R. Barreiro, N. Bartolo, S. Basak, *et al.*, “Planck 2018 results–viii. gravitational lensing,” *Astronomy & Astrophysics* **641** (2020) A8. (Cited on page 14.)
- [61] W. W. Campbell and R. Trumpler, “Observations on the deflection of light in passing through the sun’s gravitational field, made during the total solar eclipse of september 21, 1923,” *Publications of the Astronomical Society of the Pacific* **35** no. 205, (1923) 158–163. (Cited on page 14.)

- [62] T. L. Johnson, K. Sharon, M. B. Bayliss, M. D. Gladders, D. Coe, and H. Ebeling, “Lens models and magnification maps of the six hubble frontier fields clusters,” *The Astrophysical Journal* **797** no. 1, (2014) 48. (Cited on page 14.)
- [63] J. Richard, J.-P. Kneib, M. Limousin, A. Edge, and E. Jullo, “Abell 370 revisited: refurbished hubble imaging of the first strong lensing cluster,” *Monthly Notices of the Royal Astronomical Society: Letters* **402** no. 1, (2010) L44–L48. (Cited on page 14.)
- [64] <https://hubblesite.org/contents/media/images/2017/20/4024-Image?Topic=105-galaxies&keyword=abell%20370>. (Cited on page 14.)
- [65] U. J. Le Verrier, “Theorie du mouvement de mercure,” in *Annales de l’Observatoire de Paris*, vol. 5. 1859. (Cited on page 14.)
- [66] J. Laskar, “Des premiers travaux de Le Verrier à la découverte de Neptune,” *Comptes Rendus Physique* **18** no. 9-10, (Nov., 2017) 504–519, [arXiv:1710.03688](https://arxiv.org/abs/1710.03688) [physics.hist-ph]. (Cited on pages 14 and 265.)
- [67] N. T. Roseveare, “Mercury’s perihelion, from Le Verrier to Einstein,” *Oxford: Clarendon Press; New York: Oxford University Press* (1982) . (Cited on page 15.)
- [68] A. Fienga, J. Laskar, P. Exertier, H. Manche, and M. Gastineau, “Numerical estimation of the sensitivity of inpop planetary ephemerides to general relativity parameters,” *Celestial Mechanics and Dynamical Astronomy* **123** no. 3, (2015) 325–349. (Cited on page 15.)
- [69] K. Nordtvedt Jr, “Equivalence principle for massive bodies. ii. theory,” *Physical Review* **169** no. 5, (1968) 1017. (Cited on page 15.)
- [70] C. M. Will and K. Nordtvedt Jr, “Conservation laws and preferred frames in relativistic gravity. i. preferred-frame theories and an extended ppn formalism,” *The Astrophysical Journal* **177** (1972) 757. (Cited on page 15.)
- [71] C. M. Will, *Theory and experiment in gravitational physics*. Cambridge University Press, Cambridge, 1993. (Cited on pages 15 and 16.)
- [72] B. Bertotti, L. Iess, and P. Tortora, “A test of general relativity using radio links with the cassini spacecraft,” *Nature* **425** no. 6956, (2003) 374–376. (Cited on page 16.)
- [73] A. Fienga, J. Laskar, P. Kuchynka, H. Manche, G. Desvignes, M. Gastineau, I. Cognard, and G. Theureau, “The inpop10a planetary ephemeris and its applications in fundamental physics,” *Celestial Mechanics and Dynamical Astronomy* **111** no. 3, (2011) 363–385. (Cited on page 16.)
- [74] W.-T. Ni, *One Hundred Years Of General Relativity: From Genesis And Empirical Foundations To Gravitational Waves, Cosmology And Quantum Gravity- Volume 2*. World Scientific, 2017. (Cited on page 16.)
- [75] C. M. Will, “The confrontation between general relativity and experiment,” *Living Rev. Relativ.* **17** (2014) 4, [arXiv:1403.7377](https://arxiv.org/abs/1403.7377) [gr-qc]. (Cited on page 16.)

- [76] C. Montgomery, W. Orchiston, and I. Whittingham, “Michell, laplace and the origin of the black hole concept,” *Journal of Astronomical History and Heritage* **12** (2009) 90–96. (Cited on page 16.)
- [77] J. Eisenstaedt, “Histoire et singularités de la solution de schwarzschild (1915–1923),” *Archive for History of Exact Sciences* **27** no. 2, (1982) 157–198. (Cited on page 16.)
- [78] K. Schwarzschild, “On the gravitational field of a mass point according to Einstein’s theory,” *Sitzber. Preuss. Akad. Wiss.* (1916) 189, [arXiv:physics/9905030](https://arxiv.org/abs/physics/9905030). Translated in English by S. Antoci and reprinted in *Gen. Rel. Grav.* **35**, 951 (2003). (Cited on page 16.)
- [79] K. Schwarzschild, “On the gravitational field of a sphere of incompressible fluid according to Einstein’s theory,” *Sitzber. Preuss. Akad. Wiss.* (1916) 424, [arXiv:physics/9912033](https://arxiv.org/abs/physics/9912033). Translated in English by S. Antoci. (Cited on page 16.)
- [80] J. Droste, “Physics-“the field of a single center in Einstein’s theory of gravitation and the motion of a particle in the field”,” *Gen. Rel. Grav* **34** (2002) 1545–1563. (Cited on page 16.)
- [81] É.ourgoulhon, “Geometry and physics of black holes.” , 2021. (Cited on pages 16, 114, 116, 127, 128, 129, and 131.)
- [82] Y. Hagihara, “Theory of the relativistic trajectories in a gravitational field of schwarzschild,” *Japanese journal of astronomy and geophysics* **8** (1930) 67. (Cited on page 17.)
- [83] J. R. Oppenheimer and H. Snyder, “On continued gravitational contraction,” *Phys. Rev.* **56** (1939) 455. (Cited on page 17.)
- [84] R. Giacconi, “Nobel lecture: The dawn of x-ray astronomy,” *Reviews of Modern Physics* **75** no. 3, (2003) 995. (Cited on page 17.)
- [85] T. A. Matthews and A. R. Sandage, “Optical Identification of 3C 48, 3C 196, and 3C 286 with Stellar Objects.,” *The Astrophysical Journal* **138** (July, 1963) 30. (Cited on page 17.)
- [86] A. Hewish, S. Bell, J. Pilkington, P. Scott, and R. Collins, “Observation of a rapidly pulsating radio source (reprinted from nature, february 24, 1968),” *Nature* **224** no. 5218, (1969) 472. (Cited on pages 17 and 20.)
- [87] R. P. Kerr, “Gravitational field of a spinning mass as an example of algebraically special metrics,” *Phys. Rev. Lett.* **11** (1963) 237. (Cited on page 17.)
- [88] S. A. Teukolsky, “The Kerr metric,” *Classical and Quantum Gravity* **32** no. 12, (Jun, 2015) 124006. <https://doi.org/10.1088/0264-9381/32/12/124006>. (Cited on page 17.)
- [89] R. Penrose, “Gravitational collapse and space-time singularities,” *Physical Review Letters* **14** no. 3, (1965) 57. (Cited on page 17.)
- [90] S. W. Hawking, “The occurrence of singularities in cosmology. . causality and singularities,” *Proceedings of the Royal Society of London. Series A. Mathematical and Physical Sciences* **300** no. 1461, (1967) 187–201. (Cited on page 17.)

- [91] R. Penrose, “Gravitational collapse: the role of general relativity,” *Riv. Nuovo Cim.* **1** (1969) 242. (Cited on pages 17 and 132.)
- [92] S. W. Hawking and R. Penrose, “The singularities of gravitational collapse and cosmology,” *Proceedings of the Royal Society of London. A. Mathematical and Physical Sciences* **314** no. 1519, (1970) 529–548. (Cited on page 17.)
- [93] T. Regge and J. A. Wheeler, “Stability of a schwarzschild singularity,” *Physical Review* **108** no. 4, (1957) 1063. (Cited on page 17.)
- [94] S. A. Teukolsky and W. H. Press, “Perturbations of a rotating black hole. iii. interaction of the hole with gravitational and electromagnetic radiation,” *Astrophys. J.* **193** (1974) 443. (Cited on page 17.)
- [95] F. Finster, “Lectures on linear stability of rotating black holes,” in *Domschool-International Alpine School of Mathematics and Physics*, pp. 61–91, Springer. 2018. (Cited on page 17.)
- [96] L. Barack, V. Cardoso, S. Nissanke, T. P. Sotiriou, A. Askar, C. Belczynski, G. Bertone, E. Bon, D. Blas, R. Brito, *et al.*, “Black holes, gravitational waves and fundamental physics: a roadmap,” *Classical and quantum gravity* **36** no. 14, (2019) 143001, [arXiv:1806.05195 \[gr-qc\]](https://arxiv.org/abs/1806.05195). (Cited on pages 17, 29, 30, 37, 46, 47, and 50.)
- [97] S. Doeleman, E. Collaboration, *et al.*, “Focus on the first event horizon telescope results,” *Astrophys J Lett. April* (2019) . (Cited on page 17.)
- [98] W. Baade and F. Zwicky, “Remarks on super-novae and cosmic rays,” *Physical Review* **46** no. 1, (1934) 76. (Cited on page 17.)
- [99] J. R. Oppenheimer and G. M. Volkoff, “On massive neutron cores,” *Physical Review* **55** no. 4, (1939) 374. (Cited on page 17.)
- [100] F. Özel and P. Freire, “Masses, Radii, and the Equation of State of Neutron Stars,” *Annual Review of Astronomy and Astrophysics* **54** (2016) 401–440, [arXiv:1603.02698 \[astro-ph.HE\]](https://arxiv.org/abs/1603.02698). (Cited on pages 17, 29, and 47.)
- [101] J. R. Primack, “Precision cosmology,” *New Astronomy Reviews* **49** no. 2-6, (2005) 25–34. (Cited on page 17.)
- [102] R. Cabanac, D. Valls-Gabaud, A. Jaunsen, C. Lidman, and H. Jerjen, “Discovery of a high-redshift Einstein ring,” *Astronomy & Astrophysics* **436** no. 2, (2005) L21–L25. (Cited on page 18.)
- [103] V. Belokurov, N. Evans, P. Hewett, A. Moiseev, R. McMahon, S. Sanchez, and L. King, “Two new large-separation gravitational lenses from sdss,” *Monthly Notices of the Royal Astronomical Society* **392** no. 1, (2009) 104–112. (Cited on page 18.)
- [104] J. F. Hennawi, M. D. Gladders, M. Oguri, N. Dalal, B. Koester, P. Natarajan, M. A. Strauss, N. Inada, I. Kayo, H. Lin, *et al.*, “A new survey for giant arcs,” *The Astronomical Journal* **135** no. 2, (2008) 664. (Cited on page 18.)



- [105] M. Bartelmann and P. Schneider, “Weak gravitational lensing,” *Physics Reports* **340** no. 4-5, (2001) 291–472. (Cited on page 18.)
- [106] M. Kilbinger, “Cosmology with cosmic shear observations: a review,” *Reports on Progress in Physics* **78** no. 8, (2015) 086901, [arXiv:1411.0115 \[gr-qc\]](#). (Cited on page 18.)
- [107] Planck Collaboration: N.Aghanim *et al.*, “Planck 2018 results. VI. Cosmological parameters,” *Astron. Astrophys.* **641** (2020) A6, [arXiv:1807.06209 \[astro-ph.CO\]](#). (Cited on pages 18 and 49.)
- [108] P. A. Ade, N. Aghanim, M. Arnaud, M. Ashdown, J. Aumont, C. Baccigalupi, A. Banday, R. Barreiro, N. Bartolo, E. Battaner, *et al.*, “Planck 2015 results-xiv. dark energy and modified gravity,” *Astronomy & Astrophysics* **594** (2016) A14. (Cited on page 18.)
- [109] V. Salvatelli, F. Piazza, and C. Marinoni, “Constraints on modified gravity from planck 2015: when the health of your theory makes the difference,” *Journal of Cosmology and Astroparticle Physics* **2016** no. 09, (2016) 027, [arXiv:1602.08283 \[astro-ph.CO\]](#). (Cited on page 18.)
- [110] M. Ishak, “Testing general relativity in cosmology,” *Living Reviews in Relativity* **22** no. 1, (2019) 1–204. (Cited on page 18.)
- [111] A. Einstein, “Gravitationswellen,” *Sitzber. Preuss. Akad. Wiss.* (1918) 154. (Cited on pages 18 and 26.)
- [112] A. S. Eddington, “The propagation of gravitational waves,” *Proceedings of the Royal Society of London. Series A, Containing Papers of a Mathematical and Physical Character* **102** no. 716, (1922) 268–282. (Cited on page 18.)
- [113] A. S. Eddington, “Cxvii. the spontaneous loss of energy of a spinning rod according to the relativity theory,” *The London, Edinburgh, and Dublin Philosophical Magazine and Journal of Science* **46** no. 276, (1923) 1112–1117. (Cited on page 18.)
- [114] D. J. Kennefick, *Traveling at the speed of thought: Einstein and the quest for gravitational waves*. Princeton University Press, Princeton, 2007. (Cited on page 19.)
- [115] H. Bondi, “Plane gravitational waves in general relativity,” *Nature* **179** (1957) 1072. (Cited on page 19.)
- [116] F. A. E. Pirani, “Invariant formulation of gravitational radiation theory,” *Phys. Rev.* **105** (1957) 1089. (Cited on page 19.)
- [117] H. Bondi, F. A. Pirani, and I. Robinson, “Gravitational waves in general relativity iii. exact plane waves,” *Proceedings of the Royal Society of London. Series A. Mathematical and Physical Sciences* **251** no. 1267, (1959) 519–533. (Cited on page 19.)
- [118] F. Pirani, “Measurement of classical gravitation fields,” in *The Role of Gravitation in Physics. Proceedings of the 1957 Chapel Hill Conference, Max Planck Research Library for the History and Development of Knowledge*. 1957. (Cited on page 19.)

- [119] A. Einstein, L. Infeld, and B. Hoffmann, “Gravitational equations and the problem of motion,” *Ann. Math.* **39** (1938) 65. (Cited on page 19.)
- [120] H. A. Lorentz and J. Droste, “De beweging van een stelsel lichamen onder den invloed van hunne onderlinge aantrekking, behandeld volgens de theorie van Einstein I,II,” *Versl. K. Akad. Wet. Amsterdam* **26** (1917) 392 & 649. (Cited on page 19.)
- [121] W. de Sitter, “On Einstein’s theory of gravitation and its astronomical consequences,” *Mon. Not. R. Astron. Soc.* **77** (1916) 155. (Cited on page 19.)
- [122] L. D. Landau and E. M. Lifshitz, *The classical theory of fields*. Butterworth-Heinemann, Oxford, fourth ed., 1975. (Cited on pages 19 and 24.)
- [123] J. Ehlers, A. Rosenblum, J. N. Goldberg, and P. Havas, “Comments on gravitational radiation damping and energy loss in binary systems,” *Astrophysical Journal* **208** no. 2, (1976) L77–L81. (Cited on page 19.)
- [124] S. Chandrasekhar and F. P. Esposito, “The 5/2-post-Newtonian equations of hydrodynamics and radiation reaction in general relativity,” *Astrophys. J.* **160** (1970) 153. (Cited on page 19.)
- [125] W. L. Burke and K. S. Thorne, “Gravitational radiation damping,” in *Relativity*, M. Carmeli, S. I. Fickler, and L. Witten, eds., pp. 209–228. Springer US, Boston, MA, 1970. (Cited on page 19.)
- [126] L. Bel, T. Damour, N. Deruelle, J. Ibanez, and J. Martin, “Poincaré-invariant gravitational field and equations of motion of two pointlike objects: The postlinear approximation of general relativity,” *General Relativity and Gravitation* **13** no. 10, (1981) 963–1004. (Cited on page 19.)
- [127] T. Damour and N. Deruelle, “Radiation reaction and angular momentum loss in small angle gravitational scattering,” *Physics Letters A* **87** no. 3, (1981) 81–84. (Cited on page 19.)
- [128] T. Damour and N. Deruelle, “Lagrangien généralisé du système de deux masses ponctuelles, à l’approximation post-post-newtonienne de la relativité générale,” *CR Acad. Sci. Ser. II* **293** (1981) 537–540. (Cited on page 19.)
- [129] T. Damour, “Problème des deux corps et freinage de rayonnement en relativité générale,” *C. R. Acad. Sc. Paris* **294** (1982) 1355. (Cited on page 19.)
- [130] G. Hobbs, R. Manchester, A. Teoh, and M. Hobbs, “The atnf pulsar catalog,” in *Young Neutron Stars and Their Environments*, vol. 218, p. 139. 2004. (Cited on page 20.)
- [131] “Atnf pulsar catalogue.” . (Cited on page 20.)
- [132] J. Antoniadis, “Gaia Pulsars and Where to Find Them in EDR3,” *Research Notes of the American Astronomical Society* **4** no. 12, (Dec., 2020) 223, [arXiv:2012.06335](https://arxiv.org/abs/2012.06335) [astro-ph.HE]. (Cited on page 20.)
- [133] J. Antoniadis, “Gaia pulsars and where to find them,” *Monthly Notices of the Royal Astronomical Society* **501** no. 1, (Nov, 2020) 1116–1126. <http://dx.doi.org/10.1093/mnras/staa3595>. (Cited on page 20.)

- [134] N. Wex and M. Kramer, “Gravity tests with radio pulsars,” *Universe* **6** no. 9, (2020) . <https://www.mdpi.com/2218-1997/6/9/156>. (Cited on page 20.)
- [135] M. Maggiore, *Gravitational waves: Theory and experiments*, vol. 1. Oxford University Press, Oxford, 2008. (Cited on pages 20, 22, 24, 25, 26, 27, 28, 32, 34, 35, 38, 42, 90, and 91.)
- [136] R. A. Hulse and J. H. Taylor, “Discovery of a pulsar in a binary system,” *Astrophys. J.* **195** (1975) L51. (Cited on page 20.)
- [137] D. R. Altschuler and C. J. Salter, “The arecibo observatory,” *Physics Today* **66** no. 11, (2013) 43. (Cited on page 20.)
- [138] P. C. Peters and J. Mathews, “Gravitational radiation from point masses in a Keplerian orbit,” *Phys. Rev.* **131** (1963) 435. (Cited on page 21.)
- [139] P. C. Peters, “Gravitational radiation and the motion of two point masses,” *Phys. Rev.* **136** (1964) B1224. (Cited on page 21.)
- [140] E. Poisson and C. M. Will, *Gravity: Newtonian, post-Newtonian, relativistic*. Cambridge University Press, Cambridge, 2014. (Cited on pages 21, 26, 28, 55, 56, and 90.)
- [141] T. Damour, “1974: the discovery of the first binary pulsar,” *Classical and Quantum Gravity* **32** no. 12, (2015) 124009, [arXiv:1411.3930](https://arxiv.org/abs/1411.3930) [gr-qc]. (Cited on page 21.)
- [142] J. M. Weisberg and Y. Huang, “Relativistic measurements from timing the binary pulsar PSR B1913+16,” *Astrophys. J.* **829** (2016) 55, [arXiv:1606.02744](https://arxiv.org/abs/1606.02744) [astro-ph.HE]. (Cited on page 22.)
- [143] J. R. Gair and E. K. Porter, “Observing EMRIs with eLISA/NGO,” in *9th LISA Symposium*, G. Auger, P. Binétruy, and E. Plagnol, eds., vol. 467 of *ASP Conference Series*, p. 173. Astronomical Society of the Pacific, San Francisco, 2013. [arXiv:1210.8066](https://arxiv.org/abs/1210.8066) [gr-qc]. (Cited on page 22.)
- [144] L. Blanchet, “Gravitational radiation from post-Newtonian sources and inspiralling compact binaries,” *Living Rev. Relativ.* **17** (2014) 2, [arXiv:1310.1528](https://arxiv.org/abs/1310.1528) [gr-qc]. (Cited on pages 22, 24, 26, 35, 90, 96, and 122.)
- [145] J. D. Jackson, *Classical electrodynamics*. John Wiley, New York, third ed., 1998. (Cited on page 24.)
- [146] R. Feynman, *Feynman lectures on gravitation*. CRC Press, 2018. (Cited on page 24.)
- [147] T. Futamase and Y. Itoh, “The post-Newtonian approximation for relativistic compact binaries,” *Living Rev. Relativ.* **10** (2007) 2. (Cited on page 24.)
- [148] J. Stewart, *Advanced general relativity*. Cambridge University Press, Cambridge, 1991. (Cited on page 24.)
- [149] N. Straumann, *General relativity*. Springer, New York, second ed., 2013. (Cited on page 24.)

- [150] J. D. Jackson and L. B. Okun, “Historical roots of gauge invariance,” *Reviews of Modern Physics* **73** no. 3, (2001) 663. (Cited on page 24.)
- [151] M. Bonetti, E. Barausse, G. Faye, F. Haardt, and A. Sesana, “About gravitational-wave generation by a three-body system,” *Classical and Quantum Gravity* **34** no. 21, (Oct, 2017) 215004, [arXiv:1707.04902 \[gr-qc\]](#). (Cited on page 24.)
- [152] C. Caprini and D. G. Figueroa, “Cosmological backgrounds of gravitational waves,” *Classical and Quantum Gravity* **35** no. 16, (2018) 163001, [arXiv:1801.04268 \[gr-qc\]](#). (Cited on pages 25 and 32.)
- [153] M. Maggiore, “Gravitational wave experiments and early Universe cosmology,” *Phys. Rept.* **331** (2000) 283, [arXiv:gr-qc/9909001](#). (Cited on page 25.)
- [154] K. S. Thorne, “Multipole expansions of gravitational radiation,” *Rev. Mod. Phys.* **52** (1980) 299. (Cited on pages 27 and 159.)
- [155] L. Blanchet, “On the multipole expansion of the gravitational field,” *Class. Quant. Grav.* **15** (1998) 1971, [arXiv:gr-qc/9801101](#). (Cited on page 27.)
- [156] A. Maselli *et al.*, “Dark stars: Gravitational and electromagnetic observables,” *Physical Review D* **96** no. 2, (July, 2017) 023005, [arXiv:1704.07286 \[astro-ph.HE\]](#). (Cited on page 28.)
- [157] N. Sennett *et al.*, “Distinguishing boson stars from black holes and neutron stars from tidal interactions in inspiraling binary systems,” *Physical Review D* **96** no. 2, (July, 2017) 024002, [arXiv:1704.08651 \[gr-qc\]](#). (Cited on page 28.)
- [158] “Lisa mission l3 proposal.” [https://www.elisascience.org/files/publications/LISA\\_L3\\_20170120.pdf](https://www.elisascience.org/files/publications/LISA_L3_20170120.pdf). (Cited on pages 28, 50, and 51.)
- [159] B. P. Abbott *et al.* (LIGO Scientific Collaboration and Virgo Collaboration), “Observation of Gravitational Waves from a Binary Black Hole Merger,” *Phys. Rev. Lett.* **116** no. 6, (Feb., 2016) 061102, [arXiv:1602.03837 \[gr-qc\]](#). (Cited on pages 29 and 44.)
- [160] M. J. Rees, “Gravitational waves from galactic centres?” *Class. Quant. Grav.* **14** (1997) 1411. (Cited on page 29.)
- [161] M. Milosavljević and D. Merritt, “Long-term evolution of massive black hole binaries,” *Astrophys. J.* **596** (2003) 860, [arXiv:astro-ph/0212459](#). (Cited on page 29.)
- [162] F. M. Khan, P. R. Capelo, L. Mayer, and P. Berczik, “Dynamical evolution and merger timescales of lisa massive black hole binaries in disk galaxy mergers,” *The Astrophysical Journal* **868** no. 2, (2018) 97. (Cited on page 29.)
- [163] M. Campanelli, C. Lousto, Y. Zlochower, and D. Merritt, “Large Merger Recoils and Spin Flips from Generic Black Hole Binaries,” *The Astrophysical Journal Letters* **659** no. 1, (Apr., 2007) L5–L8, [arXiv:gr-qc/0701164 \[gr-qc\]](#). (Cited on page 30.)

- [164] F. D. Ryan, “Gravitational waves from the inspiral of a compact object into a massive, axisymmetric body with arbitrary multipole moments,” *Phys. Rev. D* **52** (1995) 5707. (Cited on page 30.)
- [165] F. D. Ryan, “Effect of gravitational radiation reaction on nonequatorial orbits around a Kerr black hole,” *Phys. Rev. D* **53** (1996) 3064, [arXiv:gr-qc/9511062](#). (Cited on page 30.)
- [166] J. R. Gair, M. Vallisneri, S. L. Larson, and J. G. Baker, “Testing general relativity with low-frequency, space-based gravitational-wave detectors,” *Living Reviews in Relativity* **16** no. 1, (2013) 1–109, [arXiv:1212.5575 \[gr-qc\]](#). (Cited on page 30.)
- [167] S. Drasco and S. A. Hughes, “Gravitational wave snapshots of generic extreme mass ratio inspirals,” *Phys. Rev. D* **73** (2006) 024027, [arXiv:gr-qc/0509101](#). *Errata:* *Phys. Rev. D* **88**, 109905(E) (2013) & *Phys. Rev. D* **90**, 109905(E) (2014). (Cited on page 30.)
- [168] P. Amaro-Seoane *et al.*, “eLISA: Astrophysics and cosmology in the millihertz regime,” *GW Notes* **6** (May, 2013) 4–110, [arXiv:1201.3621 \[astro-ph.CO\]](#). (Cited on page 30.)
- [169] D. P. Mihaylov and J. R. Gair, “Transition of EMRIs through resonance: Corrections to higher order in the on-resonance flux modification,” *Journal of Mathematical Physics* **58** no. 11, (Nov., 2017) 112501, [arXiv:1706.06639 \[gr-qc\]](#). (Cited on page 30.)
- [170] C. Cutler and K. S. Thorne, “An overview of gravitational-wave sources,” in *General relativity and gravitation: Proceedings of the 16th international conference*, N. T. Bishop and S. D. Maharaj, eds., p. 72. World Scientific, Singapore, 2002. [arXiv:gr-qc/0204090](#). (Cited on pages 31 and 32.)
- [171] L. S. Finn, “Detectability of gravitational radiation from stellar-core collapse,” in *Nonlinear problems in relativity and cosmology*, J. R. Buchler, S. Detweiler, and J. R. Ipser, eds., vol. 631 of *Annals of the New York Academy of Sciences*, p. 156. New York Academy of Sciences, New York, 1991. (Cited on page 31.)
- [172] C. D. Ott, “The gravitational-wave signature of core-collapse supernovae,” *Class. Quant. Grav.* **26** (2009) 063001, [arXiv:0809.0695 \[astro-ph\]](#). (Cited on page 31.)
- [173] C. Ott, E. Abdikamalov, E. O’Connor, C. Reisswig, R. Haas, P. Kalmus, S. Drasco, A. Burrows, and E. Schnetter, “Correlated gravitational wave and neutrino signals from general-relativistic rapidly rotating iron core collapse,” *Physical Review D* **86** no. 2, (2012) 024026. (Cited on page 31.)
- [174] C. L. Fryer and K. C. New, “Gravitational waves from gravitational collapse,” *Living Reviews in Relativity* **14** no. 1, (2011) 1–93. (Cited on page 31.)
- [175] C. D. Ott, E. Abdikamalov, P. Mösta, R. Haas, S. Drasco, E. P. O’Connor, C. Reisswig, C. A. Meakin, and E. Schnetter, “General-relativistic Simulations of Three-dimensional Core-collapse Supernovae,” *The Astrophysical Journal* **768** no. 2, (May, 2013) 115, [arXiv:1210.6674 \[astro-ph.HE\]](#). (Cited on page 31.)

- [176] V. Necula, S. Klimentko, and G. Mitselmakher, “Transient analysis with fast Wilson-Daubechies time-frequency transform,” in *Journal of Physics Conference Series*, vol. 363 of *Journal of Physics Conference Series*, p. 012032. June, 2012. (Cited on page 31.)
- [177] M. L. Portilla, I. Di Palma, M. Drago, P. Cerda-Duran, and F. Ricci, “Deep learning for multimessenger core-collapse supernova detection,” *arXiv preprint arXiv:2011.13733* (2020) . (Cited on pages 31 and 40.)
- [178] S. Klimentko, G. Vedovato, M. Drago, F. Salemi, V. Tiwari, G. Prodi, C. Lazzaro, K. Ackley, S. Tiwari, C. Da Silva, *et al.*, “Method for detection and reconstruction of gravitational wave transients with networks of advanced detectors,” *Physical Review D* **93** no. 4, (2016) 042004. (Cited on page 31.)
- [179] A. Torres-Forné, P. Cerdá-Durán, A. Passamonti, and J. A. Font, “Towards asteroseismology of core-collapse supernovae with gravitational-wave observations–i. cowling approximation,” *Monthly Notices of the Royal Astronomical Society* **474** no. 4, (2018) 5272–5286. (Cited on page 31.)
- [180] A. Torres-Forné, P. Cerdá-Durán, A. Passamonti, M. Obergaulinger, and J. A. Font, “Towards asteroseismology of core-collapse supernovae with gravitational wave observations–ii. inclusion of space–time perturbations,” *Monthly Notices of the Royal Astronomical Society* **482** no. 3, (2019) 3967–3988. (Cited on page 31.)
- [181] P. A. Rosado, “Gravitational wave background from binary systems,” *Physical Review D* **84** no. 8, (Oct., 2011) 084004, [arXiv:1106.5795 \[gr-qc\]](#). (Cited on page 32.)
- [182] S. Nissanke, M. Vallisneri, G. Nelemans, and T. A. Prince, “Gravitational-wave Emission from Compact Galactic Binaries,” *Astrophysical Journal* **758** no. 2, (Oct., 2012) 131, [arXiv:1201.4613 \[astro-ph.GA\]](#). (Cited on page 32.)
- [183] S.-Q. Zhong, Z.-G. Dai, and X.-D. Li, “Gravitational waves from newborn accreting millisecond magnetars,” *Physical Review D* **100** no. 12, (2019) 123014. (Cited on page 32.)
- [184] F. Gittins and N. Andersson, “Population synthesis of accreting neutron stars emitting gravitational waves,” *Monthly Notices of the Royal Astronomical Society* **488** no. 1, (2019) 99–110. (Cited on page 32.)
- [185] M. Arca-Sedda and A. Gualandris, “Gravitational wave sources from inspiralling globular clusters in the galactic centre and similar environments,” *Monthly Notices of The Royal Astronomical Society* **477** no. 4, (2018) 4423–4442. (Cited on page 32.)
- [186] B. S. Sathyaprakash and B. F. Schutz, “Physics, astrophysics and cosmology with gravitational waves,” *Living Rev. Relativ.* **12** (2009) 2, [arXiv:0903.0338 \[gr-qc\]](#). (Cited on page 32.)
- [187] P. D. Lasky *et al.*, “Gravitational-Wave Cosmology across 29 Decades in Frequency,” *Physical Review X* **6** no. 1, (Jan., 2016) 011035, [arXiv:1511.05994 \[astro-ph.CO\]](#). (Cited on page 32.)

- [188] K. Riles, “Gravitational waves: Sources, detectors and searches,” *Progress in Particle and Nuclear Physics* **68** (2013) 1–54, [arXiv:1209.0667 \[astro-ph.GA\]](#). (Cited on page 32.)
- [189] A. Einstein, “Ist die trägheit eines körpers von seinem energieinhalt abhängig?,” *Annalen der Physik* **323** no. 13, (1905) 639–641. (Cited on page 34.)
- [190] É.ourgoulhon, “Relativité générale.” [luth.obspm.fr](#), 2014. (Cited on page 34.)
- [191] L. Blanchet, “Post-Newtonian theory and the two-body problem,” *Fund. Theor. Phys.* **162** (2011) 125, [arXiv:0907.3596 \[gr-qc\]](#). (Cited on page 35.)
- [192] G. Schäfer, *Post-Newtonian Methods: Analytic Results on the Binary Problem*, vol. 162, pp. 167–210. 2011. (Cited on page 35.)
- [193] G. Schäfer and P. Jaranowski, “Hamiltonian formulation of general relativity and post-Newtonian dynamics of compact binaries,” *Living Reviews in Relativity* **21** no. 1, (Aug., 2018) 7, [arXiv:1805.07240 \[gr-qc\]](#). (Cited on pages 35, 61, and 78.)
- [194] M. Levi, “Effective field theories of post-Newtonian gravity: A comprehensive review,” *Rep. Prog. Phys.* **83** (2020) 075901, [arXiv:1807.01699 \[hep-th\]](#). (Cited on pages 35, 61, 159, 160, and 167.)
- [195] T. Marchand, *Studying gravitational waves of compact binary systems using post-Newtonian theory*. PhD thesis, Sorbonne université, 2018. (Cited on pages 36 and 133.)
- [196] E. Poisson, A. Pound, and I. Vega, “The motion of point particles in curved spacetime,” *Living Rev. Relativ.* **14** (2011) 7, [arXiv:1102.0529 \[gr-qc\]](#). (Cited on pages 36, 277, and 278.)
- [197] L. Barack, “Gravitational self-force: Orbital mechanics beyond geodesic motion,” *Fund. Theor. Phys.* **177** (2014) 147. (Cited on page 36.)
- [198] L. Barack and A. Pound, “Self-force and radiation reaction in general relativity,” *Rep. Prog. Phys.* **82** (2018) 016904, [arXiv:1805.10385 \[gr-qc\]](#). (Cited on pages 36 and 96.)
- [199] A. Pound and B. Wardell, “Black hole perturbation theory and gravitational self-force,” 2021. Invited chapter for “Handbook of Gravitational Wave Astronomy” (Eds. C. Bambi, S. Katsanevas, and K. Kokkotas; Springer, Singapore, 2021). (Cited on pages 36, 76, 77, 79, 80, and 96.)
- [200] K. D. Kokkotas and B. Schmidt, “Quasi-normal modes of stars and black holes,” *Living Rev. Relativ.* **2** (1999) 2, [arXiv:gr-qc/9909058](#). (Cited on page 36.)
- [201] V. Ferrari and L. Gualtieri, “Quasi-normal modes and gravitational wave astronomy,” *General Relativity and Gravitation* **40** no. 5, (2008) 945–970, [arXiv:0709.0657 \[gr-qc\]](#). (Cited on page 36.)
- [202] P. Pani, “Advanced methods in black-hole perturbation theory,” *International Journal of Modern Physics A* **28** no. 22n23, (2013) 1340018, [arXiv:1305.6759 \[gr-qc\]](#). (Cited on page 36.)

- [203] A. Le Tiec *et al.*, “Periastron advance in black-hole binaries,” *Phys. Rev. Lett.* **107** (2011) 141101, [arXiv:1106.3278 \[gr-qc\]](#). (Cited on page 36.)
- [204] A. Le Tiec, “The overlap of numerical relativity, perturbation theory and post-Newtonian theory in the binary black hole problem,” *Int. J. Mod. Phys. D* **23** (2014) 1430022, [arXiv:1408.5505 \[gr-qc\]](#). (Cited on pages 36, 37, and 98.)
- [205] A. Le Tiec and P. Grandclément, “Horizon surface gravity in corotating black hole binaries,” *Class. Quant. Grav.* **35** (2018) 144002, [arXiv:1710.03673 \[gr-qc\]](#). (Cited on pages 36, 96, 97, 102, and 153.)
- [206] M. van de Meent and H. Pfeiffer, “Intermediate mass-ratio black hole binaries: Applicability of small mass-ratio perturbation theory,” *Phys. Rev. Lett.* **125** (20) 181101, [arXiv:2006.12036 \[gr-qc\]](#). (Cited on page 36.)
- [207] N. Warburton, A. Pound, B. Wardell, J. Miller, and L. Durkan, “Gravitational-wave energy flux for compact binaries through second order in the mass ratio,” *arXiv preprint arXiv:2107.01298* (2021) . (Cited on page 36.)
- [208] F. Pretorius, “Evolution of binary black-hole spacetimes,” *Phys. Rev. Lett.* **95** (2005) 121101, [arXiv:gr-qc/0507014](#). (Cited on page 36.)
- [209] J. G. Baker, J. Centrella, D.-I. Choi, M. Koppitz, and J. van Meter, “Gravitational-wave extraction from an inspiraling configuration of merging black holes,” *Phys. Rev. Lett.* **96** (2006) 111102, [arXiv:gr-qc/0511103](#). (Cited on page 36.)
- [210] M. Campanelli, C. O. Lousto, P. Marronetti, and Y. Zlochower, “Accurate evolutions of orbiting black-hole binaries without excision,” *Phys. Rev. Lett.* **96** (2006) 111101, [arXiv:gr-qc/0511048](#). (Cited on page 36.)
- [211] A. H. Mroué *et al.*, “Catalog of 174 Binary Black Hole Simulations for Gravitational Wave Astronomy,” *Physical Review Letters* **111** no. 24, (Dec., 2013) 241104, [arXiv:1304.6077 \[gr-qc\]](#). (Cited on page 36.)
- [212] K. Jani, J. Healy, J. A. Clark, L. London, P. Laguna, and D. Shoemaker, “Georgia tech catalog of gravitational waveforms,” *Classical and Quantum Gravity* **33** no. 20, (Oct., 2016) 204001, [arXiv:1605.03204 \[gr-qc\]](#). (Cited on page 36.)
- [213] J. Healy, C. O. Lousto, Y. Zlochower, and M. Campanelli, “The rit binary black hole simulations catalog,” *Classical and Quantum Gravity* **34** no. 22, (2017) 224001, [arXiv:1703.03423 \[gr-qc\]](#). (Cited on page 36.)
- [214] T. Damour and A. Nagar, “The effective-one-body approach to the general relativistic two body problem,” in *Astrophysical Black Holes*, pp. 273–312. Springer, 2016. (Cited on page 37.)
- [215] A. Bohé, L. Shao, A. Taracchini, A. Buonanno, S. Babak, I. W. Harry, I. Hinder, S. Ossokine, M. Pürrer, V. Raymond, *et al.*, “Improved effective-one-body model of spinning, nonprecessing binary black holes for the era of gravitational-wave astrophysics with advanced detectors,” *Physical Review D* **95** no. 4, (2017) 044028. (Cited on page 37.)



- [216] P. Ajith *et al.*, “A phenomenological template family for black-hole coalescence waveforms,” *Classical and Quantum Gravity* **24** no. 19, (Oct., 2007) S689–S699, [arXiv:0704.3764 \[gr-qc\]](#). (Cited on page 37.)
- [217] A. Buonanno and T. Damour, “Effective one-body approach to general relativistic two-body dynamics,” *Phys. Rev. D* **59** (1999) 084006, [arXiv:gr-qc/9811091](#). (Cited on pages 37 and 133.)
- [218] A. Buonanno and T. Damour, “Transition from inspiral to plunge in binary black hole coalescences,” *Phys. Rev. D* **62** (2000) 064015, [arXiv:gr-qc/0001013](#). (Cited on page 37.)
- [219] B. P. Abbott, R. Abbott, T. D. Abbott, M. Abernathy, F. Acernese, K. Ackley, C. Adams, T. Adams, P. Addesso, R. X. Adhikari, *et al.*, “Effects of waveform model systematics on the interpretation of GW150914,” *Classical and Quantum Gravity* **34** no. 10, (2017) 104002, [arXiv:gr-qc/1611.07531](#). (Cited on page 37.)
- [220] B. Abbott, R. Abbott, T. Abbott, S. Abraham, F. Acernese, K. Ackley, C. Adams, R. X. Adhikari, V. Adya, C. Affeldt, *et al.*, “Tests of general relativity with the binary black hole signals from the ligo-virgo catalog GWTC-1,” *Physical Review D* **100** no. 10, (2019) 104036, [arXiv:gr-qc/1903.04467](#). (Cited on page 37.)
- [221] A. Buonanno and B. S. Sathyaprakash, “Sources of Gravitational Waves: Theory and Observations,” *arXiv e-prints* (Oct., 2014) arXiv:1410.7832, [arXiv:1410.7832 \[gr-qc\]](#). (Cited on page 37.)
- [222] T. Hinderer *et al.*, “Periastron advance in spinning black hole binaries: Comparing effective-one-body and numerical relativity,” *Phys. Rev. D* **88** (2013) 084005, [arXiv:1309.0544 \[gr-qc\]](#). (Cited on page 37.)
- [223] A. Le Tiec *et al.*, “Periastron advance in spinning black hole binaries: Gravitational self-force from numerical relativity,” *Phys. Rev. D* **88** (2013) 124027, [arXiv:1309.0541 \[gr-qc\]](#). (Cited on page 37.)
- [224] P. Jaranowski and A. Królak, “Gravitational-wave data analysis. formalism and sample applications: the gaussian case,” *Living Reviews in Relativity* **15** no. 1, (2012) 1–47. (Cited on page 38.)
- [225] B. P. Abbott *et al.* (LIGO Scientific Collaboration and Virgo Collaboration), “GW151226: Observation of gravitational waves from a 22-solar-mass binary black hole coalescence,” *Phys. Rev. Lett.* **116** (2016) 241103, [arXiv:1606.04855 \[gr-qc\]](#). (Cited on pages 39 and 40.)
- [226] P. Fritschel, M. Evans, and V. Frolov, “Balanced homodyne readout for quantum limited gravitational wave detectors,” *Optics express* **22** no. 4, (2014) 4224–4234. (Cited on page 40.)
- [227] M. Pitkin, S. Reid, S. Rowan, and J. Hough, “Gravitational wave detection by interferometry (ground and space),” *Living Reviews in Relativity* **14** no. 1, (2011) 1–75. (Cited on page 41.)
- [228] J. McIver and D. Shoemaker, “Discovering gravitational waves with advanced ligo,” (2021) . (Cited on pages 41 and 46.)

- [229] L. collaboration, “Advanced LIGO,” *Classical and Quantum Gravity* **32** no. 7, (Mar, 2015) 074001. <https://doi.org/10.1088/0264-9381/32/7/074001>. (Cited on page 41.)
- [230] V. Collaboration, “Advanced virgo: a second-generation interferometric gravitational wave detector,” *Classical and Quantum Gravity* **32** no. 2, (Dec, 2014) 024001. <https://doi.org/10.1088/0264-9381/32/2/024001>. (Cited on page 41.)
- [231] M. W. Coughlin, LIGO Scientific Collaboration, and Virgo Collaboration, “Identification of long-duration noise transients in LIGO and Virgo,” *Classical and Quantum Gravity* **28** no. 23, (Dec., 2011) 235008, [arXiv:1108.1521](https://arxiv.org/abs/1108.1521) [gr-qc]. (Cited on page 41.)
- [232] B. P. Abbott *et al.* (LIGO Scientific Collaboration and Virgo Collaboration), “Binary black hole mergers in the first Advanced LIGO observing run,” *Phys. Rev. X* **6** (2016) 041015, [arXiv:1606.04856](https://arxiv.org/abs/1606.04856) [gr-qc]. (Cited on pages 42 and 49.)
- [233] J. Weber, “Evidence for Discovery of Gravitational Radiation,” *Physical Review Letters* **22** no. 24, (June, 1969) 1320–1324. (Cited on page 41.)
- [234] J. Weber, “Detection and generation of gravitational waves,” *Phys. Rev.* **117** (1960) 306. (Cited on page 41.)
- [235] O. D. Aguiar, “Past, present and future of the Resonant-Mass gravitational wave detectors,” *Research in Astronomy and Astrophysics* **11** no. 1, (Jan., 2011) 1–42, [arXiv:1009.1138](https://arxiv.org/abs/1009.1138) [astro-ph.IM]. (Cited on page 42.)
- [236] J. Levin, *Black Hole Blues and Other Songs from Outer Space*. Anchor, 2016. (Cited on page 42.)
- [237] N. F. Oliveira and O. D. Aguiar, “The Mario Schenberg Gravitational Wave Antenna,” *Brazilian Journal of Physics* **46** no. 5, (Oct., 2016) 596–603. (Cited on page 42.)
- [238] A. De Waard *et al.*, “Minigrail progress report 2004,” *Classical and quantum gravity* **22** no. 10, (2005) S215. (Cited on page 42.)
- [239] A. de Waard *et al.*, “Preparing for science run 1 of MiniGRAIL,” *Classical and Quantum Gravity* **23** no. 8, (Apr., 2006) S79–S84. (Cited on page 42.)
- [240] A. De Waard *et al.*, “Cooling down minigrail to milli-kelvin temperatures,” *Classical and Quantum gravity* **21** no. 5, (2004) S465. (Cited on page 42.)
- [241] M. V. Sazhin, “Opportunities for detecting ultralong gravitational waves,” *Soviet Astronomy* **22** (Feb., 1978) 36–38. (Cited on page 43.)
- [242] S. Detweiler, “Pulsar timing measurements and the search for gravitational waves,” *The Astrophysical Journal* **234** (1979) 1100–1104. (Cited on page 43.)
- [243] M. Kramer and D. J. Champion, “The european pulsar timing array and the large european array for pulsars,” *Classical and Quantum Gravity* **30** no. 22, (2013) 224009. (Cited on page 43.)
- [244] G. Hobbs, “The Parkes Pulsar Timing Array Project,” *Publication of Korean Astronomical Society* **30** no. 2, (Sept., 2015) 577–581. (Cited on page 43.)

- [245] S. Ransom *et al.*, “The NANOGrav Program for Gravitational Waves and Fundamental Physics,” in *Bulletin of the American Astronomical Society*, vol. 51, p. 195. Sept., 2019. [arXiv:1908.05356 \[astro-ph.IM\]](#). (Cited on page 43.)
- [246] “Indian pulsar timing array website.” <https://inpta.gitlab.io/profile/index.html>. (Cited on page 43.)
- [247] R. N. Manchester and IPTA, “The International Pulsar Timing Array,” *Classical and Quantum Gravity* **30** no. 22, (Nov., 2013) 224010, [arXiv:1309.7392 \[astro-ph.IM\]](#). (Cited on page 43.)
- [248] A. Susobhanan *et al.*, “pinta: The ugmrt data processing pipeline for the indian pulsar timing array,” *Publications of the Astronomical Society of Australia* **38** (2021) . (Cited on page 43.)
- [249] M. Kerr *et al.*, “The Parkes Pulsar Timing Array project: second data release,” *Publications of the Astronomical Society of Australia* **37** (June, 2020) e020, [arXiv:2003.09780 \[astro-ph.IM\]](#). (Cited on page 43.)
- [250] B. B. P. Perera *et al.*, “The International Pulsar Timing Array: second data release,” *Monthly Notices of the Royal Astronomical Society* **490** no. 4, (Dec., 2019) 4666–4687, [arXiv:1909.04534 \[astro-ph.HE\]](#). (Cited on page 43.)
- [251] P. Demorest, “The NANOGrav observing program and 12.5-year data release,” in *American Astronomical Society Meeting Abstracts #233*, vol. 233 of *American Astronomical Society Meeting Abstracts*, p. 149.17. Jan., 2019. (Cited on page 43.)
- [252] C. Carilli and S. Rawlings, “Science with the square kilometer array: motivation, key science projects, standards and assumptions,” *New Astronomy Reviews* **48** no. 11-12, (Dec, 2004) 979–984. (Cited on page 43.)
- [253] Y. Wang and S. D. Mohanty, “Pulsar timing array based search for supermassive black hole binaries in the square kilometer array era,” *Physical review letters* **118** no. 15, (2017) 151104, [arXiv:1611.09440 \[gr-qc\]](#). (Cited on page 43.)
- [254] B. P. Abbott *et al.* (LIGO Scientific Collaboration and Virgo Collaboration), “Gwtc-2: Compact binary coalescences observed by ligo and virgo during the first half of the third observing run,” *arXiv preprint arXiv:2010.14527* (2020) . (Cited on page 43.)
- [255] B. P. Abbott *et al.* (LIGO Scientific Collaboration and Virgo Collaboration), “GWTC-1: A gravitational-wave transient catalog of compact binary mergers observed by LIGO and Virgo during the first and second observing runs,” *Phys. Rev. X* **9** (2019) 031040, [arXiv:1811.12907 \[astro-ph.HE\]](#). (Cited on page 43.)
- [256] <https://www.ligo.caltech.edu/page/detection-companion-papers>. (Cited on page 44.)
- [257] B. P. Abbott *et al.* (LIGO Scientific Collaboration and Virgo Collaboration), “The basic physics of the binary black hole merger GW150914,” *Annalen der Physik* **529** no. 1-2, (2017) 1600209. (Cited on page 44.)

- [258] L. S. Collaboration and V. Collaboration, “GW170814: A three-detector observation of gravitational waves from a binary black hole coalescence,” *Phys. Rev. Lett.* **119** (2017) 141101, [arXiv:1709.09660 \[gr-qc\]](#). (Cited on pages 44 and 45.)
- [259] B. P. Abbott *et al.* (LIGO Scientific Collaboration and Virgo Collaboration), “GW170817: Observation of gravitational waves from a binary neutron star inspiral,” *Phys. Rev. Lett.* **119** (2017) 161101, [arXiv:1710.05832 \[gr-qc\]](#). (Cited on pages 45 and 49.)
- [260] B. Côté, C. L. Fryer, K. Belczynski, O. Korobkin, M. Chruślińska, N. Vassh, M. R. Mumpower, J. Lippuner, T. M. Sprouse, R. Surman, *et al.*, “The origin of r-process elements in the milky way,” *The Astrophysical Journal* **855** no. 2, (2018) 99. (Cited on page 45.)
- [261] B. P. Abbott *et al.* (LIGO Scientific Collaboration and Virgo Collaboration), “Multi-messenger observations of a binary neutron star merger,” *The Astrophysical Journal* **848** no. 2, (Oct, 2017) L12, [arXiv:1710.05833 \[astro-ph.HE\]](#). (Cited on page 46.)
- [262] LIGO Scientific Collaboration and Virgo Collaboration, “Gravitational waves and gamma-rays from a binary neutron star merger: GW170817 and GRB 170817a,” *The Astrophysical Journal Letters* **848** no. 2, (2017) L13, [arXiv:1710.05834 \[gr-qc\]](#). (Cited on pages 46, 48, and 49.)
- [263] R. Abbott, T. Abbott, S. Abraham, F. Acernese, K. Ackley, C. Adams, R. Adhikari, V. Adya, C. Affeldt, M. Agathos, *et al.*, “Gw190521: A binary black hole merger with a total mass of 150 solar mass,” *Physical review letters* **125** no. 10, (2020) 101102, [arXiv:2009.01075 \[gr-qc\]](#). (Cited on pages 46 and 47.)
- [264] R. Abbott, T. Abbott, S. Abraham, F. Acernese, K. Ackley, C. Adams, R. Adhikari, V. Adya, C. Affeldt, M. Agathos, *et al.*, “Properties and astrophysical implications of the 150 solar mass binary black hole merger GW190521,” *The Astrophysical Journal Letters* **900** no. 1, (2020) L13, [arXiv:2009.01190 \[gr-qc\]](#). (Cited on page 46.)
- [265] R. Abbott, T. Abbott, S. Abraham, F. Acernese, K. Ackley, C. Adams, R. Adhikari, V. Adya, C. Affeldt, M. Agathos, *et al.*, “GW190814: Gravitational waves from the coalescence of a 23 solar mass black hole with a 2.6 solar mass compact object,” *The Astrophysical Journal Letters* **896** no. 2, (2020) L44, [arXiv:2006.12611 \[gr-qc\]](#). (Cited on page 46.)
- [266] C. Mills and S. Fairhurst, “Measuring gravitational-wave higher-order modes,” [arXiv:2007.04313 \[gr-qc\]](#). (Cited on page 47.)
- [267] R. Abbott, T. Abbott, S. Abraham, F. Acernese, K. Ackley, C. Adams, R. Adhikari, V. Adya, C. Affeldt, M. Agathos, *et al.*, “Gw190412: Observation of a binary-black-hole coalescence with asymmetric masses,” *Physical Review D* **102** no. 4, (2020) 043015, [arXiv:2004.08342 \[gr-qc\]](#). (Cited on page 47.)
- [268] R. Abbott, T. Abbott, S. Abraham, F. Acernese, K. Ackley, A. Adams, C. Adams, R. Adhikari, V. Adya, C. Affeldt, *et al.*, “Observation of gravitational waves from two neutron star–black hole coalescences,” *The Astrophysical Journal Letters* **915** no. 1, (2021) L5, [arXiv:2106.15163 \[astro-ph.HE\]](#). (Cited on pages 47 and 48.)

- [269] R. Abbott, T. Abbott, S. Abraham, F. Acernese, K. Ackley, A. Adams, C. Adams, R. Adhikari, V. Adya, C. Affeldt, *et al.*, “Population properties of compact objects from the second ligo-virgo gravitational-wave transient catalog,” *arXiv preprint arXiv:2010.14533* (2020) . (Cited on page 48.)
- [270] B. Margalit and B. D. Metzger, “Constraining the maximum mass of neutron stars from multi-messenger observations of GW170817,” *The Astrophysical Journal Letters* **850** no. 2, (2017) L19, [arXiv:1710.05938 \[astro-ph.HE\]](#). (Cited on page 48.)
- [271] E. Troja, L. Piro, H. Van Eerten, R. Wollaeger, M. Im, O. Fox, N. Butler, S. Cenko, T. Sakamoto, C. Fryer, *et al.*, “The x-ray counterpart to the gravitational-wave event GW170817,” *Nature* **551** no. 7678, (2017) 71–74, [arXiv:1710.05433 \[astro-ph.CO\]](#). (Cited on page 48.)
- [272] P. A. Evans *et al.*, “Swift and nustar observations of GW170817: detection of a blue kilonova,” *Science* **358** (2017) 1565–1570, [arXiv:astro-ph/1710.05437](#). (Cited on page 48.)
- [273] I. Arcavi *et al.*, “Optical emission from a kilonova following a gravitational-wave-detected neutron-star merger,” *Nature* **551** no. 7678, (Nov., 2017) 64–66, [arXiv:1710.05843 \[astro-ph.HE\]](#). (Cited on page 48.)
- [274] J. Lattimer, “Impact of GW170817 for the nuclear physics of the eos and the r-process,” *Annals of Physics* **411** (2019) 167963. (Cited on page 48.)
- [275] D. Lazzati, R. Perna, B. J. Morsony, D. Lopez-Camara, M. Cantiello, R. Ciolfi, B. Giacomazzo, and J. C. Workman, “Late time afterglow observations reveal a collimated relativistic jet in the ejecta of the binary neutron star merger GW170817,” *Physical Review Letters* **120** no. 24, (2018) 241103, [arXiv:1712.03237 \[astro-ph.HE\]](#). (Cited on page 48.)
- [276] G. Ghirlanda, O. S. Salafia, Z. Paragi, M. Giroletti, J. Yang, B. Marcote, J. Blanchard, I. Agudo, T. An, M. G. Bernardini, *et al.*, “Compact radio emission indicates a structured jet was produced by a binary neutron star merger,” *Science* **363** no. 6430, (2019) 968–971. (Cited on page 48.)
- [277] J. M. Ezquiaga and M. Zumalacarregui, “Dark energy after GW170817: dead ends and the road ahead,” *Phys. Rev. Lett.* **119** (2017) 251304, [arXiv:1710.05901 \[astro-ph.CO\]](#). (Cited on page 49.)
- [278] A. Toubiana, S. Marsat, S. Babak, E. Barausse, and J. Baker, “Tests of general relativity with stellar-mass black hole binaries observed by LISA,” *Physical Review D* **101** no. 10, (May, 2020) 104038, [arXiv:2004.03626 \[gr-qc\]](#). (Cited on page 49.)
- [279] M. Maggiore *et al.*, “Science case for the Einstein telescope,” *Journal of Cosmology and Astroparticle Physics* **2020** no. 3, (Mar., 2020) 050, [arXiv:1912.02622 \[astro-ph.CO\]](#). (Cited on page 49.)
- [280] S. De *et al.*, “Tidal deformabilities and radii of neutron stars from the observation of GW170817,” *Phys. Rev. Lett.* **121** (2018) 091102, [arXiv:1804.08583 \[astro-ph.HE\]](#). (Cited on pages 49 and 268.)

- [281] A. Bauswein, O. Just, H.-T. Janka, and N. Stergioulas, “Neutron-star radius constraints from GW170817 and future detections,” *The Astrophysical Journal Letters* **850** no. 2, (2017) L34, [arXiv:1710.06843 \[astro-ph.HE\]](#). (Cited on page 49.)
- [282] D. Radice, A. Perego, F. Zappa, and S. Bernuzzi, “Gw170817: joint constraint on the neutron star equation of state from multimessenger observations,” *The Astrophysical Journal Letters* **852** no. 2, (2018) L29, [arXiv:1711.03647 \[astro-ph.HE\]](#). (Cited on page 49.)
- [283] S. Bird *et al.*, “Did LIGO Detect Dark Matter?,” *Physical Review Letters* **116** no. 20, (May, 2016) 201301, [arXiv:1603.00464 \[astro-ph.CO\]](#). (Cited on page 49.)
- [284] S. Clesse and J. García-Bellido, “The clustering of massive Primordial Black Holes as Dark Matter: Measuring their mass distribution with advanced LIGO,” *Physics of the Dark Universe* **15** (Mar., 2017) 142–147, [arXiv:1603.05234 \[astro-ph.CO\]](#). (Cited on page 49.)
- [285] E. Belgacem *et al.*, “Cosmology and dark energy from joint gravitational wave-GRB observations,” *Journal of Cosmology and Astroparticle Physics* **2019** no. 8, (Aug., 2019) 015, [arXiv:1907.01487 \[astro-ph.CO\]](#). (Cited on page 49.)
- [286] A. G. Riess *et al.*, “A 2.4% Determination of the Local Value of the Hubble Constant,” *Astrophysical Journal* **826** no. 1, (July, 2016) 56, [arXiv:1604.01424 \[astro-ph.CO\]](#). (Cited on page 49.)
- [287] L. Verde, T. Treu, and A. G. Riess, “Tensions between the early and late Universe,” *Nature Astronomy* **3** (Sept., 2019) 891–895, [arXiv:1907.10625 \[astro-ph.CO\]](#). (Cited on page 49.)
- [288] E. Di Valentino *et al.*, “In the Realm of the Hubble tension – a Review of Solutions,” *arXiv e-prints* (Mar., 2021) arXiv:2103.01183, [arXiv:2103.01183 \[astro-ph.CO\]](#). (Cited on page 49.)
- [289] M. Armano *et al.*, “Sub-femto-g free fall for space-based gravitational wave observatories: Lisa pathfinder results,” *Physical review letters* **116** no. 23, (2016) 231101. (Cited on page 50.)
- [290] A. Klein, E. Barausse, A. Sesana, A. Petiteau, E. Berti, S. Babak, J. Gair, S. Aoudia, I. Hinder, F. Ohme, *et al.*, “Science with the space-based interferometer elisa: Supermassive black hole binaries,” *Physical Review D* **93** no. 2, (2016) 024003, [arXiv:1511.05581 \[gr-qc\]](#). (Cited on page 50.)
- [291] A. Sesana, M. Volonteri, and F. Haardt, “The imprint of massive black hole formation models on the LISA data stream,” *Mon. Not. R. Astron. Soc.* **377** (2007) 1711, [arXiv:astro-ph/0701556](#). (Cited on page 50.)
- [292] A. Sesana, “Prospects for multiband gravitational-wave astronomy after GW150914,” *Physical Review Letters* **116** no. 23, (2016) 231102, [arXiv:astro-ph/1602.06951](#). (Cited on page 50.)

- [293] N. Cornish and T. Robson, “Galactic binary science with the new LISA design,” in *Journal of Physics Conference Series*, vol. 840 of *Journal of Physics Conference Series*, p. 012024. May, 2017. [arXiv:1703.09858 \[astro-ph.IM\]](#). (Cited on page 50.)
- [294] V. Korol, S. Toonen, A. Klein, V. Belokurov, F. Vincenzo, R. Buscicchio, D. Gerosa, C. Moore, E. Roebber, E. Rossi, *et al.*, “Populations of double white dwarfs in milky way satellites and their detectability with lisa,” *Astronomy & Astrophysics* **638** (2020) A153, [arXiv:2002.10462 \[gr-qc\]](#). (Cited on page 50.)
- [295] S. Babak, J. Gair, A. Sesana, E. Barausse, C. F. Sopuerta, C. P. Berry, E. Berti, P. Amaro-Seoane, A. Petiteau, and A. Klein, “Science with the space-based interferometer lisa. v. extreme mass-ratio inspirals,” *Physical Review D* **95** no. 10, (2017) 103012, [arXiv:1703.09722 \[gr-qc\]](#). (Cited on page 50.)
- [296] C. Caprini, D. G. Figueroa, R. Flauger, G. Nardini, M. Peloso, M. Pieroni, A. Ricciardone, and G. Tasinato, “Reconstructing the spectral shape of a stochastic gravitational wave background with LISA,” *Journal of Cosmology and Astroparticle Physics* **2019** no. 11, (Nov., 2019) 017, [arXiv:1906.09244 \[astro-ph.CO\]](#). (Cited on page 50.)
- [297] N. Cornish and T. Robson, “Galactic binary science with the new LISA design,” in *Journal of Physics Conference Series*, vol. 840 of *Journal of Physics Conference Series*, p. 012024. May, 2017. [arXiv:1703.09858](#). (Cited on page 50.)
- [298] A. Mangiagli, A. Klein, M. Bonetti, M. Katz, A. Sesana, M. Volonteri, M. Colpi, S. Marsat, and S. Babak, “On the inspiral of coalescing massive black hole binaries with lisa in the era of multi-messenger astrophysics, arxiv e-prints,” *arXiv preprint arXiv:2006.12513* (2020) . (Cited on page 50.)
- [299] E. Barausse *et al.*, “Prospects for fundamental physics with LISA,” *Gen. Rel. Grav.* **52** (2020) 81, [arXiv:2001.09793 \[gr-qc\]](#). (Cited on page 50.)
- [300] M. Bailes, B. Berger, P. Brady, M. Branchesi, K. Danzmann, M. Evans, K. Holley-Bockelmann, B. Iyer, T. Kajita, S. Katsanevas, *et al.*, “Gravitational-wave physics and astronomy in the 2020s and 2030s,” *Nature Reviews Physics* (2021) 1–23. (Cited on page 50.)
- [301] S. Sato *et al.*, “The status of decigo,” in *Journal of Physics: Conference Series*, vol. 840, p. 012010, IOP Publishing. 2017. (Cited on page 50.)
- [302] S. Isoyama, H. Nakano, and T. Nakamura, “Multiband gravitational-wave astronomy: Observing binary inspirals with a decihertz detector, b-decigo,” *Progress of Theoretical and Experimental Physics* **2018** no. 7, (2018) 073E01. (Cited on page 50.)
- [303] T. Akutsu *et al.*, “Kagra: 2.5 generation interferometric gravitational wave detector,” *arXiv preprint arXiv:1811.08079* (2018) . (Cited on page 51.)
- [304] C. Unnikrishnan, “Indigo and ligo-india: scope and plans for gravitational wave research and precision metrology in india,” *International Journal of Modern Physics D* **22** no. 01, (2013) 1341010. (Cited on page 51.)

- [305] M. Punturo, M. Abernathy, F. Acernese, B. Allen, N. Andersson, K. Arun, F. Barone, B. Barr, M. Barsuglia, M. Beker, *et al.*, “The Einstein telescope: a third-generation gravitational wave observatory,” *Classical and Quantum Gravity* **27** no. 19, (2010) 194002. (Cited on page 51.)
- [306] B. P. Abbott *et al.*, “Exploring the sensitivity of next generation gravitational wave detectors,” *Classical and Quantum Gravity* **34** no. 4, (2017) 044001, [arXiv:1607.08697 \[gr-qc\]](#). (Cited on page 51.)
- [307] M. A. Sedda *et al.*, “The missing link in gravitational-wave astronomy,” *Experimental Astronomy* (2021) 1–14, [arXiv:https://arxiv.org/pdf/2104.14583.pdf \[gr-qc\]](#). (Cited on page 51.)
- [308] A. Connes, T. Damour, and P. Fayet, “Aspherical gravitational monopoles,” *Nuclear Physics B* **490** no. 1-2, (1997) 391–431, [arXiv:9611051 \[gr-qc\]](#). (Cited on page 55.)
- [309] J. Steinhoff, “Spin and quadrupole contributions to the motion of astrophysical binaries,” *Fund. Theor. Phys.* **179** (2015) 615, [arXiv:1412.3251 \[gr-qc\]](#). (Cited on pages 57, 60, 61, 110, and 159.)
- [310] A. Trautman, “Lectures on general relativity,” *Gen. Rel. Grav.* **34** (2002) 721. Reprinted from lectures delivered in 1958. (Cited on pages 58, 79, and 281.)
- [311] L. Blanchet and G. Faye, “Hadamard regularization,” *J. Math. Phys.* **41** (2000) 7675, [arXiv:gr-qc/0004008](#). (Cited on page 59.)
- [312] T. Damour, P. Jaranowski, and G. Schäfer, “Dimensional regularization of the gravitational interaction of point masses,” *Phys. Lett. B* **513** (2001) 147, [arXiv:gr-qc/0105038](#). (Cited on page 59.)
- [313] L. Barack, D. A. Golbourn, and N. Sago, “m-mode regularization scheme for the self-force in Kerr spacetime,” *Physical Review D* **76** no. 12, (Dec., 2007) 124036, [arXiv:0709.4588 \[gr-qc\]](#). (Cited on page 59.)
- [314] I. Vega and S. Detweiler, “Regularization of fields for self-force problems in curved spacetime: Foundations and a time-domain application,” *Physical Review D* **77** no. 8, (Apr., 2008) 084008, [arXiv:0712.4405 \[gr-qc\]](#). (Cited on page 59.)
- [315] I. Bailey and W. Israel, “Lagrangian dynamics of spinning particles and polarized media in general relativity,” *Commun. Math. Phys.* **42** (1975) 65. (Cited on pages 59 and 78.)
- [316] A. J. Hanson and T. Regge, “The relativistic spherical top,” *Ann. Phys.* **87** (1974) 498. (Cited on page 59.)
- [317] S. Marsat, A. Bohé, G. Faye, and L. Blanchet, “Next-to-next-to-leading order spin-orbit effects in the equations of motion of compact binary systems,” *Class. Quant. Grav.* **30** (2013) 055007, [arXiv:1210.4143 \[gr-qc\]](#). (Cited on page 60.)
- [318] F. Bournaud *et al.*, “Missing mass in collisional debris from galaxies,” *Science* **316** (2007) 1166, [arXiv:0705.1356 \[astro-ph\]](#). (Cited on page 60.)



- [319] S. Marsat, “Cubic-order spin effects in the dynamics and gravitational wave energy flux of compact object binaries,” *Class. Quant. Grav.* **32** (2015) 085008, [arXiv:1411.4118 \[gr-qc\]](#). (Cited on pages 61, 78, 79, 80, 81, 122, 159, 167, 265, and 268.)
- [320] J. B. Hartle, *Gravity: An introduction to Einstein’s general relativity*. Addison Wesley, San Fransisco, 2003. (Cited on page 61.)
- [321] W. G. Dixon, “Dynamics of extended bodies in general relativity III. Equations of motion,” *Phil. Trans. R. Soc. Lond. A* **277** (1974) 59–119. (Cited on pages 61, 62, 70, 79, and 80.)
- [322] W. D. Goldberger and I. Z. Rothstein, “Effective field theory of gravity for extended objects,” *Phys. Rev. D* **73** (2006) 104029, [arXiv:hep-th/0409156](#). (Cited on page 61.)
- [323] S. Foffa and R. Sturani, “Effective field theory methods to model compact binaries,” *Class. Quant. Grav.* **31** (2014) 043001, [arXiv:1309.3474 \[gr-qc\]](#). (Cited on page 61.)
- [324] R. A. Porto, “The effective field theorist’s approach to gravitational dynamics,” *Phys. Rept.* **663** (2016) 1, [arXiv:1601.04914 \[gr-qc\]](#). (Cited on page 61.)
- [325] V. Cardoso, M. Kimura, A. Maselli, and L. Senatore, “Black holes in an effective field theory extension of general relativity,” *Phys. Rev. Lett.* **121** (2018) 251105, [arXiv:1808.08962 \[gr-qc\]](#). (Cited on page 61.)
- [326] W. G. Dixon, “The new mechanics of myron mathisson and its subsequent development,” in *Equations of Motion in Relativistic Gravity*, pp. 1–66. Springer, 2015. (Cited on pages 62, 66, 67, 79, 84, and 110.)
- [327] M. Mathisson, “Neue mechanik materieller systeme,” *Acta Phys. Polon.* **6** (1937) 163–200. Translated in English by A. Ehlers and reprinted in *Gen. Rel. Grav.* **42**, 1011 (2010). (Cited on page 62.)
- [328] M. Mathisson, “Das zitternde elektron und seine dynamik,” *Acta Phys. Polon.* **6** (1937) 218–227. (Cited on page 62.)
- [329] A. Bielecki, M. Mathisson, and J. Weyssenhoff, *Sur un théorème concernant une transformation d’intégrales quadruples en intégrales curvilignes dans l’espace de Riemann*. Polska Akademia Umiejętności, 1939. (Cited on page 62.)
- [330] M. Mathisson, “The variational equation of relativistic dynamics,” in *Mathematical proceedings of the Cambridge philosophical society*, vol. 36, pp. 331–350, Cambridge University Press. 1940. (Cited on page 62.)
- [331] T. Sauer and A. Trautman, “Myron Mathisson: what little we know of his life,” *arXiv e-prints* (Feb., 2008) [arXiv:0802.2971](#), [arXiv:0802.2971 \[physics.hist-ph\]](#). (Cited on page 62.)
- [332] M. Mathisson, “Relativistic dynamics of a spinning magnetic particle,” in *Mathematical Proceedings of the Cambridge Philosophical Society*, vol. 38, pp. 40–60, Cambridge University Press. 1942. (Cited on page 62.)

- [333] J. Hadamard, “The problem of diffusion of waves,” *Annals of Mathematics* (1942) 510–522. (Cited on page 62.)
- [334] H. Hönl and A. Papapetrou, “Über die innere bewegung des elektrons. iii” *Zeitschrift für Physik* **116** no. 3-4, (1940) 153–183. (Cited on page 62.)
- [335] A. Papapetrou, “Spinning test-particles in general relativity. i,” *Proc. R. Soc. Lond. A* **209** (1951) 248. (Cited on page 62.)
- [336] E. Corinaldesi and A. Papapetrou, “Spinning test-particles in general relativity. ii,” *Proc. R. Soc. Lond. A* **209** (1951) 259. (Cited on page 62.)
- [337] W. Tulczyjew, “Motion of multiple particles in general relativity theory,” *Acta Phys. Polon.* **18** (1959) 393. (Cited on pages 62, 64, 280, and 281.)
- [338] B. Tulczyjew and W. Tulczyjew, *On multipole formalism in general relativity*, p. 465. 1962. (Cited on page 62.)
- [339] W. G. Dixon, “A covariant multipole formalism for extended test bodies in general relativity,” *Il Nuovo Cimento* **34** (1964) 317. (Cited on page 62.)
- [340] W. G. Dixon, “Description of extended bodies by multipole moments in special relativity,” *Journal of Mathematical Physics* **8** no. 8, (1967) 1591–1605. (Cited on page 62.)
- [341] W. G. Dixon, “Dynamics of extended bodies in general relativity i. momentum and angular momentum,” *Proc. R. Soc. Lond. A* **314** (1970) 499–527. (Cited on pages 62, 70, and 84.)
- [342] W. G. Dixon, “Dynamics of extended bodies in general relativity ii. moments of the charge- current vector,” *Proc. R. Soc. Lond. A* **319** (1970) 509–547. (Cited on page 62.)
- [343] J. Steinhoff and D. Puetzfeld, “Multipolar equations of motion for extended test bodies in general relativity,” *Phys. Rev. D* **81** (2010) 044019, [arXiv:0909.3756](https://arxiv.org/abs/0909.3756) [gr-qc]. (Cited on pages 63, 66, 79, 80, 81, 83, 265, 281, and 286.)
- [344] V. I. Arnold, *Mathematical Methods of Classical Mechanics*. Springer, New York, 1995. (Cited on pages 67, 189, 209, 218, 219, 227, 228, 233, 234, 243, 244, 250, 251, 258, and 292.)
- [345] A. I. Harte, “Mechanics of extended masses in general relativity,” *Class. Quant. Grav.* **29** (2012) 055012, [arXiv:1103.0543](https://arxiv.org/abs/1103.0543) [gr-qc]. (Cited on pages 67, 70, 71, 79, 80, 84, 147, and 279.)
- [346] A. I. Harte, “Motion in classical field theories and the foundations of the self-force problem,” *Fund. Theor. Phys.* **179** (2015) 327, [arXiv:1405.5077](https://arxiv.org/abs/1405.5077) [gr-qc]. (Cited on pages 67, 69, 70, 71, 79, 110, 147, and 280.)
- [347] L. D. Landau and E. M. Lifshitz, *Fluid mechanics*. Butterworth-Heinemann, Oxford, second ed., 1987. (Cited on page 68.)

- [348] W. G. Dixon, “Extended bodies in general relativity: Their description and motion,” in *Isolated gravitating systems in general relativity*, J. Ehlers, ed., vol. 67 of *Proceedings of the International School of Physics Enrico Fermi*, p. 156. North-Holland, Amsterdam, 1979. (Cited on pages 70, 84, and 106.)
- [349] A. I. Harte, “private communication,” 2021. (Cited on pages 71 and 81.)
- [350] A. Pound, “The self-consistent gravitational self-force,” *Phys. Rev. D* **81** (2010) 024023, [arXiv:0907.5197 \[gr-qc\]](#). (Cited on pages 72, 73, 74, 75, and 80.)
- [351] C. M. Bender and S. A. Orszag, *Advanced mathematical methods for scientists and engineers I: Asymptotic methods and perturbation theory*. Springer Science & Business Media, 2013. (Cited on page 72.)
- [352] R. P. Geroch, “Multipole moments. II. Curved space,” *J. Math. Phys.* **11** (1970) 2580. (Cited on page 73.)
- [353] R. O. Hansen, “Multipole moments of stationary space-times,” *J. Math. Phys.* **15** (1974) 46. (Cited on page 73.)
- [354] E. Poisson, *A relativist’s toolkit*. Cambridge University Press, Cambridge, 2004. (Cited on pages 74, 107, 116, and 145.)
- [355] A. Pound, “Second-order gravitational self-force,” *Phys. Rev. Lett.* **109** (2012) 051101, [arXiv:1201.5089 \[gr-qc\]](#). (Cited on pages 74 and 80.)
- [356] A. Pound, “Nonlinear gravitational self-force. second-order equation of motion,” *Phys. Rev. D* **95** (2017) 104056, [arXiv:1703.02836 \[gr-qc\]](#). (Cited on pages 74 and 80.)
- [357] Y. Mino, M. Sasaki, and T. Tanaka, “Gravitational radiation reaction to a particle motion,” *Phys. Rev. D* **55** (1997) 3457, [arXiv:gr-qc/9606018](#). (Cited on pages 74 and 80.)
- [358] T. C. Quinn and R. M. Wald, “Axiomatic approach to electromagnetic and gravitational radiation reaction of particles in curved spacetime,” *Phys. Rev. D* **56** (1997) 3381, [arXiv:gr-qc/9610053](#). (Cited on page 74.)
- [359] S. E. Gralla and R. M. Wald, “A rigorous derivation of gravitational self-force,” *Class. Quant. Grav.* **25** (2008) 205009, [arXiv:0806.3293 \[gr-qc\]](#). (Cited on pages 75, 76, and 80.)
- [360] S. E. Gralla, “Second order gravitational self force,” *Phys. Rev. D* **85** (2012) 124011, [arXiv:1203.3189 \[gr-qc\]](#). (Cited on page 75.)
- [361] S. D. Upton and A. Pound, “Second-order gravitational self-force in a highly regular gauge,” *Physical Review D* **103** no. 12, (2021) 124016, [arXiv:2101.11409 \[gr-qc\]](#). (Cited on pages 75, 76, and 96.)
- [362] S. Detweiler and B. F. Whiting, “Self-force via a Green’s function decomposition,” *Phys. Rev. D* **67** (2003) 024025, [arXiv:gr-qc/0202086](#). (Cited on page 76.)
- [363] A. Pound and J. Miller, “Practical, covariant puncture for second-order self-force calculations,” *Phys. Rev. D* **89** (2014) 104020, [arXiv:1403.1843 \[gr-qc\]](#). (Cited on page 76.)

- [364] S. Akcay, S. R. Dolan, C. Kavanagh, J. Moxon, N. Warburton, and B. Wardell, “Dissipation in extreme mass-ratio binaries with a spinning secondary,” *Physical Review D* **102** no. 6, (2020) 064013, [arXiv:1912.09461 \[gr-qc\]](#). (Cited on pages 77 and 109.)
- [365] S. Detweiler, “Gravitational radiation reaction and second order perturbation theory,” *Phys. Rev. D* **85** (2012) 044048, [arXiv:1107.2098 \[gr-qc\]](#). (Cited on pages 77 and 96.)
- [366] E. Barausse, E. Racine, and A. Buonanno, “Hamiltonian of a spinning test particle in curved spacetime,” *Phys. Rev. D* **80** (2009) 104025, [arXiv:0907.4745 \[gr-qc\]](#). *Erratum*: *Phys. Rev. D* **85**, 069904(E) (2012). (Cited on page 78.)
- [367] A. I. Harte, “Extended-body motion in black hole spacetimes: What is possible?,” *Physical Review D* **102** no. 12, (Dec., 2020) 124075, [arXiv:2011.00110 \[gr-qc\]](#). (Cited on pages 79, 159, and 166.)
- [368] A. Pound, B. Wardell, N. Warburton, and J. Miller, “Second-order self-force calculation of gravitational binding energy in compact binaries,” *Physical review letters* **124** no. 2, (2020) 021101, [arXiv:1908.07419 \[gr-qc\]](#). (Cited on pages 79, 130, 131, and 132.)
- [369] A. Bohé, G. Faye, S. Marsat, and E. K. Porter, “Quadratic-in-spin effects in the orbital dynamics and gravitational-wave energy flux of compact binaries at the 3PN order,” *Class. Quant. Grav.* **32** (2015) 195010, [arXiv:1501.01529 \[gr-qc\]](#). (Cited on pages 81 and 122.)
- [370] J. Ehlers and E. Rudolph, “Dynamics of extended bodies in general relativity: Center-of-mass description and quasirigidity,” *Gen. Rel. Grav.* **8** (1977) 197. (Cited on pages 82, 110, and 158.)
- [371] S. E. Gralla, A. I. Harte, and R. M. Wald, “Bobbing and kicks in electromagnetism and gravity,” *Phys. Rev. D* **81** (2010) 104012, [arXiv:1004.0679 \[gr-qc\]](#). (Cited on page 83.)
- [372] L. F. O. Costa and J. Natário, “Center of mass, spin supplementary conditions, and the momentum of spinning particles,” *Fund. Theor. Phys.* **179** (2015) 215, [arXiv:1410.6443 \[gr-qc\]](#). (Cited on pages 84 and 85.)
- [373] K. Kyrián and O. Semerák, “Spinning test particles in a Kerr field – II,” *Mon. Not. R. Astron. Soc.* **382** (2007) 1922. (Cited on page 85.)
- [374] L. F. Costa, C. Herdeiro, J. Natário, and M. Zilhão, “Mathisson’s helical motions for a spinning particle: Are they unphysical?” *Phys. Rev. D* **85** (2012) 024001, [arXiv:1109.1019 \[gr-qc\]](#). (Cited on pages 85, 87, and 88.)
- [375] L. F. O. Costa, G. Lukes-Gerakopoulos, and O. Semerák, “Spinning particles in general relativity: Momentum-velocity relation for the Mathisson-Pirani spin condition,” *Phys. Rev. D* **97** (2018) 084023, [arXiv:1712.07281 \[gr-qc\]](#). (Cited on pages 85 and 86.)
- [376] M. Burgay *et al.*, “An increased estimate of the merger rate of double neutron stars from observations of a highly relativistic system,” *Nature* **426** no. 6966, (Dec., 2003) 531–533, [arXiv:astro-ph/0312071 \[astro-ph\]](#). (Cited on page 91.)

- [377] T. Hinderer and É. É. Flanagan, “Two-timescale analysis of extreme mass ratio inspirals in Kerr spacetime: Orbital motion,” *Phys. Rev. D* **78** (2008) 064028, [arXiv:0805.3337 \[gr-qc\]](#). (Cited on pages 92 and 124.)
- [378] S. Bonazzola, E. Gourgoulhon, and J.-A. Marck, “Numerical models of irrotational binary neutron stars in general relativity,” *Physical Review Letters* **82** no. 5, (1999) 892, [arXiv:9810072 \[gr-qc\]](#). (Cited on pages 93 and 119.)
- [379] E. Gourgoulhon, P. Grandclément, and S. Bonazzola, “Binary black holes in circular orbits. i. A global spacetime approach,” *Phys. Rev. D* **65** (2002) 044020, [arXiv:gr-qc/0106015](#). (Cited on pages 93, 97, 126, and 139.)
- [380] S. Detweiler, “Kepler’s third law in general relativity,” in *Frontiers in numerical relativity*, C. R. Evans, L. S. Finn, and D. W. Hobill, eds., p. 43. Cambridge University Press, Cambridge, 1989. (Cited on pages 93 and 96.)
- [381] J. L. Friedman, K. Uryū, and M. Shibata, “Thermodynamics of binary black holes and neutron stars,” *Phys. Rev. D* **65** (2002) 064035, [arXiv:gr-qc/0108070](#). *Erratum*: *Phys. Rev. D* **70**, 129904(E) (2004). (Cited on pages 93, 96, 97, 117, 118, 126, 140, 153, and 266.)
- [382] H. Stephani, D. Kramer, M. MacCallum, C. Hoenselaers, and E. Herlt, *Exact solutions of Einstein’s field equations*. Cambridge University Press, Cambridge, 2003. (Cited on page 95.)
- [383] C. Klein, “Binary black hole spacetimes with a helical Killing vector,” *Phys. Rev. D* **70** (2004) 124026, [arXiv:gr-qc/0410095](#). (Cited on page 96.)
- [384] G. W. Gibbons and J. M. Stewart, “Absence of asymptotically flat solutions of Einstein’s equations which are periodic and empty near infinity,” in *Classical General Relativity*, W. B. Bonnor, J. N. Islam, and M. A. H. MacCallum, eds., p. 77. Cambridge University Press, Cambridge, 1984. (Cited on page 96.)
- [385] M. Shibata, K. Uryū, and J. L. Friedman, “Deriving formulations for numerical computation of binary neutron stars in quasicircular orbits,” *Phys. Rev. D* **70** (2004) 044044, [arXiv:gr-qc/0407036](#). *Erratum*: *Phys. Rev. D* **70**, 129901(E) (2004). (Cited on pages 96, 139, and 168.)
- [386] A. Le Tiec, L. Blanchet, and B. F. Whiting, “First law of binary black hole mechanics in general relativity and post-newtonian theory,” *Phys. Rev. D* **85** (2012) 064039, [arXiv:1111.5378 \[gr-qc\]](#). (Cited on pages 96, 97, 120, 126, 127, 148, 160, 161, and 292.)
- [387] S. E. Gralla and A. Le Tiec, “Thermodynamics of a black hole with a moon,” *Phys. Rev. D* **88** (2013) 044021, [arXiv:1210.8444 \[gr-qc\]](#). (Cited on pages 96, 123, 124, 138, 153, and 160.)
- [388] J. Isenberg and J. Nester, “Canonical gravity,” in *General relativity and gravitation: One hundred years after the birth of Albert Einstein, Vol. 1*, A. Held, ed., p. 23. Plenum Press, New York, 1980. (Cited on page 96.)
- [389] J. R. Wilson and G. J. Mathews, “Relativistic hydrodynamics,” in *Frontiers in numerical relativity*, C. R. Evans, L. S. Finn, and D. W. Hobill, eds., p. 306. Cambridge University Press, Cambridge, 1989. (Cited on page 96.)

- [390] J. A. Isenberg, “Waveless approximation theories of gravity,” *Int. J. Mod. Phys. D* **17** (2008) 265, [arXiv:gr-qc/0702113](#). (Cited on page 96.)
- [391] S. Detweiler, “Periodic solutions of the Einstein equations for binary systems,” *Phys. Rev. D* **50** (1994) 4929, [arXiv:gr-qc/9312016](#). (Cited on page 96.)
- [392] R. Geroch and J. Traschen, “Strings and other distributional sources in general relativity,” *Phys. Rev. D* **36** (1987) 1017. (Cited on page 96.)
- [393] R. Steinbauer and J. A. Vickers, “On the geroch–traschen class of metrics,” *Classical and Quantum Gravity* **26** no. 6, (2009) 065001, [arXiv:0811.1376 \[gr-qc\]](#). (Cited on page 96.)
- [394] T. Damour, P. Jaranowski, and G. Schäfer, “Conservative dynamics of two-body systems at the fourth post-Newtonian approximation of general relativity,” *Phys. Rev. D* **93** no. 8, (Apr., 2016) 084014, [arXiv:1601.01283 \[gr-qc\]](#). (Cited on page 96.)
- [395] T. Marchand, L. Bernard, L. Blanchet, and G. Faye, “Ambiguity-free completion of the equations of motion of compact binary systems at the fourth post-Newtonian order,” *Phys. Rev. D* **97** (2018) 044023, [arXiv:1707.09289 \[gr-qc\]](#). (Cited on pages 96 and 133.)
- [396] G. ’t Hooft and M. Veltman, “Regularization and renormalization of gauge fields,” *Nucl. Phys. B* **44** (1972) 189. (Cited on page 96.)
- [397] C. G. Bollini and J. J. Giambiagi, “Lowest order “divergent” graphs in  $\nu$ -dimensional space,” *Phys. Lett. B* **40** (1972) 566. (Cited on page 96.)
- [398] P. Grandclément, E. Gourgoulhon, and S. Bonazzola, “Binary black holes in circular orbits. ii. Numerical methods and first results,” *Phys. Rev. D* **65** (2002) 044021, [arXiv:gr-qc/0106016](#). (Cited on pages 97, 126, and 139.)
- [399] S. Detweiler, “Consequence of the gravitational self-force for circular orbits of the Schwarzschild geometry,” *Phys. Rev. D* **77** (2008) 124026, [arXiv:0804.3529 \[gr-qc\]](#). (Cited on pages 97, 98, and 102.)
- [400] L. Blanchet, S. Detweiler, A. Le Tiec, and B. F. Whiting, “Post-Newtonian and numerical calculations of the gravitational self-force for circular orbits in the Schwarzschild geometry,” *Phys. Rev. D* **81** (2010) 064004, [arXiv:0910.0207 \[gr-qc\]](#). (Cited on pages 97 and 102.)
- [401] L. Blanchet, S. Detweiler, A. Le Tiec, and B. F. Whiting, “High-order post-Newtonian fit of the gravitational self-force for circular orbits in the Schwarzschild geometry,” *Phys. Rev. D* **81** (2010) 084033, [arXiv:1002.0726 \[gr-qc\]](#). (Cited on page 97.)
- [402] L. Blanchet, S. Detweiler, A. Le Tiec, and B. F. Whiting, “High-accuracy comparison between the post-Newtonian and self-force dynamics of black-hole binaries,” *Fund. Theor. Phys.* **162** (2011) 415, [arXiv:1007.2614 \[gr-qc\]](#). (Cited on page 97.)

- [403] L. Blanchet, G. Faye, and B. F. Whiting, “Half-integral conservative post-Newtonian approximations in the redshift factor of black hole binaries,” *Phys. Rev. D* **89** (2014) 064026, [arXiv:1312.2975 \[gr-qc\]](#). (Cited on page 97.)
- [404] L. Blanchet, G. Faye, and B. F. Whiting, “High-order half-integral conservative post-Newtonian coefficients in the redshift factor of black hole binaries,” *Phys. Rev. D* **90** (2014) 044017, [arXiv:1405.5151 \[gr-qc\]](#). (Cited on page 97.)
- [405] L. Blanchet, A. Buonanno, and A. Le Tiec, “First law of mechanics for black hole binaries with spins,” *Phys. Rev. D* **87** (2013) 024030, [arXiv:1211.1060 \[gr-qc\]](#). (Cited on pages 97, 121, 122, 152, 153, 154, 155, 160, and 267.)
- [406] R. Fujita, S. Isoyama, A. Le Tiec, H. Nakano, N. Sago, and T. Tanaka, “Hamiltonian formulation of the conservative self-force dynamics in the Kerr geometry,” *Class. Quant. Grav.* **34** (2017) 134001, [arXiv:1612.02504 \[gr-qc\]](#). (Cited on pages 97 and 125.)
- [407] A. Le Tiec, E. Barausse, and A. Buonanno, “Gravitational self-force correction to the binding energy of compact binary systems,” *Phys. Rev. Lett.* **108** (2012) 131103, [arXiv:1111.5609 \[gr-qc\]](#). (Cited on pages 97, 128, 129, and 130.)
- [408] A. Zimmerman, A. G. M. Lewis, and H. P. Pfeiffer, “Redshift factor and the first law of binary black hole mechanics in numerical simulations,” *Phys. Rev. Lett.* **117** (2016) 191101, [arXiv:1606.08056 \[gr-qc\]](#). (Cited on pages 97 and 102.)
- [409] S. Mano, H. Suzuki, and E. Takasugi, “Analytic solutions of the Teukolsky equation and their low frequency expansions,” *Prog. Theor. Phys.* **95** (1996) 1079, [arXiv:gr-qc/9603020](#). (Cited on page 97.)
- [410] S. Mano and E. Takasugi, “Analytic solutions of the Teukolsky equation and their properties,” *Prog. Theor. Phys.* **97** (1997) 213, [arXiv:gr-qc/9611014](#). (Cited on page 97.)
- [411] D. Bini and T. Damour, “Analytic determination of the eight-and-a-half post-Newtonian self-force contributions to the two-body gravitational interaction potential,” *Phys. Rev. D* **89** (2014) 104047, [arXiv:1403.2366 \[gr-qc\]](#). (Cited on page 97.)
- [412] D. Bini and T. Damour, “Detweiler’s gauge-invariant redshift variable: Analytic determination of the nine and nine-and-a-half post-Newtonian self-force contributions,” *Phys. Rev. D* **91** (2015) 064050, [arXiv:1502.02450 \[gr-qc\]](#). (Cited on page 97.)
- [413] C. Kavanagh, A. C. Ottewill, and B. Wardell, “Analytical high-order post-Newtonian expansions for extreme mass ratio binaries,” *Phys. Rev. D* **92** (2015) 084025, [arXiv:1503.02334 \[gr-qc\]](#). (Cited on page 97.)
- [414] C. Kavanagh, A. C. Ottewill, and B. Wardell, “Analytical high-order post-Newtonian expansions for spinning extreme mass ratio binaries,” *Phys. Rev. D* **93** (2016) 124038, [arXiv:1601.03394 \[gr-qc\]](#). (Cited on pages 97 and 98.)
- [415] D. Bini, T. Damour, A. Geralico, and C. Kavanagh, “Detweiler’s redshift invariant for spinning particles along circular orbits on a Schwarzschild background,” *Phys. Rev. D* **97** (2018) 104022, [arXiv:1801.09616 \[gr-qc\]](#). (Cited on page 97.)

- [416] D. Bini, A. Geralico, and J. Steinhoff, “Detweiler’s redshift invariant for extended bodies orbiting a Schwarzschild black hole,” *Phys. Rev. D* **102** (2020) 024091, [arXiv:2003.12887 \[gr-qc\]](#). (Cited on pages 97 and 170.)
- [417] A. G. Shah, J. L. Friedman, and B. F. Whiting, “Finding high-order analytic post-Newtonian parameters from a high-precision numerical self-force calculation,” *Phys. Rev. D* **89** (2014) 064042, [arXiv:1312.1952 \[gr-qc\]](#). (Cited on page 97.)
- [418] N. K. Johnson-McDaniel, A. G. Shah, and B. F. Whiting, “Experimental mathematics meets gravitational self-force,” *Phys. Rev. D* **92** (2015) 044007, [arXiv:1503.02638 \[gr-qc\]](#). (Cited on page 97.)
- [419] T. Damour, P. Jaranowski, and G. Schäfer, “Conservative dynamics of two-body systems at the fourth post-Newtonian approximation of general relativity,” *Phys. Rev. D* **93** (2016) 084014, [arXiv:1601.01283 \[gr-qc\]](#). (Cited on pages 97 and 133.)
- [420] E. Barausse, A. Buonanno, and A. Le Tiec, “Complete nonspinning effective-one-body metric at linear order in the mass ratio,” *Phys. Rev. D* **85** (2012) 064010, [arXiv:1111.5610 \[gr-qc\]](#). (Cited on page 97.)
- [421] S. Akcay, L. Barack, T. Damour, and N. Sago, “Gravitational self-force and the effective-one-body formalism between the innermost stable circular orbit and the light ring,” *Phys. Rev. D* **86** (2012) 104041, [arXiv:1209.0964 \[gr-qc\]](#). (Cited on pages 97, 102, 130, and 133.)
- [422] D. Bini and T. Damour, “Conservative second-order gravitational self-force on circular orbits and the effective one-body formalism,” *Phys. Rev. D* **93** (2016) 104040, [arXiv:1603.09175 \[gr-qc\]](#). (Cited on page 97.)
- [423] L. Barack and N. Sago, “Beyond the geodesic approximation: Conservative effects of the gravitational self-force in eccentric orbits around a Schwarzschild black hole,” *Phys. Rev. D* **83** (2011) 084023, [arXiv:1101.3331 \[gr-qc\]](#). (Cited on page 97.)
- [424] S. Akcay, A. Le Tiec, L. Barack, N. Sago, and N. Warburton, “Comparison between self-force and post-Newtonian dynamics: Beyond circular orbits,” *Phys. Rev. D* **91** (2015) 124014, [arXiv:1503.01374 \[gr-qc\]](#). (Cited on page 97.)
- [425] A. Le Tiec, “First law of mechanics for compact binaries on eccentric orbits,” *Phys. Rev. D* **92** (2015) 084021, [arXiv:1506.05648 \[gr-qc\]](#). (Cited on pages 97, 121, 133, 134, and 160.)
- [426] L. Blanchet and A. Le Tiec, “First law of compact binary mechanics with gravitational-wave tails,” *Class. Quant. Grav.* **34** (2017) 164001, [arXiv:1702.06839 \[gr-qc\]](#). (Cited on pages 97, 122, 128, and 160.)
- [427] D. Bini, T. Damour, and A. Geralico, “Confirming and improving post-Newtonian and effective-one-body results from self-force computations along eccentric orbits around a Schwarzschild black hole,” *Phys. Rev. D* **93** (2016) 064023, [arXiv:1511.04533 \[gr-qc\]](#). (Cited on pages 98 and 133.)
- [428] S. Akcay and M. van de Meent, “Numerical computation of the effective-one-body potential  $q$  using self-force results,” *Phys. Rev. D* **93** (2016) 064063, [arXiv:1512.03392 \[gr-qc\]](#). (Cited on pages 98 and 133.)



- [429] N. Sago, L. Barack, and S. Detweiler, “Two approaches for the gravitational self-force in black hole spacetime: Comparison of numerical results,” *Phys. Rev. D* **78** (2008) 124024, [arXiv:0810.2530 \[gr-qc\]](#). (Cited on page 98.)
- [430] A. G. Shah, J. L. Friedman, and T. S. Keidl, “Extreme-mass-ratio inspiral corrections to the angular velocity and redshift factor of a mass in circular orbit about a Kerr black hole,” *Phys. Rev. D* **86** (2012) 084059, [arXiv:1207.5595 \[gr-qc\]](#). (Cited on page 98.)
- [431] T. S. Keidl, A. G. Shah, J. L. Friedman, D.-H. Kim, and L. R. Price, “Gravitational self-force in a radiation gauge,” *Phys. Rev. D* **82** (2010) 124012, [arXiv:1004.2276 \[gr-qc\]](#). (Cited on page 98.)
- [432] A. Pound, “Conservative effect of the second-order gravitational self-force on quasicircular orbits in Schwarzschild spacetime,” *Phys. Rev. D* **90** (2014) 084039, [arXiv:1404.1543 \[gr-qc\]](#). (Cited on pages 98 and 102.)
- [433] R. Schattner and M. Streubel, “Properties of extended bodies in spacetimes admitting isometries,” *Ann. Inst. H. Poincaré Sect. A* **34** (1981) 117. (Cited on page 106.)
- [434] A. I. Harte, É. É. Flanagan, and P. Taylor, “Self-forces on static bodies in arbitrary dimensions,” *Phys. Rev. D* **93** (2016) 124054, [arXiv:1603.00052 \[gr-qc\]](#). (Cited on page 106.)
- [435] S. R. Dolan, N. Warburton, A. I. Harte, A. Le Tiec, B. Wardell, and L. Barack, “Gravitational self-torque and spin precession in compact binaries,” *Phys. Rev. D* **89** (2014) 064011, [arXiv:1312.0775 \[gr-qc\]](#). (Cited on pages 111, 151, 152, and 155.)
- [436] D. Bini and T. Damour, “Two-body gravitational spin-orbit interaction at linear order in the mass ratio,” *Phys. Rev. D* **90** (2014) 024039, [arXiv:1404.2747 \[gr-qc\]](#). (Cited on pages 111, 151, 152, 154, and 155.)
- [437] D. Bini and T. Damour, “Analytic determination of high-order post-Newtonian self-force contributions to gravitational spin precession,” *Phys. Rev. D* **91** (2015) 064064, [arXiv:1503.01272 \[gr-qc\]](#). (Cited on page 111.)
- [438] S. Akcay, D. Dempsey, and S. R. Dolan, “Spin-orbit precession for eccentric black hole binaries at first order in the mass ratio,” *Class. Quant. Grav.* **34** (2017) 084001, [arXiv:1608.04811 \[gr-qc\]](#). (Cited on page 111.)
- [439] S. Akcay, “Self-force correction to geodetic spin precession in Kerr spacetime,” *Phys. Rev. D* **96** (2017) 044024, [arXiv:1705.03282 \[gr-qc\]](#). (Cited on page 111.)
- [440] D. Bini, T. Damour, A. Geralico, C. Kavanagh, and M. van de Meent, “Gravitational self-force corrections to gyroscope precession along circular orbits in the Kerr spacetime,” *Phys. Rev. D* **98** (2018) 104062, [arXiv:1809.02516 \[gr-qc\]](#). (Cited on page 111.)
- [441] C. Kavanagh, D. Bini, T. Damour, S. Hopper, A. C. Ottewill, and B. Wardell, “Spin-orbit precession along eccentric orbits for extreme mass ratio black hole binaries and its effective-one-body transcription,” *Phys. Rev. D* **96** (2017) 064012, [arXiv:1706.00459 \[gr-qc\]](#). (Cited on page 111.)

- [442] Y. Kosmann-Schwarzbach, “The noether theorems,” in *The Noether Theorems*, pp. 55–64. Springer, 2011. (Cited on page 113.)
- [443] M. I. Cohen, J. D. Kaplan, and M. A. Scheel, “Toroidal horizons in binary black hole inspirals,” *Physical Review D* **85** no. 2, (2012) 024031. (Cited on page 116.)
- [444] J. M. Bardeen, B. Carter, and S. W. Hawking, “The four laws of black hole mechanics,” *Commun. Math. Phys.* **31** (1973) 161. (Cited on page 116.)
- [445] S. W. Hawking, “Particle creation by black holes,” *Commun. Math. Phys.* **43** (1975) 199. *Erratum: Commun. Math. Phys.* **46**, 206 (1976). (Cited on page 116.)
- [446] J. D. Bekenstein, “Black holes and entropy,” *Phys. Rev. D* **7** (1973) 2333. (Cited on page 116.)
- [447] R. M. Wald, “The thermodynamics of black holes,” *Living Rev. Relativ.* **4** (2001) 6, [arXiv:gr-qc/9912119](https://arxiv.org/abs/gr-qc/9912119). (Cited on page 116.)
- [448] R. M. Wald, “Black hole entropy is the noether charge,” *Physical Review D* **48** no. 8, (1993) R3427. (Cited on page 117.)
- [449] M. Isi, W. M. Farr, M. Giesler, M. A. Scheel, and S. A. Teukolsky, “Testing the black-hole area law with gw150914,” *Physical Review Letters* **127** no. 1, (2021) 011103, [arXiv:gr-qc/2012.04486](https://arxiv.org/abs/gr-qc/2012.04486). (Cited on page 117.)
- [450] C. S. Kochanek, “Coalescing binary neutron stars,” *Astrophys. J.* **398** (1992) 234. (Cited on page 119.)
- [451] L. Bildsten and C. Cutler, “Tidal interactions of inspiraling compact binaries,” *The Astrophysical Journal* **400** (1992) 175–180. (Cited on page 119.)
- [452] T. W. Baumgarte and S. L. Shapiro, “Numerical relativity and compact binaries,” *Physics Reports* **376** no. 2, (2003) 41–131, [arXiv:0211028](https://arxiv.org/abs/0211028) [gr-qc]. (Cited on page 119.)
- [453] K. Uryū, F. Limousin, J. L. Friedman, E. Gourgoulhon, and M. Shibata, “Binary neutron stars: Equilibrium models beyond spatial conformal flatness,” *Physical review letters* **97** no. 17, (2006) 171101, [arXiv:0511136](https://arxiv.org/abs/0511136) [gr-qc]. (Cited on page 119.)
- [454] K. Uryū, F. Limousin, J. L. Friedman, E. Gourgoulhon, and M. Shibata, “Nonconformally flat initial data for binary compact objects,” *Physical Review D* **80** no. 12, (2009) 124004, [arXiv:0908.0579](https://arxiv.org/abs/0908.0579) [gr-qc]. (Cited on page 119.)
- [455] A. Tsokaros, K. Uryū, and L. Rezzolla, “New code for quasiequilibrium initial data of binary neutron stars: Corotating, irrotational, and slowly spinning systems,” *Physical Review D* **91** no. 10, (2015) 104030, [arXiv:1502.05674](https://arxiv.org/abs/1502.05674) [gr-qc]. (Cited on page 119.)
- [456] E. Gourgoulhon, P. Grandclement, K. Taniguchi, J.-A. Marck, and S. Bonazzola, “Quasiequilibrium sequences of synchronized and irrotational binary neutron stars in general relativity: Method and tests,” *Physical Review D* **63** no. 6, (2001) 064029, [arXiv:0007028](https://arxiv.org/abs/0007028) [gr-qc]. (Cited on page 119.)

- [457] K. Taniguchi, E. Gourgoulhon, and S. Bonazzola, “Quasiequilibrium sequences of synchronized and irrotational binary neutron stars in general relativity. ii. newtonian limits,” *Physical Review D* **64** no. 6, (2001) 064012, [arXiv:0103041 \[gr-qc\]](#). (Cited on page 119.)
- [458] K. Taniguchi and E. Gourgoulhon, “Quasiequilibrium sequences of synchronized and irrotational binary neutron stars in general relativity. iii. identical and different mass stars with  $\gamma=2$ ,” *Physical Review D* **66** no. 10, (2002) 104019, [arXiv:0207098 \[gr-qc\]](#). (Cited on page 119.)
- [459] K. Uryū, E. Gourgoulhon, and C. Markakis, “Thermodynamics of magnetized binary compact objects,” *Phys. Rev. D* **82** (2010) 104054, [arXiv:1010.4409 \[gr-qc\]](#). (Cited on page 119.)
- [460] J. A. Faber and F. A. Rasio, “Binary neutron star mergers,” *Living Reviews in Relativity* **15** no. 1, (2012) 1–83. (Cited on page 119.)
- [461] K. Uryū and A. Tsokaros, “New code for equilibriums and quasiequilibrium initial data of compact objects,” *Phys. Rev. D* **85** (2011) 064014, [arXiv:1108.3065 \[gr-qc\]](#). (Cited on page 119.)
- [462] T. Damour, P. Jaranowski, and G. Schäfer, “Nonlocal-in-time action for the fourth post-Newtonian conservative dynamics of two-body systems,” *Phys. Rev. D* **89** (2014) 064058, [arXiv:1401.4548 \[gr-qc\]](#). (Cited on pages 121 and 133.)
- [463] P. Jaranowski and G. Schäfer, “Derivation of local-in-time fourth post-Newtonian ADM Hamiltonian for spinless compact binaries,” *Phys. Rev. D* **92** (2015) 124043, [arXiv:1508.01016 \[gr-qc\]](#). (Cited on pages 121 and 133.)
- [464] E. Gourgoulhon, *3+1 formalism in general relativity: Bases of numerical relativity*, vol. 846 of *Lecture Notes in Physics*. Springer, New York, 2012. (Cited on pages 121, 123, 139, and 165.)
- [465] S. Marsat, *Approche post-Newtonienne pour les effets de spin dans les binaires d’objets compacts et modèles alternatifs pour la masse manquante en cosmologie*. PhD thesis, 2013. <http://www.theses.fr/2013PA066406>. Thèse de doctorat dirigée par Blanchet, Luc Physique Théorique Paris 6 2013. (Cited on page 122.)
- [466] A. Antonelli, C. Kavanagh, M. Khalil, J. Steinhoff, and J. Vines, “Gravitational spin-orbit and aligned spin1-spin2 couplings through third-subleading post-Newtonian orders,” *Phys. Rev. D* **102** (2020) 124024, [arXiv:2010.02018 \[gr-qc\]](#). (Cited on page 123.)
- [467] A. Le Tiec, “A note on celestial mechanics in Kerr spacetime,” *Class. Quant. Grav.* **31** (2014) 097001, [arXiv:1311.3836 \[gr-qc\]](#). (Cited on pages 124, 125, and 160.)
- [468] B. Carter, “Global structure of the Kerr family of gravitational fields,” *Phys. Rev.* **174** (1968) 1559. (Cited on page 124.)
- [469] A. Le Tiec, “Black hole physics and relativistic celestial mechanics,” 2021. (Cited on pages 125 and 128.)

- [470] V. Iyer and R. M. Wald, “Some properties of the Noether charge and a proposal for dynamical black hole entropy,” *Phys. Rev. D* **50** (1994) 846, [arXiv:gr-qc/9403028](#). (Cited on pages 126, 134, 135, 136, 137, 138, 139, and 266.)
- [471] J. Jaramillo and E.ourgoulhon, *Mass and Angular Momentum in General Relativity*. Springer, 2009. (Cited on page 126.)
- [472] R. M. Wald and A. Zoupas, “General definition of “conserved quantities” in general relativity and other theories of gravity,” *Phys. Rev. D* **61** (2000) 084027, [arXiv:gr-qc/9911095](#). (Cited on pages 126, 138, and 139.)
- [473] T. Damour, P. Jaranowski, and G. Schäfer, “Dynamical invariants for general relativistic two-body systems at the third post-Newtonian approximation,” *Phys. Rev. D* **62** (2000) 044024, [arXiv:gr-qc/9912092](#). (Cited on page 128.)
- [474] T. Damour, P. Jaranowski, and G. Schäfer, “Determination of the last stable orbit for circular general relativistic binaries at the third post-Newtonian approximation,” *Phys. Rev. D* **62** (2000) 084011, [arXiv:gr-qc/0005034](#). (Cited on page 128.)
- [475] T. Damour, A. Nagar, D. Pollney, and C. Reisswig, “Energy versus angular momentum in black hole binaries,” *Phys. Rev. Lett.* **108** (2012) 131101, [arXiv:1110.2938 \[gr-qc\]](#). (Cited on page 128.)
- [476] L. Barack and N. Sago, “Gravitational self-force correction to the innermost stable circular orbit of a Schwarzschild black hole,” *Phys. Rev. Lett.* **102** (2009) 191101, [arXiv:0902.0573 \[gr-qc\]](#). (Cited on page 130.)
- [477] T. Damour, “Gravitational self-force in a Schwarzschild background and the effective one-body formalism,” *Phys. Rev. D* **81** (2010) 024017, [arXiv:0910.5533 \[gr-qc\]](#). (Cited on page 130.)
- [478] L. Barack and N. Sago, “Gravitational self-force on a particle in eccentric orbit around a Schwarzschild black hole,” *Phys. Rev. D* **81** (2010) 084021, [arXiv:1002.2386 \[gr-qc\]](#). (Cited on page 130.)
- [479] S. Isoyama *et al.*, “Gravitational self-force correction to the innermost stable circular equatorial orbit of a Kerr black hole,” *Phys. Rev. Lett.* **113** (2014) 161101, [arXiv:1404.6133 \[gr-qc\]](#). (Cited on page 130.)
- [480] M. van de Meent, “Self-force corrections to the periapsis advance around a spinning black hole,” *Phys. Rev. Lett.* **118** (2017) 011101, [arXiv:1610.03497 \[gr-qc\]](#). (Cited on page 130.)
- [481] L. Barack, M. Colleoni, T. Damour, S. Isoyama, and N. Sago, “Self-force effects on the marginally bound zoom-whirl orbit in schwarzschild spacetime,” *Phys. Rev. D* **100** (Dec, 2019) 124015, [arXiv:1909.06103 \[gr-qc\]](#). (Cited on page 130.)
- [482] M. Colleoni and L. Barack, “Overspinning a Kerr black hole: The effect of the self-force,” *Phys. Rev. D* **91** (2015) 104024, [arXiv:1501.07330 \[gr-qc\]](#). (Cited on page 132.)

- [483] M. Colleoni, L. Barack, A. G. Shah, and M. van de Meent, “Self-force as a cosmic censor in the kerr overspinning problem,” *Phys. Rev. D* **92** (2015) 084044, [arXiv:1508.04031 \[gr-qc\]](#). (Cited on pages 132 and 133.)
- [484] J. Sorce and R. M. Wald, “Gedanken experiments to destroy a black hole. ii. kerr-newman black holes cannot be overcharged or overspun,” *Physical Review D* **96** no. 10, (Nov, 2017) . <http://dx.doi.org/10.1103/PhysRevD.96.104014>. (Cited on page 133.)
- [485] P. Jaranowski and G. Schäfer, “Towards the fourth post-Newtonian Hamiltonian for two-point-mass systems,” *Phys. Rev. D* **86** (2012) 061503(R), [arXiv:1207.5448 \[gr-qc\]](#). (Cited on page 133.)
- [486] P. Jaranowski and G. Schäfer, “Dimensional regularization of local singularities in the fourth post-Newtonian two-point-mass Hamiltonian,” *Phys. Rev D* **87** (2013) 081503(R), [arXiv:1303.3225 \[gr-qc\]](#). (Cited on page 133.)
- [487] L. Bernard, L. Blanchet, A. Bohé, G. Faye, and S. Marsat, “Fokker action of nonspinning compact binaries at the fourth post-Newtonian approximation,” *Phys. Rev. D* **93** (2016) 084037, [arXiv:1512.02876 \[gr-qc\]](#). (Cited on page 133.)
- [488] L. Bernard, L. Blanchet, A. Bohé, G. Faye, and S. Marsat, “Energy and periastron advance of compact binaries on circular orbits at the fourth post-Newtonian order,” *Phys. Rev. D* **95** (2017) 044026, [arXiv:1610.07934 \[gr-qc\]](#). (Cited on page 133.)
- [489] L. Bernard, L. Blanchet, G. Faye, and T. Marchand, “Center-of-mass equations of motion and conserved integrals of compact binary systems at the fourth post-Newtonian order,” *Phys. Rev. D* **97** (2018) 044037, [arXiv:1711.00283 \[gr-qc\]](#). (Cited on page 133.)
- [490] E. Barausse *et al.*, “Modeling multipolar gravitational-wave emission from small mass-ratio mergers,” *Phys. Rev. D* **85** (2012) 024046, [arXiv:1110.3081 \[gr-qc\]](#). (Cited on page 133.)
- [491] D. Bini, T. Damour, and A. Gerialico, “Spin-dependent two-body interactions from gravitational self-force computations,” *Phys. Rev. D* **92** (2015) 124058, [arXiv:1510.06230 \[gr-qc\]](#). *Erratum*: *Phys. Rev. D* **93**, 109902 (2016). (Cited on page 133.)
- [492] D. Bini, T. Damour, and A. Gerialico, “New gravitational self-force analytical results for eccentric orbits around a Schwarzschild black hole,” *Phys. Rev. D* **93** (2016) 104017, [arXiv:1601.02988 \[gr-qc\]](#). (Cited on page 133.)
- [493] D. Bini, T. Damour, and A. Gerialico, “Novel Approach to Binary Dynamics: Application to the Fifth Post-Newtonian Level,” *Phys. Rev. Lett.* **123** no. 23, (Dec., 2019) 231104, [arXiv:1909.02375 \[gr-qc\]](#). (Cited on page 134.)
- [494] D. Bini, T. Damour, and A. Gerialico, “Binary dynamics at the fifth and fifth-and-a-half post-Newtonian orders,” *Phys. Rev. D* **102** no. 2, (July, 2020) 024062, [arXiv:2003.11891 \[gr-qc\]](#). (Cited on page 134.)
- [495] R. M. Wald, “Black hole entropy is the Noether charge,” *Phys. Rev. D* **48** (1993) 3427, [arXiv:gr-qc/9307038](#). (Cited on pages 134, 135, 136, 137, and 139.)

- [496] S. Gao and R. M. Wald, ““physical process version” of the first law and the generalized second law for charged and rotating black holes,” *Phys. Rev. D* **64** (2001) 084020, [arXiv:gr-qc/0106071](#). (Cited on pages 134 and 135.)
- [497] V. Iyer, “Lagrangian perfect fluids and black hole mechanics,” *Phys. Rev. D* **55** (1997) 3411, [arXiv:gr-qc/9610025](#). (Cited on pages 134, 135, 136, 137, 138, and 266.)
- [498] J. Lee and R. M. Wald, “Local symmetries and constraints,” *J. Math. Phys.* **31** (1990) 725. (Cited on pages 135 and 136.)
- [499] É. Cartan, *Les systèmes différentiels extérieurs et leur applications géométriques*. 1945. (Cited on page 135.)
- [500] V. Iyer and R. M. Wald, “Comparison of the Noether charge and Euclidean methods for computing the entropy of stationary black holes,” *Phys. Rev. D* **52** (1995) 4430, [arXiv:gr-qc/9503052](#). (Cited on pages 135 and 139.)
- [501] L. Rossi, “The first law of black hole mechanics,” (2020) , [arXiv:2012.04593 \[gr-qc\]](#). (Cited on page 137.)
- [502] A. V. Belitsky, G. P. Korchemsky, and D. Müller, “Integrability of two-loop dilatation operator in gauge theories,” *Nuclear Physics B* **735** no. 1, (Feb., 2006) 17–83, [arXiv:hep-th/0509121 \[hep-th\]](#). (Cited on page 138.)
- [503] B. Bonga, A. M. Grant, and K. Prabhu, “Angular momentum at null infinity in Einstein-Maxwell theory,” *Phys. Rev. D* **101** no. 4, (Feb., 2020) 044013, [arXiv:1911.04514 \[gr-qc\]](#). (Cited on page 138.)
- [504] R. Beig, “Arnowitt-Deser-Misner energy and  $g_{00}$ ,” *Phys. Lett. A* **69** (1978) 153. (Cited on page 139.)
- [505] A. Ashtekar and A. Magnon-Ashtekar, “On conserved quantities in general relativity,” *J. Math. Phys.* **20** (1979) 793. (Cited on page 139.)
- [506] E.ourgoulhon and S. Bonazzola, “A formulation of the virial theorem in general relativity,” *Class. Quant. Grav.* **11** (1994) 443. (Cited on page 139.)
- [507] G. B. Cook and H. P. Pfeiffer, “Excision boundary conditions for black-hole initial data,” *Phys. Rev. D* **70** (2004) 104016, [arXiv:gr-qc/0407078](#). (Cited on page 139.)
- [508] M. Ansorg, “Double-domain spectral method for black hole excision data,” *Phys. Rev. D* **72** (2005) 024018, [arXiv:gr-qc/0505059](#). (Cited on page 139.)
- [509] M. Caudill, G. B. Cook, J. D. Grigsby, and H. P. Pfeiffer, “Circular orbits and spin in black-hole initial data,” *Phys. Rev. D* **74** (2006) 064011, [arXiv:gr-qc/0605053](#). (Cited on page 139.)
- [510] M. Ansorg, “A multi-domain spectral method for initial data of arbitrary binaries in general relativity,” *Class. Quant. Grav.* **24** (2007) S1, [arXiv:gr-qc/0612081](#). (Cited on page 139.)
- [511] J. Katz, “A note on Komar’s anomalous factor,” *Class. Quant. Grav.* **2** (1985) 423. (Cited on page 139.)

- [512] E. Gourgoulhon, “3+1 formalism and bases of numerical relativity.” Lecture Notes, 2007. (Cited on pages 144, 145, and 168.)
- [513] S. R. Dolan, P. Nolan, A. C. Ottewill, N. Warburton, and B. Wardell, “Tidal invariants for compact binaries on quasicircular orbits,” *Phys. Rev. D* **91** (2015) 023009, [arXiv:1406.4890 \[gr-qc\]](#). (Cited on pages 151, 159, and 169.)
- [514] T. Damour, P. Jaranowski, and G. Schäfer, “Hamiltonian of two spinning compact bodies with next-to-leading order gravitational spin-orbit coupling,” *Phys. Rev. D* **77** (2008) 064032, [arXiv:0711.1048 \[gr-qc\]](#). (Cited on pages 154 and 155.)
- [515] T. Damour, P. Jaranowski, and G. Schäfer, “Effective one body approach to the dynamics of two spinning black holes with next-to-leading order spin-orbit coupling,” *Phys. Rev. D* **78** (2008) 024009, [arXiv:0803.0915 \[gr-qc\]](#). (Cited on page 154.)
- [516] A. Bohé, S. Marsat, G. Faye, and L. Blanchet, “Next-to-next-to-leading order spin-orbit effects in the near-zone metric and precession equations of compact binaries,” *Class. Quant. Grav.* **30** (2013) 075017, [arXiv:1212.5520 \[gr-qc\]](#). (Cited on page 155.)
- [517] A. I. Harte, “Extended-body effects in cosmological spacetimes,” *Classical and Quantum Gravity* **24** no. 20, (2007) 5161, [arXiv:0706.2909 \[gr-qc\]](#). (Cited on page 158.)
- [518] J. Steinhoff, “Canonical formulation of spin in general relativity,” *Ann. Phys.* **523** (2011) 296, [arXiv:1106.4203 \[gr-qc\]](#). (Cited on pages 158 and 159.)
- [519] W. G. Dixon, “The definition of multipole moments for extended bodies,” *Gen. Rel. Grav.* **4** (1973) 199. (Cited on page 158.)
- [520] R. A. Porto, “Post-Newtonian corrections to the motion of spinning bodies in nonrelativistic general relativity,” *Phys. Rev. D* **73** (2006) 104031, [arXiv:gr-qc/0511061](#). (Cited on page 159.)
- [521] R. A. Porto and I. Z. Rothstein, “Next to leading order spin(1)spin(1) effects in the motion of inspiralling compact binaries,” *Phys. Rev. D* **78** (2008) 044013, [arXiv:0804.0260 \[gr-qc\]](#). *Erratum:* *Phys. Rev. D* **81**, 029905(E) (2010). (Cited on page 159.)
- [522] A. Buonanno, G. Faye, and T. Hinderer, “Spin effects on gravitational waves from inspiralling compact binaries at second post-Newtonian order,” *Phys. Rev. D* **87** (2013) 044009, [arXiv:1209.6349 \[gr-qc\]](#). (Cited on page 159.)
- [523] M. Levi and J. Steinhoff, “Leading order finite size effects with spins for inspiralling compact binaries,” *JHEP* **1506** (2015) 059, [arXiv:1410.2601 \[gr-qc\]](#). (Cited on page 159.)
- [524] M. Levi and J. Steinhoff, “Spinning gravitating objects in the effective field theory in the post-Newtonian scheme,” *JCAP* **1509** (2015) 219, [arXiv:1501.04956 \[gr-qc\]](#). (Cited on page 159.)

- [525] E. Poisson, “Gravitational waves from inspiraling compact binaries: The quadrupole-moment term,” *Phys. Rev. D* **57** (1998) 5287, [arXiv:gr-qc/9709032](#). (Cited on page 159.)
- [526] W. G. Laarakkers and E. Poisson, “Quadrupole moments of rotating neutron stars,” *Astrophys. J.* **512** (1999) 282, [arXiv:gr-qc/9709033](#). (Cited on page 159.)
- [527] G. Pappas and T. A. Apostolatos, “Revising the multipole moments of numerical spacetimes and its consequences,” *Phys. Rev. Lett.* **108** (2012) 231104, [arXiv:1201.6067 \[gr-qc\]](#). (Cited on page 159.)
- [528] W. D. Goldberger and I. Z. Rothstein, “Dissipative effects in the worldline approach to black hole dynamics,” *Phys. Rev. D* **73** (2006) 104030, [arXiv:hep-th/0511133](#). (Cited on page 160.)
- [529] T. Damour and A. Nagar, “Effective one body description of tidal effects in inspiralling compact binaries,” *Phys. Rev. D* **81** (2010) 084016, [arXiv:0911.5041 \[gr-qc\]](#). (Cited on page 160.)
- [530] D. Bini, T. Damour, and G. Faye, “Effective action approach to higher-order relativistic tidal interactions in binary systems and their effective one body description,” *Phys. Rev. D* **85** (2012) 124034, [arXiv:1202.3565 \[gr-qc\]](#). (Cited on page 160.)
- [531] J. Steinhoff and D. Puetzfeld, “Influence of internal structure on the motion of test bodies in extreme mass ratio situations,” *Phys. Rev. D* **86** (2012) 044033, [arXiv:1205.3926 \[gr-qc\]](#). (Cited on page 160.)
- [532] T. Damour and A. Nagar, “Relativistic tidal properties of neutron stars,” *Phys. Rev. D* **80** (2009) 084035, [arXiv:0906.0096 \[gr-qc\]](#). (Cited on page 160.)
- [533] T. Binnington and E. Poisson, “Relativistic theory of tidal Love numbers,” *Phys. Rev. D* **80** (2009) 084018, [arXiv:0906.1366 \[gr-qc\]](#). (Cited on page 160.)
- [534] B. Kol and M. Smolkin, “Black hole stereotyping: induced gravito-static polarization,” *JHEP* **1202** (2012) 010, [arXiv:1110.3764 \[hep-th\]](#). (Cited on page 160.)
- [535] N. Gürlebeck, “No-hair theorem for black holes in astrophysical environments,” *Phys. Rev. Lett.* **114** (2015) 151102, [arXiv:1503.03240 \[gr-qc\]](#). (Cited on page 160.)
- [536] A. Le Tiec, M. Casals, and E. Franzin, “Tidal Love numbers of kerr black holes,” *Phys. Rev. D* **103** (2020) 084021, [arXiv:2010.15795 \[gr-qc\]](#). (Cited on page 160.)
- [537] A. Le Tiec and M. Casals, “Spinning black holes fall in Love,” *Phys. Rev. Lett.* **126** (2021) 131102, [arXiv:2007.00214 \[gr-qc\]](#). (Cited on page 160.)
- [538] P. Landry and E. Poisson, “Tidal deformation of a slowly rotating material body: External metric,” *Phys. Rev. D* **91** (2015) 104018, [arXiv:1503.07366 \[gr-qc\]](#). (Cited on page 160.)



- [539] P. Landry and E. Poisson, “Gravitomagnetic response of an irrotational body to an applied tidal field,” *Phys. Rev. D* **91** (2015) 104026, [arXiv:1504.06606 \[gr-qc\]](#). (Cited on page 160.)
- [540] P. Pani, L. Gualtieri, A. Maselli, and V. Ferrari, “Tidal deformations of a spinning compact object,” *Phys. Rev. D* **92** (2015) 024010, [arXiv:1503.07365 \[gr-qc\]](#). (Cited on page 160.)
- [541] P. Pani, L. Gualtieri, and V. Ferrari, “Tidal Love numbers of a slowly spinning neutron star,” *Phys. Rev. D* **92** (2015) 124003, [arXiv:1509.02171 \[gr-qc\]](#). (Cited on page 160.)
- [542] P. Landry, “Tidal deformation of a slowly rotating material body: Interior metric and Love numbers,” *Phys. Rev. D* **95** (2017) 124058, [arXiv:1703.08168 \[gr-qc\]](#). (Cited on page 160.)
- [543] S. Chakrabarti, T. Delsate, and J. Steinhoff, “New perspectives on neutron star and black hole spectroscopy and dynamic tides,” (2013) , [arXiv:1304.2228 \[gr-qc\]](#). (Cited on page 160.)
- [544] J. Steinhoff, T. Hinderer, A. Buonanno, and A. Taracchini, “Dynamical tides in general relativity: Effective action and effective-one-body Hamiltonian,” *Phys. Rev. D* **94** (2016) 104028, [arXiv:1608.01907 \[gr-qc\]](#). (Cited on page 160.)
- [545] J. Katz, “A note on energy extremal properties for rotating stars in general relativity,” *Journal of Physics A: General Physics* **5** no. 6, (1972) 781. (Cited on page 161.)
- [546] D. Bini and T. Damour, “Gravitational self-force corrections to two-body tidal interactions and the effective one-body formalism,” *Phys. Rev. D* **90** (2014) 124037, [arXiv:1409.6933 \[gr-qc\]](#). (Cited on page 169.)
- [547] A. G. Shah and A. Pound, “Linear-in-mass-ratio contribution to spin precession and tidal invariants in Schwarzschild spacetime at very high post-Newtonian order,” *Phys. Rev. D* **91** (2015) 124022, [arXiv:1503.02414 \[gr-qc\]](#). (Cited on page 169.)
- [548] A. Einstein, *Geometry and experience*. Springer, Berlin, 1921. (Cited on page 171.)
- [549] A. Weinstein, *Lectures on symplectic manifolds*. No. 29. American Mathematical Soc., 1977. (Cited on page 172.)
- [550] J.-M. Souriau, “La structure symplectique de la mécanique décrite par Lagrange en 1811,” *Mathématiques et sciences humaines* **94** (1986) 45–54. (Cited on pages 172 and 263.)
- [551] R. Howe, “The classical groups and invariants of binary forms,” *The mathematical heritage of Hermann Weyl* **48** (1988) 133–166. (Cited on page 172.)
- [552] V. Arnold, “Lobachevsky triangle altitudes theorem as the jacobi identity in the lie algebra of quadratic forms on symplectic plane,” *Journal of Geometry and Physics* **53** no. 4, (2005) 421–427. (Cited on page 172.)

- [553] N. V. Ivanov, “Arnol’d, the jacobi identity, and orthocenters,” *The American Mathematical Monthly* **118** no. 1, (2011) 41–65. (Cited on page 172.)
- [554] V. B. Braginsky, A. G. Polnarev, and K. S. Thorne, “Foucault pendulum at the south pole: proposal for an experiment to detect the earth’s general relativistic gravitomagnetic field,” *Physical Review Letters* **53** no. 9, (1984) 863. (Cited on page 177.)
- [555] M. I. Krivoruchenko, “Rotation of the swing plane of Foucault’s pendulum and thomas spin precession: two sides of one coin,” *Physics-Uspekhi* **52** no. 8, (2009) 821, [arXiv:0805.1136](https://arxiv.org/abs/0805.1136) [nucl-th]. (Cited on page 177.)
- [556] J. Sommeria, “Foucault and the rotation of the earth,” *Comptes Rendus Physique* **18** no. 9-10, (2017) 520–525. (Cited on page 177.)
- [557] L. Defossez, “Les savants du XVIIe siècle et la mesure du temps.,” *Lausanne* (1946) . (Cited on pages 177, 178, and 185.)
- [558] I. Vardi and S. Henein, “À la recherche du temps précis: la découverte de l’oscillateur.,” (Cited on pages 177, 185, and 186.)
- [559] P. Mohazzabi, S. P. Shankar, *et al.*, “Damping of a simple pendulum due to drag on its string,” *Journal of Applied Mathematics and Physics* **5** no. 01, (2017) 122. (Cited on page 177.)
- [560] S. Drake, “Galileo’s Discovery of the Law of Free Fall,” *Scientific American* **228** no. 5, (May, 1973) 84–92. (Cited on page 177.)
- [561] P. Ariotti, “Galileo on the Isochrony of the Pendulum,” *Isis* **59** no. 4, (1968) 414–426. (Cited on pages 177 and 178.)
- [562] G. Galileo, *Nouvelles pensées de Galilée, mathématicien et ingénieur du Duc de Florence*. Paris, 1639. Translated and commented in French by M. Mersenne. (Cited on page 177.)
- [563] P. Palmieri, “A phenomenology of Galileo’s experiments with pendulums,” *The British Journal for the History of Science* **42** no. 4, (2009) 479–513. (Cited on page 178.)
- [564] R. T. Gould, “The marine chronometer: its history and development,” *Woodbridge* (1989) . (Cited on page 178.)
- [565] R. A. Nelson and M. Olsson, “The pendulum—rich physics from a simple system,” *American Journal of Physics* **54** no. 2, (1986) 112–121. (Cited on page 178.)
- [566] C. G. Carvalhaes and P. Suppes, “Approximations for the period of the simple pendulum based on the arithmetic-geometric mean,” *American Journal of Physics* **76** no. 12, (2008) 1150–1154. (Cited on page 178.)
- [567] J. G. Yoder, *Unrolling time: Christiaan Huygens and the mathematization of nature*. Cambridge University Press, 2004. (Cited on page 179.)
- [568] R. Taton, “Pascal, Blaise,” *Dictionary of Scientific Biography* **10** (1970) 330–342. (Cited on page 181.)

- [569] M. S. Mahoney, “Huygens and the pendulum: From device to mathematical relation,” in *The Growth of mathematical knowledge*, pp. 17–39. Springer, 2000. (Cited on page 181.)
- [570] P. Terra, R. de Melo e Souza, and C. Farina, “Is the tautochrone curve unique?” *American Journal of Physics* **84** no. 12, (2016) 917–923, [arXiv:1610.01006 \[physics.class-ph\]](#). (Cited on page 182.)
- [571] J. Martin, “The Helen of geometry,” *The College Mathematics Journal* **41** no. 1, (2010) 17–28. (Cited on pages 182 and 183.)
- [572] M. Hénon, “A two-dimensional mapping with a strange attractor,” in *The theory of chaotic attractors*, pp. 94–102. Springer, 1976. (Cited on page 191.)
- [573] J.-M. Alimi, R. Mohayaee, and J. Perez, “Une vie dédié aux systèmes dynamiques,” in *Michel Hénon Memoriam*, Hermann, 2016. (Cited on pages 191 and 194.)
- [574] W. Herschel, “XX. Catalogue of a second thousand of new nebulæ and clusters of stars; with a few introductory remarks on the construction of the heavens,” *Philosophical transactions of the Royal Society of London* no. 79, (1789) 212–255. (Cited on page 191.)
- [575] S. Kulkarni, P. Hut, and S. J. McMillan, “Stellar black holes in globular clusters,” *Nature* **364** no. 6436, (1993) 421–423. (Cited on page 192.)
- [576] M. Coleman Miller and D. P. Hamilton, “Production of intermediate-mass black holes in globular clusters,” *Monthly Notices of the Royal Astronomical Society* **330** no. 1, (2002) 232–240. (Cited on page 192.)
- [577] M. Morscher, B. Pattabiraman, C. Rodriguez, F. A. Rasio, and S. Umbreit, “The dynamical evolution of stellar black holes in globular clusters,” *The Astrophysical Journal* **800** no. 1, (2015) 9. (Cited on page 192.)
- [578] G. L. Harris, G. B. Poole, and W. E. Harris, “Globular clusters and supermassive black holes in galaxies: further analysis and a larger sample,” *Monthly Notices of the Royal Astronomical Society* **438** no. 3, (2014) 2117–2130. (Cited on page 192.)
- [579] E. Pancino, M. Bellazzini, G. Giuffrida, and S. Marinoni, “Globular clusters with gaia,” *Monthly Notices of the Royal Astronomical Society* **467** no. 1, (2017) 412–427. (Cited on page 192.)
- [580] H. Baumgardt, M. Hilker, A. Sollima, and A. Bellini, “Mean proper motions, space orbits, and velocity dispersion profiles of galactic globular clusters derived from gaia dr2 data,” *Monthly Notices of the Royal Astronomical Society* **482** no. 4, (2019) 5138–5155. (Cited on page 192.)
- [581] E. Vasiliev, “Proper motions and dynamics of the milky way globular cluster system from gaia dr2,” *Monthly Notices of the Royal Astronomical Society* **484** no. 2, (2019) 2832–2850. (Cited on page 192.)
- [582] M. Hénon, “L’amas isochrone: I,” *Annales d’Astrophysique* **22** (Feb., 1959) 126–139. (Cited on pages 192, 194, 199, 201, 204, 205, 215, and 250.)

- [583] M. Hénon, “L’amas isochrone: II. Le calcul des orbites,” *Annales d’Astrophysique* **22** (Feb., 1959) 491–498. (Cited on pages [192](#), [193](#), and [194](#).)
- [584] M. Hénon, “L’amas isochrone: III. Fonction de distribution,” *Annales d’Astrophysique* **23** (Feb., 1960) 474–477. (Cited on pages [192](#) and [194](#).)
- [585] J. Binney, “Hénon’s Isochrone Model,” *arXiv e-prints* (2014) , [arXiv:1411.4937](#). (Cited on page [192](#).)
- [586] C. McGill and J. Binney, “Torus construction in general gravitational potentials,” *Monthly Notices of the Royal Astronomical Society* **244** (June, 1990) 634–645. (Cited on pages [194](#) and [243](#).)
- [587] A. Simon-Petit, J. Perez, and G. Plum, “The status of isochrony in the formation and evolution of self-gravitating systems,” *Monthly Notices of the Royal Astronomical Society* **484** no. 4, (2019) 4963–4971, [arXiv:1902.01095](#). (Cited on page [194](#).)
- [588] A. Simon-Petit, J. Perez, and G. Duval, “Isochrony in 3D Radial Potentials. From Michel Hénon’s Ideas to Isochrone Relativity: Classification, Interpretation and Applications,” *Communications in Mathematical Physics* **363** (2018) 605–653, [arXiv:1804.11282](#). (Cited on pages [194](#), [195](#), [196](#), [205](#), [215](#), [216](#), [217](#), [225](#), [232](#), [250](#), [261](#), [269](#), and [295](#).)
- [589] D. Lynden-Bell, “Variations on the theme of michel Hénon’s isochrone,” *arXiv preprint arXiv:1411.4926* (2014) . (Cited on page [195](#).)
- [590] J. Binney and S. Tremaine, *Galactic Dynamics*. Princeton University Press, Princeton, second ed., 2008. (Cited on pages [195](#), [244](#), [246](#), [249](#), and [292](#).)
- [591] N. Evans, P. De Zeeuw, and D. Lynden-Bell, “The flattened isochrone,” *Monthly Notices of the Royal Astronomical Society* **244** (1990) 111–129. (Cited on page [195](#).)
- [592] J. Binney, “Self-consistent flattened isochrones,” *Monthly Notices of the Royal Astronomical Society* **440** no. 1, (2014) 787–798. (Cited on page [195](#).)
- [593] S. Chandrasekhar, “Stochastic problems in physics and astronomy,” *Reviews of modern physics* **15** no. 1, (1943) 1. (Cited on page [195](#).)
- [594] F. Santos, V. Soares, and A. Tort, “Determination of the apsidal angles and Bertrand’s theorem,” *Physical Review E* **79** no. 3, (2009) 036605, [arXiv:0809.2069](#). (Cited on page [205](#).)
- [595] T. Heath, *The Works of Archimedes*. Dover Publications Inc., New-York, 2002. (Cited on page [205](#).)
- [596] S. Stein, *Archimedes: What Did He Do Beside Cry Eureka?* The Mathematical Association of America, Washington, 1999. (Cited on page [205](#).)
- [597] À. Bényi, P. Szeptycki, and F. V. Vleck, “A generalized archimedean property,” *Real Anal. Exchange* **29** no. 2, (2003) 881–889. (Cited on page [205](#).)
- [598] H. Poincaré, *Les méthodes nouvelles de la mécanique céleste, Tome 1-3*. Gauthiers-Villard, Paris, 1892-99. (Cited on page [243](#).)

- [599] A. Chenciner, “Poincaré and the three-body problem,” *Séminaire Poincaré XVI* (2012) 45–133. (Cited on page 243.)
- [600] S. M. Borisovich, “The classical KAM theory at the dawn of the twenty-first century,” *Moscow Mathematical Journal* **3** no. 3, (2003) 1113–1144. (Cited on page 243.)
- [601] D. Boccaletti and G. Pucacco, *Theory of orbits 1 : integrable systems and non perturbative methods*. Springer - Astronomy & Astrophysics Library, Heidelberg, 2003. (Cited on pages 243 and 250.)
- [602] A. Chenciner, “Poincaré and the three-body problem,” in *Henri Poincaré, 1912–2012*, pp. 51–149. Springer, 2015. (Cited on pages 244 and 252.)
- [603] J. Féjoz, “On action-angle coordinates and the Poincaré coordinates,” *Regular and Chaotic Dynamics* **18** no. 6, (2013) 703–718. (Cited on page 244.)
- [604] H. Hofer and E. Zehnder, *Symplectic invariants and Hamiltonian dynamics*. Birkhäuser, 2012. (Cited on pages 250, 252, and 253.)
- [605] D. Boccaletti and G. Pucacco, *Theory of Orbits : Volume 2: Perturbative and Geometrical Methods*. Springer - Astronomy & Astrophysics Library, Heidelberg, 2004. (Cited on page 250.)
- [606] G. Pinzari, “Aspects of the planetary Birkhoff normal form,” *Regular and Chaotic Dynamics* **18** no. 6, (Nov, 2013) 860–906, [arXiv:1310.0181](https://arxiv.org/abs/1310.0181). (Cited on page 250.)
- [607] B. Grébert, “Birkhoff normal form and Hamiltonian pdes,” 2007. (Cited on page 250.)
- [608] J. Féjoz and L. Kaczmarek, “Sur le théorème de Bertrand (d’après Michael Herman),” *Ergodic Theory and Dynamical Systems* **24** no. 5, (2004) 1583–1589. (Cited on pages 251, 257, 258, 261, and 297.)
- [609] J. Féjoz, “Démonstration du théorème d’Arnold sur la stabilité du système planétaire (d’après Herman),” *Ergodic Theory and Dynamical Systems* **24** no. 5, (2004) 1521–1582. (Cited on pages 251 and 258.)
- [610] L. Chierchia and G. Pinzari, “Planetary Birkhoff normal forms,” *Journal of Modern Dynamics* **5** no. 4, (2011) 623–664. (Cited on pages 251 and 258.)
- [611] A. Chenciner, *La dynamique au voisinage d’un point fixe elliptique conservatif: de Poincaré et Birkhoff à Aubry et Mather*. Éditeur inconnu, 1984. (Cited on page 252.)
- [612] G. D. Birkhoff, “Stability and the equations of dynamics,” *American Journal of Mathematics* **49** no. 1, (1927) 1–38. <http://www.jstor.org/stable/2370769>. (Cited on page 252.)
- [613] M. Antonowicz, “On the freedom of choice of the action-angle variables for Hamiltonian systems,” *Journal of Physics A: Mathematical and General* **14** no. 5, (May, 1981) 1099–1106. (Cited on pages 253 and 296.)
- [614] P. Iglesias, “Les origines du calcul symplectique chez Lagrange,” *Enseignement Mathématique* **44** (1998) 257–278. (Cited on page 263.)

- [615] P. Iglesias, “Le mystère de la lettre H,” <http://math.huji.ac.il/~piz/documents/LMLH.pdf>. (Cited on page 263.)
- [616] J. Perez, “La clé du mystère de la lettre H ?,” *Images des Mathématiques* (2014) . <http://images.math.cnrs.fr/La-cle-du-mystere-de-la-lettre-H.html>. (Cited on page 264.)
- [617] Q. Henry, G. Faye, and L. Blanchet, “Tidal effects in the equations of motion of compact binary systems to next-to-next-to-leading post-newtonian order,” *Physical Review D* **101** no. 6, (2020) 064047, [arXiv:1912.01920](https://arxiv.org/abs/1912.01920) [gr-qc]. (Cited on page 268.)
- [618] K. Chatziioannou, “Neutron-star tidal deformability and equation-of-state constraints,” *General Relativity and Gravitation* **52** no. 11, (Nov., 2020) 109, [arXiv:2006.03168](https://arxiv.org/abs/2006.03168) [gr-qc]. (Cited on page 268.)
- [619] T. Dietrich, T. Hinderer, and A. Samajdar, “Interpreting binary neutron star mergers: describing the binary neutron star dynamics, modelling gravitational waveforms, and analyzing detections,” [arXiv:2004.02527](https://arxiv.org/abs/2004.02527) [gr-qc]. (Cited on page 268.)
- [620] E. R. Most, L. R. Weih, L. Rezzolla, and J. Schaffner-Bielich, “New constraints on radii and tidal deformabilities of neutron stars from GW170817,” *Phys. Rev. Lett.* **120** (2018) 261103, [arXiv:1803.00549](https://arxiv.org/abs/1803.00549) [gr-qc]. (Cited on page 268.)
- [621] B. P. Abbott *et al.* (LIGO Scientific Collaboration and Virgo Collaboration), “GW170817: Measurements of neutron star radii and equation of state,” *Phys. Rev. Lett.* **121** (2018) 161101, [arXiv:1805.11581](https://arxiv.org/abs/1805.11581) [gr-qc]. (Cited on page 268.)
- [622] C. MacDuffee, “Euclidean invariants of second degree curves,” *The American Mathematical Monthly* **33** no. 5, (1926) 243–252. (Cited on page 269.)
- [623] D. E. Rowe, “Einstein’s gravitational field equations and the Bianchi identities,” *The Mathematical Intelligencer* **24** no. 4, (2002) 57–66. (Cited on page 275.)
- [624] H. Vermeil, “Notiz über das mittlere krümmungsmaß einer n-fach ausgedehnten riemann’schen mannigfaltigkeit,” *Nachrichten von der Gesellschaft der Wissenschaften zu Göttingen, Mathematisch-Physikalische Klasse* **1917** no. 3, (1917) 334–344. (Cited on page 275.)
- [625] J. Renn and M. Schemmel, “Gravitation in the twilight of classical physics: An introduction,” in *The Genesis of General Relativity*, pp. 926–944. Springer, 2007. (Cited on page 275.)
- [626] H. Weyl, *Space, time, matter*. Dutton, 1922. (Cited on pages 275 and 276.)
- [627] E. Cartan, “Sur les équations de la gravitation d’Einstein,” *Journal de Mathématiques pures et appliquées* **1** (1922) 141–204. (Cited on page 275.)
- [628] D. Lovelock, “Divergence-free tensorial concomitants,” *Aequationes mathematicae* **4** no. 1, (1970) 127–138. (Cited on page 276.)
- [629] D. Lovelock, “The Einstein tensor and its generalizations,” *Journal of Mathematical Physics* **12** no. 3, (1971) 498–501. (Cited on page 276.)

- [630] D. Lovelock, “The four-dimensionality of space and the Einstein tensor,” *Journal of Mathematical Physics* **13** no. 6, (1972) 874–876. (Cited on page 276.)
- [631] A. Navarro and J. Navarro, “Lovelock’s theorem revisited,” *Journal of Geometry and Physics* **61** no. 10, (2011) 1950–1956, [arXiv:1005.2386 \[math-ph\]](https://arxiv.org/abs/1005.2386). (Cited on page 276.)
- [632] J. L. Synge, *Relativity: The general theory*. Interscience Publishers, New York, 1960. (Cited on page 277.)
- [633] B. Martelli, *An introduction to geometric topology*. CreateSpace Independent Publishing Platform, 2016. [arXiv:1610.02592](https://arxiv.org/abs/1610.02592). (Cited on page 296.)
- [634] J. Stillwell, *Mathematics and Its History*. Springer-Verlag New York, 2010. (Cited on pages 308 and 309.)
- [635] J. Sesiano, *Une introduction à l’histoire de l’algèbre: Résolution des équations des Mésopotamiens à la Renaissance –transl. by A. Pierrehumbert*. Presses Polytechniques et Universitaires Romandes, 1999. (Cited on page 308.)
- [636] R. Descartes, *La Géométrie*. 1637. <https://www.gutenberg.org/ebooks/26400>. (Cited on page 308.)
- [637] J. Mazur, *Enlightening Symbols*. Princeton Univeristy Press, Princeton, United States of America, 2014. (Cited on page 308.)
- [638] J.-L. Lagrange, “Réflexions sur la résolution algébrique des équations,” 1770,1771. <http://gallica.bnf.fr/ark:/12148/bpt6k229222d/f206>. (Cited on page 308.)
- [639] P. Ruffini, “Teoria generale delle equazioni in cui si dimostra impossibile la soluzione algebraica delle equazioni generale di grade superiore al quarto.” 1799. [https://archive.org/details/bub\\_gb\\_LNU2AAAAMAAJ/page/n13/mode/2up](https://archive.org/details/bub_gb_LNU2AAAAMAAJ/page/n13/mode/2up). (Cited on page 308.)
- [640] N. H. Abel, “Mémoire sur les équations algébriques, où l’on démontre l’impossibilité de la résolution de l’équation générale du cinquième degré,” 1824. [https://www.abelprisen.no/nedlastning/verker/oeuvres\\_1881\\_del1/oeuvres\\_completes\\_de\\_abel\\_nouv\\_ed\\_1\\_kap03\\_opt.pdf](https://www.abelprisen.no/nedlastning/verker/oeuvres_1881_del1/oeuvres_completes_de_abel_nouv_ed_1_kap03_opt.pdf). (Cited on page 308.)
- [641] N. H. Abel, “Démonstration de l’impossibilité de la résolution algébrique des équations générales qui passent le quatrième degré,” 1826. [https://www.abelprisen.no/nedlastning/verker/oeuvres\\_1839/oeuvres\\_completes\\_de\\_abel\\_1\\_kap02\\_opt.pdf](https://www.abelprisen.no/nedlastning/verker/oeuvres_1839/oeuvres_completes_de_abel_1_kap02_opt.pdf). (Cited on page 308.)
- [642] É. Galois, “Analyse d’un mémoire sur la résolution algébrique des équations,” *Bulletin des Sciences Mathématiques* (1830) 271. <https://ia802707.us.archive.org/31/items/uvresmathmatiqu00frangoog/uvresmathmatiqu00frangoog.pdf>. (Cited on page 308.)
- [643] “Online youtube video.” [Katz’ personal website](#). (Cited on pages 309 and 322.)
- [644] B. K. Spearman and K. S. Williams, “Characterization of solvable quintics  $x^5 + ax + b$ ,” *The American mathematical monthly* **101** no. 10, (1994) 986–992. (Cited on page 321.)

- 
- [645] L. Goldmakher, “Arnold’s elementary proof of the unsolvability of the quintic.” <https://web.williams.edu/Mathematics/lg5/394/ArnoldQuintic.pdf>. (Cited on page 322.)
- [646] F. Akalin, “Why is the quintic unsolvable?” <https://www.akalin.com/quintic-unsolvability>. (Cited on page 322.)
- [647] H. Zoladek, “The topological proof of Abel-Ruffini’s theorem.” <https://www.tmna.ncu.pl/static/files/v16n2-02.pdf>. (Cited on page 322.)
- [648] V. Alekseev, *Abel’s Theorem in Problems and Solutions*. Kluwer Academic Publishers, 2004. <https://www.maths.ed.ac.uk/~v1ranick/papers/abel.pdf>. (Cited on page 322.)





**Titre** Première Loi de la Mécanique en Relativité Générale & Orbites Isochrones en Gravitation Newtonienne

**Résumé** La première partie de cette thèse se place dans le contexte du problème à deux corps en relativité générale. Nous établissons une identité variationnelle appelée “Première Loi de la Mécanique” qui fait le lien entre différents paramètres physiques caractérisant un système binaire d’objets compacts comme son énergie de liaison et son moment cinétique total, aux propriétés des corps, comme leur masse ou leur rotation propre. Notre résultat se base sur le modèle du “squelette gravitationnel” poussé à l’ordre quadrupolaire, combiné avec une généralisation d’une identité variationnelle établie pour des espaces-temps dotés d’une isométrie helicoidale pour décrire des orbites circulaires. Nous présentons également un tour d’horizon des modèles de squelettes gravitationnels et des différentes premières lois existant dans la littérature, et discutons des applications et de l’impact de la première loi à l’ordre quadrupolaire dans le contexte de l’astronomie gravitationnelle. La seconde partie de la thèse concerne un problème de gravitation Newtonienne, dans lequel il est question d’une classe particulière de potentiels gravitationnels appelés “potentiels isochrones”. Ceux-ci, introduits dans les années 1950 par Michel Hénon, sont défini par la propriété que toute particule test y orbite avec une période radiale indépendante de son moment cinétique. Après avoir établi une classification complète de cette classe de potentiels, nous explorons la dynamique qu’ils génèrent et donnons une solution analytique des équations du mouvement exclusivement à l’aide d’outils géométriques. Puis, nous proposons une revisite du problème sous l’angle de la mécanique Hamiltonienne, permettant ainsi de voir avec un angle nouveaux certains résultats de mécanique classique, comme l’équation de Kepler, le théorème de Bertrand et les lois de Kepler, et de généraliser ceux-ci à tout orbite isochrone. Enfin, en calculant le forme normale de Birkhoff du système, nous donnons une démonstration purement mécanique du théorème fondamental de l’isochronie, basée sur l’étude des invariants de Birkhoff du système.

**Mots-clés** relativité générale ; ondes gravitationnelles ; objets compacts ; gravitation classique ; mécanique hamiltonienne ; lois de Kepler ; isochronie.

**Laboratoire** Laboratoire Univers et Théories, Observatoire de Paris, Université PSL, CNRS, Université de Paris, Sorbonne Paris Cité, 92190 Meudon, France & Laboratoire de Mathématiques Appliquées, ENSTA Paris, Institut Polytechnique de Paris, 91120 Palaiseau, France

Ce document a été préparé à l’aide du logiciel de composition typographique  $\text{\LaTeX}$ .



**Title** The First Law of Mechanics in General Relativity & Isochrone Orbits in Newtonian Gravity

**Abstract** The first part of the thesis focuses on the relativistic, two-body problem in the context of general relativity. More precisely, we derive a variational identity known as the “First Law of Mechanics” that relates physical parameters of a binary system of compact objects, such as its total energy and angular momentum, to the characteristics of the objects themselves, such as their masses and spins. Our derivation is based on the gravitational skeleton formalism for compact objects at quadrupolar order, combined with an extended version of a general variational identity established for spacetimes endowed with a helical isometry describing circular orbits. We also propose a review of the various multipolar skeleton models and the different types of First Laws that exist in the literature, and discuss applications and physical implications of our results in the context of gravitational wave astronomy. The second part of the thesis deals with a classical problem of potential theory, in Newtonian gravity. In particular, we continue the exploration of isochrone potentials, introduced in the fifties by Michel Hénon. These potentials are defined by the property that any test particle orbits within it with a radial period that is independent of its angular momentum. After a complete classification of the isochrone potentials using nothing but euclidean geometry, we explore the dynamics in these potentials by classifying their orbits, providing analytical solutions to the equation of motion. Using a Hamiltonian treatment, we also derive action-angle coordinates for the isochrone problem, providing new insight of several well-known result of classical celestial mechanics to all isochrone orbits, such as the Kepler equation, Bertrand’s theorem and Kepler’s laws of motion, and a generalization of these to all isochrone orbits. Finally, we compute the Birkhoff normal form of the corresponding Hamiltonian for a generic potential, and derive the fundamental theorem of isochrony from the inspection of the Birkhoff invariants of the system.

**Keywords** general relativity; gravitational waves; compact objects; classical gravity; Hamiltonian mechanics; Kepler’s laws; isochrony.

**Laboratory** Laboratoire Univers et Théories, Paris Observatory, PSL Research University , CNRS, Paris University, Sorbonne Paris Cité, 92190 Meudon, France & Laboratoire de Mathématiques Appliquées, ENSTA Paris, Institut Polytechnique de Paris, 91120 Palaiseau, France

This document was prepared using the  $\text{\LaTeX}$  typesetting system.

