



HAL
open science

ANALYSIS OF LASING TRANSITIONS IN A LASER-PRODUCED SELENIUM PLASMA

S. Jacquemot, E. Berthier, M. Vuillemin, M. Cornille

► **To cite this version:**

S. Jacquemot, E. Berthier, M. Vuillemin, M. Cornille. ANALYSIS OF LASING TRANSITIONS IN A LASER-PRODUCED SELENIUM PLASMA. Journal de Physique Colloques, 1986, 47 (C6), pp.C6-339-C6-344. 10.1051/jphyscol:1986642 . jpa-00225886

HAL Id: jpa-00225886

<https://hal.science/jpa-00225886>

Submitted on 4 Feb 2008

HAL is a multi-disciplinary open access archive for the deposit and dissemination of scientific research documents, whether they are published or not. The documents may come from teaching and research institutions in France or abroad, or from public or private research centers.

L'archive ouverte pluridisciplinaire **HAL**, est destinée au dépôt et à la diffusion de documents scientifiques de niveau recherche, publiés ou non, émanant des établissements d'enseignement et de recherche français ou étrangers, des laboratoires publics ou privés.

ANALYSIS OF LASING TRANSITIONS IN A LASER-PRODUCED SELENIUM PLASMA

S. JACQUEMOT, E. BERTHIER, M. VUILLEMIN and M. CORNILLE*

*Commissariat à l'Energie Atomique, Centre d'Etudes de
Limeil-Valenton, B.P. n° 27, F-94190 Villeneuve-Saint-Georges,
France*

**Processus Atomiques et Moléculaires en Astrophysique (UA 812),
Observatoire de Meudon, F-92195 Meudon, France*

RESUME - Des calculs de forces de collision et de taux de desexcitation radiative ont été effectués pour 8 configurations ($1s^2 2s^2 2p^6$, $2p^5 3l$ et $4l'$, si $l=0,1,2$ et $l'=0,1,2,3$) du selenium neoïde (Se XXV). A partir de ces données atomiques ont été calculées les différentes populations des niveaux décrivant un plasma de selenium produit par laser en fonction de l'évolution hydrodynamique de celui-ci.

L'analyse de ces populations a permis de mettre en évidence l'existence d'inversions et de transitions "lasantes", en particulier entre les configurations $2p^5 3p - 3s$, $4p - 3d$ et $4f - 3d$.

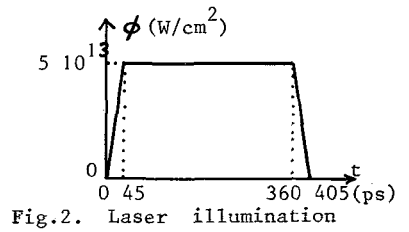
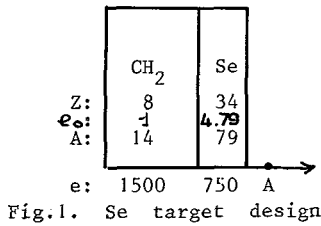
ABSTRACT - We present calculations of electron impact collision strengths and spontaneous radiative decay rates for 8 neon-like selenium (Se XXV) configurations ($1s^2 2s^2 2p^6$, $2p^5 3l$ and $4l'$, $l = 0, 1, 2$ and $l' = 0, 1, 2, 3$).

From these atomic data the level populations are calculated in a laser produced selenium plasma as a function of its time-evolving hydrodynamical profile (electron temperature and density).

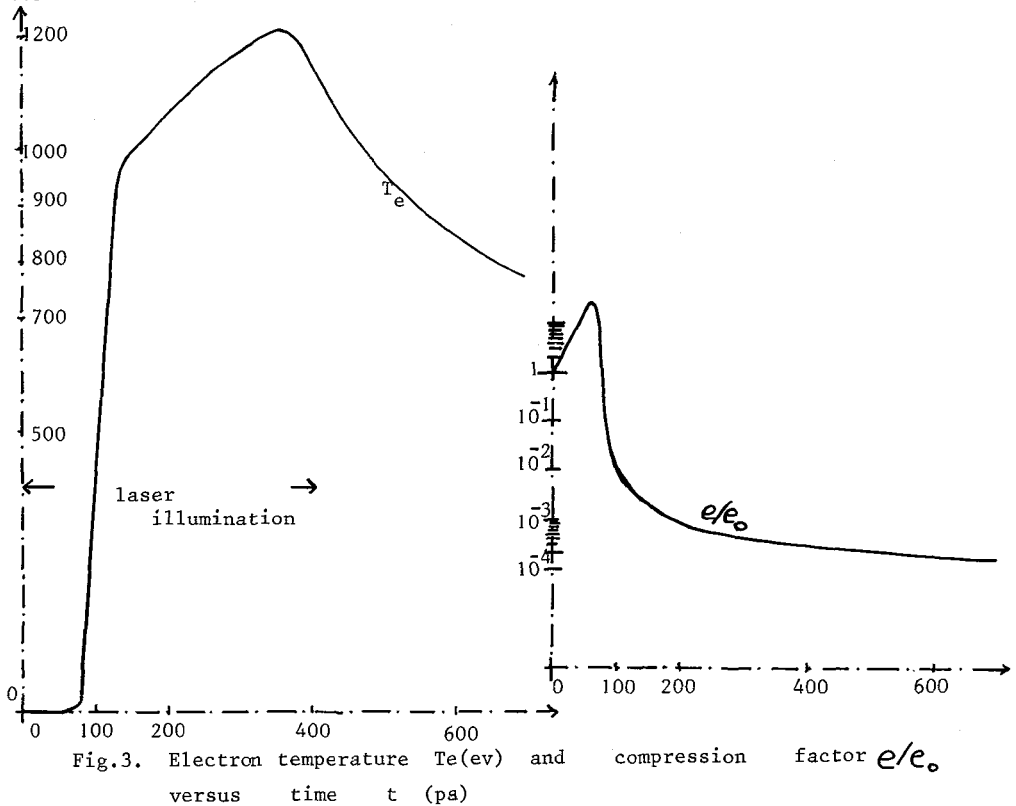
The analysis of these populations involves the existence of lasing transitions, especially between the $2p^5 3p$ and $3s$ configurations, but also between the $4p$ and $3d$, or $4f$ and $3d$ one.

Hydrodynamical plasma conditions

According to the L.L.N.L. X-ray laser experiments /1/, we decide to study a thin Se foil (750Å deposited on 1500Å of solid CH₂: Fig.1). This target was irradiated by a single beam of a 0.53 μm laser light, with a $5 \cdot 10^{13}$ W/cm², 315ps flat-topped illumination (Fig.2).



The hydrodynamical 1-D code CHIVAS/2/, coupled with the ionization model CORINNE /3/, allows us to describe the temporal plasma evolution (Fig.3). The laser energy is supposed absorbed by inverse Bremsstrahlung and by a local deposition of 10% at the laser cut-off density. A heat-flux limiter equal to 0.05 is taken into account.



Atomic structure calculations

An atomic model of highly ionized selenium has been constructed. It includes the six most relevant configurations of Se XXV: the ground state $1s^2 2s^2 2p^6$ and the $n = 3 - n = 4$ configurations $1s^2 2s^2 2p^5 3l$ and $4l'$ (for $l=0, 1, 2$ and $l' = 0, 1, 2, 3$), which represent 65 levels in LSJ coupling. The excited

levels above 4f through n=9 are consolidated by principal quantum numbers. This plasma model is completed by the ground states of the other ionization stages, consolidated by seven n-levels.

The 328 various states are coupled by electron collisional excitation and de-excitation, spontaneous radiative decay, collisional ionization and three-body, radiative or dielectronic recombination.

The main atomic problem becomes the determination of configuration interaction wavefunctions and energies from which can be deduced the different needed parameters. The energy levels, statistical weights and spontaneous radiative probabilities are calculated in LSJ coupling by the SUPERSTRUCTURE computer code /4/ which derives from a relativistic modified Thomas-Fermi statistical potential approximation and assumes wavefunctions as linear combinations of Slater determinants, developed on a basis of the four mono-electronic orbitals s, p, d and f. The scaling parameters of the potential are obtained by a minimization procedure based upon some selected neonlike configurations : $1s^2 2s^2 2p^6$ and $2p^5 3l$ ($l=0,1,2$).

$$A_s = 1.1727$$

$$A_p = 1.0873$$

$$A_d = A_f = 1.0963$$

The scattering problem was carried out in a distorted wave approximation using the computer package SUPERSTRUCTURE + DW + JJOM /5/, an electron-collision cross-section program which calculates collision strengths, in fine-structure coupling, versus incident electron energy (here, 160 Rydbergs). The contribution to these strengths from high partial waves ($l > 20$) is taken into account in a Coulomb-Bethe approximation. The main collision strengths at 160 Rydbergs (Ω), radiative probabilities (A , in s^{-1}) and wavelengths (λ in \AA) are represented on Fig.4.

All the hydrodynamical and atomic data that we calculate in the first part of this analysis are then introduced in the LIMEIL computer code LASIX /6/.

This program first determines the temporal evolution of the plasma : the average charge \bar{Z} , the rates $r(z)$ of the different existent ions (where z is the nuclear charge of the studied ion), and the electron density n_e (Fig.5).

After the end of the laser illumination, the average nuclear charge \bar{Z} may be considered as constant :

$$\bar{Z} = 25.70$$

and four ionization degrees prevail in the plasma :

$$z = 28 \text{ (N)} - z = 27 \text{ (O)} - z = 26 \text{ (F)} - z = 25 \text{ (Ne)}$$

with a predominance of the oxygenlike and fluorinelike ions, which explains the importance that the different recombination processes take in the determination of

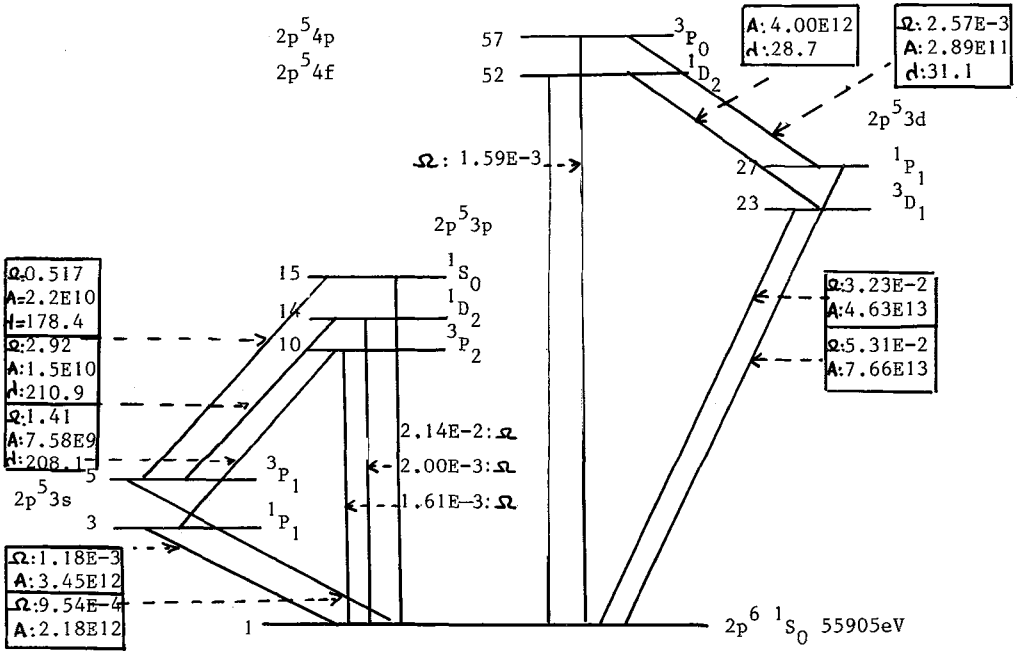


Fig. 4 . Lasing scheme and main atomic data

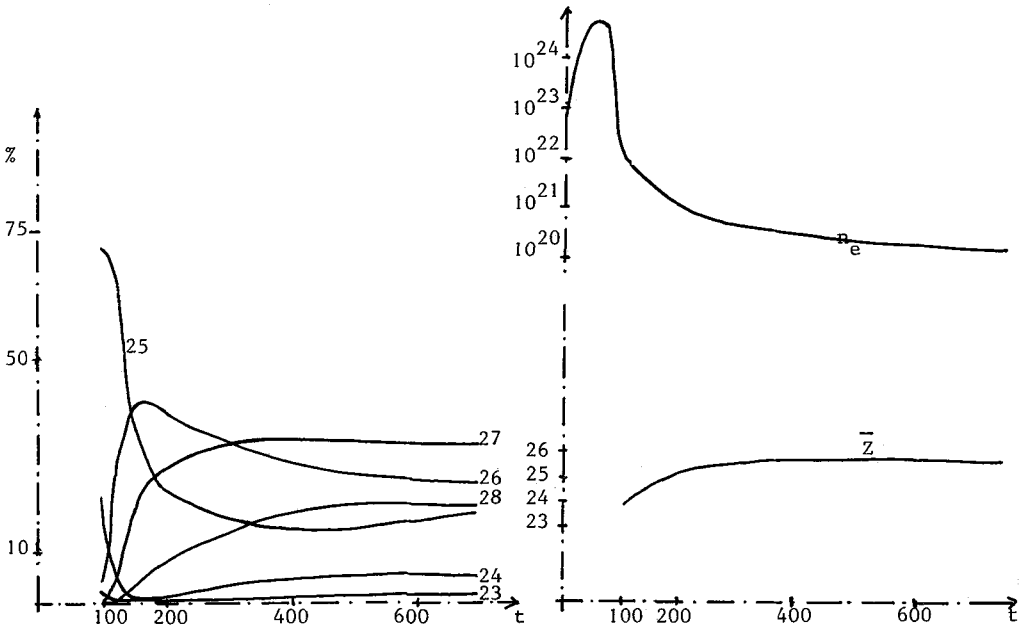


Fig. 5 . Temporal evolution of the different nuclear charges in the selenium plasma and of the electron density n_e (cm $^{-3}$) versus time t (ps).

the ionization balance and of the detailed level populations .

Then , LASIX solves the set of coupled equations :

$$\frac{dP_i}{dt} = - P_i \left(\sum_{j < i} (A_{ij} + n_e C_{ij}^d) + n_e \sum_{j > i} C_{ij}^e + X \right) + \sum_{j > i} P_j (A_{ji} + n_e C_{ji}^d) + n_e \sum_{j < i} C_{ji}^e + Y$$

where X and Y represent the contribution of the ionization-recombination processes in the population and depopulation of the i^{th} level (P_i) . C_{ij} is the collisional excitation (e) (or de-excitation (d)) rate coefficient .

The formulation of these rate coefficients is classical :

C_{ij} is a function of the collisional strength Ω_{ji} :

$$C_{ij}^d = 8.015 \cdot 10^{-8} \Omega_{ji} / g_i T_e^{-1/2} \quad (\text{cm}^3 \text{s}^{-1}; \text{eV})$$

g_i being the statistical weight of the i^{th} level , while collisional ionization and radiative recombination rate coefficients derive from semi-empirical formulae (Lotz /7/ and Seaton /8/) . The dielectronic recombination rate coefficient has been previously determined (/9/) .

The calculated populations can be represented per unit statistical weight to show the existence of the classical inversions 3p - 3s but also of 4 - 3 one (Fig. 6) . The gain coefficient for these lasing transitions is supposed to be given , if Doppler broadening is the main source of line broadening , by :

$$\alpha = 1.437 \cdot 10^{-7} T_e^{-1/2} \lambda_{ij}^3 A_{ij} g_i \left(\frac{P_i}{g_i} - \frac{P_j}{g_j} \right) \quad (\text{cm}^{-1}, \text{Fig. 7})$$

Analysis and conclusion

The short-wavelength transitions (with change of principal quantum number) present , in such described hydrodynamical plasma conditions , gains never exceeding 0.1 cm^{-1} and therefore are not interesting as X-ray laser possibilities . In fact , the main result of this study is the restitution of the Livermore X-ray experiments' conclusions : as far as the 3p-3s transitions in neonlike selenium are concerned , the highest gains must be expected for the $J = 2$ to $J = 1$ lines (at 206 Å and 210 Å) while the $J = 0$ to $J = 1$ transition (at 183 Å) presents a lower gain (0.25 cm^{-1}) .

In summary , it seems that , to calculate correct gains in laser-produced plasmas , it should be necessary to do accurate evaluations of dielectronic recombination rate coefficients and collision strengths and to use time-dependent models .

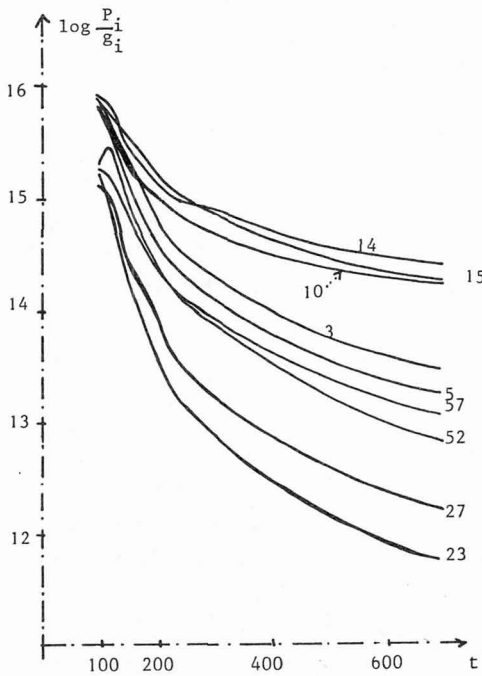


Fig. 6 . Relative level populations per unit statistical weight (cm^{-3}) versus time (ps)

(numbers 5,3,10,14,15,23,27,52 and 57 refer to Fig.4)

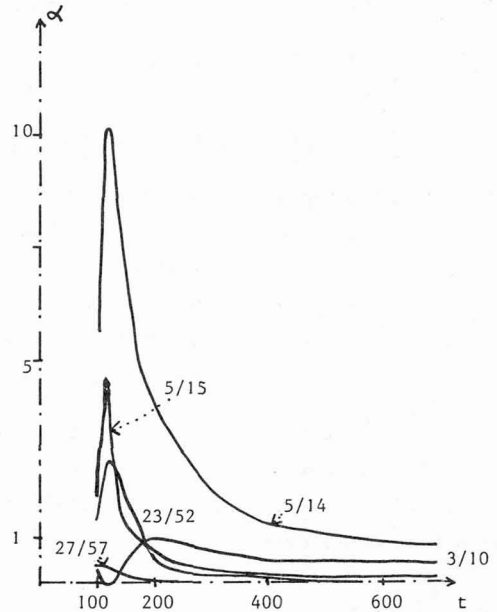


Fig. 7 . Gain coefficients (cm^{-1}) versus time (ps)

References

1. M.D. Rosen and al. ,Phys. Rev. Lett. 54,106 (1985)
2. P. Aussage,J. Faure ,C.E.A. Limeil (1981)
3. G. di Bona,D. Babonneau and al. ,XIIIth. Int. Quantum Elec. Conf. TUCC5 (1984)
4. W. Eissner,M. Jones,H. Nussbaumer ,Comp. Phys. Comm. 8,270 (1974)
5. H.E. Saraph , Comp. Phys. Comm. 3,256 (1972)
6. E. Berthier,J.F. Delpech,M. Vuillemin:preceding letter
7. W. Lotz ,Z. für Physik 220,466 (1969)
8. M.J. Seaton ,M.N.R.A.S. 119,2,81 (1959)
9. M. Cornille,J. Dubau,S. Jacquemot:following letter