



**HAL**  
open science

**EVIDENCE OF PRIMARY EVENTS IN  $^{20}\text{Ne}$ ,  $^{22}\text{Ne}$   
FRAGMENTATION FROM COINCIDENCE  
MEASUREMENTS IN  $^{20}$ ,  $^{22}\text{Ne} + ^{93}\text{Nb}$  REACTION  
AT 30 MeV/A**

A. Chbihi, R. Billerey, B. Chambon, A. Chevarier, N. Chevarier, B. Cheynis,  
D. Drain, C. Pastor, M. Stern, A. Dauchy, et al.

► **To cite this version:**

A. Chbihi, R. Billerey, B. Chambon, A. Chevarier, N. Chevarier, et al.. EVIDENCE OF PRIMARY EVENTS IN  $^{20}\text{Ne}$ ,  $^{22}\text{Ne}$  FRAGMENTATION FROM COINCIDENCE MEASUREMENTS IN  $^{20}$ ,  $^{22}\text{Ne} + ^{93}\text{Nb}$  REACTION AT 30 MeV/A. International Conference on Heavy Ion Nuclear Collisions in the Fermi Energy Domain, Hicofed 86, 1986, Caen, France. pp.C4-87-C4-90, 10.1051/jphyscol:1986409 . jpa-00225772

**HAL Id: jpa-00225772**

**<https://hal.science/jpa-00225772>**

Submitted on 4 Feb 2008

**HAL** is a multi-disciplinary open access archive for the deposit and dissemination of scientific research documents, whether they are published or not. The documents may come from teaching and research institutions in France or abroad, or from public or private research centers.

L'archive ouverte pluridisciplinaire **HAL**, est destinée au dépôt et à la diffusion de documents scientifiques de niveau recherche, publiés ou non, émanant des établissements d'enseignement et de recherche français ou étrangers, des laboratoires publics ou privés.

**EVIDENCE OF PRIMARY EVENTS IN  $^{20}\text{Ne}$ ,  $^{22}\text{Ne}$  FRAGMENTATION FROM  
COINCIDENCE MEASUREMENTS IN  $^{20,22}\text{Ne} + ^{93}\text{Nb}$  REACTION AT 30 MeV/A**

A. CHBIHI, R. BILLEREY, B. CHAMBON, A. CHEVARIER, N. CHEVARIER,  
B. CHEYNIS, D. DRAIN, C. PASTOR, M. STERN, A. DAUCHY\*,  
C. MORAND\*, A. GIORNI\*, J. ALARJA\*, J.L. CHARVET\*\*, M. MORJEAN\*,  
S. JOLY\*\*, Y. PATIN\*\*, Y. PRANAL\*\*, L. SINOPOLI\*\* and  
J.L. UZUREAU\*\*

*Institut de Physique Nucléaire (et IN2P3), Université Claude  
Bernard, Lyon-I, 43 Boulevard du 11 novembre 1918,  
F-69622 Villeurbanne Cedex, France*

*\*Institut des Sciences Nucléaires de Grenoble, (IN2P3-USTMG),  
53, Avenue des Martyrs, F-38041 Grenoble, France*

*\*\*C.E.A. Bruyères-le-Châtel, Service P2N, BP 12,  
F-91680 Bruyères-le-Châtel, France*

**Résumé** - La compétition entre différents processus primaires de réaction est mise en évidence par l'étude des coïncidences particules légères-fragment du projectile dans les réactions induites par les projectiles  $^{20}\text{Ne}$  et  $^{22}\text{Ne}$  sur  $^{93}\text{Nb}$  à 30 MeV/A. La structure du projectile joue un rôle important dans la compétition entre les mécanismes de pick-up, stripping et break-up.

**Abstract** - Evidence that primary ejectiles formation strongly depends on the projectile structure is given by comparison of  $^{20}\text{Ne} + ^{93}\text{Nb}$  and  $^{22}\text{Ne} + ^{93}\text{Nb}$  reactions at 30 MeV/A. Pick-up, stripping, break-up mechanism are identified using light particles-projectile fragments coincidence measurements.

## I - INTRODUCTION

Nuclear reaction involving excited states of the reaction fragments can generally be subdivided into the primary process and the subsequent deexcitation through light particles emission or fission. The mechanisms of transfer and break-up in  $^{20}\text{Ne}$  induced reaction have been studied for the system  $^{20}\text{Ne} + ^{197}\text{Au}$  [1] and  $^{20}\text{Ne} + ^{27}\text{Al}$  [2] at bombarding energies up to 20 MeV/A respectively. Therefore in order to check the relative importance of different dissociation phenomena, we studied the two reactions  $^{20}\text{Ne} + ^{93}\text{Nb}$  and  $^{22}\text{Ne} + ^{93}\text{Nb}$  at 30 MeV/A.

## II - EXPERIMENTAL

We performed on SARA coincidence measurements between projectile like fragments and light particles. Mass identification and energy measurements of fragments are performed using two telescopes in the range 6 to 15 degrees. In fragment coincidence measurements the fragment telescopes were set at 8.5°. The light particle (p,d,t, $\alpha$ ) are detected in a 5 to 35 degrees angular range using either a telescope (300  $\mu\text{m}$  Si detected +  $\text{BaF}_2$  scintillator) or phoswich systems.

## III - COINCIDENCE MEASUREMENTS ANALYSIS

When compared to  $^{20}\text{Ne}$  results the mean feature to underline on  $^{22}\text{Ne}$  fragmentation is the large amount of  $^{13}\text{N}$  and  $^{11}\text{B}$  isotope production and the observation of sodium isotopes. The coincidences measurements on the two systems allow to understand most of

the observed features. The relative yield for proton and alpha coincidence with projectile like fragments is given on **figure 1**.

Let us first concentrate on  $^{20}\text{Ne}$  induced reaction. The deexcitation of the  $^{20}\text{Ne}^*$  quasi projectile occurs preferentially through  $\alpha$  emission by break-up mechanism or sequential decay. The signature of the two processes are given on **figure 2**. From their representation in the  $E_{\text{HI}}-E_{\alpha}$  plane it can be recognized in **figure 2a** that for [ $^{16}\text{O},\alpha$ ] events roughly one half of the strength is concentrated in a sharp peak which is, within the experimental resolution, consistent with zero energy transfer to the target nucleus. The other events are spread out over 50 MeV excitation energy range. In **figure 2b** the correlation geometry allows to select events corresponding of deexcitations of  $^{20}\text{Ne}^*$  through  $\alpha$  emission. This deexcitation explains most of the  $^{16}\text{O}$  and  $^{12}\text{C}$  cross section observed. During the first step interaction between target and projectile a proton or [proton + neutron] transfer can occur. The so obtained  $^{19}\text{F}$  or  $^{18}\text{F}$  quasi projectile deexcite very easily by  $\alpha$  emission such experimental decay leads to most of observed nitrogen and boron cross section. Similar analysis is performed concerning  $^{22}\text{Ne}$  interaction. The deexcitation of  $^{22}\text{Ne}^*$  quasi projectile is not the dominant process. However  $^{18}\text{O},\alpha$  coincidence allows to put in evidence pure break-up mechanism. The competition with  $^{21}\text{Ne}^*$  and  $^{20}\text{Ne}^*$  primary events can be estimated from the ratio of coincidence yields between  $^{16}\text{O}-\alpha/^{17}\text{O}-\alpha/^{18}\text{O}-\alpha$  or  $^{12}\text{C}-\alpha/^{13}\text{C}-\alpha/^{14}\text{C}-\alpha$  they are in the ratio 3/1.8/1. Furthermore the most interesting feature is the formation of  $^{23}\text{Na}^*$  through pick-up reaction ( $Q = +2.75$  MeV). The signature for such process is given by the  $^{19}\text{F}-\alpha$  coincidence. The sequential decay of  $^{23}\text{Na}^*$  leads to extra amount of  $\alpha$ -coincidence with fluor, nitrogen, boron isotopes. When looking at  $^{15}\text{N}$  exclusive energy spectra deduced from  $\alpha$ - $^{15}\text{N}$  correlation, one can extract two components corresponding respectively to a mean value  $E_1 = 400$  MeV which can be reproduced assuming an optimum  $Q$  value for pick-up process [3] and a constant fragment velocity during the following decay. The high energy component corresponds to a mean value  $E_2 = 440$  MeV which can be calculated assuming an optimum  $Q$  value corresponding to stripping process (**figure 3**). Similar results are obtained from  $^{11}\text{B}-\alpha$  coincidence

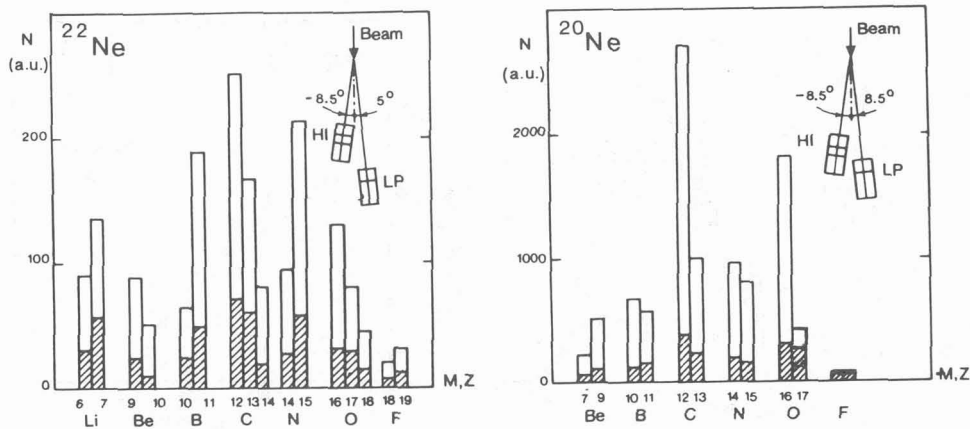
The formation of  $^{23}\text{Na}$  is also corroborated by fragments-fragments correlation which at (8.5-8.5) degree shows typical  $^{11}\text{B}$   $^{12}\text{C}$  coincidence. The energy distribution of both fragments is very narrow and the sum energy  $E(^{12}\text{C}) + E(^{11}\text{B}) = 630$  MeV is very close to the incident one (**figure 4**). The missing energy correspondsto the  $Q$  value for fragmentation. However such interesting feature correspondsto a very small yield (less than 10%) compared to  $^{11}\text{B}-\alpha$  coincidence.

#### IV - CONCLUSION

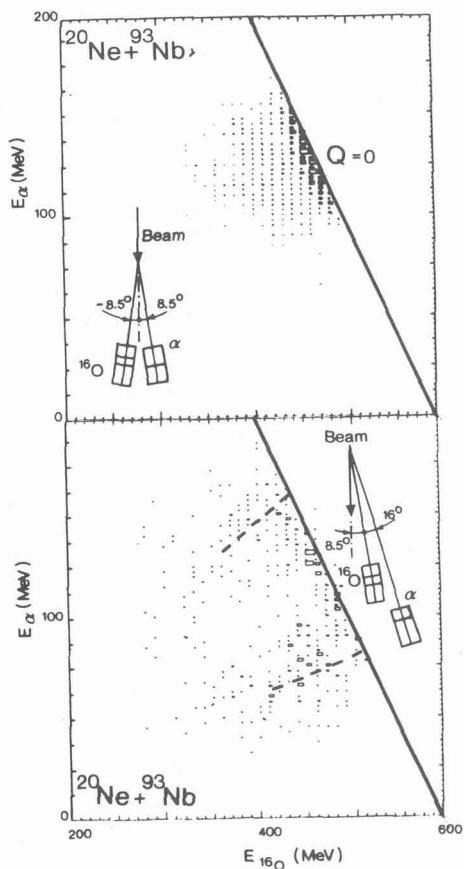
The comparison of the two entrance channel  $^{20}\text{Ne}$  and  $^{22}\text{Ne}$  allows to put in evidence that the primary events are strongly dependent upon the projectile structure. These first reaction steps are determinant in the isotope yields of projectile fragments even taking in account the sequential decay.

#### REFERENCES

- [1] WALD, S. et al., Phys. Rev., C-22 (1985) 894
- [2] OST, R. et al., Phys. Rev., C-32 (1985) 1927
- [3] MERMAZ, M.C. et al., Nucl. Phys., A-441 (1985) 129



**Figure 1** - The relative yield of proton (dashed area) and alpha (total area) coincidence plotted as function of ejectile mass in  $^{22}\text{Ne}$  and  $^{20}\text{Ne}$  induced reaction.



**Figure 2** - Distribution of events in the  $E_{HI} - E_\alpha$  plane.

In figure 2a the solid lines mark the border consistent with zero energy transfer to the target ( $Q = 0$ ).

In figure 2b the two dashed lines represent the mean value given by theoretical calculation for a statistical alpha emission from  $^{20}\text{Ne}^*$ .

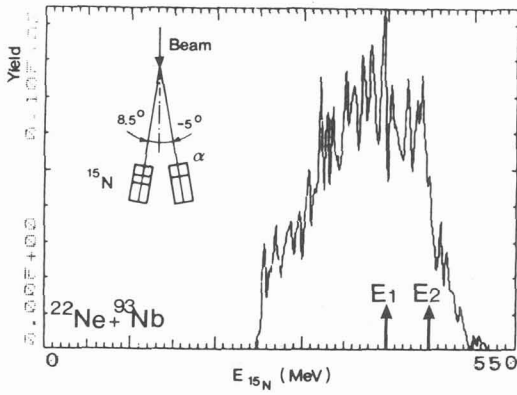


Figure 3 - Energy spectra of the  $^{15}\text{N}$  projectile like fragment in coincidence with  $\alpha$  particles.  $E_1$  and  $E_2$  are the mean energy value of the two observed components.

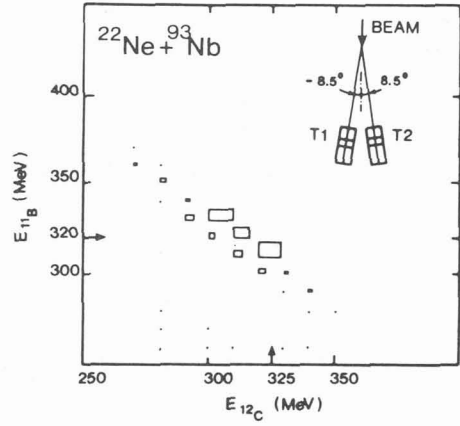


Figure 4 - Distribution of events in  $E_{\text{HI}} - E_{\text{HI}}$  plane in case of  $^{11}\text{B}$ ,  $^{12}\text{C}$  coincidence measurements in  $^{22}\text{Ne} + ^{93}\text{Nb}$  reaction.