

Figure 3

Comment citer ce document :

Blavoux, B. ., Lachassagne, P. . (Auteur de correspondance), Henriot, A. ., Ladouche, B. ., Marc, V. ., Beley, J.-J. ., Nicoud, G. ., Olive, P. (2013). A fifty-year chronicle of tritium data for characterising the functioning of the Evian and Thonon (France) glacial aquifers. *Journal of Hydrology*. 494. 116-133. DOI : 10.1016/j.jhydrol.2013.04.029

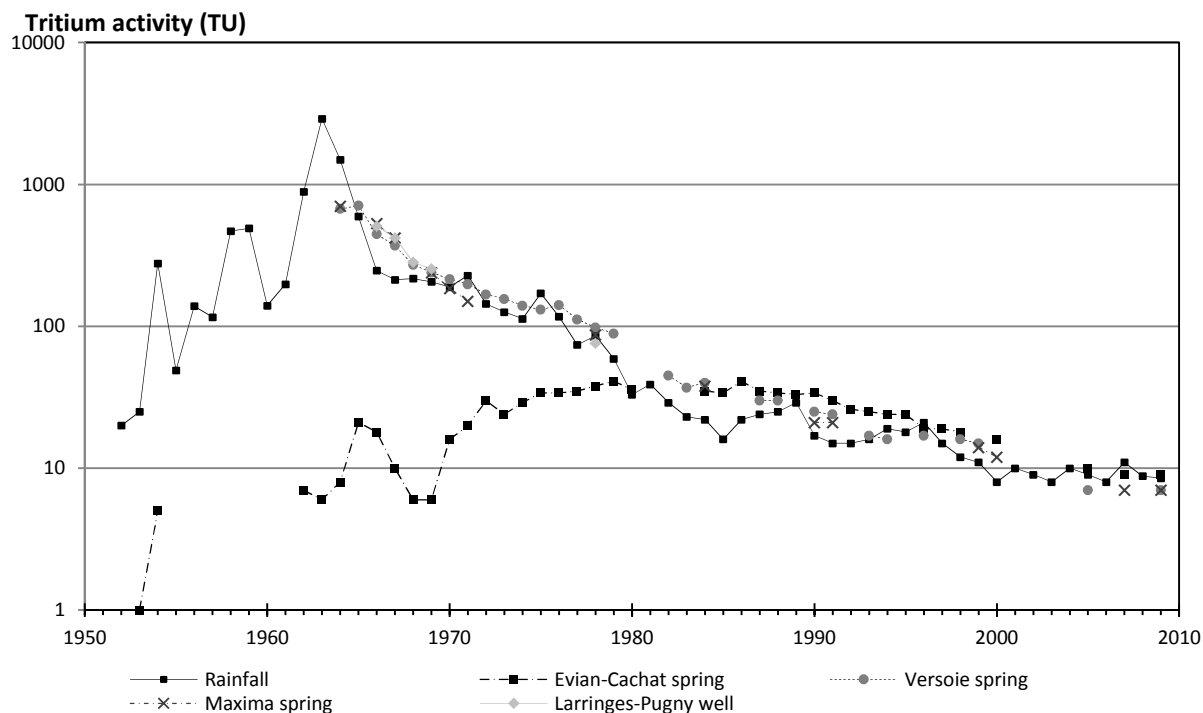


Figure 4 A

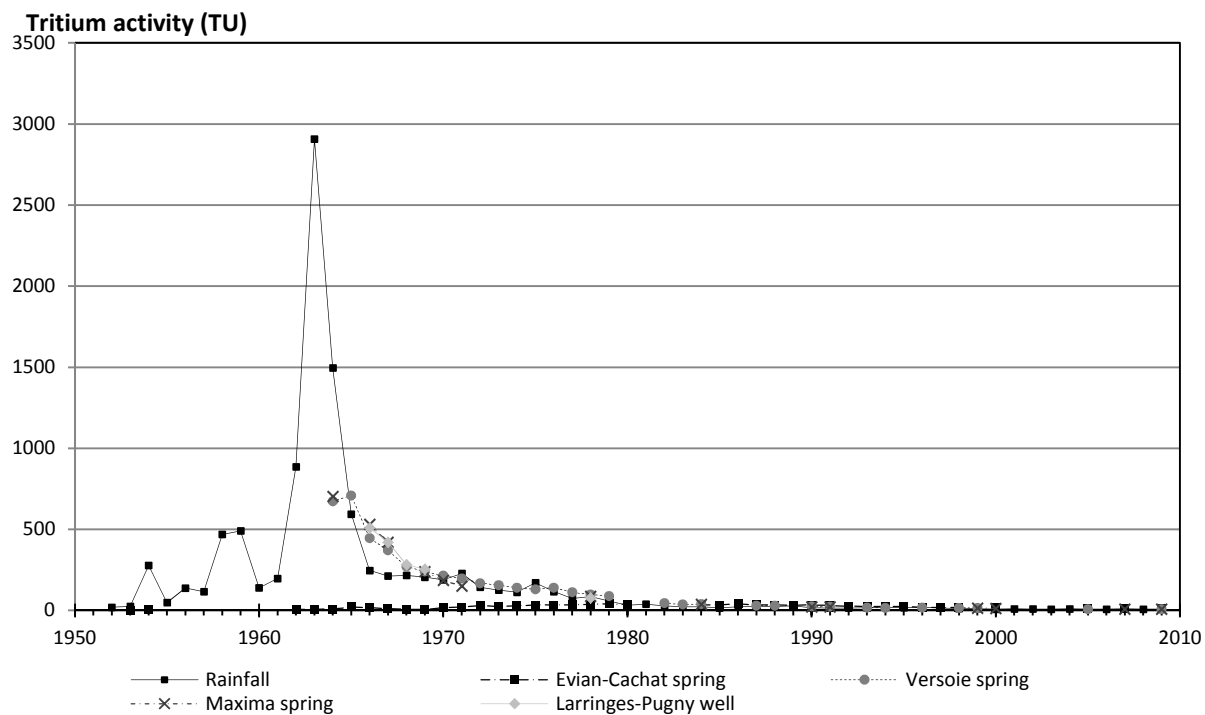


Figure 4 B

Comment citer ce document :

Blavoux, B. , Lachassagne, P. . (Auteur de correspondance), Henriot, A. , Ladouche, B. . ,
 Marc, V. . , Beley, J.-J. . , Nicoud, G. . , Olive, P. (2013). A fifty-year chronicle of tritium
 data for characterising the functioning of the Evian and Thonon (France) glacial aquifers.
 Journal of Hydrology. 494. 116-133. DOI : 10.1016/j.jhydrol.2013.04.029

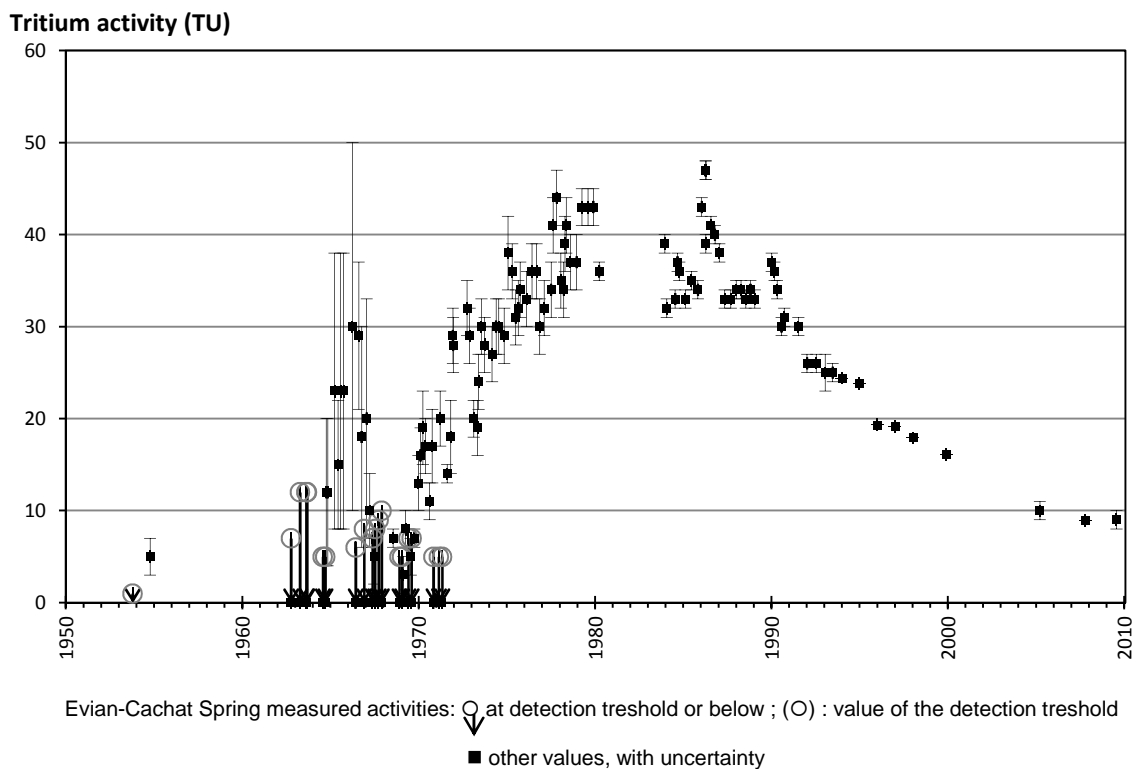


Figure 5

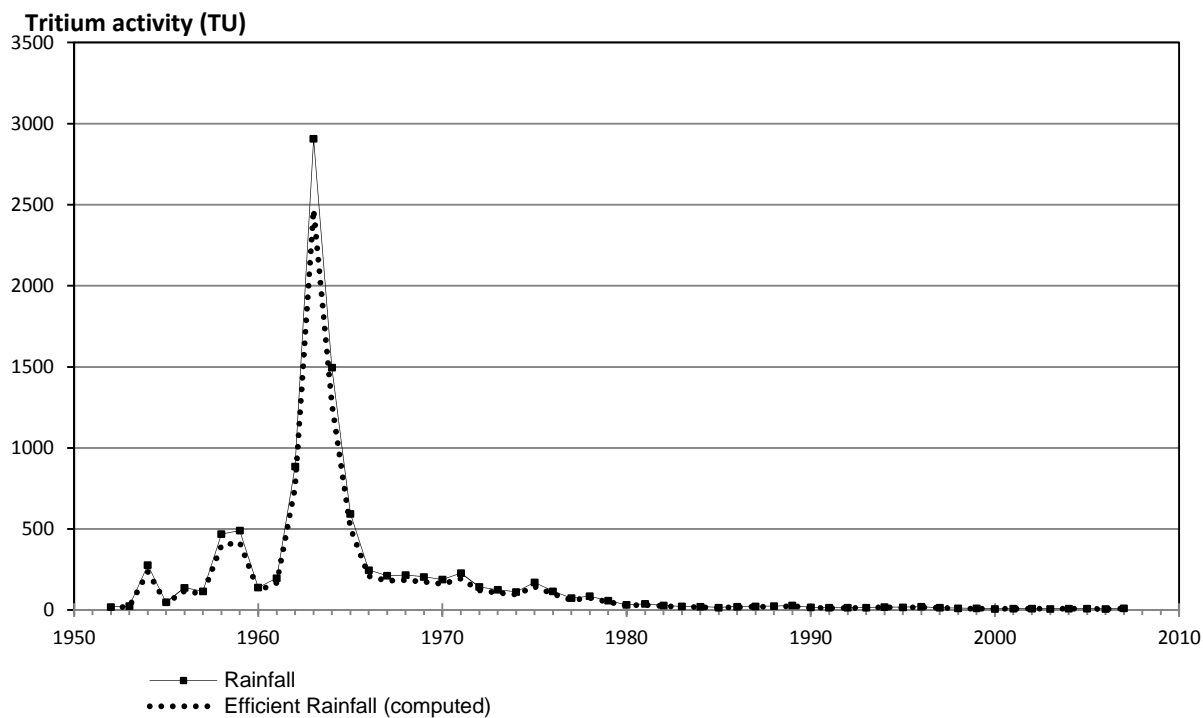


Figure 6

Comment citer ce document :

Blavoux, B. ., Lachassagne, P. . (Auteur de correspondance), Henriot, A. ., Ladouche, B. ., Marc, V. ., Beley, J.-J. ., Nicoud, G. ., Olive, P. (2013). A fifty-year chronicle of tritium data for characterising the functioning of the Evian and Thonon (France) glacial aquifers. *Journal of Hydrology*. 494. 116-133. DOI : 10.1016/i.jhydrol.2013.04.029

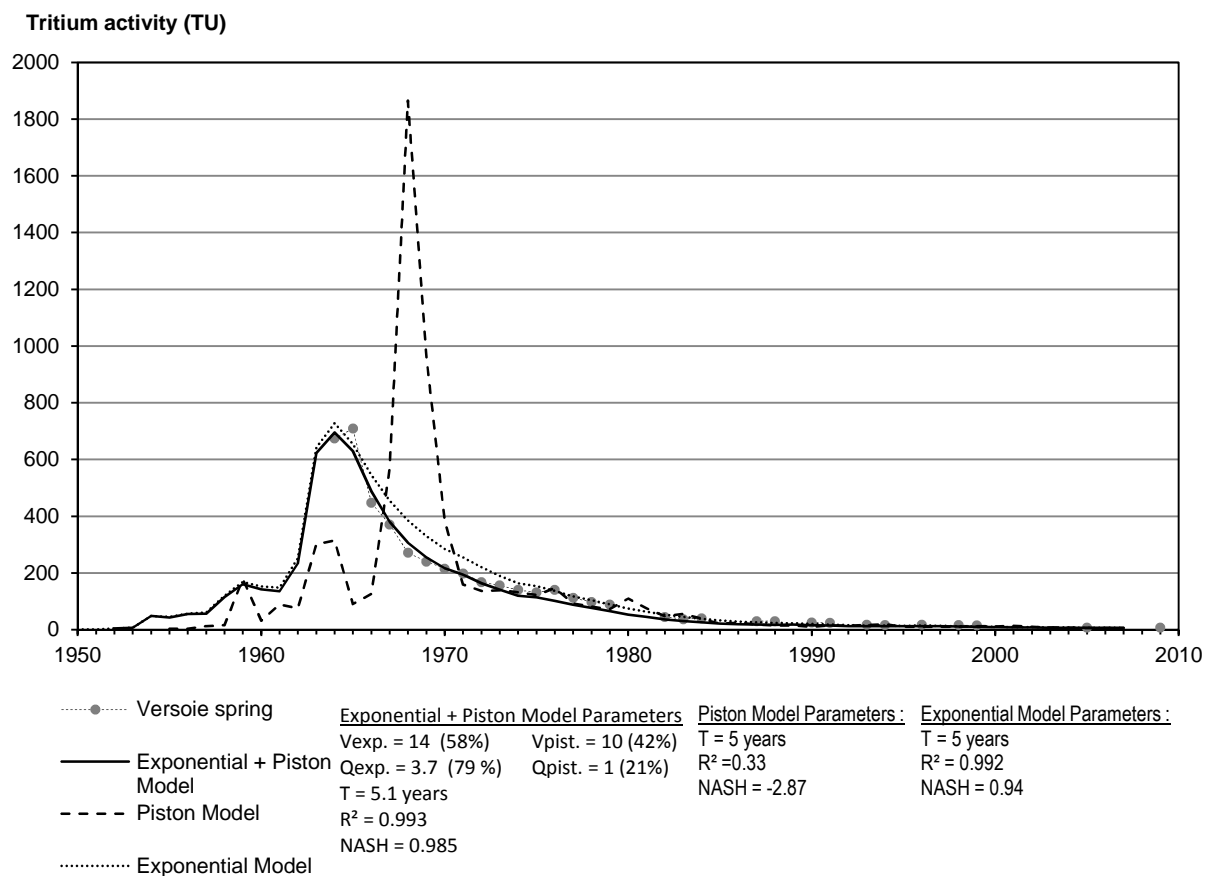


Figure 7

Comment citer ce document :

Blavoux, B. ., Lachassagne, P. . (Auteur de correspondance), Henriot, A. ., Ladouche, B. ., Marc, V. ., Beley, J.-J. ., Nicoud, G. ., Olive, P. (2013). A fifty-year chronicle of tritium data for characterising the functioning of the Evian and Thonon (France) glacial aquifers. *Journal of Hydrology*. 494. 116-133. DOI : 10.1016/j.jhydrol.2013.04.029

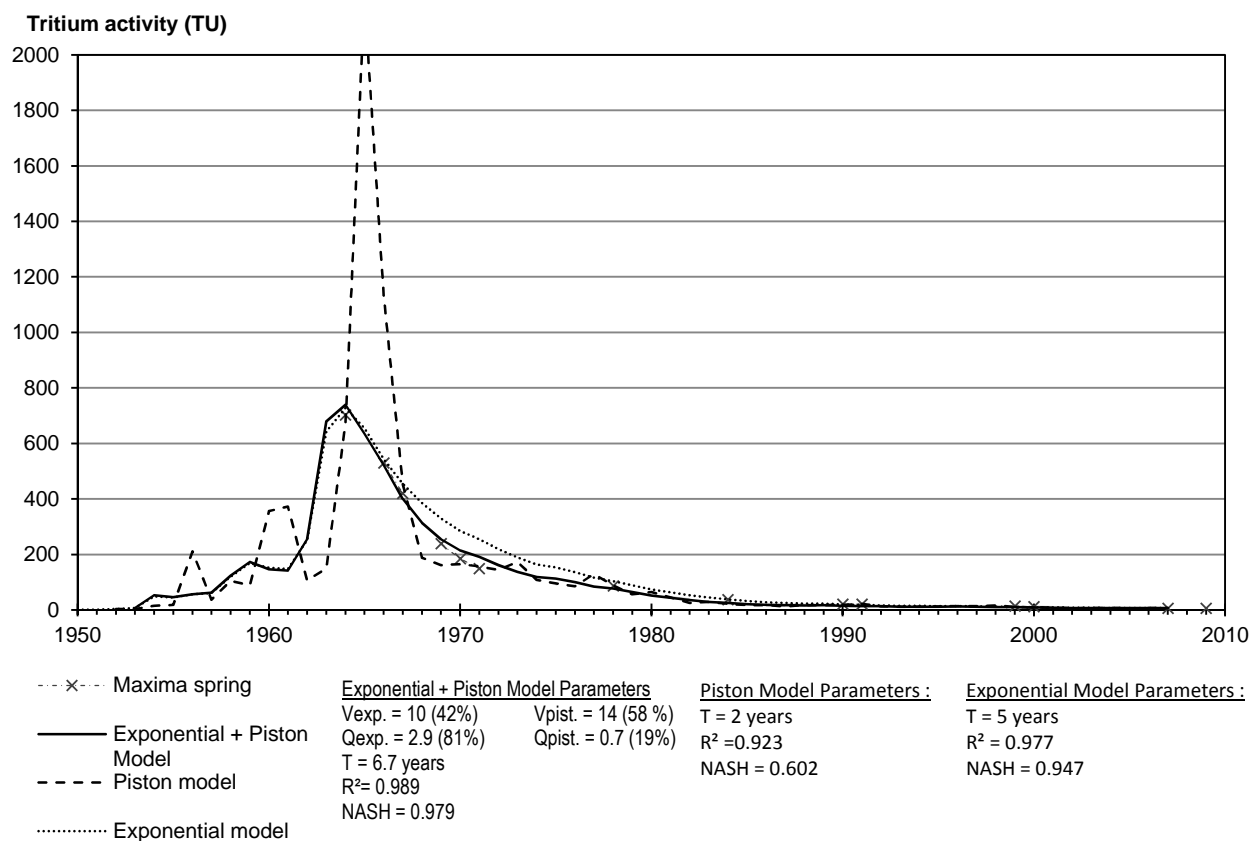


Fig 8

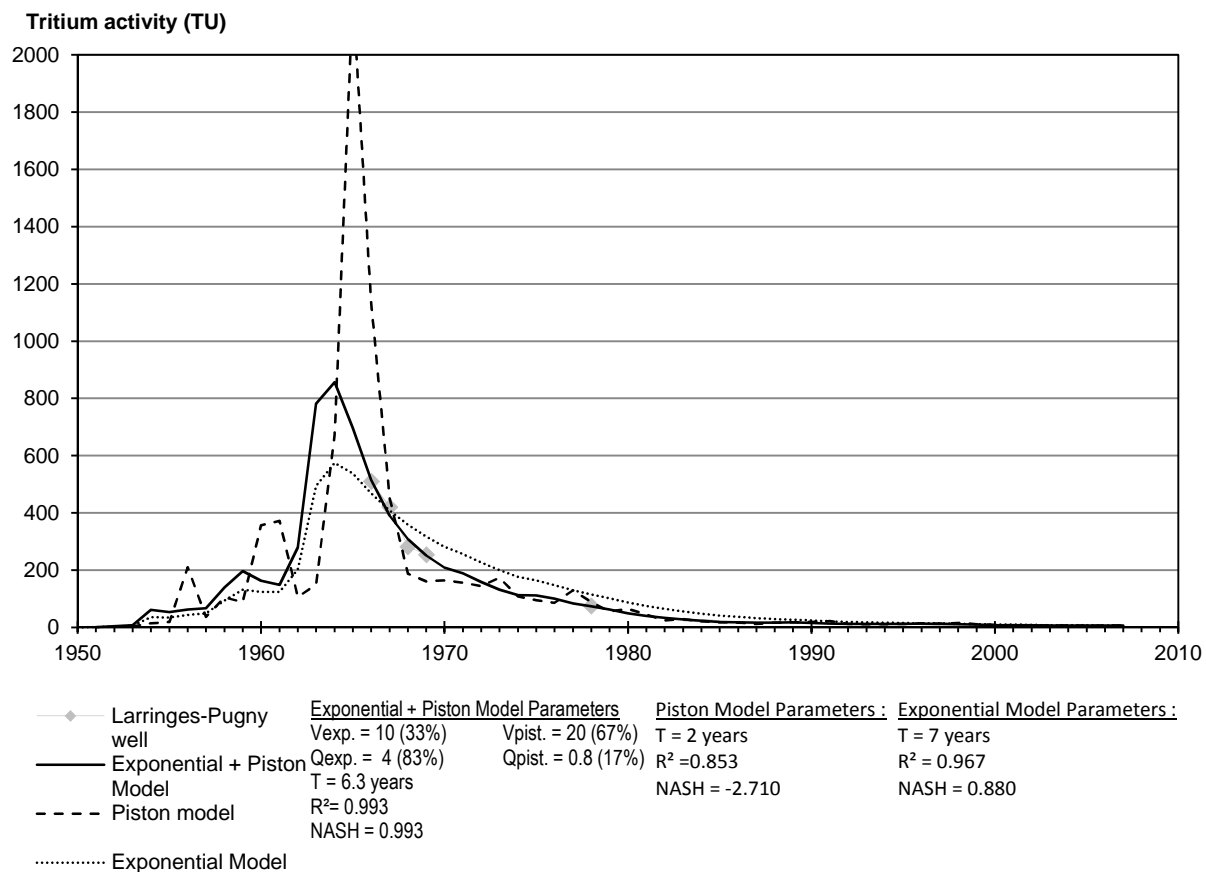


Fig 9

Comment citer ce document :

Blavoux, B. ., Lachassagne, P. . (Auteur de correspondance), Henriot, A. ., Ladouche, B. ., Marc, V. ., Beley, J.-J. ., Nicoud, G. ., Olive, P. (2013). A fifty-year chronicle of tritium data for characterising the functioning of the Evian and Thonon (France) glacial aquifers. *Journal of Hydrology*. 494. 116-133. DOI : 10.1016/i.jhydrol.2013.04.029

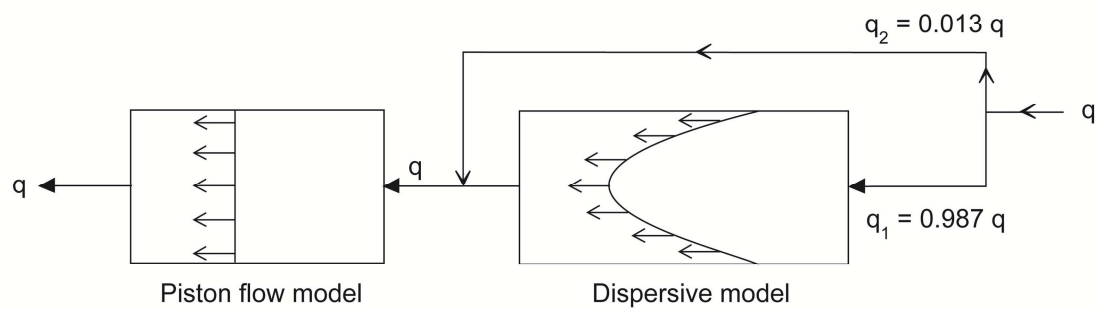


Figure 10

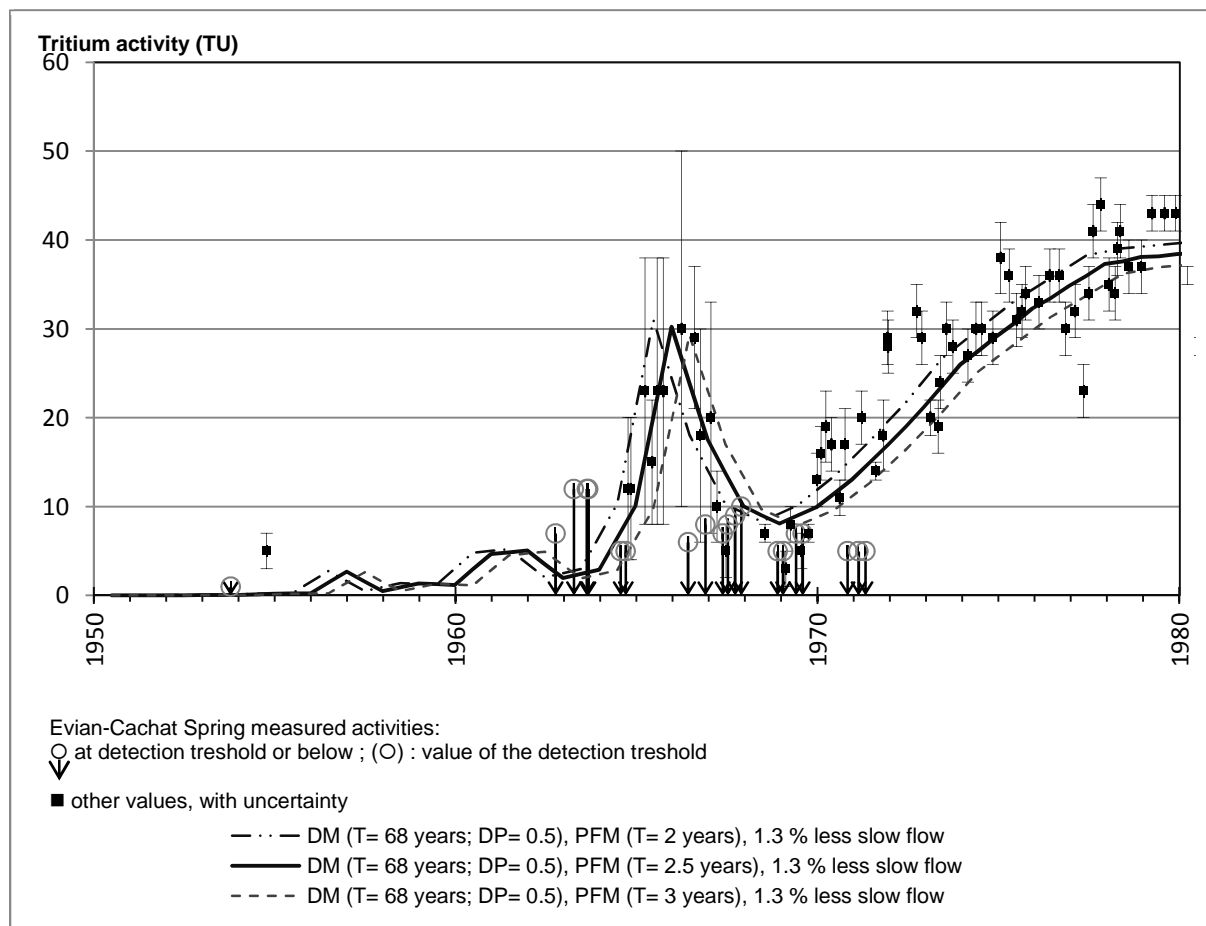


Fig. 11 A

Comment citer ce document :

Blavoux, B. , Lachassagne, P. . (Auteur de correspondance), Henriot, A. , Ladouche, B. , Marc, V. , Beley, J.-J. , Nicoud, G. , Olive, P. (2013). A fifty-year chronicle of tritium data for characterising the functioning of the Evian and Thonon (France) glacial aquifers. *Journal of Hydrology*. 494. 116-133. DOI : 10.1016/j.jhydrol.2013.04.029

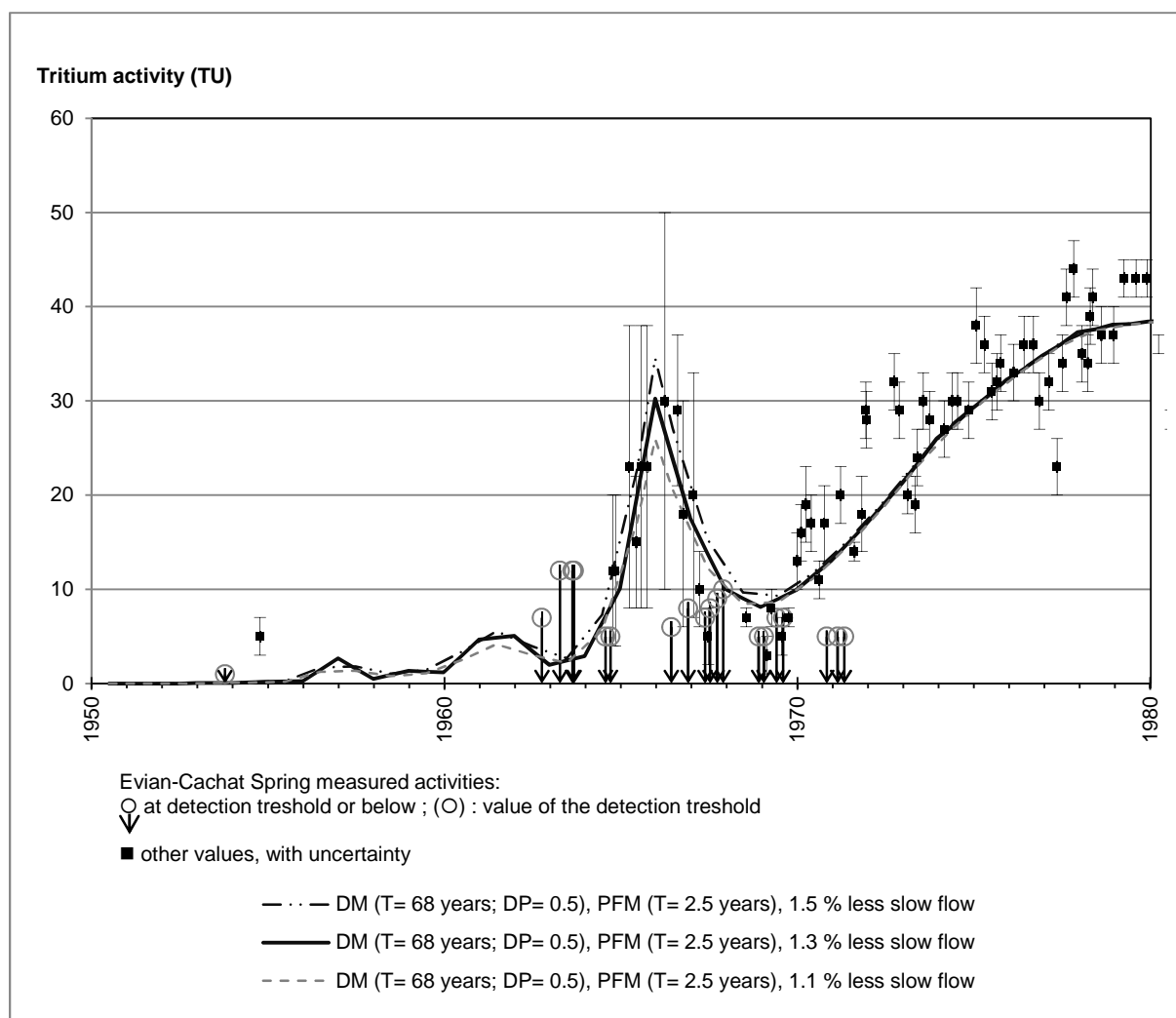


Figure 11 B

Comment citer ce document :

Blavoux, B. ., Lachassagne, P. . (Auteur de correspondance), Henriot, A. ., Ladouche, B. ., Marc, V. ., Beley, J.-J. ., Nicoud, G. ., Olive, P. (2013). A fifty-year chronicle of tritium data for characterising the functioning of the Evian and Thonon (France) glacial aquifers. *Journal of Hydrology*. 494. 116-133. DOI : 10.1016/j.jhydrol.2013.04.029

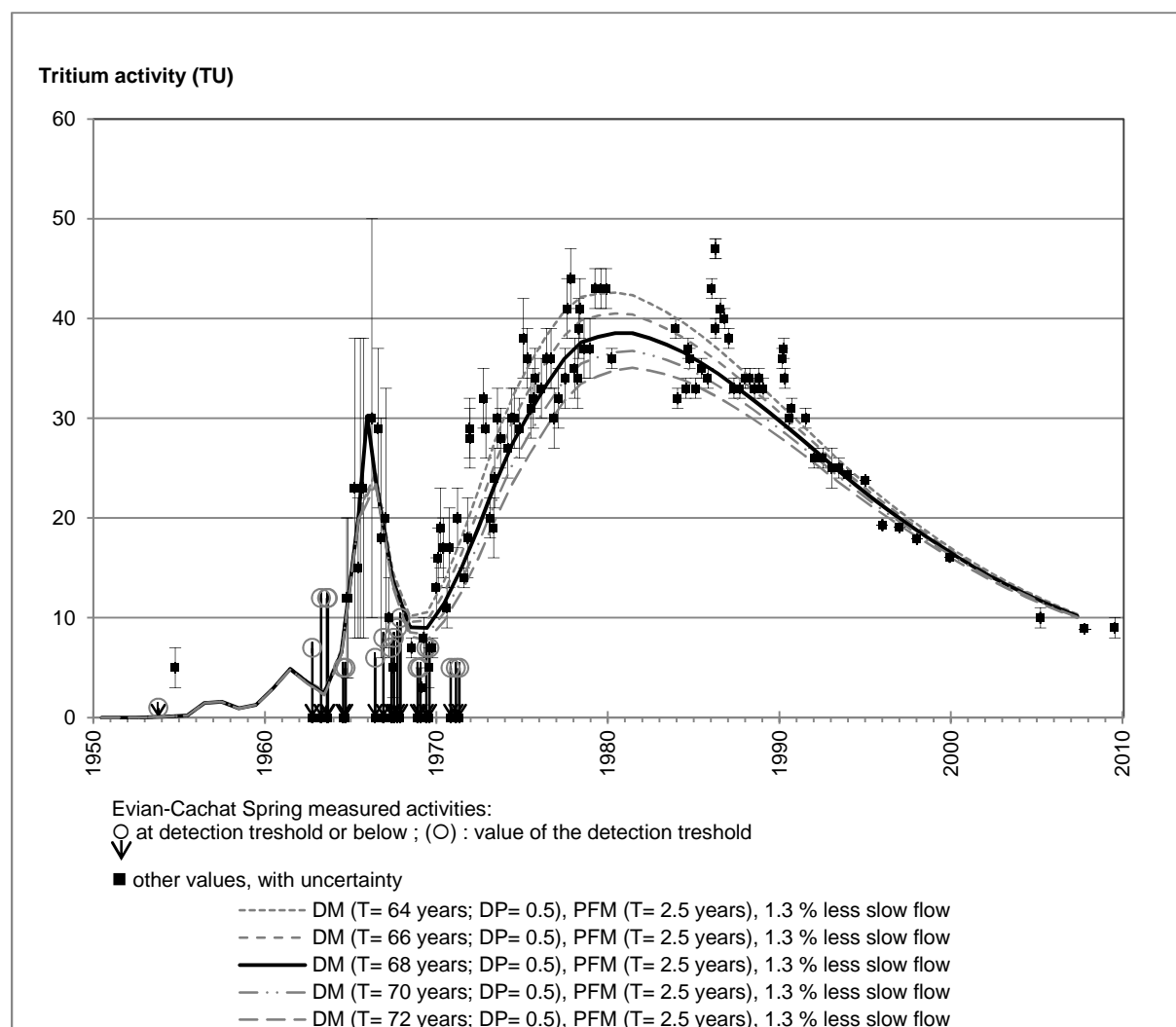


Fig. 12 A

Comment citer ce document :

Blavoux, B. ., Lachassagne, P. . (Auteur de correspondance), Henriot, A. ., Ladouche, B. ., Marc, V. ., Beley, J.-J. ., Nicoud, G. ., Olive, P. (2013). A fifty-year chronicle of tritium data for characterising the functioning of the Evian and Thonon (France) glacial aquifers. *Journal of Hydrology*. 494, 116-133. DOI : 10.1016/j.jhydrol.2013.04.029

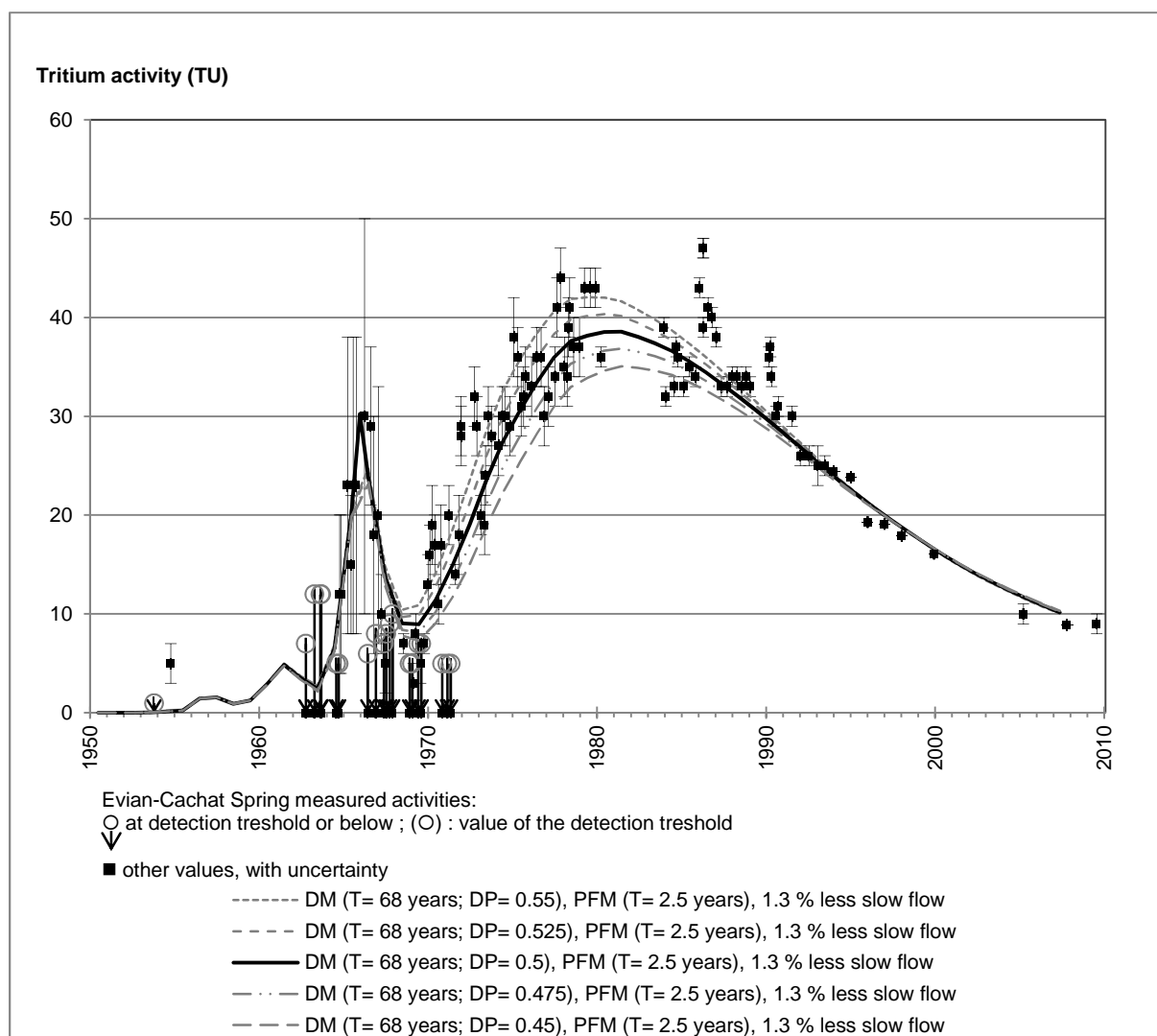


Figure 12 B

Comment citer ce document :

Blavoux, B. ., Lachassagne, P. . (Auteur de correspondance), Henriot, A. ., Ladouche, B. ., Marc, V. ., Beley, J.-J. ., Nicoud, G. ., Olive, P. (2013). A fifty-year chronicle of tritium data for characterising the functioning of the Evian and Thonon (France) glacial aquifers. *Journal of Hydrology*. 494, 116-133. DOI : 10.1016/j.jhydrol.2013.04.029

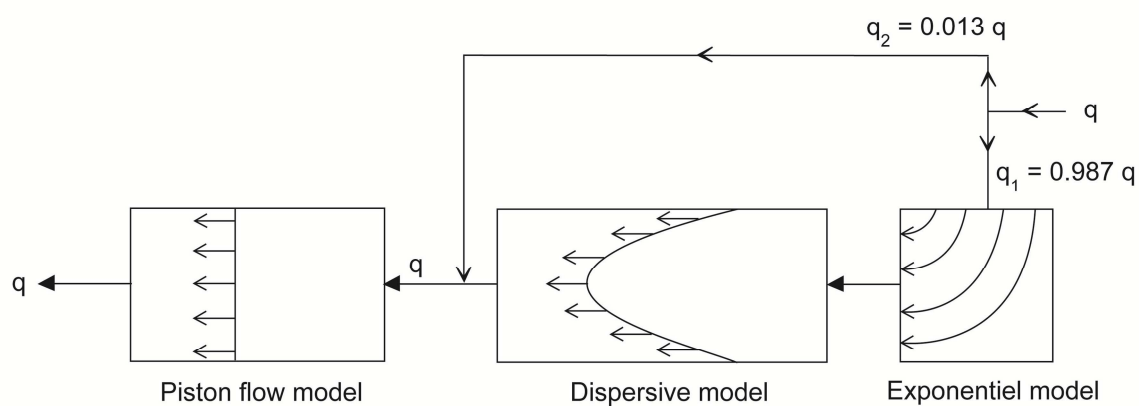


Figure 13

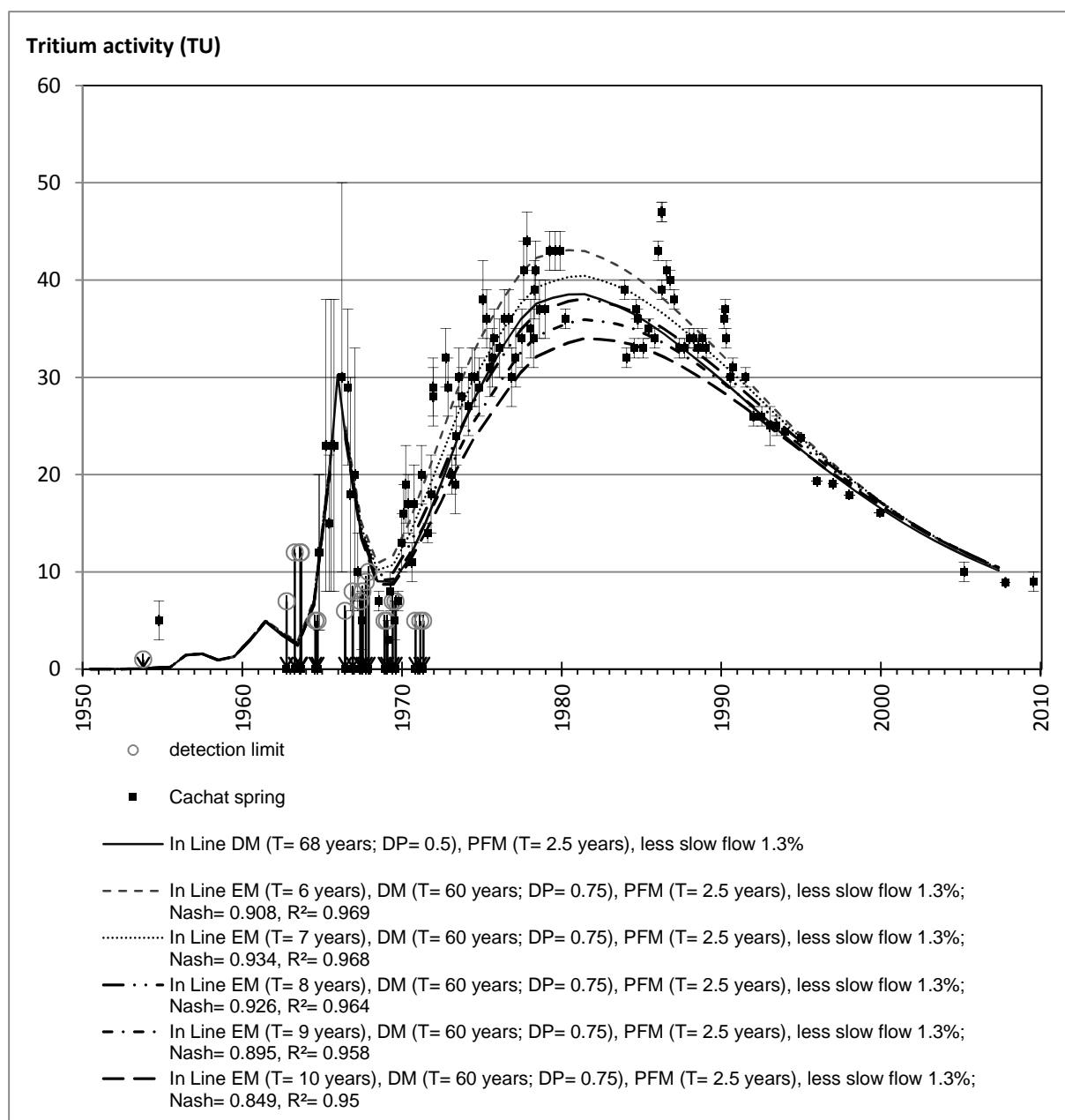


Figure 14A

Comment citer ce document :

Blavoux, B. ., Lachassagne, P. . (Auteur de correspondance), Henriot, A. ., Ladouche, B. ., Marc, V. ., Beley, J.-J. ., Nicoud, G. ., Olive, P. . (2013). A fifty-year chronicle of tritium data for characterising the functioning of the Evian and Thonon (France) glacial aquifers. *Journal of Hydrology*. 494, 116-133. DOI : 10.1016/j.jhydrol.2013.04.029

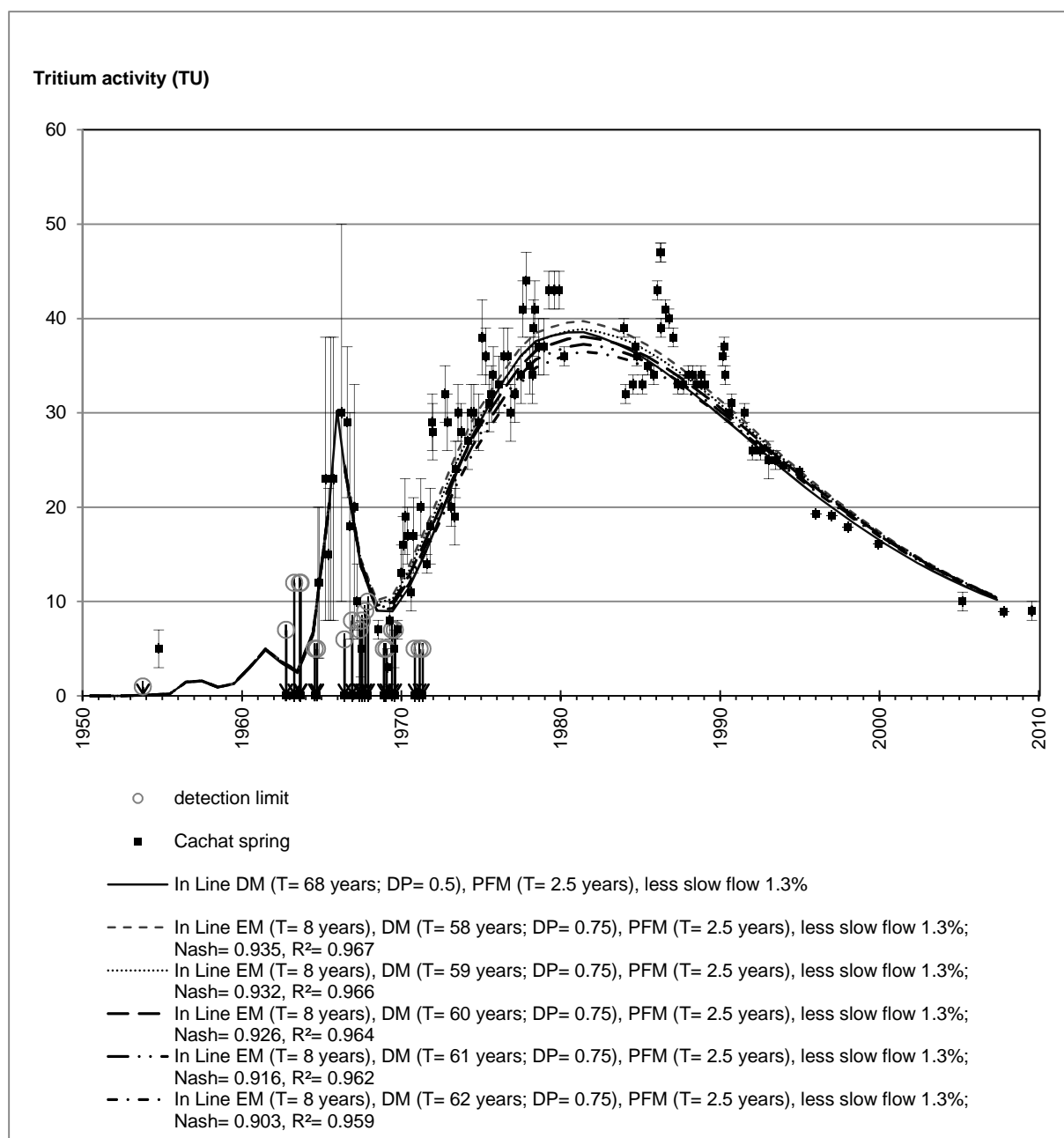


Figure 14B

Comment citer ce document :

Blavoux, B. , Lachassagne, P. . (Auteur de correspondance), Henriot, A. , Ladouche, B. . , Marc, V. . , Beley, J.-J. . , Nicoud, G. . , Olive, P. . (2013). A fifty-year chronicle of tritium data for characterising the functioning of the Evian and Thonon (France) glacial aquifers. *Journal of Hydrology*. 494, 116-133. DOI : 10.1016/i.jhydrol.2013.04.029

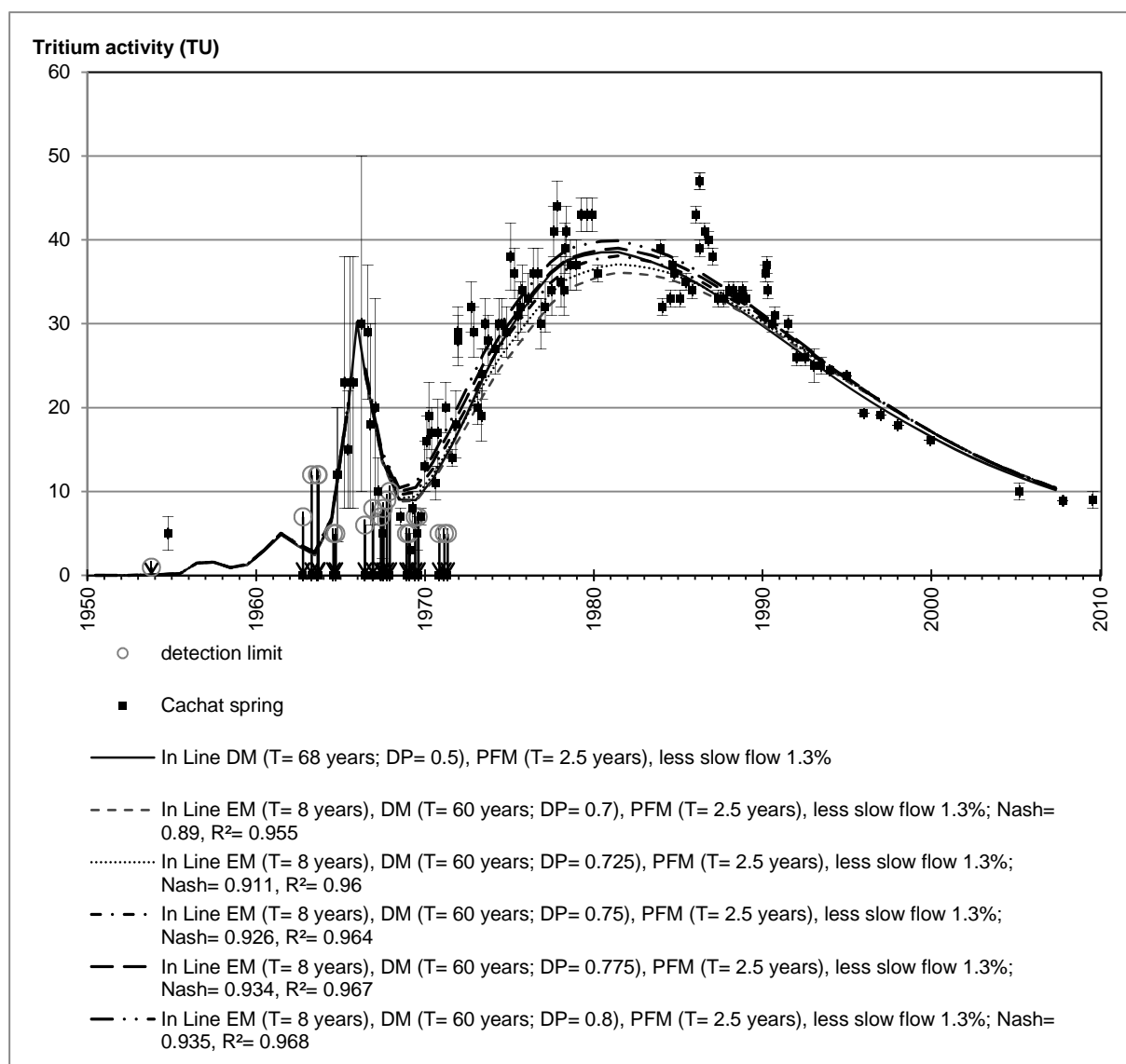


Figure 14C

Comment citer ce document :

Blavoux, B. , Lachassagne, P. . (Auteur de correspondance), Henriot, A. , Ladouche, B. , Marc, V. , Beley, J.-J. , Nicoud, G. , Olive, P. (2013). A fifty-year chronicle of tritium data for characterising the functioning of the Evian and Thonon (France) glacial aquifers. *Journal of Hydrology*. 494. 116-133. DOI : 10.1016/j.jhydrol.2013.04.029

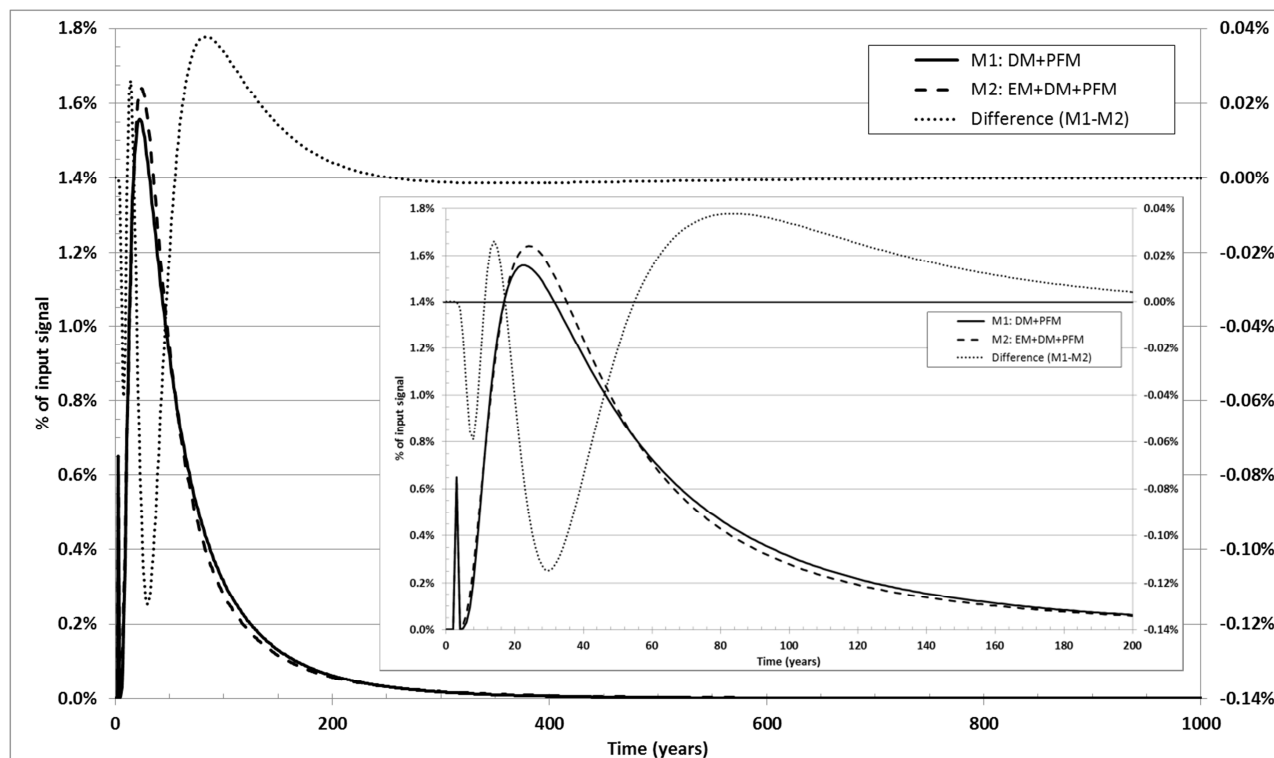


Figure 15

Comment citer ce document :

Blavoux, B. ., Lachassagne, P. . (Auteur de correspondance), Henriot, A. ., Ladouche, B. ., Marc, V. ., Beley, J.-J. ., Nicoud, G. ., Olive, P. (2013). A fifty-year chronicle of tritium data for characterising the functioning of the Evian and Thonon (France) glacial aquifers. *Journal of Hydrology*. 494. 116-133. DOI : 10.1016/j.jhydrol.2013.04.029

Year (calendar)	Tritium activities in Tritium Units					
	Rainfall		Springs			
	Thonon CRG ¹	Efficient Rainfall (Computed)	Evian- Cachat Spring	Versoie spring	Maxima Spring	Larringes-Pugny Well
1952	20	17				
1953	25	21	1			
1954	278	236	5			
1955	49	42				
1956	139	118				
1957	116	99				
1958	469	399				
1959	491	417				
1960	140	119				
1961	198	168				
1962	886	753	7			
1963	2907	2471	6			
1964	1496	1272	8	674	703	
1965	595	506	21	709		
1966	247	210	18	447	530	510
1967	213	181	10	371	420	421
1968	217	184	6	271		283
1969	206	175	6	240	239	254
1970	189	161	16	215	185	
1971	228	194	20	198	150	
1972	144	122	30	168		
1973	126	107	24	156		
1974	113	96	29	140		
1975	171	145	34	131		
1976	117	99	34	141		
1977	74	63	35	112		
1978	86	73	38	98	87	76
1979	59	50	41	89		
1980	33	28	36			
1981	39	33				
1982	29	24		45		
1983	23	20		37		
1984	22	19	35	40	38	
1985	16	14	34			
1986	22	19	41			
1987	24	20	35	30		
1988	25	21	34	30		
1989	29	25	33			
1990	17	14	34	25	21	
1991	15	13	30	24	21	
1992	15	13	26			
1993	16	14	25	17		
1994	19	16	24	16		
1995	18	15	24			
1996	21	18	19	17		
1997	15	13	19			
1998	12	10	18	16		
1999	11	9		15	14	
2000	8	7	16		12	
2001	10	8				
2002	9	8				
2003	8	7				
2004	10	8				
2005	9	8	10	7		
2006	8	7				
2007	11	9	9		7	
2008	8.8	7.5				
2009	8.5	7.2	9	7	7	

Table 1

¹ In bold : computed data from Ottawa (see text)

Comment citer ce document :

Blavoux, B. ., Lachassagne, P. . (Auteur de correspondance), Henriot, A. ., Ladouche, B. ., Marc, V. ., Beley, J.-J. ., Nicoud, G. ., Olive, P. (2013). A fifty-year chronicle of tritium data for characterising the functioning of the Evian and Thonon (France) glacial aquifers. *Journal of Hydrology*. 494, 116-133. DOI : 10.1016/j.jhydrol.2013.04.029

	Piston segment					Exponentiel segment					Resulting parallel binary mixing model Fitting parameters	
	fraction of the mixture (Flow rate)		Reservoir Volume		Transit time in the segment	fraction of the mixture (Flow rate)		Reservoir Volume		Transit time in the segment		
	%	$\frac{L^3}{T^{-1}}$	%	L^3	years	%	$\frac{L^3}{T^{-1}}$	%	L^3	years	R ²	Nash
Versoie spring	100%	-	-	-	5	0%	-	-	-	-	0.33	-2.872
	0%	-	-	-	-	100%	-	-	-	5	0.992	0.941
	21%	1	42%	10	5.1	79%	3.7	58%	14	5.1	0.993	0.985
Maxima spring	100%	-	-	-	2	0%	-	-	-	-	0.923	0.602
	0%	-	-	-	-	100%	-	-	-	5	0.977	0.947
	19%	0.7	58%	14	6.7	81%	2.9	42%	10	6.7	0.989	0.979
Larringes-Pugny well	100%	-	-	-	2	0%	-	-	-	-	0.853	-2.71
	0%	-	-	-	-	100%	-	-	-	7	0.967	0.88
	17%	0.8	67%	20	6.3	83%	4	33%	10	6.3	0.993	0.99

Table 2