



HAL
open science

Instabilities in visco-thermodiffusive swirling flows

Oleg N Kirillov, Innocent Mutabazi

► **To cite this version:**

Oleg N Kirillov, Innocent Mutabazi. Instabilities in visco-thermodiffusive swirling flows. *Journal of Fluid Mechanics*, 2025, 1018, pp.A47. <10.1017/jfm.2025.10518>. <hal-05552100>

HAL Id: hal-05552100

<https://hal.science/hal-05552100v1>


Submitted on 13 Mar 2026

HAL is a multi-disciplinary open access archive for the deposit and dissemination of scientific research documents, whether they are published or not. The documents may come from teaching and research institutions in France or abroad, or from public or private research centers.

L'archive ouverte pluridisciplinaire HAL, est destinée au dépôt et à la diffusion de documents scientifiques de niveau recherche, publiés ou non, émanant des établissements d'enseignement et de recherche français ou étrangers, des laboratoires publics ou privés.



Distributed under a Creative Commons CC BY 4.0 - Attribution - International License



Instabilities in visco-thermodiffusive swirling flows

Oleg N. Kirillov¹  and Innocent Mutabazi² 

¹Northumbria University, Newcastle upon Tyne NE1 8ST, UK

²Laboratoire Ondes et Milieux Complexes, UMR-6294 CNRS, Université Le Havre Normandie, Normandie Université, 53 Rue de Prony, 76058 Le Havre Cédex, France

Corresponding author: Oleg N. Kirillov, oleg.kirillov@northumbria.ac.uk

(Received 3 February 2025; revised 21 June 2025; accepted 30 July 2025)

An analytical theory is presented for linear, local, short-wavelength instabilities in swirling flows, in which axial shear, differential rotation, radial thermal stratification, viscosity and thermal diffusivity are all taken into account. A geometrical optics approach is applied to the Navier–Stokes equations, coupled with the energy equation, leading to a set of amplitude transport equations. From these, a dispersion relation is derived, capturing two distinct types of instability: a stationary centrifugal instability and an oscillatory, visco-diffusive McIntyre instability. Instability regions corresponding to different axial or azimuthal wavenumbers are found to possess envelopes in the plane of physical parameters, which are explicitly determined using the discriminants of polynomials. As these envelopes are shown to bound the union of instability regions associated with particular wavenumbers, it is concluded that the envelopes correspond to curves of critical values of physical parameters, thereby providing compact, closed-form criteria for the onset of instability. The derived analytical criteria are validated for swirling flows modelled by a cylindrical, differentially rotating annulus with axial flow induced by either a sliding inner cylinder, an axial pressure gradient or a radial temperature gradient combined with vertical gravity. These criteria unify and extend, to viscous and thermodiffusive differentially heated swirling flows, the Rayleigh criterion for centrifugally driven instabilities, the Ludwig–Eckhoff–Leibovich–Stewartson criterion for isothermal swirling flows and the Goldreich–Schubert–Fricke criterion for non-isothermal azimuthal flows. Additionally, they predict oscillatory modes in swirling, differentially heated, visco-diffusive flows, thereby generalising the McIntyre instability criterion to these systems.

Key words: Taylor-Couette flow, vortex breakdown, rotating flows

1. Introduction

The stability of swirling flows and their transition to turbulence represent a significant scientific challenge due to their occurrence in diverse natural and industrial settings.

These flows appear in natural phenomena such as tropical cyclones and tornadoes (Emanuel 1984, 2018), rotating convection (Lappa 2012; Oruba *et al.* 2017; Horn & Aurnou 2018; Oruba *et al.* 2018; Castano, Navarro & Herrero 2021; Soward *et al.* 2022), swirling vortex rings (Lifschitz & Hameiri 1993; Hattori & Hijiya 2010), meandering rivers (Park & Ahn 2019) and astrophysical flows, including magnetic tornadoes in the solar atmosphere (Knobloch & Spruit 1982; Busse & Pesch 2006; Wedemeyer-Böhm *et al.* 2012; Lopez *et al.* 2013; Tziotziou *et al.* 2023).

In engineering applications, swirling flows develop behind aircraft wingtips as trailing vortices (Eckhoff & Storesletten 1978; Leibovich & Stewartson 1983; Eckhoff 1984; Lucca-Negro & O'Doherty 2001; Di Pierro & Abid 2010; Billant & Gallaire 2013; Feys & Maslowe 2016) and play a crucial role in industrial processes such as combustion (Candel *et al.* 2014), isotope separation via centrifugation (Lamarsh 2017), cooling and lubrication of rotating machinery (Kreith 1969; Lee & Minkowycz 1989; Fénot *et al.* 2011; Seibold *et al.* 2022), wastewater purification (Ollis *et al.* 1991), everyday piping systems and physiological flows (Ault *et al.* 2016; Baratchi *et al.* 2020), oil drilling operations (MacAndrew *et al.* 1993), metal solidification (Vivès 1988) and crystal growth (Dhanaraj *et al.* 2010).

Hydrodynamic modelling describes swirling flows as a result of the combined effects of rotation and shear in two orthogonal directions (e.g. azimuthal and axial in cylindrical geometry). Swirling flows can occur either in confined configurations common in engineering applications (e.g. heat transfer systems, motor turbines, etc.) or in open geometries typical of natural phenomena such as atmospheric flows.

The circular Couette flow (CCF), in which two coaxial cylinders can rotate independently, is the simplest system for experimental and theoretical studies of swirling flows (Hollerbach *et al.* 2023; Lueptow *et al.* 2023). Axial flow in this system can be induced by various mechanisms, including the sliding motion of the inner cylinder, as in sliding Couette flow (Deguchi & Nagata 2011); an external pressure gradient, as in annular Poiseuille flow (Heaton 2008*b*; Masuda *et al.* 2008); or a radial temperature gradient combined with axial gravity, as in baroclinic convection (Bahloul *et al.* 2000; Lepiller *et al.* 2007; Wang & Chen 2022). These mechanisms yield the following different variants of CCF with axial flow that replicate swirling flows.

- (i) Spiral Couette flow (SCF): where axial flow is driven by inner-cylinder sliding (Ludwig 1960, 1964; Ng & Turner 1982; Ali & Weidman 1993; Meseguer & Marques 2000).
- (ii) Spiral Poiseuille flow (SPF): where axial flow is induced by an external pressure gradient (Takeuchi & Jankowski 1981; Wereley & Lueptow 1999; Meseguer & Marques 2002, Cotrell & Pearlstein 2004; Cotrell & McFadden 2005; Meseguer & Marques 2005; Brockmann *et al.* 2023).
- (iii) Baroclinic Couette flow (BCF): where a radial temperature gradient and axial gravity cause baroclinic convection (Snyder & Karlsson 1964; Ali & Weidman 1990; Lepiller *et al.* 2008; Yoshikawa *et al.* 2013; Guillerm *et al.* 2015; Kang *et al.* 2015, 2023).

Note that in short Couette–Taylor cells and rotating cylindrical tanks, Ekman pumping induced by stationary or rotating endwalls can generate a secondary axial flow in the sidewall Stewartson boundary layer, which in turn gives rise to a spiralling motion within

this region (Hart & Kittelman 1996; Lopez & Marques 2010); see also Gelfgat *et al.* (1996) and Vishnu & Sameen (2020). In the present study, however, we focus on Couette–Taylor cells with an infinite aspect ratio.

The stability of CCF has been extensively studied experimentally, theoretically and numerically (Hollerbach *et al.* 2023; Lueptow *et al.* 2023), as it provides a well-controlled system for investigating the onset of turbulence. Rayleigh’s inviscid stability criterion states that a flow with curved streamlines becomes unstable if angular momentum decreases outward. However, this criterion must be supplemented by linear stability analysis to account for viscosity and determine the instability threshold as a function of the radii ratio and the relative rotation velocities of the cylinders (Chandrasekhar 1961). Additionally, axial flows in a stationary cylindrical annulus are susceptible to wall-driven shear instabilities, with thresholds that depend on the radii ratio (Bahloul *et al.* 2000; Lepiller *et al.* 2007; Masuda *et al.* 2008; Heaton 2008*b*; Deguchi & Nagata 2011; Wang & Chen 2022).

The presence of a radial temperature gradient and thermal diffusion introduces new destabilisation mechanisms in differentially rotating azimuthal flows, such as CCF. These include the visco-thermodiffusive extension of Rayleigh’s centrifugal instability, known as the Goldreich–Schubert–Fricke (GSF) instability (Acheson & Gibbons 1978; Maeder *et al.* 2013; Kirillov & Mutabazi 2017; Dymott *et al.* 2023), and the visco-thermodiffusive oscillatory McIntyre instability (McIntyre 1970; Labarbe & Kirillov 2021). Both instabilities can destabilise Rayleigh-stable flows, including quasi-Keplerian ones, depending on the Prandtl number and the direction of heating (Kirillov & Mutabazi 2017; Meyer *et al.* 2021).

A radial temperature gradient naturally arises in many applications of swirling flows. For example, recent simulations (Oruba *et al.* 2017) of rotating convection between two differentially heated horizontal plates in a shallow cylindrical domain revealed the formation of a vertical swirling base flow with a naturally developed hot core and an outward radial temperature gradient, consistent with observations of tropical cyclones (Emanuel 2018). In such non-isothermal visco-thermodiffusive swirling flows, all the previously mentioned linear instabilities may be present, along with algebraically growing and spatio-temporal instabilities (Eckhoff & Storesletten 1978; Gallaire & Chomaz 2003*a,b*; Heaton & Peake 2006; Heaton 2008*a*; Martinand *et al.* 2009) and nonlinear effects (Szeri & Holmes 1988), potentially leading to complex new interactions.

For isothermal, inviscid, incompressible swirling flows, the following three general analytical criteria for stationary centrifugal instability have been developed in the literature.

- (i) The Ludwig criterion for SCF in the narrow-gap limit (Ludwig 1960, 1964).
- (ii) The Leibovich–Stewartson criterion for swirling jets (Leibovich & Stewartson 1983).
- (iii) The Eckhoff criterion, derived using a local geometrical optics approach (Eckhoff 1984).

The equivalence between the local and global approaches leading to these instability conditions – commonly referred to as the Ludwig–Eckhoff–Leibovich–Stewartson (LELS) criterion – was formally established by Leblanc & Le Duc (2005). Emanuel (1984) rederived the LELS criterion by identifying a plane that locally contains all the velocity shear relative to a rotating coordinate system and performing computations in the resulting helical coordinate system. In a later experimental study, Hart & Kittelman (1996) used physical arguments to justify a result similar to that of Emanuel (1984), in

the context of centrifugal instability of the helical secondary flow within the Stewartson sidewall boundary layer in a rotating cylinder with a more rapidly corotating upper lid.

However, the LELS criterion applies only to isothermal, non-stratified and inviscid swirling flows. In particular, by this reason it does not capture, e.g. the folded neutral stability surface observed in SCF and SPF through numerical linear stability analysis by Meseguer & Marques (2000, 2002, 2005), nor does it account for non-isothermal (Cotrell & McFadden 2005; Yoshikawa *et al.* 2013) or stratification (Yavneh *et al.* 2001; Di Pierro & Abid 2010) effects. Thus, similar to the case of rotating plane shear flows (Oxley & Kerswell 2024), there is a strong need for a unified theory of instabilities in swirling flows that incorporates axial shear, differential rotation, thermal stratification, viscosity and thermal diffusion and aligns with numerical and experimental results.

The present work is a comprehensive theoretical investigation of both isothermal and non-isothermal viscous and thermodiffusive swirling flows; it presents general criteria of instability in analytical form. It provides the complete development of our recent brief communication (Kirillov & Mutabazi 2024), which focused solely on centrifugal instability. More importantly, in the present work we extend this analytical approach to identify the conditions for oscillatory visco-thermodiffusive McIntyre instability in non-isothermal swirling flows.

The methodology of this study is based on the local geometrical optics approach, initially introduced in hydrodynamics for inviscid flows (Eckhoff & Storesletten 1978; Friedlander & Vishik 1991; Lifschitz & Hameiri 1991, 1993; Mathur *et al.* 2014; Ionescu-Kruse 2017) and later extended to visco-diffusive flows (Kirillov & Stefani 2013; Kirillov *et al.* 2014; Kirillov 2017, 2021, 2025; Kirillov & Mutabazi 2017, 2024; Labarbe & Kirillov 2021) and to multiple-diffusive flows (Singh & Mathur 2019, 2021; Vidal *et al.* 2019). We apply this approach to helical stationary solutions of the Navier–Stokes equations coupled with the energy equation in the Boussinesq–Oberbeck approximation, which – depending on boundary conditions – represent SCF, SPF or BCF.

We establish that the neutral stability curves in the plane spanned by the azimuthal and axial Reynolds numbers – corresponding to both stationary (for isothermal and non-isothermal flows) and oscillatory (for non-isothermal flows only) instabilities – form families that possess envelopes, regardless of whether they are parameterised by the azimuthal or axial wavenumber. Since the axial wavenumber can take any real value, these envelopes define the boundaries of the unions of individual stationary and oscillatory instability domains for specific values of wavenumbers.

We find that the envelopes, and thus, the instability domains, undergo splitting during the transition from Rayleigh-unstable to Rayleigh-stable flows. Notably, this splitting occurs at different Rossby number values for stationary and oscillatory instabilities of non-isothermal flows. This discrepancy offers a predictive tool for determining whether stationary or oscillatory instability will dominate in a visco-thermodiffusive swirling flow.

For Rayleigh-stable flows, as the azimuthal Reynolds number approaches infinity, an asymptotic line to the envelope of stationary instability domains corresponds to the inviscid LELS criterion for isothermal flows and provides an analytical expression for the unified LELS-GSF criterion in non-isothermal flows. In the isothermal case, we derive a compact closed-form expression for the envelope, extending the inviscid LELS criterion to viscous swirling flows and broadening its applicability across a wide range of azimuthal Reynolds numbers, from infinity to small but finite values. For non-isothermal flows, we establish explicit equations that define the asymptotic lines of the instability domains, offering a complete characterisation of their boundaries.

The paper is organised as follows. In §2 we present the dimensionless nonlinear equations governing swirling flows in the Boussinesq–Oberbeck approximation, identify

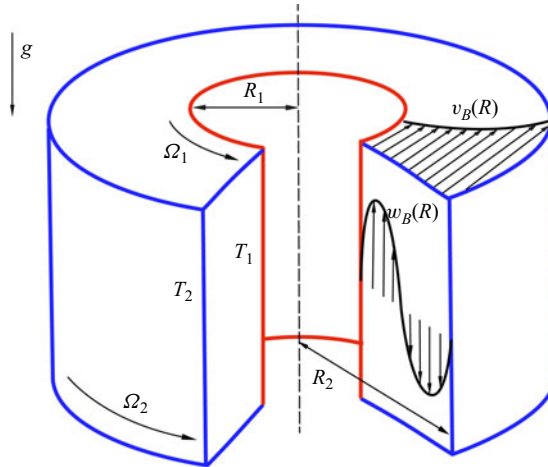


Figure 1. The helical base state as a superposition of the CCF $v_B(R)$ and an axial annular flow $w_B(R)$ in a differentially heated infinitely long cylindrical annulus.

three main helical base states (detailed in [Appendix A](#)), and derive the linearised equations about these base states. Section 3 develops the geometrical optics asymptotic solution to the linearised equations, leading to the amplitude transport equations for the localised wavepacket evolving along the helical streamlines and the eikonal equation for its wavevector. In § 4 we derive the dispersion relation and demonstrate its connection to previous works in [Appendix B](#). Section 5 introduces the new instability criteria, applying them to viscous isothermal swirling flows in § 5.1 and to visco-thermodiffusive non-isothermal swirling flows in § 5.2. [Appendix C](#) establishes the connection between our results and the classical inviscid LELS criterion. [Appendix D](#) relates our results to the criterion of Di Pierro & Abid (2010) for centrifugal instability in an inviscid swirling flow with radial density stratification but without mass diffusivity. Finally, § 6 presents the conclusions.

2. Mathematical setting

2.1. Nonlinear governing equations

We consider an incompressible Newtonian fluid with constant reference density ρ as well as constant thermal expansion coefficient α , kinematic viscosity ν and thermal diffusivity κ . This fluid is confined within an infinitely long cylindrical annulus with a gap width $d = R_2 - R_1$, where R_1 is the radius of the inner cylinder at temperature T_1 , rotating with angular velocity Ω_1 , and R_2 is the radius of the outer cylinder at temperature $T_2 = T_1 - \Delta T$, rotating with angular velocity Ω_2 ; see [figure 1](#). We denote the ratios of radii and angular velocities as

$$\eta = \frac{R_1}{R_2}, \quad \mu = \frac{\Omega_2}{\Omega_1}. \tag{2.1}$$

The system is subjected to a uniform gravity field with acceleration g along the Z axis of the cylindrical coordinates (R, φ, Z) , which aligns with the common rotation axis of the cylinders ([figure 1](#)).

We choose $V_0 = \Omega_1 R_1$ as the velocity scale, d as the length scale, d/V_0 as the time scale and ρV_0^2 as the pressure scale. Under the Boussinesq–Oberbeck approximation, in which fluid properties are assumed constant except for density, which varies linearly with

temperature in the driving forces, the dimensionless governing equations can be written as

$$\nabla \cdot \mathbf{u} = 0, \tag{2.2a}$$

$$\frac{d\mathbf{u}}{dt} + \nabla p - \frac{1}{Re} \nabla^2 \mathbf{u} + \left(\gamma \frac{v^2}{r} \mathbf{e}_r - Ri \mathbf{e}_z \right) \theta = 0, \tag{2.2b}$$

$$\frac{d\theta}{dt} - \frac{1}{RePr} \nabla^2 \theta = 0, \tag{2.2c}$$

where $d/dt = \partial/\partial t + \mathbf{u} \cdot \nabla$, $r = R/d$ and $z = Z/d$. Here, p is the pressure, $\mathbf{u} = (u, v, w)$ is the velocity field and $\theta = (T - T_2)/\Delta T$ represents the temperature deviation from the reference temperature T_2 . The parameter $\gamma = \alpha \Delta T > 0$ corresponds to outward heating ($T_1 > T_2$), while $\gamma < 0$ corresponds to inward heating ($T_1 < T_2$). The velocity field satisfies the no-slip boundary conditions at the surfaces of the cylinders.

The last two terms on the left-hand side of (2.2b) represent the centrifugal buoyancy ($\gamma(v^2/r)\mathbf{e}_r$) and Archimedean buoyancy ($-Ri\mathbf{e}_z$), respectively.

The dimensionless control parameters in (2.2) are defined as

$$Re = \frac{V_0 d}{\nu}, \quad Pr = \frac{\nu}{\kappa}, \quad S = \frac{V_0}{W_0}, \quad Ri = \frac{W_T}{W_0} \frac{1}{SRe}, \tag{2.3}$$

where Re is the Reynolds number associated with the rotation of the inner cylinder, Pr is the Prandtl number, W_0 is the characteristic axial velocity of the flow, S is the swirl parameter (Ali & Weidman 1990, 1993) and Ri is the Richardson number. The Richardson number is defined using the characteristic thermal velocity (Choi & Korpela 1980):

$$W_T = \frac{\gamma g d^2}{\nu}. \tag{2.4}$$

Using W_T , we can also introduce the Grashof number (Gr), which characterises the strength of the baroclinic flow:

$$Gr = \frac{W_T d}{\nu}. \tag{2.5}$$

It is worth noting that if $W_0 = W_T$ then $S = Re/Gr$, and consequently, the Richardson and Grashof numbers are related as

$$Ri = \frac{1}{SRe} = \frac{Gr}{Re^2}. \tag{2.6}$$

2.2. Helical base state

In an infinitely long cylindrical annulus, the base flow is a steady helical flow, invariant in both the azimuthal and axial directions. The temperature and velocity field depend only on the radial coordinate r , while the pressure varies with both r and z (Kirillov & Mutabazi 2024):

$$\mathbf{u}_B(r) = (0, V(r), S^{-1}W(r)), \quad \theta_B(r) = \Theta(r), \quad p_B(r, z) = p_1(r) + zp_2. \tag{2.7a,b,c}$$

Explicit expressions for the radial distributions of temperature $\Theta(r)$, azimuthal velocity $V(r)$, axial velocity $W(r)$ and the characteristic axial velocity W_0 for various particular helical base flows – including isothermal and non-isothermal cases, such as SCF, SPF and BCF – are derived in Appendix A. Table 1 presents the base state profiles and their values at the dimensionless geometric mean radius r_g (A4).

Flow	Base state profile	Values at $r_g = \sqrt{\eta}/(1-\eta)$
CCF	$V(r) = \frac{\eta}{1+\eta} \left(\frac{1-\mu}{(1-\eta)^2} \frac{1}{r} - \frac{\eta^2-\mu}{\eta^2} r \right)$	$\Omega_g = \left(\frac{V}{r} \right)_{r_g} = \frac{1-\eta}{\eta} \frac{\eta+\mu}{1+\eta}, R_o g = -\frac{\eta}{\eta+\mu} \frac{1-\mu}{1-\eta}$
BCF	$V(r) = \frac{\eta}{1+\eta} \left(\frac{1-\mu}{(1-\eta)^2} \frac{1}{r} - \frac{\eta^2-\mu}{\eta^2} r \right)$ $W(r) = C_1 \left[\left(r_2^2 - r_1^2 \right) \frac{\ln(r/r_2)}{\ln \eta} + r^2 - r_2^2 \right] - \left(r^2 - r_1^2 \right) \frac{\ln(r/r_2)}{4 \ln \eta}$ $C_1 = \frac{(1-3\eta^2)(1-\eta^2)-4\eta^4 \ln \eta}{16 \left((1-\eta^2)^2 + (1-\eta^4) \ln \eta \right)}$ $\Theta(r) = \frac{\ln[r(1-\eta)]}{\ln \eta}$	$W_g = \frac{4\eta(\eta^2+\eta+1) \ln \eta - (\eta^2+4\eta+1)(\eta^2-1)}{32(\eta^2-1)(\eta^2 \ln \eta - \eta^2 + \ln \eta + 1)}$ $DW_g = \frac{-4\eta(\eta^4+1)(\ln \eta)^2 + 2\eta(\eta^2-1)(3\eta^2-2\eta+3) \ln \eta}{16\sqrt{\eta}(1-\eta)^2(1+\eta) \left((\eta^2+1) \ln \eta - \eta^2 + 1 \right) \ln \eta}$ $+ \frac{(\eta^2-4\eta+1)(1-\eta^2)^2}{16\sqrt{\eta}(1-\eta)^2(1+\eta) \left((\eta^2+1) \ln \eta - \eta^2 + 1 \right) \ln \eta}$ $\Theta_g = \frac{1}{2}, \quad D\Theta_g = \frac{1-\eta}{\sqrt{\eta} \ln \eta}$
SCF	$V(r) = \frac{\eta}{1+\eta} \left(\frac{1-\mu}{(1-\eta)^2} \frac{1}{r} - \frac{\eta^2-\mu}{\eta^2} r \right)$ $W(r) = \frac{1+C_2(1+\eta)}{\ln \eta} \ln \left(\frac{r}{r_2} \right) + C_2(1-\eta) \left(r^2 - r_2^2 \right)$ $C_2 = -\frac{2\eta^2 \ln \eta + 1 - \eta^2}{(1+\eta) \left[(1+\eta^2) \ln \eta + 1 - \eta^2 \right]}$	$C_2 = 0: \quad W_g = \frac{1}{2}, \quad DW_g = \frac{1-\eta}{\sqrt{\eta} \ln \eta}$ $C_2 \neq 0: \quad W_g = \frac{(1-\eta^3+3\eta^2+\eta) \ln \eta + 2(1-\eta^2)}{2 \left[(1+\eta^2) \ln \eta + 1 - \eta^2 \right] (1+\eta)}$ $DW_g = \frac{(\eta^2-1)(\eta^2+2\eta-1) - 4\eta^3 \ln \eta}{\left[(1+\eta^2) \ln \eta + 1 - \eta^2 \right] (1+\eta) \sqrt{\eta}}$
SPF	$V(r) = \frac{\eta}{1+\eta} \left(\frac{1-\mu}{(1-\eta)^2} \frac{1}{r} - \frac{\eta^2-\mu}{\eta^2} r \right)$ $W(r) = \frac{2(1-\eta)^2 \ln \eta}{\eta^2 - (\eta^2+1) \ln \eta - 1} \left[r^2 - r_2^2 + \frac{1}{\ln \eta} \frac{1+\eta}{1-\eta} \ln \left(\frac{r}{r_2} \right) \right]$	$W_g = \frac{(1-\eta)^2 \ln \eta}{(1+\eta^2) \ln \eta + 1 - \eta^2}$ $DW_g = \frac{2(\eta^2-2\eta \ln \eta - 1)(1-\eta)}{\left[(1+\eta^2) \ln \eta + 1 - \eta^2 \right] \sqrt{\eta}}$

Table 1. Expressions of base flow in cylindrical annulus and their values evaluated at the geometric mean radius $r_g = \sqrt{r_1 r_2}$, where $r_1 = \eta/(1-\eta)$ and $r_2 = 1/(1-\eta)$, for CCF, BCF, SCF and SPF.

2.3. Linearisation

To test the stability of the base state (2.7), we introduce small three-dimensional perturbations $(\mathbf{u}', p', \theta')$ and linearise the nonlinear equations (2.2) about the base state and write the linearised equations in the matrix form (Kirillov 2017, 2021)

$$\begin{pmatrix} \partial_t + \mathcal{U} + \frac{2V}{r} \gamma \Theta \mathbf{e}_r \mathbf{e}_\varphi^T + \mathbf{u}_B \cdot \nabla - \frac{1}{Re} \nabla^2 & \gamma \frac{V^2}{r} \mathbf{e}_r - Ri \mathbf{e}_z \\ (\nabla \Theta)^T & \partial_t + \mathbf{u}_B \cdot \nabla - \frac{1}{RePr} \nabla^2 \end{pmatrix} \begin{pmatrix} \mathbf{u}' \\ \theta' \end{pmatrix} = - \begin{pmatrix} \nabla p' \\ 0 \end{pmatrix}, \quad (2.8)$$

where \mathbf{u}' is subject to the incompressibility constraint

$$\nabla \cdot \mathbf{u}' = 0. \quad (2.9)$$

The gradients of the base state are given by (Kirillov & Mutabazi 2024)

$$\mathcal{U} = \nabla \mathbf{u}_B = \begin{pmatrix} 0 & -\Omega & 0 \\ (1+2Ro)\Omega & 0 & 0 \\ \frac{1}{3}DW & 0 & 0 \end{pmatrix}, \quad \nabla \Theta = \begin{pmatrix} D\Theta \\ 0 \\ 0 \end{pmatrix}, \quad (2.10)$$

with $D = d/dr$, $\Omega = V/r$ and the Rossby number defined as (Kirillov & Stefani 2013)

$$Ro = \frac{rD\Omega}{2\Omega}. \quad (2.11)$$

The perturbations must vanish at the boundaries of the cylindrical annulus; that is, $\mathbf{u}' = 0$ and $\theta' = 0$ at both $r = r_1$ and $r = r_2$. However, these boundary conditions are not applied in the analysis that follows, as we restrict our attention to local instabilities.

3. Geometrical optics equations

Using a small parameter $0 < \epsilon \ll 1$, we represent the perturbations as asymptotic expansions (Eckhoff & Storesletten 1978; Friedlander & Vishik 1991; Lifschitz & Hameiri 1991):

$$\begin{aligned} \mathbf{u}' &= (\mathbf{u}^{(0)}(\mathbf{x}, t) + \epsilon \mathbf{u}^{(1)}(\mathbf{x}, t)) e^{\frac{i\Phi(\mathbf{x}, t)}{\epsilon}} + \epsilon \mathbf{u}^{(r)}(\mathbf{x}, t, \epsilon) + \text{c.c.}, \\ \theta' &= (\theta^{(0)}(\mathbf{x}, t) + \epsilon \theta^{(1)}(\mathbf{x}, t)) e^{\frac{i\Phi(\mathbf{x}, t)}{\epsilon}} + \epsilon \theta^{(r)}(\mathbf{x}, t, \epsilon) + \text{c.c.}, \\ p' &= (p^{(0)}(\mathbf{x}, t) + \epsilon p^{(1)}(\mathbf{x}, t)) e^{\frac{i\Phi(\mathbf{x}, t)}{\epsilon}} + \epsilon p^{(r)}(\mathbf{x}, t, \epsilon) + \text{c.c.} \end{aligned} \tag{3.1}$$

Here, $i = \sqrt{-1}$ and Φ is generally a complex-valued scalar function representing the phase of the wave or the eikonal. The quantities $\mathbf{u}^{(i)}$, $\theta^{(i)}$ and $p^{(i)}$, for $i = 0, 1, 2, \dots$, are complex amplitudes, and the complex remainder terms $\mathbf{u}^{(r)}$, $\theta^{(r)}$ and $p^{(r)}$ are assumed to be uniformly bounded in ϵ over any fixed time interval. The notation c.c. denotes complex conjugate terms, included to ensure that the expansions are real-valued, consistent with the real-valued nature of the primed quantities on the left-hand side.

Maslov (1986) observed that high-frequency oscillations $\exp(i\epsilon^{-1}\Phi(\mathbf{x}, t))$ quickly die out because of viscosity unless one assumes a quadratic dependency of viscosity and diffusivity on the small parameter ϵ : $\nu = \epsilon^2 \hat{\nu}$ and $\kappa = \epsilon^2 \hat{\kappa}$. Hence, following Maslov (1986), we have $Re = \epsilon^{-2} \hat{Re}$; see also Lagnado *et al.* (1984), Craik & Criminale (1986), Leblanc (2003).

With the assumptions made, substitution of the asymptotic series into the incompressibility condition (2.9) and collection of terms of the order ϵ^{-1} and ϵ^0 yield

$$\epsilon^{-1}: \quad \mathbf{u}^{(0)} \cdot \nabla \Phi = 0, \tag{3.2}$$

$$\epsilon^0: \quad \nabla \cdot \mathbf{u}^{(0)} + i \mathbf{u}^{(1)} \cdot \nabla \Phi = 0. \tag{3.3}$$

A similar procedure applied to the linearised Navier–Stokes and energy equations (2.8) yields the two systems of equations

$$\epsilon^{-1}: \quad \begin{pmatrix} \frac{\partial \Phi}{\partial t} + \mathbf{u}_B \cdot \nabla \Phi & 0 \\ 0 & \frac{\partial \Phi}{\partial t} + \mathbf{u}_B \cdot \nabla \Phi \end{pmatrix} \begin{pmatrix} \mathbf{u}^{(0)} \\ \theta^{(0)} \end{pmatrix} = -p^{(0)} \begin{pmatrix} \nabla \Phi \\ 0 \end{pmatrix}, \tag{3.4a}$$

$$\begin{aligned} \epsilon^0: \quad & i \begin{pmatrix} \frac{\partial \Phi}{\partial t} + \mathbf{u}_B \cdot \nabla \Phi & 0 \\ 0 & \frac{\partial \Phi}{\partial t} + \mathbf{u}_B \cdot \nabla \Phi \end{pmatrix} \begin{pmatrix} \mathbf{u}^{(1)} \\ \theta^{(1)} \end{pmatrix} = -i p^{(1)} \begin{pmatrix} \nabla \Phi \\ 0 \end{pmatrix} \\ & - \begin{pmatrix} \frac{d}{dt} + \mathcal{U} + \frac{1}{\widehat{Re}} (\nabla \Phi)^2 & 0 \\ 0 & \frac{d}{dt} + \frac{1}{\widehat{Re} Pr} (\nabla \Phi)^2 \end{pmatrix} \begin{pmatrix} \mathbf{u}^{(0)} \\ \theta^{(0)} \end{pmatrix} \\ & - \begin{pmatrix} \frac{2V}{r} \gamma \Theta \mathbf{e}_r \mathbf{e}_\phi^T & \gamma \frac{V^2}{r} \mathbf{e}_r - Ri \mathbf{e}_z \\ (\nabla \Theta)^T & 0 \end{pmatrix} \begin{pmatrix} \mathbf{u}^{(0)} \\ \theta^{(0)} \end{pmatrix} - \begin{pmatrix} \nabla p^{(0)} \\ 0 \end{pmatrix}, \end{aligned} \tag{3.4b}$$

where $d/dt = \partial/\partial t + \mathbf{u}_B \cdot \nabla$.

Taking the dot product of the first of the equations in the system (3.4a) with $\nabla\Phi$ under the constraint (3.2), we find that, for $\nabla\Phi \neq 0$,

$$p^{(0)} = 0. \tag{3.5}$$

Under the condition (3.5) the system (3.4a) has a non-trivial solution if the determinant of the 4×4 matrix on its left-hand side is vanishing. This gives us a four-fold characteristic root corresponding to the Hamilton–Jacobi equation

$$\frac{\partial\Phi}{\partial t} + \mathbf{u}_B \cdot \nabla\Phi = 0, \tag{3.6}$$

with the initial data $\Phi(\mathbf{x}, 0) = \Phi_0(\mathbf{x})$. Taking the gradient of (3.6) yields the eikonal equation

$$\frac{d}{dt} \nabla\Phi = -\nabla\mathbf{u}_B \cdot \nabla\Phi = -\mathcal{U}^T \nabla\Phi \tag{3.7}$$

with the initial condition $\nabla\Phi(\mathbf{x}, 0) = \nabla\Phi_0(\mathbf{x})$, where \mathcal{U}^T denotes the transposed 3×3 matrix \mathcal{U} defined by (2.10).

Relations (3.6) and (3.7) allow us to reduce the system (3.4b) to

$$\left(\frac{d}{dt} + \mathcal{U} + \frac{1}{Re} (\nabla\Phi)^2 \mathcal{I} + \frac{2V}{r} \gamma \Theta \mathbf{e}_r \mathbf{e}_\varphi^T \right) \mathbf{u}^{(0)} + \left(\gamma \frac{V^2}{r} \mathbf{e}_r - Ri \mathbf{e}_z \right) \theta^{(0)} = -i \nabla\Phi p^{(1)}, \tag{3.8a}$$

$$(\nabla\Theta)^T \mathbf{u}^{(0)} + \left(\frac{d}{dt} + \frac{1}{RePr} (\nabla\Phi)^2 \right) \theta^{(0)} = 0, \tag{3.8b}$$

where \mathcal{I} is the 3×3 identity matrix, $\mathbf{e}_r \mathbf{e}_\varphi^T$ is a 3×3 matrix and $(\nabla\Theta)^T \mathbf{u}^{(0)} = \nabla\Theta \cdot \mathbf{u}^{(0)}$.

Multiplying (3.8a) with the vector $\nabla\Phi$ from the left and taking into account the relation (3.2), we isolate the pressure term

$$p^{(1)} = i \frac{\nabla\Phi}{(\nabla\Phi)^2} \cdot \left[\left(\frac{d}{dt} + \mathcal{U} + \frac{2V}{r} \gamma \Theta \mathbf{e}_r \mathbf{e}_\varphi^T \right) \mathbf{u}^{(0)} + \left(\gamma \frac{V^2}{r} \mathbf{e}_r - Ri \mathbf{e}_z \right) \theta^{(0)} \right]. \tag{3.9}$$

Taking into account the identity

$$\frac{d}{dt} (\nabla\Phi \cdot \mathbf{u}^{(0)}) = \frac{d\nabla\Phi}{dt} \cdot \mathbf{u}^{(0)} + \nabla\Phi \cdot \frac{d\mathbf{u}^{(0)}}{dt} = 0 \tag{3.10}$$

we modify (3.9) in the following way:

$$p^{(1)} = i \frac{\nabla\Phi}{(\nabla\Phi)^2} \cdot \left[\left(\mathcal{U} + \frac{2V}{r} \gamma \Theta \mathbf{e}_r \mathbf{e}_\varphi^T \right) \mathbf{u}^{(0)} + \left(\gamma \frac{V^2}{r} \mathbf{e}_r - Ri \mathbf{e}_z \right) \theta^{(0)} \right] - i \frac{1}{(\nabla\Phi)^2} \frac{d\nabla\Phi}{dt} \cdot \mathbf{u}^{(0)}. \tag{3.11}$$

Now using the eikonal equation (3.7) we transform the last term in (3.11) to obtain

$$p^{(1)} = i \frac{2V}{r} \gamma \Theta \frac{(\nabla\Phi)^T \mathbf{e}_r \mathbf{e}_\varphi^T}{(\nabla\Phi)^2} \mathbf{u}^{(0)} + i \left(\gamma \frac{V^2}{r} \frac{(\nabla\Phi)^T \mathbf{e}_r}{(\nabla\Phi)^2} - Ri \frac{(\nabla\Phi)^T \mathbf{e}_z}{(\nabla\Phi)^2} \right) \theta^{(0)} + 2i \frac{(\nabla\Phi)^T \mathcal{U}}{(\nabla\Phi)^2} \mathbf{u}^{(0)}. \tag{3.12}$$

Substituting (3.12) into (3.8a) we finally arrive at the transport equations for the leading-order amplitudes $\mathbf{u}^{(0)}$ and $\theta^{(0)}$ of the localised wavepacket moving along the streamlines

of the base flow written in the stationary frame (Kirillov & Mutabazi 2024):

$$\begin{aligned} \frac{d\mathbf{u}^{(0)}}{dt} + \frac{|\mathbf{k}|^2}{\widehat{Re}} \mathbf{u}^{(0)} &= - \left(\mathcal{I} - \frac{\mathbf{k}\mathbf{k}^T}{|\mathbf{k}|^2} \right) \left(\gamma \frac{V^2}{r} \mathbf{e}_r - Ri \mathbf{e}_z \right) \theta^{(0)} \\ &\quad - \left(\mathcal{I} - 2 \frac{\mathbf{k}\mathbf{k}^T}{|\mathbf{k}|^2} \right) \mathcal{U} \mathbf{u}^{(0)} - 2\gamma \Theta \Omega \left(\mathcal{I} - \frac{\mathbf{k}\mathbf{k}^T}{|\mathbf{k}|^2} \right) \mathbf{e}_r \mathbf{e}_\varphi^T \mathbf{u}^{(0)}, \\ \frac{d\theta^{(0)}}{dt} + \frac{|\mathbf{k}|^2}{\widehat{Re}Pr} \theta^{(0)} &= - (\nabla \Theta)^T \mathbf{u}^{(0)}. \end{aligned} \tag{3.13}$$

Here $\mathbf{k}\mathbf{k}^T$ is a 3×3 matrix and we denote the wavenumber of the perturbations as $\mathbf{k} = \nabla \Phi$. In this notation the eikonal equation (3.6) determines evolution of the wavevector in the stationary frame

$$\frac{d\mathbf{k}}{dt} = -\mathcal{U}^T \mathbf{k} \tag{3.14}$$

under the constraint (following from (3.2))

$$\mathbf{k} \cdot \mathbf{u}^{(0)} = 0. \tag{3.15}$$

Note that the equations (3.13) differ from the amplitude equations derived earlier in Kirillov & Mutabazi 2017 by the Archimedean buoyancy term $-Ri \mathbf{e}_z$ and the term $S^{-1}DW$ in the matrix \mathcal{U} .

4. Dispersion relation

The derivative $\partial \mathbf{k} / \partial t$ of the wavevector $\mathbf{k} = (k_r, k_\varphi, k_z)$ in the frame of the wavepacket, rotating about the vertical axis with the angular velocity Ω is related to the derivative of this vector in the stationary frame as (Eckhardt & Yao 1995)

$$\frac{d\mathbf{k}}{dt} = \frac{\partial \mathbf{k}}{\partial t} + \mathcal{J} \mathbf{k}, \quad \mathcal{J} = \begin{pmatrix} 0 & -\Omega & 0 \\ \Omega & 0 & 0 \\ 0 & 0 & 0 \end{pmatrix}. \tag{4.1}$$

Taking into account (4.1) in (3.14), we get

$$\frac{\partial \mathbf{k}}{\partial t} = \begin{pmatrix} 0 & -2\Omega Ro & -S^{-1}DW \\ 0 & 0 & 0 \\ 0 & 0 & 0 \end{pmatrix} \begin{pmatrix} k_r \\ k_\varphi \\ k_z \end{pmatrix}. \tag{4.2}$$

Under the condition (Eckhoff & Storesletten 1978; Leibovich & Stewartson 1983; Emanuel 1984)

$$k_\varphi = -\overline{DW} k_z, \quad \text{with} \quad \overline{DW} = \frac{DW}{2\Omega RoS}, \tag{4.3a,b}$$

the components of the wavevector \mathbf{k} are time-independent in the rotating frame: $k_r = \text{const.}$, $k_\varphi = \text{const.}$, $k_z = \text{const.}$ Note that, since the vorticity of the helical base flow (2.7a) has two components, $\omega_B = (0, -S^{-1}DW, 2\Omega(1 + Ro))$, we can conclude from (4.3) that the azimuthal wavenumber of the perturbations is linked to their axial wavenumber through the azimuthal vorticity component ($-S^{-1}DW$) of the base flow. These perturbations exhibit helical symmetry (Emanuel 1984), remaining invariant along circular helices with a pitch of $2\pi r \overline{DW}$, and correspond to the most unstable and

exponentially growing three-dimensional perturbations, as demonstrated in the works of Eckhoff & Storesletten (1978), Leibovich & Stewartson (1983), Eckhoff (1984), Billant & Gallaire (2013).

Note that perturbations violating the constraint (4.3) were shown already by Eckhoff & Storesletten (1978) to grow algebraically and to be weaker than those satisfying the constraint. For this reason, the former have been a less popular subject of investigation in the context of swirling flows; however, see the works of Heaton & Peake (2006), Di Pierro & Abid (2010) for more details on this subject. These weaker instabilities also lie outside the scope of the present paper.

Under the condition (4.3) the amplitude equations (3.13) are autonomous in the rotating frame. Following the standard procedure (see, e.g. Eckhardt & Yao (1995) and Friedlander & Vishik 1995) we write explicitly the material derivative $d/dt = \partial/\partial t + \mathbf{u}_B \cdot \nabla$ on the left-hand side of equations (3.13) and explicitly compute their right-hand side, exploiting the relation

$$|\mathbf{k}|^2 = k_r^2 + k_z^2 [1 + \overline{DW}^2]. \tag{4.4}$$

Since $\mathbf{u}_B(r) = (0, V(r), S^{-1}W(r))$, the left-hand side of the resulting linear equations with constant coefficients does not contain the derivative with respect to r . This allows us to seek for their solution in the modal form $\mathbf{u}^{(0)}, \theta^{(0)} \sim e^{st+im\varphi+ik_z z}$, where $s = \sigma + i\omega$, $\sigma, \omega \in \mathbb{R}$, is the complex growth rate, and $m = k_\varphi r$ and k_z are the integer azimuthal and real axial wavenumbers. This yields the system of linear algebraic equations

$$\begin{aligned} \lambda u_r^{(0)} = & -\frac{DW}{SRO} \frac{k_r k_z}{|\mathbf{k}|^2} u_r^{(0)} - \frac{|\mathbf{k}|^2}{\widehat{Re}} u_r^{(0)} + 2\Omega(1-\gamma\Theta) \left(1 - \frac{k_r^2}{|\mathbf{k}|^2}\right) u_\varphi^{(0)} \\ & - \left(\gamma r \Omega^2 \left(1 - \frac{k_r^2}{|\mathbf{k}|^2}\right) + Ri \frac{k_r k_z}{|\mathbf{k}|^2}\right) \theta^{(0)}, \end{aligned} \tag{4.5a}$$

$$\begin{aligned} \lambda u_\varphi^{(0)} = & -2\Omega \left(Ro + \frac{k_r^2 + k_z^2}{|\mathbf{k}|^2}\right) u_r^{(0)} - \frac{|\mathbf{k}|^2}{\widehat{Re}} u_\varphi^{(0)} + (1-\gamma\Theta) \frac{DW}{SRO} \frac{k_r k_z}{|\mathbf{k}|^2} u_\varphi^{(0)} \\ & - \left(\gamma r \Omega^2 - Ri \frac{k_z}{k_r}\right) \frac{1}{2\Omega} \frac{DW}{SRO} \frac{k_r k_z}{|\mathbf{k}|^2} \theta^{(0)}, \end{aligned} \tag{4.5b}$$

$$\begin{aligned} \lambda u_z^{(0)} = & -\frac{|\mathbf{k}|^2}{\widehat{Re}} u_z^{(0)} - \frac{DW}{SRO} \left(Ro + \frac{k_z^2}{|\mathbf{k}|^2}\right) u_r^{(0)} - 2\Omega(1-\gamma\Theta) \frac{k_r k_z}{|\mathbf{k}|^2} u_\varphi^{(0)} \\ & + \gamma r \Omega^2 \frac{k_r k_z}{|\mathbf{k}|^2} \theta^{(0)} + Ri \left(1 - \frac{k_z^2}{|\mathbf{k}|^2}\right) \theta^{(0)}, \end{aligned} \tag{4.5c}$$

$$\lambda \theta^{(0)} = -D\Theta u_r^{(0)} - \frac{|\mathbf{k}|^2}{Pr\widehat{Re}} \theta^{(0)}, \tag{4.5d}$$

where

$$\lambda = \sigma + i \left(\omega + m\Omega + \frac{k_z W}{S}\right). \tag{4.6}$$

The generalised eigenvalue λ includes the Doppler frequency $\omega_D = m\Omega + k_z W/S$ of the fluid particle moving along the helix around the cylindrical annulus at the radius $r \in [r_1, r_2]$. One can see that multiplying (4.5a) with k_r/k_z , subtracting the result from (4.5b) multiplied with \overline{DW} , and taking into account (3.15) yields (4.5c), which is therefore decoupled from the first two. The remaining equations (4.5a), (4.5b) and (4.5d) result

in the matrix eigenvalue problem for the 3×3 matrix \mathcal{H} with the eigenvalue parameter λ given by (4.6), where (Kirillov & Mutabazi 2024)

$$\mathcal{H} = \begin{pmatrix} -\frac{DW}{SRo} \frac{k_r k_z}{|\mathbf{k}|^2} - \frac{|\mathbf{k}|^2}{\widehat{Re}} & 2\Omega(1 - \gamma\Theta) \left(1 - \frac{k_r^2}{|\mathbf{k}|^2}\right) & -\left(r\gamma\Omega^2 \left(1 - \frac{k_r^2}{|\mathbf{k}|^2}\right) + Ri \frac{k_r k_z}{|\mathbf{k}|^2}\right) \\ -2\Omega \left(Ro + \frac{k_r^2 + k_z^2}{|\mathbf{k}|^2}\right) & (1 - \gamma\Theta) \frac{DW}{SRo} \frac{k_r k_z}{|\mathbf{k}|^2} - \frac{|\mathbf{k}|^2}{\widehat{Re}} & -\left(r\gamma\Omega^2 - Ri \frac{k_z}{k_r}\right) \frac{1}{2\Omega} \frac{DW}{SRo} \frac{k_r k_z}{|\mathbf{k}|^2} \\ -D\Theta & 0 & \frac{|\mathbf{k}|^2}{\widehat{Re}} \frac{Pr - 1}{Pr} - \frac{|\mathbf{k}|^2}{\widehat{Re}} \end{pmatrix}. \tag{4.7}$$

We find the dispersion relation by computing the characteristic polynomial of \mathcal{H} , i.e.

$$p(\lambda) = -\det(\mathcal{H} - \lambda\mathcal{I}) = a_3\lambda^3 + a_2\lambda^2 + a_1\lambda + a_0, \tag{4.8}$$

with the real coefficients

$$a_3 = 1, \tag{4.9a}$$

$$a_2 = \frac{k_r k_z}{|\mathbf{k}|^2} \frac{DW}{SRo} \gamma\Theta + \frac{2Pr + 1}{Pr} \frac{|\mathbf{k}|^2}{\widehat{Re}}, \tag{4.9b}$$

$$a_1 = \Omega^2 \left(1 - \frac{k_r^2}{|\mathbf{k}|^2}\right) \left\{ 4 \left[Ro + \frac{k_r^2 + k_z^2}{|\mathbf{k}|^2} \right] (1 - \gamma\Theta) - \gamma r D\Theta \right\} + \frac{Pr + 2}{Pr} \frac{|\mathbf{k}|^4}{\widehat{Re}^2} - \frac{(DW)^2}{S^2 Ro^2} \frac{k_r^2 k_z^2}{|\mathbf{k}|^4} (1 - \gamma\Theta) - Ri \frac{k_r k_z}{|\mathbf{k}|^2} D\Theta + \frac{Pr + 1}{Pr} \frac{DW}{SRo} \frac{k_r k_z}{|\mathbf{k}|^2} \frac{|\mathbf{k}|^2}{\widehat{Re}} \gamma\Theta, \tag{4.9c}$$

$$a_0 = \frac{D\Theta DW}{SRo} \frac{k_z^2}{|\mathbf{k}|^2} Ri(1 - \gamma\Theta) - \frac{k_r k_z}{|\mathbf{k}|^2} \frac{|\mathbf{k}|^2}{\widehat{Re}} Ri D\Theta + \frac{|\mathbf{k}|^2 \Omega^2}{\widehat{Re} Pr} \left(1 - \frac{k_r^2}{|\mathbf{k}|^2}\right) \left\{ 4 \left[Ro + \frac{k_r^2 + k_z^2}{|\mathbf{k}|^2} \right] (1 - \gamma\Theta) - \gamma r D\Theta Pr \right\} + \frac{|\mathbf{k}|^2}{\widehat{Re} Pr} \left(\frac{|\mathbf{k}|^2}{\widehat{Re}} - \frac{k_r k_z}{|\mathbf{k}|^2} \frac{DW}{SRo} (1 - \gamma\Theta) \right) \left(\frac{|\mathbf{k}|^2}{\widehat{Re}} + \frac{k_r k_z}{|\mathbf{k}|^2} \frac{DW}{SRo} \right). \tag{4.9d}$$

In view of $Ri = (W_T/W_0)(1/S\widehat{Re})$ the coefficients (4.9) and the matrix (4.7) reduce to those derived by Kirillov & Mutabazi (2017) in the limit $S \rightarrow \infty$, as shown in Appendix B.

5. Local linear stability analysis of swirling flows

In the following we derive general stability conditions of the base flow by applying the Liénard–Chipart stability criterion (Kirillov & Mutabazi 2017; Kirillov 2021) to the characteristic polynomial (4.8) with the coefficients (4.9). This criterion guarantees λ (4.6) to have only a negative real part:

$$a_0 > 0, \quad a_2 > 0, \quad a_1 a_2 - a_0 > 0. \tag{5.1a,b,c}$$

We first examine isothermal flows ($\gamma = 0, Ri = 0$), such as spiral Couette and spiral Poiseuille flows, where the coefficients (4.9) simplify enough to allow for a fully analytical treatment. Next, we explore the most general scenario, involving both radial heating and Archimedean buoyancy, which includes BCF. For the sake of simplicity of notation in § 5, we omit the hat over the Reynolds numbers.

5.1. Viscous isothermal swirling flows

5.1.1. Viscous extension of the LELS centrifugal instability criterion

Assuming that $\gamma = 0$ and $Ri = 0$ in (4.9) automatically satisfies the condition $a_2 > 0$. This leaves only two inequalities, (5.1a) and (5.1c), to determine stability. The condition $a_0 = 0$ following from the inequality (5.1a) defines the neutral stability curve as

$$4\Omega^2 \left(1 - \frac{k_r^2}{|\mathbf{k}|^2}\right) \left[Ro + \frac{k_r^2 + k_z^2}{|\mathbf{k}|^2}\right] - \frac{k_r^2 k_z^2}{|\mathbf{k}|^4} \frac{DW^2}{S^2 Ro^2} + \frac{|\mathbf{k}|^4}{Re^2} = 0, \tag{5.2}$$

where $|\mathbf{k}|$ is given by (4.4). The swirl parameter

$$S = \frac{Re}{Re_z} \tag{5.3}$$

is now defined via the axial Reynolds number $Re_z = W_0 d / \nu$, based on the characteristic axial flow velocity W_0 for isothermal flows. The details of its definition for SCF and SPF base flows are given in Appendix A.

Taking into account relations (4.3) and (4.4), we can rewrite (5.2) as

$$\frac{4\Omega^2 k_z^2 (\overline{DW}^2 Ro + Ro + 1) Re^2 + (\overline{DW}^2 k_z^2 + k_r^2 + k_z^2)^3}{4\Omega^2 Re^2 (\overline{DW}^2 k_z^2 + k_r^2 + k_z^2)} = 0, \tag{5.4}$$

which, given the positivity of its denominator, leads to an equation

$$q(k_z) = 0, \tag{5.5}$$

where

$$q(k_z) = (\overline{DW}^2 + 1)^3 k_z^6 + 3k_r^2 (\overline{DW}^2 + 1)^2 k_z^4 + [3(\overline{DW}^2 + 1)k_r^4 + 4\Omega^2 Re^2 (\overline{DW}^2 Ro + Ro + 1)]k_z^2 + k_r^6 \tag{5.6}$$

is a real polynomial of degree six in k_z . Using the explicit expression (4.3b) for \overline{DW} and (5.3) for the swirl parameter S , we can interpret (5.5) as defining a family of neutral stability curves in the (Re_z, Re) plane.

Masuda *et al.* (2008) observed, using global numerical linear stability analysis, that the neutral stability curves of three-dimensional perturbations in plane Poiseuille flow with streamwise system rotation share a common envelope in the plane defined by the axial Reynolds number and the rotation number. This envelope exhibits both vertical and horizontal asymptotes at large values of these parameters. They further hypothesised that a similar envelope is likely to exist for SPF between concentric cylinders with $\eta = 0.5$ (Meseguer & Marques 2002). Since (5.5) describes the family of neutral stability curves corresponding to the onset of centrifugal instability in isothermal swirling flows – including both SCF and SPF – we aim to test this hypothesis and search for an envelope of the family defined by (5.5).

To determine the envelope, we can compute the discriminant of the polynomial (5.6), using a standard tool in any modern computer algebra system:

$$\text{Disc}_{k_z}(q) = \left[27(\overline{DW}^2 + 1)k_r^4 + 16\Omega^2 Re^2 (\overline{DW}^2 Ro + Ro + 1)\right]^2 \times (\overline{DW}^2 Ro + Ro + 1)^4 (\overline{DW}^2 + 1)^9 (-16384) Re^8 \Omega^8 k_r^6. \tag{5.7}$$

Since the envelope corresponds to a portion of the discriminant set of the polynomial, given by $\text{Disc}_{k_z}(q) = 0$ (Hartman & Wintner 1953; Bruce & Giblin 1992), we focus only on the first factor in (5.7). Introducing the Rayleigh discriminant

$$N_{\Omega}^2 = 4(1 + Ro)\Omega^2, \tag{5.8}$$

we express Ro in terms of N_{Ω}^2 and set the first factor in (5.7) to zero, obtaining a compact analytical expression that defines the envelope of the neutral stability curves (5.2) for isothermal viscous swirling flows (Kirillov & Mutabazi 2024):

$$E(Re_z, Re) = \frac{N_{\Omega}^2}{\Omega^2} - \frac{4\overline{DW}^2}{1 + \overline{DW}^2} + \frac{27}{4\Omega^2} \frac{k_r^4}{Re^2} = 0. \tag{5.9}$$

Alternatively, the envelope (5.9) can be derived using the classical approach (Hartman & Wintner 1953; Bruce & Giblin 1992) by first differentiating (5.5) with respect to k_z , resulting in a biquadratic equation in k_z . Solving this equation explicitly and substituting the solution back into (5.5) leads directly to the envelope equation (5.9).

According to Hull (2020) (see also Bonnans & Shapiro 2000, Milgrom & Segal 2002), the determination of an envelope can be formulated as a parametric optimisation problem. To illustrate this third approach, we present an example of such a problem that leads to the envelope (5.9).

First, we note that (5.4) can be rewritten as

$$Re = \frac{(k_r^2 + (1 + \overline{DW}^2)k_z^2)^{3/2}}{2\Omega k_z (-1 - Ro(1 + \overline{DW}^2))^{1/2}}. \tag{5.10}$$

Since the right-hand side of (5.10) contains Re through the swirl parameter (5.3), which itself is embedded in \overline{DW} (4.3b), this equation implicitly defines a neutral stability curve in the (Re_z, Re) plane. Alternatively, for a fixed S , we can treat (5.10) as defining Re as a function of k_z and seek to minimise it with respect to the axial wavenumber.

At the minimiser, given by

$$k_{z,c} = k_r [2(1 + \overline{DW}^2)]^{-1/2}, \tag{5.11}$$

the minimal Reynolds number is

$$Re_c = \frac{3\sqrt{3}k_r^2}{2\Omega} \left(\frac{4\overline{DW}^2}{1 + \overline{DW}^2} - \frac{N_{\Omega}^2}{\Omega^2} \right)^{-1/2} = \frac{3\sqrt{3}k_r^2}{4\Omega} \left(\frac{\overline{DW}^2}{1 + \overline{DW}^2} - (1 + Ro) \right)^{-1/2}. \tag{5.12}$$

Through straightforward algebraic manipulations, the condition $Re = Re_c$ leads directly to the envelope equation (5.9), in which we, again, should take into account (5.3) and (4.3b).

The azimuthal component, $-S^{-1}DW$, of vorticity ω_B due to the axial flow destabilises the azimuthal flow in the annulus: it decreases the threshold of the Rayleigh-unstable flows ($1 + Ro < 0$) whereas the Rayleigh-stable flows are destabilised by the axial flow, if

$$0 < 1 + Ro < \frac{\overline{DW}^2}{1 + \overline{DW}^2} \tag{5.13}$$

or

$$\frac{N_\Omega^2}{\Omega^2} - \frac{4\overline{DW}^2}{1 + \overline{DW}^2} < 0. \tag{5.14}$$

In (5.14) we recover the inviscid LELS instability criterion of isothermal swirling flow at $Re \rightarrow \infty$; see Appendix C.

In the absence of the axial flow ($\overline{DW} = 0$), the inequality $E(Re_z, Re) < 0$ exactly reproduces the result of Eckhardt & Yao (1995) for the centrifugal instability of the viscous Couette–Taylor flow:

$$\frac{N_\Omega^2}{\Omega^2} + \frac{27}{4\Omega^2} \frac{k_r^4}{Re^2} < 0. \tag{5.15}$$

5.1.2. *Growth rate of the centrifugal LELS instability of isothermal viscous swirling flows*
 The dispersion relation (4.8) factorises for isothermal viscous swirling flows as

$$\left(\lambda^2 + 2 \frac{|\mathbf{k}|^2}{Re} \lambda + \frac{|\mathbf{k}|^4}{Re^2} + 4\Omega^2 \frac{k_z^2}{|\mathbf{k}|^2} (1 + Ro(1 + \overline{DW}^2)) \right) \left(\lambda + \frac{|\mathbf{k}|^2}{RePr} \right), \tag{5.16}$$

where $|\mathbf{k}|^2$ is defined in (4.4). The simple root associated with the second factor is always negative and corresponds to damped modes of the perturbation. The other two roots,

$$\lambda = -\frac{|\mathbf{k}|^2}{Re} \pm 2\Omega \frac{k_z}{|\mathbf{k}|} \sqrt{-1 - Ro(1 + \overline{DW}^2)}, \tag{5.17}$$

determined by the quadratic polynomial in the first factor, can exhibit positive real parts if and only if Re exceeds the marginal value specified on the right-hand side of (5.10), which was derived from the condition $a_0 = 0$. In this case, one mode is damped and the other is amplified with a frequency $m\Omega + (k_z W/S)$, according to (4.6).

This analysis confirms that $a_0 < 0$ is the sole instability condition following from the three inequalities of the criterion (5.1) for viscous isothermal swirling flows. The envelope (5.9) of the individual instability domains specified by the inequality $a_0 < 0$ yields a viscous extension of the inviscid LELS instability criterion (5.14) for isothermal swirling flows.

The growth rate of the centrifugal instability can be estimated analytically at any position within the annulus using (5.17), particularly at the geometric mean radius, for which the expressions for DW_g are provided in table 1.

Specifically, for CCF ($W = 0$), we obtain

$$\lambda = -\frac{|\mathbf{k}|^2}{Re} \pm 2\Omega \frac{k_z}{|\mathbf{k}|} \sqrt{-1 - Ro}. \tag{5.18}$$

Hence, the marginal stability condition for Rayleigh-unstable CCF ($1 + Ro < 0$) is given by

$$Re_m^{CCF} = \pm \frac{|\mathbf{k}|^3}{k_z} \frac{1}{2\Omega \sqrt{-1 - Ro}}. \tag{5.19}$$

For Rayleigh-stable CCF ($1 + Ro > 0$), the epicyclic frequency is given by $N_\Omega = 2\Omega \sqrt{1 + Ro}$.

5.1.3. *Spiral Couette flow*

To illustrate the inviscid LELS criterion (5.14) and its viscous extension, $E(Re_z, Re) < 0$, with E given by (5.9), we consider the enclosed SCF as a base flow. Then, $W_0 = W_1$, i.e. the sliding speed of the inner cylinder, the dimensionless axial velocity $W(r)$ is given by (A17) and (A18), while $V(r)$ is defined by (A2); see table 1.

Parameterisation by the axial wavenumber k_z : the neutral stability curves (5.5) for the enclosed SCF with $W(r)$ given by (A17) and (A18), $\eta = 0.4$ and $k_r = 2\sqrt{2}$ are shown in the (Re_z, Re) plane in figure 2 for different values of k_z and μ as black solid curves bounding the greenish centrifugal LELS instability domains. All computations for the SCF are performed at the geometric mean radius (A4).

For Rayleigh-unstable flows ($N_\Omega^2 < 0$ or $Ro < -1$), their envelope (5.9) is a single curve, shown as a red thick curve in figure 2(a) for $\mu = 0$. The envelope has a maximum $Re = Re_0$ when $Re_z = 0$ and a horizontal asymptote $Re = Re_\infty$ as $|Re_z| \rightarrow \infty$, where

$$Re_0 = \frac{3\sqrt{3}k_r^2}{4\Omega\sqrt{-Ro-1}}, \quad Re_\infty = \frac{3\sqrt{3}k_r^2}{4\Omega\sqrt{-Ro}}. \tag{5.20a,b}$$

The asymptotes $Re = Re_\infty$ are shown in figure 2 by the black dot-dashed lines.

As $Ro \rightarrow -1$, $Re_0 \rightarrow \infty$, and for Rayleigh-stable flows ($-1 < Ro < 0$), the envelope splits into two curves, each with vertical tangents at $Re_z = \pm Re_z^{min}$, where

$$Re_z^{min} = \frac{3}{2} \frac{\sqrt{3}k_r^2}{DW} (1 + \sqrt{Ro+1}) \tag{5.21}$$

is the minimal critical axial Reynolds number destabilising Rayleigh-stable isothermal azimuthal flows. The vertical solid lines in figure 2(c) show $\pm Re_z^{min} \approx \pm 27.43$.

Additionally, in figure 2(c) the classical inviscid LELS criterion (5.14) is represented by the oblique black solid lines touching the upper parts of the envelope (5.9) as $Re \rightarrow \infty$. While (5.14) does not apply to Rayleigh-unstable flows, its viscous extension, $E(Re_z, Re) < 0$, defines the stability boundary in this case, as given by the envelope (5.9); see figure 2(a).

We can interpret these results as indicating that the axial flow induced by the sliding inner cylinder introduces a destabilising mechanism into the Couette–Taylor flow. The value Re_∞ corresponds to the minimum rotation rate below which the sliding of the inner cylinder is no longer able to destabilise the SCF.

Expressing \overline{DW} from the envelope equation (5.9), substituting the result into (5.11) and subsequently utilising the explicit expressions provided in (5.8) and (5.20) for isothermal swirling flows, we derive the following analytical expression, which describes the dependence of the critical axial wavenumber k_z of the perturbations on the critical Reynolds number Re along the envelope (5.9):

$$|k_z|(Re) = k_r \frac{\sqrt{2}}{2} \sqrt{\frac{1 - \left(\frac{Re_\infty}{Re}\right)^2}{1 - \left(\frac{Re_\infty}{Re_0}\right)^2}}. \tag{5.22}$$

In particular, it implies that $|k_z| \rightarrow 0$ as $Re \rightarrow Re_\infty$ and reaches its terminal value at $Re = Re_0$,

$$k_z^{term} = \frac{\sqrt{2}}{2} k_r, \tag{5.23}$$

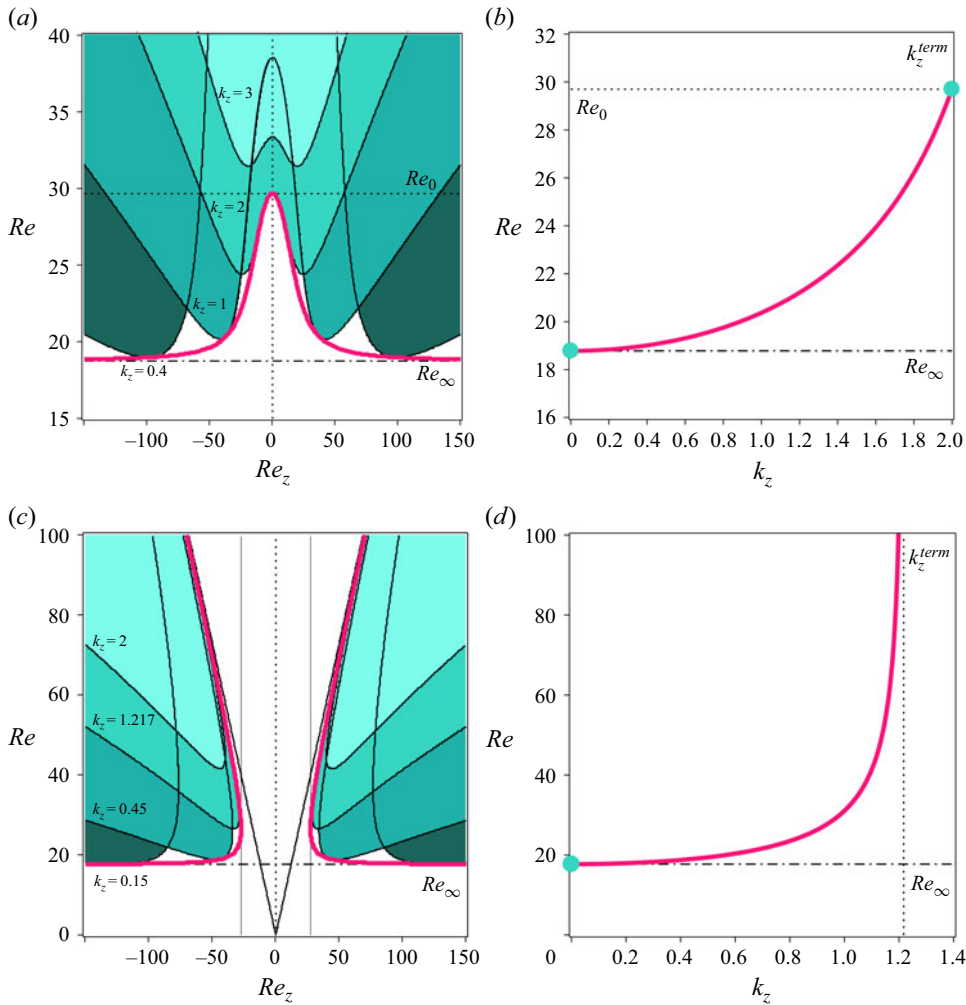


Figure 2. Isothermal enclosed SCF with $\eta = 0.4$ and $k_r = 2\sqrt{2}$. (a,c) Greenish centrifugal LELS instability domains in the (Re_z, Re) plane, parameterised by k_z , and their envelope (5.9) (thick red curves) for (a) $\mu = 0$ and $Re_\infty \approx 18.78$, and (c) $\mu = 0.5$ and $Re_\infty \approx 17.71$. (b) Variation of k_z from 0 to the terminal value $k_z^{term} = (\sqrt{2}/2)k_r = 2$ according to (5.22) as Re increases from $Re_\infty \approx 18.78$ (dot-dashed line) to $Re_0 \approx 29.70$ (dotted line) for $\mu = 0$. (d) Variation of k_z from 0 to the terminal value $k_z^{term} = (\sqrt{-2Ro}/2)k_r \approx 1.217$ according to (5.22) as Re increases from $Re_\infty \approx 17.71$ (dot-dashed line) to infinity for $\mu = 0.5$.

for Rayleigh-unstable flows (figure 2b), and

$$k_z^{term} = \frac{\sqrt{-2Ro}}{2} k_r, \tag{5.24}$$

as $Re \rightarrow \infty$ for Rayleigh-stable flows (figure 2d), agreeing with numerical studies by Ludwig (1964), Ng & Turner (1982), Ali & Weidman (1993) and Meseguer & Marques (2000).

Additionally, figure 2(b,d) shows that the spectrum of axial wavenumbers for perturbations differs between Rayleigh-unstable and Rayleigh-stable flows. In Rayleigh-unstable flows (figure 2b), the destabilising centrifugal force broadens the wavenumber

range, whereas in Rayleigh-stable flows (figure 2d), it is limited to lower k_z values. Long axial wavelength perturbations are favoured as Re approaches Re_∞ (and $Re_z \rightarrow \infty$).

From (5.9), we determine that at the points of the envelope,

$$Re = Re_\infty \left(1 + \frac{27k_r^4}{8DW^2Re_z^2} + \dots \right) \tag{5.25}$$

as $Re_z \rightarrow \infty$, where Re_∞ is defined by (5.20b).

Substituting (5.25) into (5.22), we find the relation between axial and radial wavenumbers on the stability boundary,

$$k_z = \frac{3\sqrt{-6Ro}}{4DW} \frac{k_r^3}{Re_z} + O(Re_z^{-3}), \tag{5.26}$$

as $Re_z \rightarrow \infty$, which confirms the numerical result from Ali & Weidman (1993) that $k_z \sim 1/Re_z$ in this limit; cf. figure 11 of their work. Unlike Ali & Weidman (1993) however, we have explicitly derived the coefficient of Re_z^{-1} , showing its dependence on the flow properties. Indeed, substituting Ro evaluated at the mean geometric radius for $\mu = 0$ from (A3) to (5.26), we obtain

$$k_z = \frac{3\sqrt{6}}{4DW\sqrt{1-\eta}} \frac{k_r^3}{Re_z} + O(Re_z^{-3}). \tag{5.27}$$

Thus, we confirm that the coefficient of Re_z^{-1} increases as $\eta \rightarrow 1$, in agreement with the numerical findings of Ali & Weidman (1993); cf. equation 9 and table II of their work.

Parameterisation by azimuthal wavenumber m : utilising the relationship (4.3) between the azimuthal and axial wavenumbers, with $m = rk_\phi$, we can interpret (5.5) as defining a family of curves parameterised by the azimuthal wavenumber $m \in \mathbb{R}$. Although in this parametrisation the individual neutral stability curves (5.5) in the (Re_z, Re) plane look different (cf. figures 2 and 3), they have the same envelope (5.9), as verified either through direct calculation of the envelope or by minimising the critical Reynolds number in (5.10) with respect to m . Specifically, considering the relation (5.3), we find that the neutral stability curves (5.5), parameterised by m , exhibit horizontal asymptotes in the (Re_z, Re) plane as $Re_z \rightarrow \infty$:

$$Re_\infty(m) = \frac{(k_r^2 r^2 + m^2)^{3/2}}{2|m|\Omega r^2 \sqrt{-Ro}}. \tag{5.28}$$

In figure 3(a,c) the greenish domains of centrifugal instability bounded by the solid black neutral stability curves (5.5), parameterised by m , are shown in the (Re_z, Re) plane for the isothermal enclosed SCF with $W(r)$ given by (A17) and (A18), $\eta = 0.4$ and $k_r = 2\sqrt{2}$ for various values of m and μ . The neutral stability curves are flattening as $Re_z \rightarrow \infty$, thus confirming the asymptotes (5.28). The oblique black solid lines in figure 3(c) indicate the inviscid LELS criterion (5.14). Vertical solid lines in figure 3(c) show $\pm Re_z^{min} \approx \pm 27.43$ given by (5.21). All computations for the SCF are performed at the mean geometric radius (A4).

By differentiating (5.28) with respect to m , we determine the minimiser of $Re_\infty(m)$, i.e.

$$m_{min} = \pm \frac{\sqrt{2}}{2} r k_r, \tag{5.29}$$

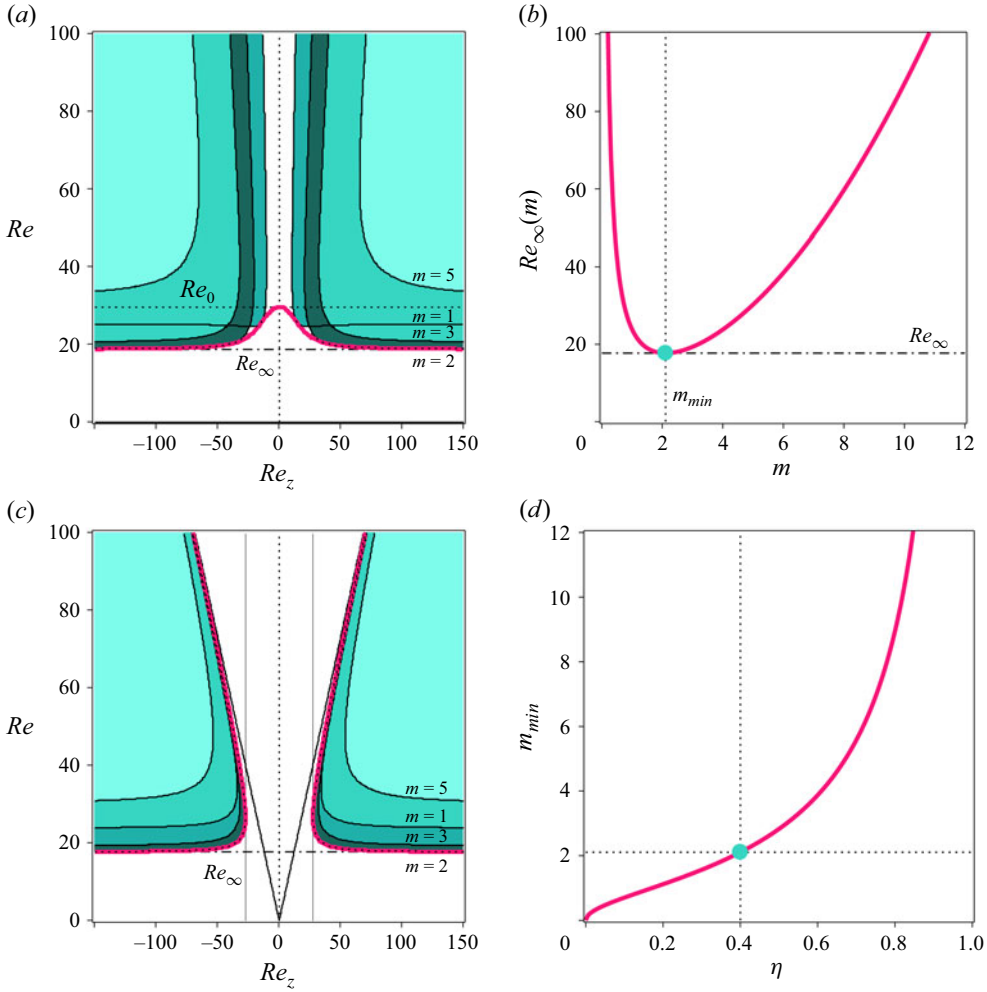


Figure 3. Isothermal enclosed SCF with $\eta = 0.4$ and $k_r = 2\sqrt{2}$. (a,c) Greenish centrifugal LELS instability domains in the (Re_z, Re) plane, parameterised by m , and their envelope (5.9) (thick red curves) for (a) $\mu = 0$ and $Re_\infty \approx 18.78$, and (c) $\mu = 0.5$ and $Re_\infty \approx 17.71$. (b) The asymptotic value $Re_\infty(m)$ (5.28) for individual neutral stability curves when $\mu = 0.5$, showing a minimum equal to $Re_\infty \approx 17.71$ (green circle), given by (5.20b), at $m = m_{min} \approx 2.108$, as given by (5.29) or (5.30). (d) Variation of m_{min} with η for $\mu = 0.5$, according to (5.30), where the green circle indicates the minimal value $m \approx 2.108$ at $\eta = 0.4$.

which thus defines the terminal azimuthal wavenumber as the floor of m_{min} , $m_{term} = \pm \lfloor |m_{min}| \rfloor \in \mathbb{Z}$, previously known only through numerical computations (Ali & Weidman 1993) (cf. figure 5 and table II of their work) and Meseguer & Marques (2000) (cf. figure 2 of their work). Substituting (5.29) into (5.28) yields the minimal value of $Re_\infty(m)$, exactly matching the limiting value Re_∞ in (5.20b); see figure 3(a,b).

At the mean geometric radius (A4), (5.29) takes the form

$$m_{min} = \pm \frac{k_r}{2} \frac{\sqrt{2\eta}}{1 - \eta}, \tag{5.30}$$

allowing us to find the terminal azimuthal wavenumber $m_{term} = \pm \lfloor |m_{min}| \rfloor$ at different ratios of the cylinder radii, η ; see figure 3(d). Comparing figure 3(d) with figure 13 from

Ali & Weidman (1993), one can see full qualitative and very good quantitative agreement between our analytical formula (5.30) and their earlier numerical results.

For example, using the parameters from figure 3, namely $\eta = 0.4$ and $k_r = 2\sqrt{2}$, in (5.30), we find that $m_{min} \approx 2.108$. This yields a terminal axial wavenumber of $m_{term} = 2$. In figure 3 the neutral stability curve for azimuthal wavenumber $m = 2$ is nearly indistinguishable from the envelope at large Re_z , unlike the curves for $m = 1, 3$ and 5 . This is because the terminal Reynolds number $Re_\infty(2) \approx 17.74$, as given by (5.28), is very close to the horizontal asymptote of the envelope $Re_\infty \approx 17.71$ for the Rayleigh-stable case with $\mu = 0.5$ (figure 3c), and $Re_\infty \approx 18.78$ for the Rayleigh-unstable case with $\mu = 0$ (figure 3a), as given by (5.20b). The horizontal asymptotes $Re = Re_\infty$ are shown in figure 3(a,c) by black dot-dashed lines.

Explicit expression for the neutral stability surface in (Re_z, Re_2, Re) space: note that the envelope equation (5.9) is universal for all isothermal swirling flows. For example, for flows between differentially rotating cylinders, the following relationship between the ratio of the angular velocities of the cylinders and the ratio of their radii, defined in (2.1), holds, i.e.

$$\mu = \eta \frac{Re_2}{Re}, \quad Re = \frac{R_1 \Omega_1 d}{\nu}, \quad Re_2 = \frac{R_2 \Omega_2 d}{\nu}, \quad (5.31a,b,c)$$

where Re and Re_2 are the Reynolds numbers of the inner and outer cylinders, respectively (Meseguer & Marques 2000, 2002). This reformulates the azimuthal velocity (A2) and the expressions (A3) evaluated at the mean geometric radius (A4), which incorporate the parameter μ , in terms of Re_2 . As a result, (5.9) yields the explicit analytical expression for the neutral stability surface within the (Re_z, Re_2, Re) space:

$$\left[\frac{(1 + \eta) DW_g Re_z}{2(Re - \eta Re_2)} \right]^2 + \frac{27k_r^4(1 + \eta)^2 - 16(1 - \eta)(Re + Re_2)(\eta Re - Re_2)}{27k_r^4(1 + \eta)^2 - 16(1 - \eta)(Re + Re_2)(Re - \eta Re_2)} = 0. \quad (5.32)$$

To the best of our knowledge, such a closed-form equation has not previously been reported in the literature on isothermal swirling flows, where numerical results are prevailing.

Note that the ‘individuality’ of an isothermal swirling flow enters (5.32) only by means of the radial derivative, DW_g , of its axial velocity evaluated at the mean geometric radius (A4). The expressions for DW_g derived in Appendix A are presented in table 1 for the SPF (A29), as well as for both open (A22) and enclosed (A21) SCFs.

In the case of the open SCF the expression for DW_g given by (A22) is especially simple: $DW_g = (1 - \eta)/(\sqrt{\eta} \ln \eta)$. The surface (5.32) and its cross-sections are shown in figure 4 for the open SCF with $k_r = \pi$ and $\eta = 0.5$ to facilitate comparison with the numerical results of Meseguer & Marques (2000). All computations for the open SCF are performed at the mean geometric radius (A4).

At $Re_z = 0$, the surface yields the neutral stability curve of the Couette–Taylor flow obtained by the same local stability analysis by Eckhardt & Yao (1995), i.e.

$$(Re + Re_2)(\eta Re - Re_2) = \frac{27}{16} \frac{(1 + \eta)^2}{1 - \eta} k_r^4, \quad (5.33)$$

which yields, at large Re_2 ,

$$Re = \frac{1}{\eta} Re_2 + \frac{27}{16} \frac{1 + \eta}{1 - \eta} \frac{k_r^4}{Re_2} + O(Re_2^{-3}), \quad (5.34)$$

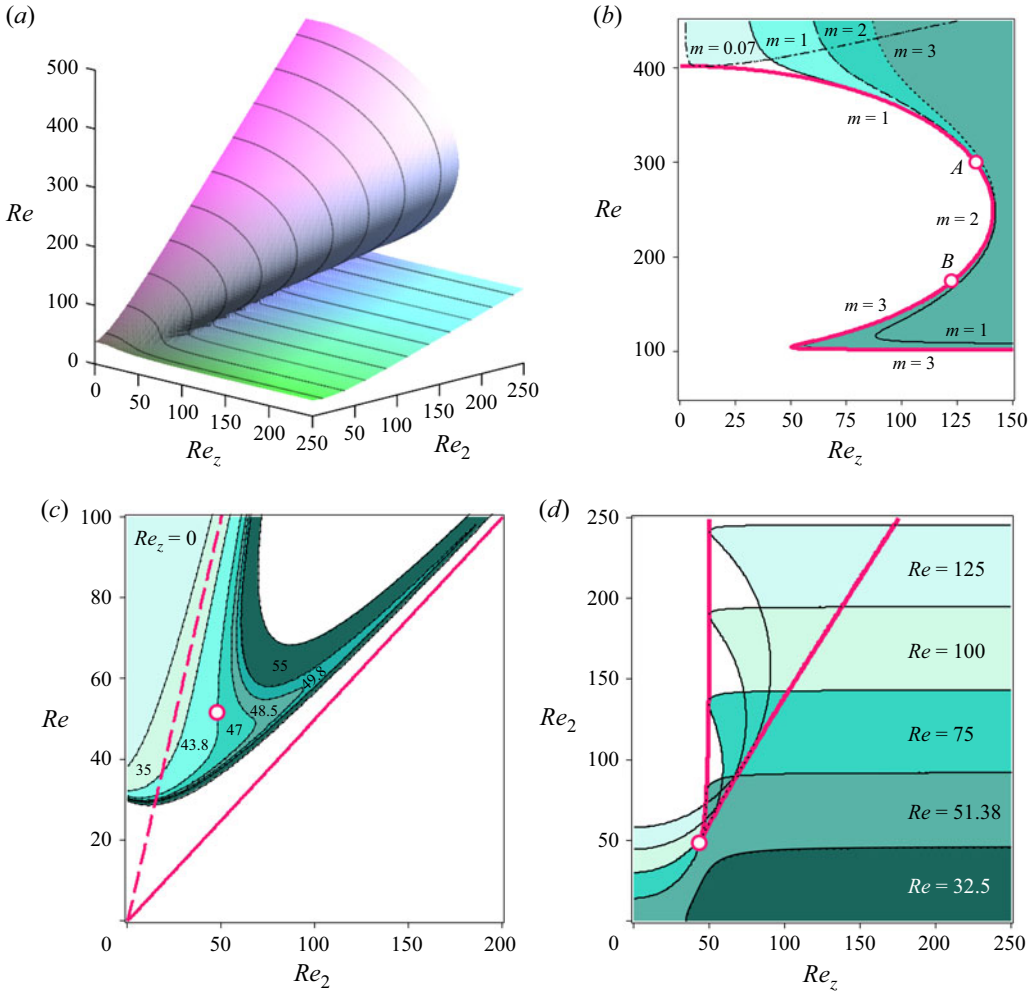


Figure 4. Open SCF with DW_g given by (A22), with $k_r = \pi$ and $\eta = 0.5$. (a) Folded surface of the envelope (5.32) in (Re_z, Re_2, Re) space. (b) For $Re_2 = 200$, the thick solid red line shows the envelope (5.32) in the (Re_z, Re) plane. Shaded areas indicate individual instability domains defined by (5.5) and (4.3), corresponding to $m = 0.07, 1, 2, 3$. (c) Cross-sections of the instability domain (shaded regions) defined by the envelope surface (5.32) in the (Re_2, Re) plane, covering a range of Re_z values from 0 to 55. (d) Shaded cross-sections of the surface (5.32) indicating instability domains at various Re values in the (Re_z, Re_2) plane that, for $Re > 51.28$, touch the thick red curve (5.40) that features a cusp point at (43.79, 48.21) shown by the open circle.

meaning that (5.33) has the inviscid Rayleigh line

$$Re = \eta^{-1} Re_2 \tag{5.35}$$

as its asymptote shown by the thick dashed straight line in figure 4(c).

In another limit, $Re_z \rightarrow \infty$, the surface (5.32) produces a different neutral stability curve,

$$(Re + Re_2)(Re - \eta Re_2) = \frac{27}{16} \frac{(1 + \eta)^2}{1 - \eta} k_r^4, \tag{5.36}$$

which yields, at large Re_2 ,

$$Re = \eta Re_2 + \frac{27}{16} \frac{1 + \eta}{1 - \eta} \frac{k_r^4}{Re_2} + O(Re_2^{-3}), \tag{5.37}$$

providing the line of solid-body rotation

$$Re = \eta Re_2 \tag{5.38}$$

as the asymptote to the curve (5.36), shown by the thick solid straight line in figure 4(c).

Cross-sections of the instability domains (shaded regions), defined by the envelope surface (5.32) in the (Re_2, Re) plane and shown in figure 4(c), span a range of Re_z values from 0 to 55. They demonstrate that the axial velocity component destabilises the Rayleigh-stable base flow and elucidate, in detail, the transition of the asymptotes to the stability boundaries from the Rayleigh line to the solid-body rotation line, as illustrated in figure 4(c).

A similar phenomenon occurs in the standard magnetorotational instability of magnetohydrodynamics, known as the Velikhov–Chandrasekhar paradox (Balbus & Hawley 1991). In this case, the stability boundary of magnetised Couette–Taylor flow drops below the Rayleigh line and approaches the solid-body rotation line when an axial magnetic field is applied, provided that the magnetic Prandtl number (the ratio of kinematic viscosity to magnetic diffusivity) differs from unity (Willis & Barenghi 2002; Kirillov *et al.* 2011; Kirillov & Stefani 2011).

Folds, pleat and cusp of the envelope surface for the open SCF: the transition between the Rayleigh line and the solid-body rotation line arises from the two folds of the surface (5.32), visible in figure 4(a), which converge at the pleat located at the point (43.79, 48.21, 51.38) in the (Re_z, Re_2, Re) space. These folds are projected onto a thick red curve in the (Re_z, Re_2) plane, which exhibits a cusp at (43.79, 48.21), highlighted in figure 4(d) by the open circle. The open circle at (48.21, 51.38) in figure 4(c) marks the projection of the pleat onto the (Re_2, Re) plane. The neutral stability surface with a pleat for the open SCF was first computed numerically by Meseguer & Marques (2000); our model now provides an explicit equation (5.32), allowing for the analytical computation of this surface’s projections, pleat and cusp points.

Indeed, differentiating (5.32) with respect to Re and setting the result to zero yields the projection of the surface folds onto the (Re_2, Re) plane:

$$729(1 + \eta)^4 k_r^8 + 432(1 - \eta)(1 + \eta)^2 (Re + Re_2)(Re_2 \eta^2 - 2Re\eta + Re_2) k_r^4 - 128(1 - \eta)^2 (Re + Re_2)^2 (Re - Re_2 \eta)(Re_2 \eta^2 - 2Re\eta + Re_2) = 0. \tag{5.39}$$

Interpreting (5.32) as a family of curves in the (Re_2, Re_z) plane parameterised by Re , we compute its discriminant as a polynomial in Re to obtain the folds and pleat projection onto the (Re_2, Re_z) plane for the open SCF flow (A22):

$$\begin{aligned} & 9 \left(k_r^4 + \frac{2Re_z^2}{27} \right) Re_z^8 + 126(\ln 2)^2 Re_z^2 \left(k_r^4 + \frac{5Re_z^2}{63} \right) Re_z^6 \\ & + 2(\ln 2)^4 (27k_r^4 - 4Re_z^2) (243k_r^8 - Re_z^2 (27k_r^4 + 4Re_z^2)) Re_z^4 \\ & - 118098(\ln 2)^6 Re_z^2 \left(k_r^4 + \frac{4Re_z^2}{27} \right)^2 \left(k_r^4 + \frac{4Re_z^2}{243} \right) Re_z^2 \\ & + 4782969(\ln 2)^8 \left(k_r^4 + \frac{4Re_z^2}{27} \right)^4 k_r^4 = 0. \end{aligned} \tag{5.40}$$

By differentiating (5.39) with respect to Re , solving the resulting cubic equation and substituting the roots back into (5.39), we find Re_2 at the cusp (and pleat) point for $\eta = 0.5$, i.e.

$$Re_2 = \frac{3\sqrt{(48\sqrt{3} + 207)^{2/3} - (48\sqrt{3} + 207)^{1/3} + 33}}{2(48\sqrt{3} + 207)^{1/6}} k_r^2 \approx 4.88k_r^2, \quad (5.41)$$

which, for $k_r = \pi$, gives $Re_2 \approx 48.21$. Then, from (5.40), $Re_z \approx 43.79$, and from (5.39), $Re \approx 51.38$, locating the cusp and pleat points for the open SCF with $k_r = \pi$ and $\eta = 0.5$ as shown in figure 4.

In addition, figure 4(b) shows, in the (Re_z, Re) plane, the greenish individual instability domains defined by (5.5) and (4.3) for azimuthal wavenumbers $m = 0.07, 1, 2, 3$. The boundaries of these domains are tangent to the envelope (5.32) shown as a thick red line, but intersect in such a way that point A at (133.67, 299.53) lies at the intersection of the neutral stability curves for $m = 1$ and $m = 2$, while point B at (122.59, 174.45) lies at the intersection of those for $m = 2$ and $m = 3$. This implies that the $m = 1$ mode is critical before point A ; $m = 2$ is critical between points A and B ; and $m = 3$ becomes critical after point B , as illustrated in figure 4(b). The azimuthal mode $m = 3$ is terminal, as indicated by (5.30) and consistent with (Meseguer & Marques 2000). The instability domain corresponding to $m = 0.07$ is also shown; as $m \rightarrow 0$, this domain reduces to the semi-infinite interval $[Re_0, \infty)$, where Re_0 is given by (5.20a).

5.2. Visco-diffusive non-isothermal swirling flows – BCF

5.2.1. Stationary centrifugal instability as a combination of GSF and LELS instabilities

In general, $a_0 = 0$ with a_0 given by (4.9d), defines a family of marginal stability curves for the BCF in the (Gr, Re) plane, parameterised by the axial wavenumber k_z (or equivalently m via (4.3)), as shown in figure 5.

Envelope of the family of centrifugal instability domains: the individual marginal stability curves of the BCF have an envelope determined by computing the discriminant of the expression (4.9d), treated as a polynomial in k_z or m (Hartman & Wintner 1953; Bruce & Giblin 1992; Hull 2020).

Modified Rayleigh line: the envelope, independent of the chosen parameterisation, separates the domain of unstable modes from the stability zone. It consists of two distinct symmetric curves that can intersect at $Gr = 0$ and $Re = Re_0$, as shown in figure 5(a), where

$$Re_0 = \frac{3\sqrt{3}k_r^2}{2\Omega} \frac{1}{\sqrt{4(Ro_R - Ro)(1 - \gamma\Theta)}} \quad (5.42)$$

and Ro_R is the modified Rayleigh line for non-isothermal flows:

$$Ro_R = -1 + \frac{rD\Theta\gamma Pr}{4(1 - \gamma\Theta)}. \quad (5.43)$$

In the isothermal case ($\Theta \equiv 0$), $Ro_R = -1$, and the expression (5.42) reduces to (5.20a). Moreover, rewriting (5.42) in terms of the Taylor number $Ta = (2Re\Omega/3\sqrt{3}k_r^2)$ exactly reproduces the result obtained in (Kirillov & Mutabazi 2017) for CCF with a radial temperature gradient.

At the geometric mean radius (A4) the modified Rayleigh line (5.43) takes a convenient form for Couette–Taylor applications:

$$\mu_R = \eta^2 \frac{2(\gamma - 2) \ln \eta + \left(1 - \frac{1}{\eta}\right) \gamma Pr}{2(\gamma - 2) \ln \eta + (1 - \eta)\gamma Pr}. \quad (5.44)$$

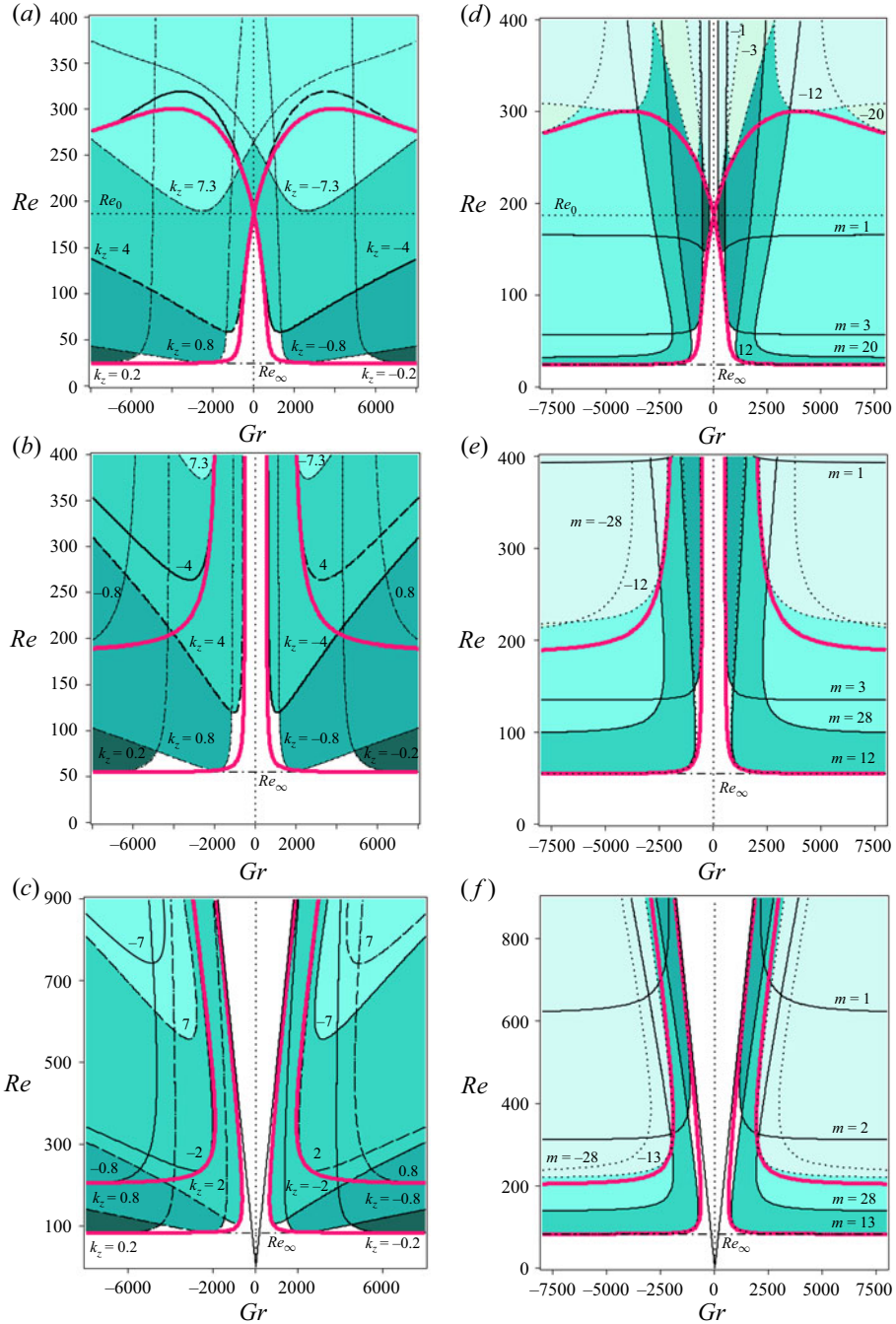


Figure 5. The BCF with $W(r)$ given by (A12) and (A13), and $\eta = 0.8$, $Pr = 5.5$, $\gamma = 0.0004$ and $k_r = 4\sqrt{2}$ the neutral stability curves $a_0 = 0$ with a_0 given by (4.9d) in the (Gr, Re) plane, parameterised (a–c) by k_z or (d–f) by m for the three different μ : (a,d) Rayleigh-unstable flow, $\mu = 0$; (b,e) modified Rayleigh line, $\mu = \mu_R \approx 0.63935$ (from (5.44)); and (c,f) Rayleigh-stable flow, $\mu = 0.8$. The thick red curves show their envelope that has a horizontal asymptote $Re = Re_\infty$ for $m > 0$ with (a,d) $Re_\infty \approx 24.66$, (b,e) $Re_\infty \approx 55.13$ and (c,f) $Re_\infty \approx 83.99$; cf. Figure 7. In (a,d) the two envelope branches intersect at $Re = Re_0$, where $Re_0 \approx 187.14$ is given by (5.42). The oblique black solid lines in (c,f) indicate the new unified visco-thermodiffusive extension (5.46) of the LELS criterion. All computations for the BCF are performed at the mean geometric radius (A4).

This relation shows that due to the temperature gradient, μ_R can substantially deviate from the isothermal Rayleigh line $\mu = \eta^2$.

Rayleigh-unstable flow and intersection of envelope branches at $Gr = 0$: in the Rayleigh-unstable regime ($Ro < Ro_R$ or $\mu < \mu_R$), the envelope in the (Gr, Re) plane can be approximated by its tangent lines computed at the intersection point $(Gr, Re) = (0, Re_0)$, i.e.

$$\frac{Re}{Re_0} = 1 \pm \sqrt{2} \frac{2D\Theta PrRo - 3\gamma\Theta DWk_r^2}{27Rok_r^4} Gr, \quad (5.45)$$

where Re_0 is given by (5.42). This result demonstrates that the temperature gradient plays a pivotal role in the existence of two distinct branches of the envelope for non-isothermal flows. These branches merge into a single curve in the case of isothermal Rayleigh-unstable flows, as established in the previous section; see figures 2 and 3.

In the absence of vertical gravity, as in the case of SPF with a radial temperature gradient (SPFRT) considered by Cotrell & McFadden (2005), the term $2D\Theta PrRo$ is absent in (5.45), and the splitting is primarily governed by the parameter γ , which is often very small in practical situations (Kirillov 2025). As shown in Kirillov (2025), when $|\gamma| \ll Pr$, the envelope splitting becomes negligible, allowing for a zeroth-order approximation in γ , which yields a smooth curve closely matching the exact envelope.

The condition $a_0 < 0$ defines the instability regions for each k_z (or m). The union of these regions for $k_r = 4\sqrt{2}$ and $k_z = \pm 0.2, \pm 0.8, \pm 4$ and ± 7.3 is represented as the green shaded area in figures 5(a) and 5(b). The boundaries of the individual instability domains, corresponding to the terminal values of the axial wavenumber, touch the envelope at $Gr = 0$ and $Re = Re_0$. These terminal values are $k_z^{term} = 4$ (dashed) and $-k_z^{term} = -4$ (solid), as determined by (5.23), which follows directly from (4.9d) evaluated at $Gr = 0$ and $Re = Re_0$, where Re_0 is defined by (5.42).

For $|k_z| > k_z^{term}$, the instability regions lie entirely within the green shaded area, as shown by dashed lines for $k_z = 7.3$ and by solid lines for $k_z = -7.3$ in figure 5(a). In figure 5(c) the dashed and solid curves mark the boundaries of the individual instability domains (their union is shown as a shaded green area) for $k_z = 1$ and 3.5, and $k_z = -1$ and -3.5 , respectively.

While intersecting for $\mu < \mu_R$, the envelope branches have vertical asymptotes at the modified Rayleigh line (5.44), delimiting the zone where no instability modes can be obtained (figures 5b and 5e).

Rayleigh-stable flow and unified LELS-GSF centrifugal instability criterion: in the Rayleigh-stable regime ($Ro > Ro_R$ or $\mu > \mu_R$), the asymptotes to the envelope are inclined, placing the instability domains within the half-planes (Kirillov & Mutabazi 2024)

$$\frac{N_\Omega^2}{\Omega^2} (1 - \gamma\Theta) + Pr \frac{N^2}{\Omega^2} < \frac{\left(\overline{DW} (2 - \gamma\Theta) - \frac{PrD\Theta}{2k_r^2\Omega S} \right)^2}{1 + \overline{DW}^2}, \quad (5.46)$$

defined by the asymptotes to the external branch, shown by oblique solid lines in figure 5(c,f):

$$Re = \pm \frac{DW}{2\Omega Ro} \sqrt{\frac{\Omega^2 \left(2 - \gamma\Theta - \frac{PrD\Theta Ro}{k_r^2 DW} \right)^2 - N_\Omega^2 (1 - \gamma\Theta) - PrN^2}{N_\Omega^2 (1 - \gamma\Theta) + PrN^2}} Gr. \quad (5.47)$$

Here N_Ω^2 is the Rayleigh discriminant (5.8), $S = Re/Gr$ and

$$N^2 = -\gamma \Omega^2 r D\Theta \tag{5.48}$$

is the square of the centrifugal Brunt–Väisälä frequency (Kirillov & Mutabazi 2017).

The inequality (5.46) yields the inviscid LELS criterion (5.14) in the isothermal case ($\gamma = 0$, $D\Theta = 0$) (Leibovich & Stewartson 1983), and the GSF criterion

$$N_\Omega^2(1 - \gamma\Theta) + PrN^2 < 0 \tag{5.49}$$

in the limit of azimuthal flow $S \rightarrow \infty$ (Maeder *et al.* 2013; Kirillov & Mutabazi 2017; Dymott *et al.* 2023). Thus, (5.46) presents a novel unified LELS-GSF centrifugal instability criterion for viscous and thermodiffusive swirling flows, incorporating the effects of Prandtl number (Pr) and temperature variation ($D\Theta$).

Note that a similar criterion for an inviscid isothermal incompressible swirling flow with radially varying density follows from the result by Eckhoff & Storesletten (1978) for compressible fluids, as shown by Di Pierro & Abid (2010); see Appendix D for details.

For completeness, we also present the equation for an asymptote to the internal branch of the envelope in the Rayleigh-stable case:

$$\frac{N_\Omega^2}{\Omega^2}(1 - \gamma\Theta) + Pr \frac{N^2}{\Omega^2} = 4(1 - \gamma\Theta) \left(\overline{D\overline{W}} - \frac{PrD\Theta}{2k_r^2 \Omega S} \right) \frac{\overline{D\overline{W}}}{1 + \overline{D\overline{W}}^2}. \tag{5.50}$$

The envelope in figure 5 closely matches the critical states curve from both numerical linear stability analysis and experiments (Lepiller *et al.* 2008; Yoshikawa *et al.* 2013; Guillerm *et al.* 2015; Kang *et al.* 2015, 2023), for example, cf. our figure 5(a,d) and figure 1(a) in (Yoshikawa *et al.* 2013). The envelope, unlike individual neutral stability curves, has a horizontal asymptote at $Re = Re_\infty$ as $|Gr| \rightarrow \infty$. This explains the seemingly smooth and nearly Gr -independent stability boundary observed in Lepiller *et al.* 2008, Yoshikawa *et al.* 2013, Guillerm *et al.* 2015 and Kang *et al.* 2015, 2023 for $\mu = 0$, although this boundary is actually piecewise smooth, with each neutral stability curve touching the common envelope, which flattens at large $|Gr|$ where shear instability dominates. Despite the Rayleigh–Fjörtöft shear instability mechanism due to an inflection point in the axial velocity profile (Drazin 2002) leading to axisymmetric perturbations (Bahloul *et al.* 2000; Lepiller *et al.* 2007), rotation ensures that the critical modes of the BCF are three-dimensional with $k_z \neq 0$ and $m \neq 0$ (Dubrulle *et al.* 2005).

Selection of unstable modes through envelope branches: figure 5, in conjunction with relation (4.3) demonstrates how the envelope selects the critical modes. The lower left branch of the envelope corresponds to the left spiral modes ($k_z > 0$, $m > 0$), while the lower right branch corresponds to the right spiral modes ($k_z < 0$, $m > 0$). This is consistent with numerical findings by Ali & Weidman (1990). The modes with $m < 0$ touch only the upper parts of the envelope and define the instability domains lying entirely within the green shaded area in figure 5, corresponding to the union of the instability regions with different values of m .

Parameterisation by m and determination of horizontal asymptotes to envelope branches: when parameterised by m , the neutral stability curves $a_0 = 0$ with a_0 given by (4.9d), corresponding to different values of $m = k_\phi r$ have horizontal (not depending on Gr) asymptotes in the (Gr, Re) plane; see figure 5. The exact asymptotic values of the Reynolds number $Re_\infty(m)$ for a particular m are determined by the quadratic equation,

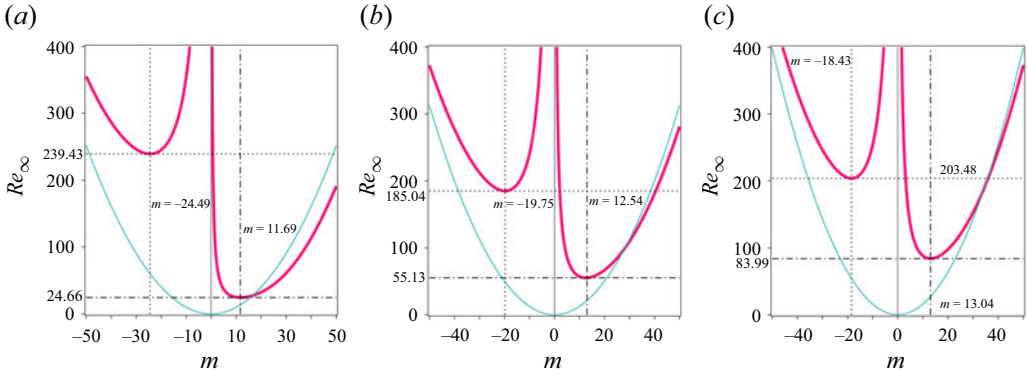


Figure 6. The BCF with $W(r)$ defined by (A12) and (A13), and parameters $\eta = 0.8$, $Pr = 5.5$, $\gamma = 0.0004$ and $k_r = 4\sqrt{2}$, (red thick line) the asymptotic values of Re as $|Gr| \rightarrow \infty$ are shown for the neutral stability curves parameterised by m , based on (5.51), for the following cases: (a) Rayleigh-unstable flow, $\mu = 0$; (b) modified Rayleigh line, $\mu = \mu_R \approx 0.63935$ (from (5.44)); and (c) Rayleigh-stable flow, $\mu = 0.8$. The minimum of $Re_\infty(m)$ for $m < 0$ corresponds to the horizontal asymptote of the upper branch of the envelope, while the minimum for $m > 0$ corresponds to the horizontal asymptote of the lower branch of the envelope, as illustrated in figure 5. The thin green parabola represents the approximation from (5.53).

following from $a_0 = 0$ in the limit $|Gr| \rightarrow \infty$:

$$\begin{aligned}
 q(m, Re_\infty) := & 4\Omega^2 m^2 r^4 (1 - \gamma \Theta) \\
 & \times [(k_r^2 r^2 + m^2)(1 + Ro_R - Ro)DW + r^2 Ro D\Theta Pr] Re_\infty^2 \\
 & - 2\Omega m k_r r^3 (k_r^2 r^2 + m^2) [r^2 Ro D\Theta Pr - \gamma \Theta DW (k_r^2 r^2 + m^2)] Re_\infty \\
 & - DW (k_r^2 r^2 + m^2)^4 = 0.
 \end{aligned} \tag{5.51}$$

In the isothermal case ($\gamma = 0$, $D\Theta = 0$), $Ro_R = -1$ and (5.51) reduces to

$$-DW (k_r^2 r^2 + m^2) [4Ro\Omega^2 m^2 r^4 Re_\infty^2 + (k_r^2 r^2 + m^2)^3] = 0, \tag{5.52}$$

which yields expression (5.28) determining $Re_\infty(m)$ for the isothermal flows.

As $m \rightarrow \infty$, the positive root of (5.51) asymptotically behaves as

$$Re_\infty(m) \sim \frac{m^2}{2\Omega r^2 \sqrt{(1 + Ro_R - Ro)(1 - \gamma \Theta)}}. \tag{5.53}$$

In contrast, as $m \rightarrow 0$, it follows that $Re_\infty(m) \sim m^{-1}$. This behaviour indicates the existence of a minimum value of Re_∞ at some finite value of m .

Solving simultaneously the equation $q(m, Re_\infty) = 0$ given by (5.51) and $\partial_m q(m, Re_\infty) = 0$, we can find the pairs of m_{min} and $Re_\infty(m_{min})$ determining the minimiser and the minimal value of Re_∞ , which is the horizontal asymptote to the envelope in the non-isothermal case. For instance, choosing the parameters of figure 5 corresponding to the BCF with $\eta = 0.8$, $Pr = 5.5$, $\gamma = 0.0004$ and $k_r = 4\sqrt{2}$, evaluating (5.51) at the mean geometric radius (A4) and applying the procedure just described, we find the pairs shown in figure 6.

5.2.2. Visco-thermodiffusive oscillatory McIntyre instability

The critical Reynolds number and the modified Rayleigh line for purely azimuthal flow: in the absence of axial flow ($DW = 0$), we consider the equation $a_1 a_2 = a_0$, derived from

the stability condition (5.1c), as a polynomial in k_z . Computing its discriminant provides the envelope of the neutral stability curves for oscillatory instability in the (Pr, Re) plane, expressed as $Re = Re'_0$, where

$$Re'_0 = \frac{3\sqrt{3}k_r^2}{2\Omega} \frac{1 + Pr}{Pr} \frac{1}{\sqrt{4(Ro'_R - Ro)(1 - \gamma\Theta)}} \tag{5.54}$$

and

$$Ro'_R = -1 + \frac{1 + Pr}{8Pr} \frac{r \gamma D\Theta}{1 - \gamma\Theta} \tag{5.55}$$

defines the modified Rayleigh line. Notably, $Ro'_R = Ro_R$ and $Re'_0 = 2Re_0$ at $Pr = 1$.

Rewriting (5.54) in terms of the Taylor number $Ta = (2Re\Omega/3\sqrt{3}k_r^2)$ exactly reproduces the result of Kirillov & Mutabazi (2017), obtained for CCF with a radial temperature gradient.

At the geometric mean radius (A4), the expression (5.55) takes a form well suited for Couette–Taylor applications:

$$\mu'_R = \eta^2 \frac{4Pr(\gamma - 2) \ln \eta + \left(1 - \frac{1}{\eta}\right) \gamma (Pr + 1)}{4Pr(\gamma - 2) \ln \eta + (1 - \eta)\gamma (Pr + 1)}. \tag{5.56}$$

Similar to (5.44), the presence of a temperature gradient can cause μ'_R to deviate significantly from the isothermal Rayleigh line $\mu = \eta^2$.

The envelope of oscillatory instability domains for visco-thermodiffusive swirling flows: for $DW \neq 0$, we plot the neutral stability curves $a_1a_2 - a_0 = 0$, which bound the oscillatory instability domains in the (Gr, Re) plane for different fixed values of k_z . These we show alongside the neutral stability curves $a_0 = 0$, which bound the stationary instability domains in the same plane.

Figure 7 presents the results of this computation for a range of Rayleigh-unstable and Rayleigh-stable BCF. Both the stationary and oscillatory instability domains form families parameterised by k_z , with their envelopes depicted as thick red curves (oscillatory instability) and thick blue curves (stationary instability). Each envelope consists of two branches, which may intersect at $Gr = 0$ and $Re = Re_0$ for the stationary instability and at $Gr = 0$ and $Re = Re'_0$ for the oscillatory instability. Here, Re_0 is given by (5.42) and Re'_0 is defined by (5.54). Recall that (5.42) indicates that the intersection point ($Gr = 0, Re = Re_0$) exists if $Ro < Ro_R$ (or $\mu < \mu_R$), where Ro_R (or μ_R) is determined from (5.43) (or (5.44)).

Similarly, the intersection point ($Gr = 0, Re = Re'_0$) of the branches forming the envelope of the oscillatory instability domains exists, as follows from (5.54), if $Ro < Ro'_R$ (or $\mu < \mu'_R$), where Ro'_R (or μ'_R) is determined from (5.55) (or (5.56)). At this intersection point the linear approximation to the branches is given by

$$\frac{Re}{Re'_0} = 1 \pm \frac{\sqrt{2}}{243} \times \frac{\gamma^2 (Pr - 1) Re_0'^2 \Omega^2 r \Theta D\Theta DW + 9k_r^2 (1 + Pr) (RoD\Theta - 3\gamma\Theta k_r^2 DW)}{Rok_r^6 (1 + Pr)^2} PrGr. \tag{5.57}$$

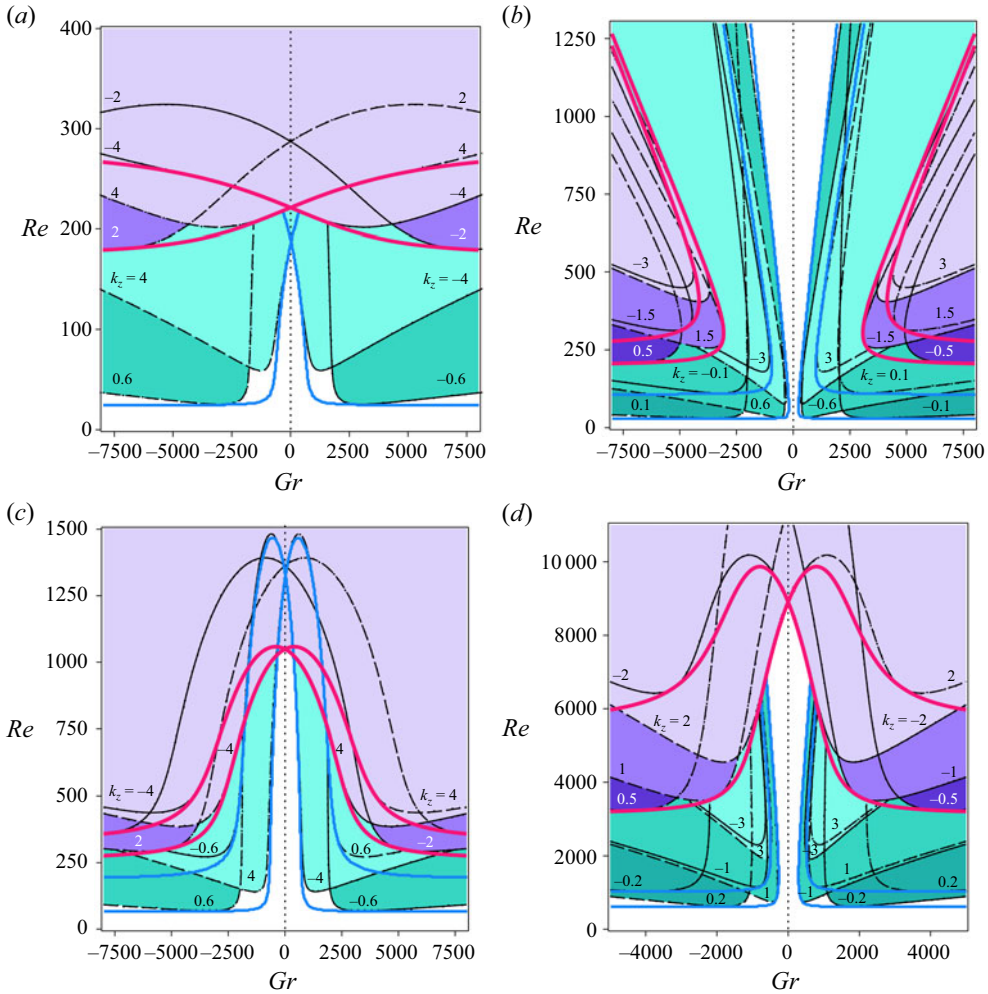


Figure 7. Green-shaded regions represent stationary (LELS-GSF) instability domains touching the thick blue envelope, while purple-shaded regions above them correspond to oscillatory (McIntyre) instability domains touching the thick red envelope. Dashed black lines indicate neutral stability curves for $k_z > 0$, and solid black lines indicate neutral stability curves for $k_z < 0$. (a) Rayleigh-unstable BCF ($\eta = 0.8$, $\mu = 0$) with radial wavenumber $k_r = 4\sqrt{2}$, Prandtl number $Pr = 5.5$, outward heating ($\gamma = 0.0004$) and $k_z = \pm 0.6, \pm 2, \pm 4$; (b) Rayleigh-stable BCF ($\eta = 0.8$, $\mu = 0.8$) with $k_r = 3\sqrt{2}$, $Pr = 5.5$, $\gamma = 0.01$ and $k_z = \pm 0.1, \pm 0.5, \pm 0.6, \pm 1.5, \pm 3$; (c) Rayleigh-unstable BCF ($\eta = 0.8$, $\mu = 0.62$) with $k_r = 4\sqrt{2}$, $Pr = 4$, $\gamma = 0.01$ and $k_z = \pm 0.6, \pm 2, \pm 4$; (d) Rayleigh-stable BCF with a quasi-Keplerian azimuthal velocity profile ($\eta = 0.99$, $\mu = \eta^{3/2}$), $k_r = 2\sqrt{2}$, $Pr = 0.5$, inward heating ($\gamma = -0.01$) and $k_z = \pm 0.2, \pm 0.5, \pm 1, \pm 2, \pm 3$.

Note that (5.57) presents an analytical expression for the onset of a visco-diffusive McIntyre oscillatory instability in a visco-thermodiffusive swirling flow with a radial temperature gradient and natural gravity, valid for an arbitrary Prandtl number, which, to the best of our knowledge, has not previously been reported in the literature.

By comparing the values of Re_0 and Re'_0 , we can predict which type of instability will define the critical Re near $Gr = 0$. For the Rayleigh-unstable flow with an outward heating ($\gamma > 0$) in figure 7(a), we find that $Re_0 \approx 187.14$ and $Re'_0 \approx 221.10$, indicating that the flow is more likely to experience stationary instability. This is confirmed by the domain of

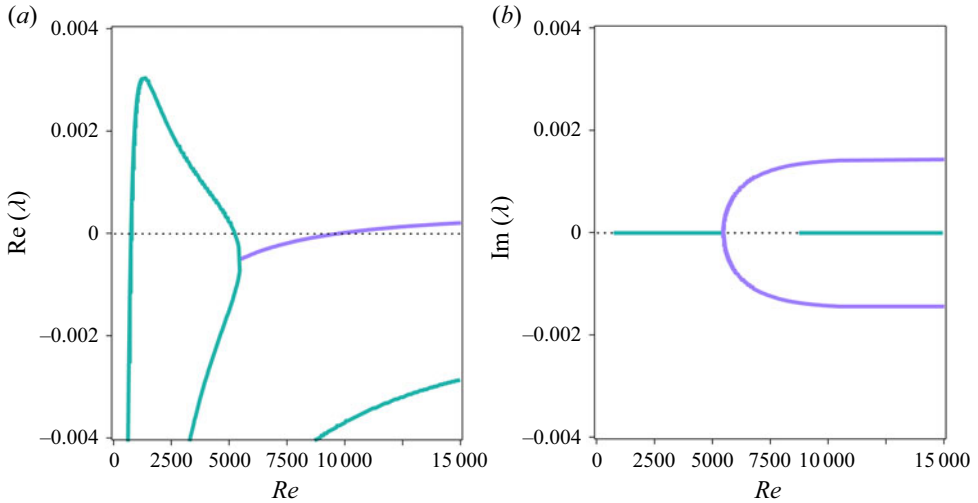


Figure 8. (a) Growth rates and (b) frequencies of stationary (green curves) and oscillatory McIntyre (purple curves) instabilities for the Rayleigh-stable BCF with a quasi-Keplerian azimuthal velocity profile ($\eta = 0.99$, $\mu = \eta^{3/2}$), $k_r = 2\sqrt{2}$, $Pr = 0.5$, inward heating ($\gamma = -0.01$), $Gr = 500$ and $k_z = -1$.

oscillatory instability, shown in purple in figure 7(a), being contained entirely within the green-shaded domain of stationary instability. This result agrees with the numerical and experimental results by Yoshikawa *et al.* (2013) and Guillerm *et al.* (2015), respectively.

In contrast, the Rayleigh-unstable BCF with an outward heating in figure 7(c) exhibits $Re'_0 \approx 1049.11 < Re_0 \approx 1326.27$, indicating that oscillatory instability dominates over stationary instability within a finite range of Gr near $Gr = 0$. Notably, the red envelope of the oscillatory instability domains intersects with the blue envelope of the stationary instability domains, forming two codimension-2 points for $Gr < 0$ and $Gr > 0$, as shown in figure 7(c). This suggests that a sufficiently large temperature gradient may favour the stationary modes.

For the Rayleigh-stable BCF with an outward heating in figure 7(b), the stationary and oscillatory instability domains are distinctly separated. Specifically, for the parameters used in figure 7(b), $\mu = 0.8 > \mu'_R \approx 0.6381$ ($\mu = 0.8 > \mu_R \approx 0.6224$), indicating that $Ro > Ro'_R$ in (5.54) and $Ro > Ro_R$ in (5.42). Consequently, the self-intersection points for both envelopes do not exist at $Gr = 0$. The domain of oscillatory instability lies entirely within the domain of stationary instability, with the latter being dominant for the BCF shown in figure 7(b).

Finally, the Rayleigh-stable quasi-Keplerian BCF with inward heating ($\gamma < 0$) shown in figure 7(d) is characterised by the stationary instability domain being split into two parts, as $\mu \approx 0.9850 > \mu_R \approx 0.9825$. In contrast, the envelope of the oscillatory instability domains exhibits a self-intersection point at $Gr = 0$, as $\mu \approx 0.9850 < \mu'_R \approx 0.9874$. As a result, oscillatory instability dominates over stationary instability within a finite range near $Gr = 0$, and the envelopes of the oscillatory and stationary instability domains intersect, forming two codimension-2 points, as shown in figure 7(d). This behaviour qualitatively agrees with findings by Cotrell & McFadden (2005) for SPF with a radial temperature gradient; see also (Kirillov 2025).

Figure 8 illustrates the behaviour of the growth rate $Re(\lambda)$ and frequencies $Im(\lambda)$ for the Rayleigh-stable BCF with a quasi-Keplerian azimuthal velocity profile ($\eta = 0.99$,

$\mu = \eta^{3/2}$), $k_r = 2\sqrt{2}$, $Pr = 0.5$, inward heating ($\gamma = -0.01$), $Gr = 500$ and $k_z = -1$, corresponding to the stability map shown in figure 7(d).

Figure 8(a) shows that, as the azimuthal Reynolds number increases, the green curve corresponding to $\text{Im}(\lambda) = 0$ rises from negative values, crosses the line $\text{Re}(\lambda) = 0$ at some critical Re , becomes positive (indicating instability), reaches a maximum and then decreases again to negative values (restoring stability).

This interval of instability corresponds to the crossing of the green centrifugal instability domain in figure 7(d), which has both lower and upper critical Reynolds numbers. According to (4.6), $\text{Re}(\lambda) = \sigma$, i.e. the growth rate of the instability, and $\text{Im}(\lambda) = 0$ corresponds to the frequency of the unstable mode given by $\omega = -m\Omega - (k_z W/S)$. Thus, the marginal mode is stationary in a reference frame attached to the helical streamlines around the annular axis (Kirillov & Mutabazi 2024).

With a further increase in Re , the green curve in figure 8(a) attains increasingly negative values until it meets another branch, forming a double negative real root ($\text{Re}(\lambda) < 0$, $\text{Im}(\lambda) = 0$). This root then splits into two complex conjugate λ roots with $\text{Re}(\lambda) < 0$, which, upon a continued increase in Re , eventually intersect the line $\text{Re}(\lambda) = 0$, as shown in figure 8.

Hence, the unstable mode acquires a non-trivial frequency, in contrast to the critical mode of the centrifugal instability, whose frequency is merely the Doppler shift. The growth rate and frequency of the complex conjugate pair are shown as purple curves in figure 8, and it is evident that the oscillatory instability is weaker than the stationary one, as its growth rate is an order of magnitude smaller, which is typical for dissipation-induced instabilities (McIntyre 1970; Labarbe & Kirillov 2021; Kirillov 2021). The growth rate of the oscillatory instability remains positive as long as the system remains within the purple domain of oscillatory instability; see figure 7(d).

As established in the earlier work by McIntyre (1970), the visco-diffusive oscillatory instability is significantly enhanced when the Prandtl number deviates from unity ($Pr \neq 1$). In figure 9 a reduction of the Prandtl number to $Pr = 0.03$ reveals a richer and more intricate geometry of the envelope delineating the neutral stability boundaries of oscillatory instability domains, shown in purple. The two thick red branches of this envelope, which define the critical values of the control parameters Re and Gr , intersect not only at $Gr = 0$ and $Re = Re'_0$ as in figure 7(a,c), but also at two additional non-zero values of Gr , symmetrically located with respect to the vertical axis.

This behaviour is illustrated in figure 9(a), corresponding to a Rayleigh-stable BCF configuration with $\eta = 0.8$, $k_r = 3\sqrt{2}$, $Pr = 0.03$, inward heating ($\gamma = -0.01$) and $\mu = 0.692$. Moreover, the thick red branches corresponding to oscillatory instability domains intersect the thick blue branches associated with stationary centrifugal instability domains depicted in greenish hues. As a result, the white stability domain enclosed by these envelopes takes on a distinctive diamond-like shape with five codimension-2 points (figure 9(a)) – a phenomenon that, to the best of our knowledge, has not been previously reported in the literature.

Increasing μ from 0.692 to 0.8 in figure 9(b), while keeping all other parameters identical to those in figure 9(a), reveals that the two self-intersection points of the thick red branches – defining the envelope of the oscillatory instability domains – persist even though the central intersection at $Gr = 0$ and $Re = Re'_0$ disappears. In figure 9(b) the two thick red branches exhibit distinct asymptotic directions as $Re \rightarrow \infty$. This indicates that one branch governs the stability boundary for lower values of Re before the codimension-2 point, while the other dominates after the intersection, in the limit $Re \rightarrow \infty$. This asymptotic divergence complicates the formulation of an analytical stability

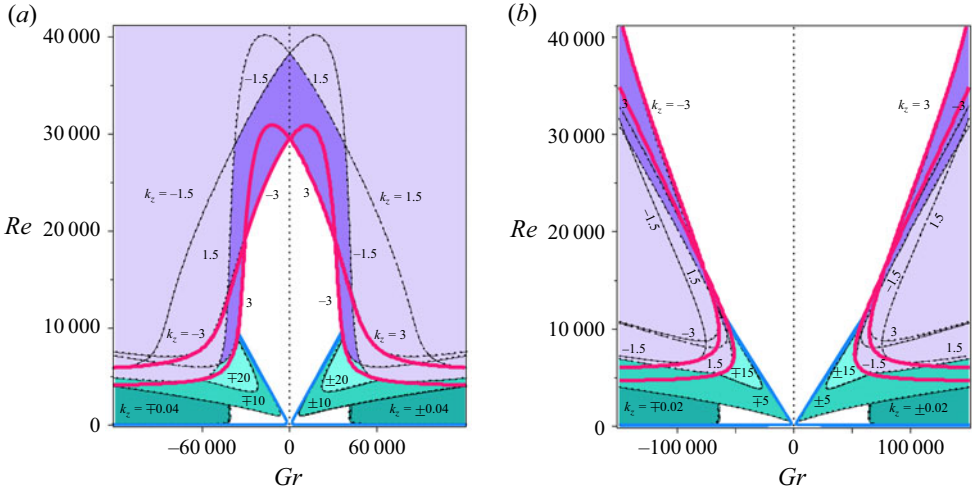


Figure 9. Green-shaded regions represent stationary (LELS-GSF) instability domains touching the thick blue envelope, while purple-shaded regions above them correspond to oscillatory (McIntyre) instability domains touching the thick red envelope for the Rayleigh-stable BCF with $\eta = 0.8$, $k_r = 3\sqrt{2}$, $Pr = 0.03$, inward heating ($\gamma = -0.01$) and (a) $\mu = 0.692$, $k_z = \pm 0.04, \pm 1.5, \pm 3, \pm 10, \pm 20$; and (b) $\mu = 0.8$, $k_z = \pm 0.02, \pm 1.5, \pm 3, \pm 5, \pm 15$. Dashed black lines indicate neutral stability curves for $k_z > 0$ and solid black lines indicate neutral stability curves for $k_z < 0$.

criterion analogous to the LELS-GSF criterion for centrifugal instability (5.46), making the development of a corresponding theoretical framework significantly more challenging.

Indeed, the equation $a_1 a_2 = a_0$, derived from the stability condition (5.1c) and governing the neutral stability curves that bound the domains of oscillatory instability, can be expressed as a polynomial in k_z :

$$c_1 k_z^3 Re^3 + k_z^2 (c_2 k_z^4 + c_3 k_z^2 + c_4) Re^2 + k_z (c_5 k_z^6 + c_6 k_z^4 + c_7 k_z^2 + c_8) Re + c_9 k_z^{10} + c_{10} k_z^8 + c_{11} k_z^6 + c_{12} k_z^4 + c_{13} k_z^2 + c_{14} = 0. \tag{5.58}$$

By computing the discriminant of the polynomial (5.58), we find that in the Rayleigh-stable regime the asymptotic directions of the envelope bounding the domains of oscillatory instability in the (Gr, Re) plane, as $Re \rightarrow \infty$, are determined by the roots of the equation in terms of the swirl parameter $S = Re/Gr$, i.e.

$$6912c_9^3 c_1^4 c_2^7 (27c_1^2 c_{14}^2 - 18c_1 c_4 c_8 c_{14} + 4c_1 c_8^3 + 4c_4^3 c_{14} - c_4^2 c_8^2) = 0, \tag{5.59}$$

where

$$\begin{aligned} c_1 &= 2\overline{DW}\Omega^3 Pr^2 S\Theta\gamma^2 k_r r [4\overline{DW}^2\Omega^2(1-\gamma\Theta) \\ &\quad - (1+\overline{DW}^2)(N_\Omega^2(1-\gamma\Theta) + N^2)], \\ c_2 &= -\Omega^2 Pr S\gamma r (1+\overline{DW}^2)^2 \\ &\quad \times [(1+\overline{DW}^2)(2Pr(1-\gamma\Theta)N_\Omega^2 + (Pr+1)N^2) - 8\overline{DW}^2\Omega^2 Pr(1-\gamma\Theta)], \\ c_4 &= -\Omega Pr k_r^2 \{ \Omega S\gamma k_r^2 (2Pr(1+\overline{DW}^2)(1-\gamma\Theta)N_\Omega^2 \\ &\quad + [4\overline{DW}^2\Omega^2\Theta^2\gamma^2 + (1+\overline{DW}^2)N^2](Pr+1) - 8\overline{DW}^2\Omega^2 Pr(1-\gamma\Theta) \} r \\ &\quad + 2N^2\overline{DW}Pr \}, \end{aligned}$$

$$\begin{aligned}
 c_8 &= -k_r^5(Pr + 1)(2S\Omega^3\Theta\gamma^2\overline{DW}k_r^2(3Pr + 1)r + N^2Pr), \\
 c_9 &= -2S(Pr + 1)^2(1 + \overline{DW}^2)^5r\gamma\Omega^2, \\
 c_{14} &= -2S(Pr + 1)^2k_r^{10}r\gamma\Omega^2.
 \end{aligned}
 \tag{5.60}$$

The prefactors in (5.59) yield the conditions $c_1 = 0$ and $c_2 = 0$, which correspond to possible asymptotic directions. These lead to the expressions

$$\frac{N^2}{\Omega^2} + (1 - \gamma\Theta) \left(\frac{N^2}{\Omega^2} - \frac{4\overline{DW}^2}{1 + \overline{DW}^2} \right) = 0
 \tag{5.61}$$

and

$$\frac{Pr + 1}{2Pr} \frac{N^2}{\Omega^2} + (1 - \gamma\Theta) \left(\frac{N^2}{\Omega^2} - \frac{4\overline{DW}^2}{1 + \overline{DW}^2} \right) = 0,
 \tag{5.62}$$

respectively. Additional possible asymptotic directions arise from the vanishing of the bracketed term in (5.59). Which of these asymptotic directions is realised in a given regime depends on the specific parameter values entering the coefficients defined in (5.60).

This complex structure simplifies considerably in the asymptotic limit $Pr \rightarrow 0$, relevant for astrophysical and geophysical contexts. In particular, such values of Pr are typical in solar and stellar convection zones, where $Pr \sim 10^{-6}$, as well as in certain liquid metals, where $Pr \sim 10^{-3}$ (Käpylä 2021). In this limit, the envelope of the oscillatory instability domains reduces to a single curve in the Rayleigh-unstable case, and to two symmetric, non-intersecting curves in the Rayleigh-stable case. Under these conditions, the bracketed term in (5.59) determines the unique asymptotic line as $Re \rightarrow \infty$, yielding the following criterion for the onset of the oscillatory McIntyre instability:

$$\frac{N^2}{\Omega^2} - \frac{4\overline{DW}^2}{1 + \overline{DW}^2} < \frac{1 + \overline{DW}^2}{16\overline{DW}^2(1 - \gamma\Theta)\gamma^2\Theta^2} \left[\frac{N^2}{\Omega^2} - \frac{4\overline{DW}^2}{1 + \overline{DW}^2} \gamma^2\Theta^2 \right]^2.
 \tag{5.63}$$

6. Conclusion

Adapting the geometrical optics method to visco-thermodiffusive flows, we have developed a unified analytical framework for the local linear short-wavelength instabilities of both isothermal and non-isothermal swirling flows.

Within this framework, we showed that isothermal viscous swirling flows support only stationary centrifugal instabilities. We derived a closed-form expression for the growth rate and an explicit analytical stability criterion that generalises the classical LELS criterion by incorporating viscosity. This result recovers known limits, including the Rayleigh and Eckhardt–Yao criteria, and provides a theoretical basis for the observed transition between Rayleigh-stable and Rayleigh-unstable regimes.

A key innovation of our work lies in identifying and analytically constructing the envelope of the neutral stability curves using the connection between envelopes and polynomial discriminants. This geometric insight enables precise determination of terminal wavenumbers and critical states relevant to both experiments and numerical simulations.

Extending the analysis to non-isothermal swirling flows, we uncovered the existence of both stationary instability – arising from a combination of the LELS and GSF instabilities – and an oscillatory instability. The latter, a visco-thermodiffusive

generalisation of the McIntyre instability, is governed by a new analytical criterion unifying the effects of radial stratification, rotation and diffusion. We further developed an algorithm to predict the dominant instability mode as a function of flow parameters, particularly the Prandtl number.

Our results align well with previous experimental and numerical studies of spiral Couette, spiral Poiseuille and baroclinic Couette flows, and provide a theoretical tool for guiding future investigations and experimental design.

Acknowledgements. The authors dedicate this article to the centenary of Professor Keith Stewartson FRS (1925–1983).

Funding. The work of I.M. was supported by the French Space Agency (CNES) and the ANR Programme d'Investissements d'Avenir LABEX EMC³ through the INFEMA project (Grant No. ANR-10 LABX-0-11) and through the GdR MFA, Grant No. 8103, project INTEHLDI.

Declaration of interests. The authors report no conflict of interest.

Appendix A. Isothermal and non-isothermal helical base states

We seek the steady-state solution (2.7) of the nonlinear governing equations (2.2). From (2.2b), it can be shown that the azimuthal velocity, $V(r)$, must satisfy the following second-order differential equation, subject to standard no-slip boundary conditions:

$$\frac{d^2V}{dr^2} + \frac{1}{r} \frac{dV}{dr} - \frac{V}{r^2} = 0, \quad V(r_1) = 1, \quad V(r_2) = \frac{\mu}{\eta}. \quad (\text{A1})$$

Here, r_1 and r_2 are determined by the expressions $r_1 = \eta/(1 - \eta)$ and $r_2 = 1/(1 - \eta)$, respectively, where the parameters η and μ are defined according to (2.1). By solving the boundary value problem (A1), we obtain the classical Couette–Taylor velocity profile

$$V(r) = \frac{\eta}{1 + \eta} \left(\frac{1 - \mu}{(1 - \eta)^2} \frac{1}{r} - \frac{\eta^2 - \mu}{\eta^2} r \right); \quad (\text{A2})$$

see figure 10(a). As in Kirillov & Mutabazi (2017), we provide expressions for the angular velocity $\Omega = V/r$, the Rossby number and their product

$$\Omega_g = \frac{1 - \eta}{\eta} \frac{\eta + \mu}{1 + \eta}, \quad Ro_g = -\frac{\eta}{\eta + \mu} \frac{1 - \mu}{1 - \eta}, \quad \Omega_g Ro_g = \frac{\mu - 1}{\eta + 1} \quad (\text{A3})$$

evaluated at the mean geometric radius

$$r_g = \sqrt{r_1 r_2} = \frac{\sqrt{\eta}}{1 - \eta}. \quad (\text{A4})$$

Similarly, the steady-state temperature distribution, $\Theta(r)$, is governed by a boundary value problem derived from (2.2c). The corresponding differential equation, subject to boundary conditions, is given by

$$\frac{d^2\Theta}{dr^2} + \frac{1}{r} \frac{d\Theta}{dr} = 0, \quad \Theta(r_1) = 1, \quad \Theta(r_2) = 0. \quad (\text{A5})$$

Solving the boundary value problem (A5), we obtain the temperature distribution

$$\Theta(r) = \frac{\ln[r(1 - \eta)]}{\ln \eta}; \quad (\text{A6})$$

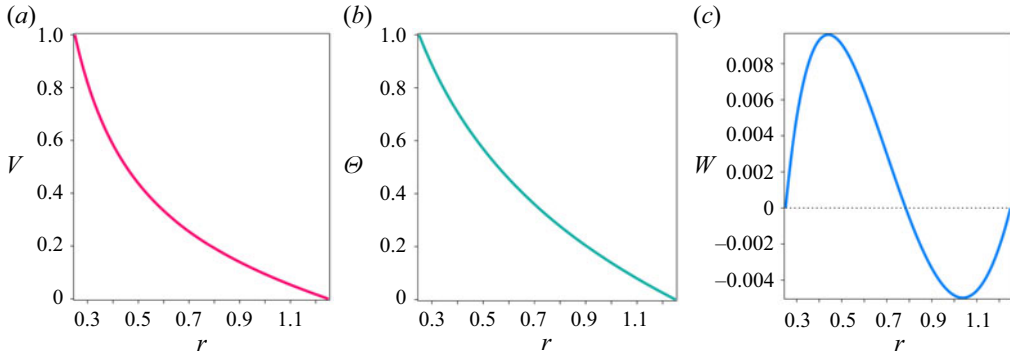


Figure 10. Radial profiles of the base BCF for a rotating inner cylinder ($\mu = 0$ and $\eta = 0.2$): (a) azimuthal velocity $V(r)$ as described by (A2), (b) temperature distribution $\Theta(r)$ from (A6), and (c) axial velocity $W(r)$ as given by (A12).

see figure 10(b). At the mean geometric radius (A4) the temperature distribution and its radial derivative are

$$\Theta_g = \frac{1}{2}, \quad D\Theta_g = \frac{1 - \eta}{\sqrt{\eta} \ln \eta}. \tag{A7}$$

Finally, the axial velocity distribution, $W(r)$, is governed by the following differential equation, derived from (2.2b):

$$\frac{d^2 W}{dr^2} + \frac{1}{r} \frac{dW}{dr} = SRe p_2 - \frac{W_T}{W_0} \Theta(r). \tag{A8}$$

Here $\Theta(r)$ is defined by (A6) for non-isothermal base flows and $\Theta(r) \equiv 0$ for isothermal flows. For each specific helical base flow, we must further define the characteristic axial velocity W_0 , along with the boundary conditions at r_1 and r_2 . In the subsequent sections, we will derive explicit expressions $W(r)$ for the BCF, SCF and SPF.

A.1. Baroclinic Couette flow

In this non-isothermal helical base flow, we assume that the characteristic axial velocity, W_0 , is equal to the thermal velocity, W_T , as defined by (2.4):

$$W_0 = W_T. \tag{A9}$$

Substituting the temperature distribution $\Theta(r)$, given by (A6), into the governing equation (A8), we can solve for the axial velocity, subject to the boundary conditions:

$$W(r_1) = 0, \quad W(r_2) = 0. \tag{A10}$$

The resulting axial velocity $W(r)$ depends on an unknown constant pressure gradient p_2 , which is determined by imposing the zero axial mass flux condition

$$\int_{r_1}^{r_2} r W(r) dr = 0. \tag{A11}$$

Solving this yields the expression for the axial velocity $W(r)$ as found by Ali & Weidman (1990):

$$W(r) = C_1 \left[(r_2^2 - r_1^2) \frac{\ln(r/r_2)}{\ln \eta} + r^2 - r_2^2 \right] - (r^2 - r_1^2) \frac{\ln(r/r_2)}{4 \ln \eta}. \tag{A12}$$

Here the constant C_1 is given by

$$C_1 = \frac{(1 - 3\eta^2)(1 - \eta^2) - 4\eta^4 \ln \eta}{16((1 - \eta^2)^2 + (1 - \eta^4) \ln \eta)}; \tag{A13}$$

see figure 10(c). Evaluating the axial velocity (A12) and its radial derivative at the mean geometric radius (A4), yields

$$W_g = \frac{4\eta(\eta^2 + \eta + 1) \ln \eta - (\eta^2 + 4\eta + 1)(\eta^2 - 1)}{32(\eta^2 - 1)(\eta^2 \ln \eta - \eta^2 + \ln \eta + 1)},$$

$$DW_g = \frac{-4\eta(\eta^4 + 1)(\ln \eta)^2 + 2\eta(\eta^2 - 1)(3\eta^2 - 2\eta + 3) \ln \eta + (\eta^2 - 4\eta + 1)(1 - \eta^2)^2}{16\sqrt{\eta}(1 - \eta)^2(1 + \eta)((\eta^2 + 1) \ln \eta - \eta^2 + 1) \ln \eta}. \tag{A14}$$

A.2. Spiral Couette flow

In the absence of gravity and a radial temperature gradient, the axial sliding of the inner cylinder generates an isothermal SCF. In this scenario, it is reasonable to assume that the characteristic axial velocity W_0 equals the velocity of the inner cylinder, W_1 :

$$W_0 = W_1. \tag{A15}$$

By substituting the temperature distribution $\Theta(r) \equiv 0$ into the governing equation (A8), we can solve for the axial velocity $W(r)$, subject to the boundary conditions:

$$W(r_1) = 1, \quad W(r_2) = 0. \tag{A16}$$

The resulting axial velocity $W(r)$ depends on an unknown constant pressure gradient p_2 , which is determined by enforcing the zero axial mass flux condition (A11). This leads to the following expression for the axial velocity:

$$W(r) = \frac{1 + C_2(1 + \eta)}{\ln \eta} \ln \left(\frac{r}{r_2} \right) + C_2(1 - \eta)(r^2 - r_2^2). \tag{A17}$$

Here the constant C_2 is given by

$$C_2 = -\frac{2\eta^2 \ln \eta + 1 - \eta^2}{(1 + \eta)[(1 + \eta^2) \ln \eta + 1 - \eta^2]} \tag{A18}$$

for the enclosed SCF flow (Ali & Weidman 1993; Meseguer & Marques 2000) and

$$C_2 = 0 \tag{A19}$$

for the open SCF flow (Meseguer & Marques 2000); see figure 11(a). Evaluating the axial velocity (A17) and its radial derivative at the mean geometric radius (A4), yields

$$W_g = \frac{(1 - \eta^3 + 3\eta^2 + \eta) \ln \eta + 2(1 - \eta^2)}{2[(1 + \eta^2) \ln \eta + 1 - \eta^2](1 + \eta)} \tag{A20}$$

and

$$DW_g = \frac{(\eta^2 - 1)(\eta^2 + 2\eta - 1) - 4\eta^3 \ln \eta}{[(1 + \eta^2) \ln \eta + 1 - \eta^2](1 + \eta)\sqrt{\eta}} \tag{A21}$$

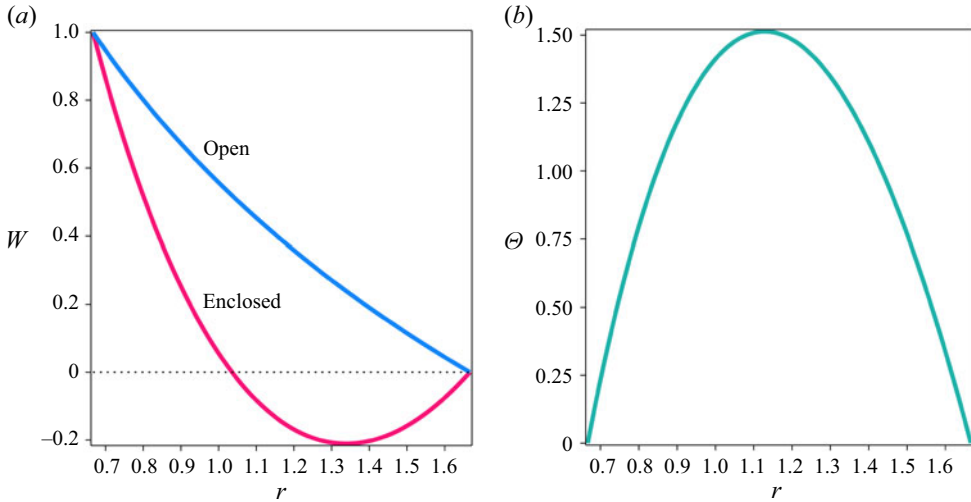


Figure 11. Radial profiles of the axial velocity $W(r)$: (a) for open and enclosed SCF with $\mu = 0$ and $\eta = 0.4$ as described by (A17), and (b) for SPF with $\mu = 0$ and $\eta = 0.4$ as described by (A27).

for the enclosed SCF. For the open SCF, we obtain

$$W_g = \frac{1}{2}, \quad DW_g = \frac{1 - \eta}{\sqrt{\eta} \ln \eta}. \tag{A22}$$

A.3. Spiral Poiseuille flow

In this isothermal helical base flow, the axial velocity is driven by an axial pressure gradient. Substituting the temperature distribution $\Theta(r) \equiv 0$ into the governing equation (A8), we can solve for the axial velocity $W(r)$, subject to the boundary conditions (A10):

$$W(r) = \frac{ReSp_2r_2}{4} \left[(1 - \eta)(r^2 - r_2^2) + \frac{1 + \eta}{\ln \eta} \ln \left(\frac{r}{r_2} \right) \right]. \tag{A23}$$

Introducing the mean velocity W_m of the axial flow (Meseguer & Marques 2002),

$$\frac{W_m}{W_0} = \frac{2}{r_2^2 - r_1^2} \int_{r_1}^{r_2} r W(r) dr = \frac{ReSp_2r_2}{4} \frac{\eta^2 - (\eta^2 + 1) \ln \eta - 1}{2(1 - \eta) \ln \eta}, \tag{A24}$$

we can determine p_2 in terms of W_m and write the dimensionless axial velocity as

$$W(r) = \frac{W_m}{W_0} \frac{2(1 - \eta)^2 \ln \eta}{\eta^2 - (\eta^2 + 1) \ln \eta - 1} \left[r^2 - r_2^2 + \frac{1}{\ln \eta} \frac{1 + \eta}{1 - \eta} \ln \left(\frac{r}{r_2} \right) \right]. \tag{A25}$$

Choosing the mean velocity W_m as a characteristic axial velocity, i.e.

$$W_0 = W_m, \tag{A26}$$

we obtain the final expression for the axial velocity in SPF (Takeuchi & Jankowski 1981; Meseguer & Marques 2002, 2005; Cotrell & Pearlstein 2004), i.e.

$$W(r) = \frac{2(1 - \eta)^2 \ln \eta}{\eta^2 - (\eta^2 + 1) \ln \eta - 1} \left[r^2 - r_2^2 + \frac{1}{\ln \eta} \frac{1 + \eta}{1 - \eta} \ln \left(\frac{r}{r_2} \right) \right]; \tag{A27}$$

see figure 11(b). Evaluating the axial velocity (A27) and its radial derivative at the mean geometric radius (A4), yields

$$W_g = \frac{(1 - \eta)^2 \ln \eta}{(1 + \eta^2) \ln \eta + 1 - \eta^2} \tag{A28}$$

and

$$DW_g = \frac{2(\eta^2 - 2\eta \ln \eta - 1)(1 - \eta)}{[(1 + \eta^2) \ln \eta + 1 - \eta^2] \sqrt{\eta}}. \tag{A29}$$

A.4. The SPF and SCF with a radial temperature gradient (SPFRT and SCFRT)

By neglecting gravity but retaining the temperature gradient in the governing equations (2.2), we can readily identify two additional non-isothermal helical base states. The SPFRT has been studied previously, for instance, by Cotrell & McFadden (2005) and recently revisited by Kirillov (2025). In this flow, the azimuthal velocity is described by (A2), the temperature distribution by (A6), the axial velocity by (A27) and the characteristic axial velocity by (A26). Likewise, the SCF with a radial temperature gradient (SCFRT) shares the same azimuthal velocity and temperature distributions. However, it differs in its axial velocity distribution, which is described by (A17), and in its characteristic axial velocity, given by (A15).

Appendix B. Connection to Kirillov & Mutabazi (2017)

In the particular case when $S \rightarrow \infty$, corresponding to a pure azimuthal flow with a radial temperature gradient in the zero-gravity environment, we have $Ri = (W_T/W_0)(1/S\widehat{Re}) \rightarrow 0$, $DW/SRo \rightarrow 0$ and $|\mathbf{k}|^2 = k_r^2 + k_z^2$. With this, (4.7) reduces to

$$\mathcal{H} = \begin{pmatrix} -\frac{|\mathbf{k}|^2}{\widehat{Re}} & 2\Omega \frac{k_z^2}{|\mathbf{k}|^2} (1 - \gamma\Theta) & -r\Omega^2 \gamma \frac{k_z^2}{|\mathbf{k}|^2} \\ -2\Omega (1 + Ro) & -\frac{|\mathbf{k}|^2}{\widehat{Re}} & 0 \\ -D\Theta & 0 & \frac{|\mathbf{k}|^2}{\widehat{Re}} \frac{Pr-1}{Pr} - \frac{|\mathbf{k}|^2}{\widehat{Re}} \end{pmatrix}. \tag{B1}$$

Let us now show that (B1) reproduces the result by Kirillov & Mutabazi (2017). First, note from (4.6) that in the limit $S \rightarrow \infty$ we have $\lambda = s + i\Omega k_\phi r$. Then, we write the eigenvalue problem $\mathcal{H}\mathbf{a} = \lambda\mathbf{a}$ as $\mathcal{H}_1\mathbf{a} = s\mathbf{a}$, where

$$\mathcal{H}_1 = \begin{pmatrix} -i\Omega k_\phi r - \frac{|\mathbf{k}|^2}{\widehat{Re}} & 2\Omega \frac{k_z^2}{|\mathbf{k}|^2} (1 - \gamma\Theta) & -r\Omega^2 \gamma \frac{k_z^2}{|\mathbf{k}|^2} \\ -2\Omega (1 + Ro) & -i\Omega k_\phi r - \frac{|\mathbf{k}|^2}{\widehat{Re}} & 0 \\ -D\Theta & 0 & -i\Omega k_\phi r - \frac{|\mathbf{k}|^2}{\widehat{Re}Pr} \end{pmatrix}. \tag{B2}$$

Taking into account that $D\Theta = 2\Theta Rt/r$, $Rt = rD\Theta/2\Theta$, denoting $\beta = k_z/|\mathbf{k}|$, and introducing the Taylor number $Ta = \widehat{Re}\Omega\beta/|\mathbf{k}|^2$, we write (B2) as

$$\mathcal{H}_1 = \beta\Omega \begin{pmatrix} -i\frac{k_\phi r}{\beta} - \frac{1}{Ta} & 2\beta(1 - \gamma\Theta) & -r\Omega\gamma\beta \\ -\frac{2}{\beta} (1 + Ro) & -i\frac{k_\phi r}{\beta} - \frac{1}{Ta} & 0 \\ -2\Theta Rt \frac{1}{r\beta\Omega} & 0 & -i\frac{k_\phi r}{\beta} - \frac{1}{TaPr} \end{pmatrix}. \tag{B3}$$

Finally, denoting $n = k_\varphi r / \beta$ and introducing the matrix $\mathcal{R} = \text{diag}(1, 1, 1/r)$, we get

$$\mathcal{R}^{-1} \mathcal{H}_1 \mathcal{R} = \beta \Omega \begin{pmatrix} -in - \frac{1}{Ta} & 2\beta(1 - \gamma\Theta) & -\gamma\beta\Omega \\ -\frac{2}{\beta}(1 + Ro) & -in - \frac{1}{Ta} & 0 \\ -2\Theta Rt \frac{1}{\beta\Omega} & 0 & -in - \frac{1}{TaPr} \end{pmatrix}, \quad (\text{B4})$$

which exactly reproduces (4.9) in Kirillov & Mutabazi (2017).

Appendix C. Connection to Ludwig (1960), Eckhoff (1984) and Leibovich & Stewartson (1983) criteria (LELS)

Ludwig (1960) developed an analytical narrow-gap theory for the stability of inviscid, incompressible SCF, which showed good agreement with his subsequent experiments (Ludwig 1964). Within this framework, he derived the stability criterion (Equation 7 in Ludwig 1960)

$$\frac{dV_\varphi}{dr} \frac{r}{V_\varphi} - \frac{\left(\frac{dV_z}{dr}\right)^2 \left(\frac{r}{V_\varphi}\right)^2}{1 - \frac{dV_\varphi}{dr} \frac{r}{V_\varphi}} > -1, \quad (\text{C1})$$

where $V_\varphi(r)$ and $V_z(r)$ are the azimuthal and axial velocity components, respectively, in the (r, φ, z) cylindrical frame, treated as arbitrary functions of the radial coordinate r .

Using our notation,

$$\frac{dV_z}{dr} = DW, \quad \frac{V_\varphi}{r} = \Omega, \quad \frac{dV_\varphi}{dr} = \Omega(2Ro + 1), \quad (\text{C2})$$

we can rewrite (C1) as

$$2Ro + 1 + 2Ro \frac{DW^2}{4\Omega^2 Ro^2} > -1. \quad (\text{C3})$$

Introducing the normalised shear parameter

$$\overline{DW} = \frac{DW}{2\Omega Ro}, \quad (\text{C4})$$

we further transform (C3) into

$$1 + Ro(1 + \overline{DW}^2) > 0. \quad (\text{C5})$$

Finally, expressing the Rossby number Ro in terms of the squared epicyclic frequency N_Ω^2 as defined in (5.8), we reduce the stability condition (C5) to

$$\frac{N_\Omega^2}{\Omega^2} - \frac{4\overline{DW}^2}{1 + \overline{DW}^2} > 0, \quad (\text{C6})$$

which is simply the reversed inequality (5.14), corresponding to the inviscid and incompressible LELS instability criterion.

Eckhoff & Storesletten (1978) extended the instability criterion (5.14) to inviscid and compressible flows using geometric optics stability analysis. Later, Eckhoff (1984) derived an elegant formulation of this criterion in the incompressible limit:

$$\frac{V}{r} \left(DV - \frac{V}{r} \right) \left(DV^2 + DW^2 - \frac{V^2}{r^2} \right) < 0. \quad (\text{C7})$$

Here DV and DW are the radial derivatives of the azimuthal ($V(r)$) and axial ($W(r)$) velocity components, respectively.

Using (C2), where we set $V_\varphi = V$, the inequality (C7) simplifies to

$$2\Omega^2 Ro(4\Omega^2 Ro(Ro + 1) + DW^2) < 0, \tag{C8}$$

which, when expressed in terms of \overline{DW} (C4) and N_Ω^2 (5.8), precisely reproduces (5.14) and, with the reversed inequality, (C6).

Leibovich & Stewartson (1983) derived a criterion for the instability of columnar vortices in an inviscid, incompressible fluid:

$$2VD\Omega[D(rV)D\Omega + DW^2] < 0. \tag{C9}$$

Here $V = \Omega r$, $D(rV) = d(rV)/dr$ and $V(r)$ and $W(r)$ are the azimuthal and axial velocity components, respectively, treated as arbitrary functions of the radial coordinate.

By computing $D(rV)$ and $D\Omega$ and expressing these quantities in terms of V in (C9), we reduce this criterion to (C7), and consequently, to (5.14).

Appendix D. Connection to Di Pierro & Abid (2010)

Di Pierro & Abid (2010) derived the following criterion for centrifugal instability in an inviscid swirling flow with radial density stratification but without mass diffusivity:

$$G^2(W'^2 + r^2\Omega'^2) - 2r\Omega\Omega'(r\Omega'\Theta + W'^2) > 0. \tag{D1}$$

Here r denotes the radial coordinate, $' = d/dr$, $W(r)$ is the axial velocity profile of the base flow, $V(r)$ its azimuthal velocity, $\Omega = V/r$ the angular velocity, $\Theta = V' + \Omega$ and

$$G^2 = -\frac{V^2 \rho'_b}{r \rho_b} \tag{D2}$$

is the squared Brunt–Väisälä frequency, with $\rho_b(r)$ denoting the radial density profile of the base flow.

Using (2.11) and denoting $DW = dW/dr$, we transform (D1) into

$$G^2(DW^2 + 4\Omega^2 Ro^2) - 4\Omega^2 Ro(4\Omega^2 Ro(Ro + 1) + DW^2) > 0. \tag{D3}$$

Subsequently, by applying (5.8) and (C4), we obtain, from (D3),

$$G^2(1 + \overline{DW}^2) - (N_\Omega^2 + 4\Omega^2 Ro \overline{DW}^2) > 0, \tag{D4}$$

and further reduce it to

$$G^2(1 + \overline{DW}^2) - (N_\Omega^2 + (N_\Omega^2 - 4\Omega^2)\overline{DW}^2) > 0. \tag{D5}$$

Rearranging terms in (D5), we obtain

$$(G^2 - N_\Omega^2)(1 + \overline{DW}^2) + 4\Omega^2 \overline{DW}^2 > 0, \tag{D6}$$

which finally leads to

$$\frac{N_\Omega^2}{\Omega^2} - \frac{G^2}{\Omega^2} - \frac{4\overline{DW}^2}{1 + \overline{DW}^2} < 0. \tag{D7}$$

In our study, we define the Brunt–Väisälä frequency as in Kirillov & Mutabazi (2017), i.e.

$$N^2 = \frac{d\rho}{dr} \frac{V^2}{r}, \quad (\text{D8})$$

which, for $\rho(r) = 1 - \gamma\Theta(r)$, yields (5.48). Thus, G^2 has the opposite sign to N^2 , and in terms of N , (D6) becomes

$$\frac{N_\Omega^2}{\Omega^2} + \frac{N^2}{\Omega^2} - \frac{4\overline{DW}^2}{1 + \overline{DW}^2} < 0. \quad (\text{D9})$$

Comparing (D9) with our LELS-GSF instability criterion (5.46), we find that both share the same structure, differing only by terms specific to thermal density stratification, viscosity and diffusivity.

REFERENCES

- ACHESON, D.J. & GIBBONS, M.P. 1978 On the instability of toroidal magnetic fields and differential rotation in stars. *Phil. Trans. R. Soc. Lond. A* **289** (1363), 459–500.
- ALI, M. & WEIDMAN, P. 1990 On the stability of circular Couette flow with radial heating. *J. Fluid Mech.* **220**, 53–84.
- ALI, M. & WEIDMAN, P. 1993 On the linear stability of cellular spiral Couette flow. *Phys. Fluids* **A5**, 1188–1200.
- AULT, J.T., FANI, A., CHEN, K.K., SHIN, S., GALLAIRE, F. & STONE, H.A. 2016 Vortex-breakdown-induced particle capture in branching junctions. *Phys. Rev. Lett.* **117**, 084501.
- BAHLOUL, A., MUTABAZI, I. & AMBARI, A. 2000 Codimension 2 points in the flow inside a cylindrical annulus with a radial temperature gradient. *Eur. Phys. J. Appl. Phys.* **9**, 253–264.
- BALBUS, S.A. & HAWLEY, J.F. 1991 A powerful local shear instability in weakly magnetized disks. I – linear analysis. II – nonlinear evolution. *Astrophys. J.* **376**, 214–222.
- BARATCHI, S., CHEN, Y.-C. & PETER, K. 2020 Helical flow: a means to identify unstable plaques and a new direction for the design of vascular grafts and stents. *Atherosclerosis* **300**, 34–36.
- BILLANT, P. & GALLAIRE, F. 2013 A unified criterion for the centrifugal instabilities of vortices and swirling jets. *J. Fluid Mech.* **734**, 5–35.
- BONNANS, J.F. & SHAPIRO, A. 2000 *Perturbation Analysis of Optimization Problems*. Springer-Verlag.
- BROCKMANN, P., RAM, V.I.V., JAKIRLIC, S. & HUSSONG, J. 2023 Stability characteristics of the spiral Poiseuille flow induced by inner or outer wall rotation. *Intl J. Heat Fluid Flow* **103**, 109172.
- BRUCE, J.W. & GIBLIN, P.J. 1992 *Curves and Singularities: A Geometrical Introduction to Singularity Theory*. Cambridge University Press.
- BUSSE, F.H. & PESCH, W. 2006 Thermal convection in a twisted horizontal magnetic field. *Geophys. Astrophys. Fluid Dyn.* **100**, 139–150.
- CANDEL, S., DUROX, D., SCHULLER, T., BOURGOUIN, J.-F. & MOECK, J.P. 2014 Dynamics of swirling flames. *Annu. Rev. Fluid Mech.* **46**, 147–173.
- CASTANO, D., NAVARRO, M.C. & HERRERO, H. 2021 Cyclonic and anticyclonic rotation in a cylinder cooled inhomogeneously on the top. *Chaos* **31**, 093108.
- CHANDRASEKHAR, S. 1961 *Hydrodynamic and Hydromagnetic Stability*. Oxford University Press.
- CHOI, I.G. & KORPELA, S.A. 1980 Stability of the conduction regime of natural convection in a tall vertical annulus. *J. Fluid Mech.* **99**, 725–738.
- COTRELL, D. & PEARLSTEIN, A. 2004 The connection between centrifugal instability and Tollmien–Schlichting-like instability for spiral Poiseuille flow. *J. Fluid Mech.* **509**, 331–351.
- COTRELL, D.L. & MCFADDEN, G.B. 2005 Linear stability of spiral Poiseuille flow with a radial temperature gradient: centrifugal buoyancy effects. *Phys. Fluids* **17**, 114102.
- CRAIK, A.D.D. & CRIMINALE, W.O. 1986 Evolution of wavelike disturbances in shear flows: a class of exact solutions of the Navier–Stokes equations. *Proc. R. Soc. Lond. A* **406** (1830), 13–26.
- DEGUCHI, K. & NAGATA, M. 2011 Bifurcations and instabilities in sliding Couette flow. *J. Fluid Mech.* **678**, 156–178.
- DHARAJ, G., BYRAPPA, K., PRASAD, W. & DUDLEY, M. 2010 *Handbook of Crystal Growth*. Springer.
- DI PIERRO, B. & ABID, M. 2010 Instabilities of variable-density swirling flows. *Phys. Rev. E* **82**, 046312.
- DRAZIN, P.G. 2002 *Introduction to Hydrodynamic Stability*. Cambridge University Press.

- DUBRULLE, B., MARIÉ, L., NORMAND, CH, RICHARD, D., HERSANT, F. & ZAHN, J.P. 2005 A hydrodynamic shear instability in stratified disks. *Astron. Astrophys.* **429**, 1–13.
- DYMOYTT, R.W., BARKER, A.J., JONES, C.A. & TOBIAS, S.M. 2023 Linear and non-linear properties of the Goldreich–Schubert–Fricke instability in stellar interiors with arbitrary local radial and latitudinal differential rotation. *Mon. Not. R. Astron. Soc.* **524**, 2857–2882.
- ECKHARDT, B. & YAO, D. 1995 Local stability analysis along Lagrangian paths. *Chaos Solitary Fract.* **5**, 2073–2088.
- ECKHOFF, K.S. & STORESLETTEN, L. 1978 A note on the stability of steady inviscid helical gas flows. *J. Fluid Mech.* **89**, 401–411.
- ECKHOFF, K.S. 1984 A note on the instability of columnar vortices. *J. Fluid Mech.* **145**, 417–421.
- EMANUEL, K.A. 1984 A note on the stability of columnar vortices. *J. Fluid Mech.* **145**, 235–238.
- EMANUEL, K.A. 2018 100 years of progress in tropical cyclone research. In *Meteorological Monographs* 59, pp. 15.1–15.68. American Meteorological Society.
- FÉNOT, M., BERTIN, Y., DORIGNAC, E. & LALIZEL, G. 2011 A review of heat transfer between concentric rotating cylinders with or without axial flow. *Intl. J. Therm. Sci.* **50**, 1138–1155.
- FEYS, J. & MASLOWE, S.A. 2016 Elliptical instability of the Moore–Saffman model for a trailing wingtip vortex. *J. Fluid Mech.* **803**, 556–590.
- FRIEDLANDER, S. & VISHIK, M.M. 1991 Instability criteria for the flow of an inviscid incompressible fluid. *Phys. Rev. Lett.* **66**, 2204–2206.
- FRIEDLANDER, S. & VISHIK, M.M. 1995 On stability and instability criteria for magnetohydrodynamics. *Chaos* **5** (2), 416–423.
- GALLAIRE, F. & CHOMAZ, J.-M. 2003a Instability mechanisms in swirling flows. *Phys. Fluids* **15**, 2622–2639.
- GALLAIRE, F. & CHOMAZ, J.-M. 2003b Mode selection in swirling jet experiments: a linear stability analysis. *J. Fluid Mech.* **494**, 223–253.
- GELFGAT, A.Y., BAR-YOSEPH, P.Z. & SOLAN, A. 1996 Steady states and oscillatory instability of swirling flow in a cylinder with rotating top and bottom. *Phys. Fluids* **8** (10), 2614–2625.
- GUILLERM, R., KANG, C., SAVARO, C., LEPILLER, V., PRIGENT, A., YANG, K.S. & MUTABAZI, I. 2015 Flow regimes in the Taylor–Couette system with a radial thermal gradient. *Phys. Fluids* **27**, 094101.
- HART, J.E. & KITTELMAN, S. 1996 Instabilities of the sidewall boundary layer in a differentially driven rotating cylinder. *Phys. Fluids* **8**, 692–696.
- HARTMAN, P. & WINTNER, A. 1953 Envelopes and discriminant curves. *Am. J. Maths* **75**, 142–158.
- HATTORI, Y. & HIJIIYA, K. 2010 Short-wavelength stability analysis of Hill’s vortex with/without swirl. *Phys. Fluids* **22**, 074104.
- HEATON, C.J. & PEAKE, N. 2006 Algebraic and exponential instability of inviscid swirling flow. *J. Fluid Mech.* **565**, 279–318.
- HEATON, C.J. 2008a Optimal linear growth in spiral Poiseuille flow. *J. Fluid Mech.* **607**, 141–165.
- HEATON, C.J. 2008b Linear instability of annular Poiseuille flow. *J. Fluid Mech.* **610**, 391–406.
- HOLLERBACH, R., LUEPTOW, R.M. & SERRE, E. 2023 Taylor–Couette and related flows on the centennial of Taylor’s seminal *Philosophical Transactions* paper: part 2. *Phil. Trans. R. Soc. A.* **381**, 20220359.
- HORN, S. & AURNOU, J.M. 2018 Regimes of Coriolis-centrifugal convection. *Phys. Rev. Lett.* **120**, 204502.
- HULL, D. 2020 Finding envelope is an optimization problem. *J. Optim. Theor. Appl.* **186**, 453–458.
- IONESCU-KRUSE, D. 2017 On the short-wavelength stabilities of some geophysical flows. *Phil. Trans. R. Soc. A.* **376**, 20170090.
- KANG, C., YANG, K.-S. & MUTABAZI, I. 2015 Thermal effect on large-aspect-ratio Couette–Taylor system: numerical simulations. *J. Fluid Mech.* **771**, 57–78.
- KANG, C., YOSHIKAWA, H.N., NTARMOUCHANT, Z., PRIGENT, A. & MUTABAZI, I. 2023 Solitary-like and modulated wavepackets in the Couette–Taylor flow with a radial temperature gradient. *Phil. Trans. R. Soc. A* **381**, 20220117.
- KÄPYLÄ, P.J. 2021 Prandtl number dependence of stellar convection: flow statistics and convective energy transport. *Astron. Astrophys.* **655**, A78.
- KIRILLOV, O.N. 2017 Singular diffusionless limits of double-diffusive instabilities in magnetohydrodynamics. *Proc. R. Soc. Lond. A* **473**, 20170344.
- KIRILLOV, O.N. & MUTABAZI, I. 2017 Short wavelength local instabilities of a circular Couette flow with radial temperature gradient. *J. Fluid Mech.* **818**, 319–343.
- KIRILLOV, O.N. 2021 *Nonconservative Stability Problems of Modern Physics*, 2nd edn. DeGruyter.
- KIRILLOV, O.N. & MUTABAZI, I. 2024 Unification theory of instabilities of visco-diffusive swirling flows. *Phys. Rev. Fluids* **9** (12), 124802.

- KIRILLOV, O.N. 2025 Geometrical optics stability analysis of rotating visco-diffusive flows. *Mathematics* **13** (3), 382.
- KIRILLOV, O.N., PELINOVSKY, D.E. & SCHNEIDER, G. 2011 Paradoxical transitions to instabilities in hydromagnetic Couette–Taylor flows. *Phys. Rev. E* **84**, 065301(R).
- KIRILLOV, O.N. & STEFANI, F. 2011 Paradoxes of magnetorotational instability and their geometrical resolution. *Phys. Rev. E* **84**, 036304.
- KIRILLOV, O.N. & STEFANI, F. 2013 Extending the range of the inductionless magnetorotational instability. *Phys. Rev. Lett.* **111**, 061103.
- KIRILLOV, O.N., STEFANI, F. & FUKUMOTO, Y. 2014 Local instabilities in magnetized rotational flows: a short-wavelength approach. *J. Fluid Mech.* **760**, 591–633.
- KNOBLOCH, E. & SPRUIT, H.C. 1982 Stability of differential rotation in stars. *Astron. Astrophys.* **113**, 261–268.
- KREITH, F. 1969 Convection heat transfer in rotating systems. *Adv. Heat Trans.* **5**, 129–251.
- LABARBE, J. & KIRILLOV, O.N. 2021 Diffusive instabilities of baroclinic lenticular vortices. *Phys. Fluids* **33**, 104108.
- LAGNADO, R.R., PHAN-THIEN, N. & LEAL, L.G. 1984 The stability of two-dimensional linear flows. *Phys. Fluids* **27**, 1094–1101.
- LAMARSH, J.R. & BARATTA, A.J. 2017 *Introduction to Nuclear Engineering*, 4th edn. Pearson.
- LAPPA, M. 2012 *Rotating Thermal Flows in Natural and Industrial Processes*. Wiley.
- LEBLANC, S. 2003 Internal wave resonances in strain flows. *J. Fluid Mech.* **477**, 259–283.
- LEBLANC, S. & LE DUC, A. 2005 The unstable spectrum of swirling gas flows. *J. Fluid Mech.* **537**, 433–442.
- LEE, Y.N. & MINKOWYCZ, W.J. 1989 Heat transfer characteristics of annulus of two coaxial cylinders with one cylinder rotating. *Intl J. Heat Mass Trans.* **32**, 711–722.
- LEIBOVICH, S. & STEWARTSON, K. 1983 A sufficient condition for the instability of columnar vortices. *J. Fluid Mech.* **126**, 335–356.
- LEPILLER, V., PRIGENT, A., DUMOUCHEL, F. & MUTABAZI, I. 2007 Transition to turbulence in a tall annulus submitted to a radial temperature gradient. *Phys. Fluids* **19**, 054101.
- LEPILLER, V., GOHARZADEH, A., PRIGENT, A. & MUTABAZI, I. 2008 Weak temperature gradient effect on the stability of the circular Couette flow. *Eur. Phys. J. B* **61**, 445–455.
- LIFSCHITZ, A. & HAMEIRI, E. 1991 Local stability conditions in fluid dynamics. *Phys. Fluids* **3**, 2644–2651.
- LIFSCHITZ, A. & HAMEIRI, E. 1993 Localized instabilities of vortex rings with swirl. *Commun. Pure Appl. Maths* **46**, 1379–1408.
- LOPEZ, J.M. & MARQUES, F. 2010 Sidewall boundary layer instabilities in a rapidly rotating cylinder driven by a differentially corotating lid. *Phys. Fluids* **22**, 114109.
- LOPEZ, J.M., MARQUES, F. & AVILA, M. 2013 The Boussinesq approximation in rapidly rotating flows. *J. Fluid Mech.* **737**, 56–77.
- LUCCA-NEGRO, O. & O'DOHERTY, T. 2001 Vortex breakdown: a review. *Prog. Energy Combust. Sci.* **27**, 431–481.
- LUDWIG, H. 1960 Stabilität der Strömung in einem zylindrischen Ringraum. *Z. Flugwiss.* **5**, 135–140.
- LUDWIG, H. 1964 Experimentelle Nachprüfung des Stabilitätstheorien für reibungsfreie Strömungen mit schraubenlinienförmigen Stromlinien. *Z. Flugwiss.* **12**, 304–309.
- LUEPTOW, R.M., HOLLERBACH, R. & SERRE, E. 2023 Taylor–Couette and related flows on the centennial of Taylor's seminal *Philosophical Transactions* paper: part 1. *Phil. Trans. R. Soc. Lond. A* **381**, 20220140.
- MACANDREW, R., PARRY, N., PREIUR, J.-M., WIGGELMAN, J., DIGGINS, E., GUICHENEY, P., CAMERON, D. & STEWART, A. 1993 Drilling and testing hot high-pressure wells. *Oilfield Rev.* **5**, 15–20.
- MAEDER, A., MEYNET, G., LAGARDE, N. & CHARBONNEL, C. 2013 The thermohaline, Richardson, Rayleigh–Taylor, Solberg–Høiland, and GSF criteria in rotating stars. *Astron. Astrophys.* **553**, A1.
- MARTINAND, D., SERRE, E. & LUEPTOW, R.M. 2009 Absolute and convective instability of cylindrical Couette flow with axial and radial flows. *Phys. Fluids* **21** (10), 104102.
- MASLOV, V.P. 1986 Coherent structures, resonances, and asymptotic non-uniqueness for Navier–Stokes equations with large Reynolds numbers. *Russ. Math. Surv.* **41** (6), 23–42.
- MASUDA, S., FUKUDA, S. & NAGATA, M. 2008 Instabilities of plane Poiseuille flow with a streamwise system rotation. *J. Fluid Mech.* **603**, 189–206.
- MATHUR, M., ORTIZ, S., DUBOS, T. & CHOMAZ, J.-M. 2014 Effects of an axial flow on the centrifugal, elliptic and hyperbolic instabilities in Stuart vortices. *J. Fluid Mech.* **758**, 565–585.
- MCINTYRE, M.E. 1970 Diffusive destabilisation of the baroclinic circular vortex. *Geophys. Fluid Dyn.* **1** (1–2), 19–57.
- MESEGUER, A. & MARQUES, F. 2000 On the competition between centrifugal and shear instability in spiral Couette flow. *J. Fluid Mech.* **402**, 33–56.

- MESEGUER, A. & MARQUES, F. 2002 On the competition between centrifugal and shear instability in spiral Poiseuille flow. *J. Fluid Mech.* **455**, 129–148.
- MESEGUER, A. & MARQUES, F. 2005 On the stability of medium gap corotating spiral Poiseuille flow. *Phys. Fluids* **17**, 094104.
- MEYER, A., MUTABAZI, I. & YOSHIKAWA, H.N. 2021 Stability of Rayleigh-stable Couette flow between two differentially heated cylinders. *Phys. Rev. Fluids* **6**, 033905.
- MILGROM, P. & SEGAL, I. 2002 Envelope theorems for arbitrary choice sets. *Econometrica* **70**, 583–601.
- NG, B.S. & TURNER, E.R. 1982 On the linear stability of spiral flow between rotating cylinders. *Proc. R. Soc. Lond. A* **382**, 83–102.
- OLLIS, D.F., PELIZZETTI, E. & SERPONE, N. 1991 Photocalyzed destruction of water contaminants. *Environ. Sci. Technol.* **25**, 1522–1529.
- ORUBA, L., DAVIDSON, P.A. & DORMY, E. 2017 Eye formation in rotating convection. *J. Fluid Mech.* **812**, 890–904.
- ORUBA, L., DAVIDSON, P.A. & DORMY, E. 2018 Formation of eyes in large-scale cyclonic vortices. *Phys. Rev. Fluids* **3**, 013502.
- OXLEY, W. & KERSWELL, R.R. 2024 Linear stability of stratified, rotating, viscous plane Couette–Poiseuille flow. *J. Fluid Mech.* **991**, A16.
- PARK, S.W. & AHN, J. 2019 Experimental and numerical investigations of primary flow patterns and mixing in laboratory meandering channel. *Smart Water* **4**, 4.
- SEIBOLD, F., LIGRANI, P. & WEIGAND, B. 2022 Flow and heat transfer in swirl tubes – a review. *Intl J. Heat Mass Transfer* **187**, 122455.
- SINGH, S. & MATHUR, M. 2019 Effects of Schmidt number on the short-wavelength instabilities in stratified vortices. *J. Fluid Mech.* **867**, 765–803.
- SINGH, S. & MATHUR, M. 2021 Diffusive effects in local instabilities of a baroclinic axisymmetric vortex. *J. Fluid Mech.* **928**, A14.
- SNYDER, H.A. & KARLSSON, S.K.F. 1964 Experiments on the stability of Couette motion with a radial thermal gradient. *Phys. Fluids* **7**, 1696–1706.
- SOWARD, A.M., ORUBA, L. & DORMY, E. 2022 Bénard convection in a slowly rotating penny-shaped cylinder subject to constant heat flux boundary conditions. *J. Fluid Mech.* **951**, A5.
- SZERI, A. & HOLMES, P. 1988 Nonlinear stability of axisymmetric swirling flows. *Phil. Trans. R. Soc. Lond. A* **326**, 327–354.
- TAKEUCHI, D.I. & JANKOWSKI, D.F. 1981 A numerical and experimental investigation of the stability of spiral Poiseuille flow. *J. Fluid Mech.* **102**, 101–126.
- TZIOTZIOU, K. *et al.* 2023 Vortex motions in the solar atmosphere. *Space Sci. Rev.* **219**, 1.
- VIDAL, J., CÉBRON, D., UD-DOULA, A. & ALECIAN, E. 2019 Fossil field decay due to nonlinear tides in massive binaries. *Astron. Astrophys.* **629**, A142.
- VISHNU, R. & SAMEEN, A. 2020 Heat transfer scaling in natural convection with shear due to rotation. *Phys. Rev. Fluids* **5**, 113504.
- VIVÈS, C. 1988 Effects of a forced Couette flow during the controlled solidification of a pure metal. *Intl. J. Heat Mass Transfer* **31**, 2047–2062.
- WANG, C.-C. & CHEN, F. 2022 The bimodal instability of thermal convection in a tall vertical annulus. *Phys. Fluids* **34**, 104102.
- WEDEMEYER-BÖHM, S., SCULLION, E., STEINER, O., ROUPPE VAN DER WOORT, L., DE LA CRUZ RODRIGUEZ, J., FEDUN, V. & EDRÉLYI, R. 2012 Magnetic tornadoes as energy channels into the solar corona. *Nature* **486**, 505–508.
- WERELEY, S.T. & LUEPTOW, R.M. 1999 Velocity field for Taylor–Couette flow with an axial flow. *Phys. Fluids* **11** (12), 3637–3649.
- WILLIS, A.P. & BARENGHI, C.F. 2002 Magnetic instability in a sheared azimuthal flow. *Astron. Astrophys.* **388**, 688–691.
- YAVNEH, I., MCWILLIAMS, J.C. & MOLEMAKER, M.J. 2001 Non-axisymmetric instability of centrifugally stable stratified Taylor–Couette flow. *J. Fluid Mech.* **448**, 1–21.
- YOSHIKAWA, H.N., NAGATA, M. & MUTABAZI, I. 2013 Instability of the vertical annular flow with a radial heating and rotating inner cylinder. *Phys. Fluids* **25**, 114104.