



HAL
open science

A dynamic model for the cyclic behavior of wood assemblies

Dalmer Gomez, Gwendal Cumunel, Bornert Michel, Peyret Nicolas, Catterou
Thomas

► **To cite this version:**

Dalmer Gomez, Gwendal Cumunel, Bornert Michel, Peyret Nicolas, Catterou Thomas. A dynamic model for the cyclic behavior of wood assemblies. GDR BOIS, Nov 2024, Nantes (France), France. <hal-05511306>

HAL Id: hal-05511306

<https://hal.science/hal-05511306v1>

Submitted on 14 Feb 2026

HAL is a multi-disciplinary open access archive for the deposit and dissemination of scientific research documents, whether they are published or not. The documents may come from teaching and research institutions in France or abroad, or from public or private research centers.

L'archive ouverte pluridisciplinaire HAL, est destinée au dépôt et à la diffusion de documents scientifiques de niveau recherche, publiés ou non, émanant des établissements d'enseignement et de recherche français ou étrangers, des laboratoires publics ou privés.



Distributed under a Creative Commons CC BY 4.0 - Attribution - International License

A dynamic model for the cyclic behavior of wood assemblies

GOMEZ Dalmer¹, CUMUNEL Gwendal¹, BORNERT Michel¹, PEYRET Nicolas²,
CATTEROU Thomas³

¹Navier, Ecole des Ponts, Université Gustave Eiffel, CNRS, F-77455 Marne-la-Vallée, France

²Laboratoire Quartz, ISAE-Supmeca, 3 rue Fernand Hainaut, Saint-Ouen, 93400, France

³FCBA, Institut technologique du bois, Allée du Boutaut, Bordeaux, 33000, France

dalmer.gomez@enpc.fr

Key words: wood assembly, hysteresis, dynamic model

1. Context

The whole vibration behaviour of a wooden building is partly governed by the assemblies. Non-linearity is a characteristic of rod-type connectors, this behaviour is thus transposed to the building. Among the rod-type assemblies, the dowel-type assembly allows connections with smooth rods with a metal plate fitting inserted into the wood. Energy dissipation is possible thanks to the plasticization of dowels and the wood in contact with the dowel.

The cyclic behavior of this type of assembly shows complex phenomena of degradation. The aim of this study is to propose a model for the dynamical behavior (cyclic behavior) of this type of assembly.

2. Experimental results

The experimental results here presented (Sousseau, 2022) are related on a control displacement test in accordance with the EN 12512 protocol (Figure 1 right) on a three-dowel assembly.

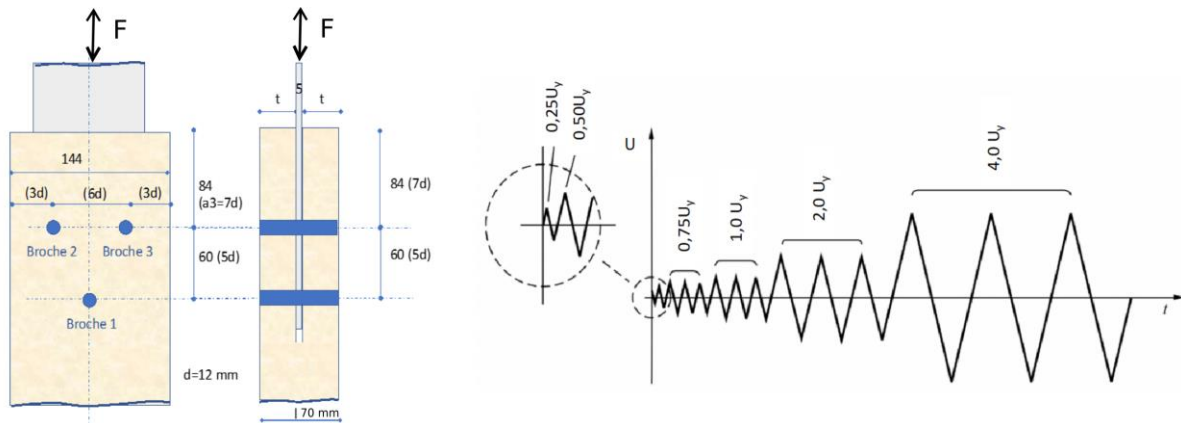


Fig. 1 : Sample dimensions (left) and loading protocol (right).

The result thus obtained, correspond to a cyclic curve going from a zero load to the failure limit (Figure 2). From this curve, different parameters can be studied (ductility, energy dissipation, stiffness degradation, pinching, etc). This study is focused on modelling the phenomena in a differential formulation of the force displacement curve.

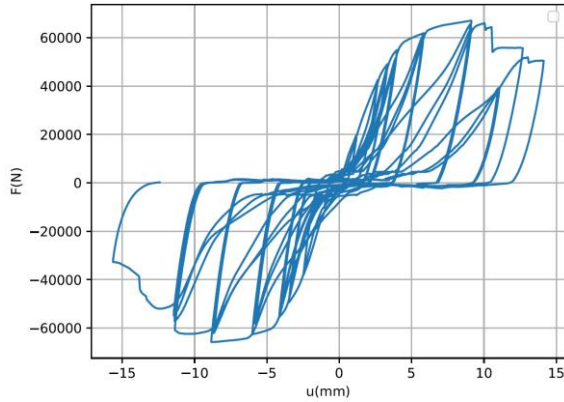


Fig. 2 : Force-displacement response

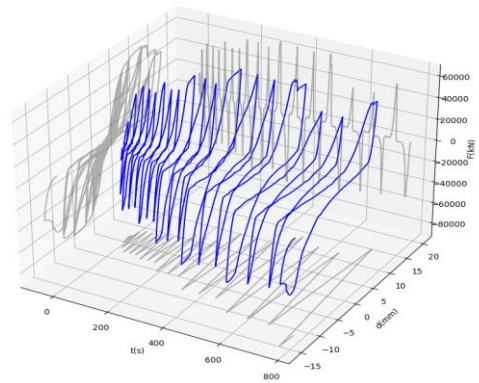


Fig. 3 : 3D representation

The 3D representation (Figure 3) shows the evolution of force and displacement with the time. Because the test is made with a displacement control, the measured displacement does not correspond to the driving displacement and two different tests have always different level of deformation and loading responses.

3. Dynamic model

From the tests (Figure 2), a non-linear response is observed, with residual energy dissipation. Since non linearities are present, differential formulation is needed. One of this type of model is the one proposed by Dahl (Dahl, 1968). This model is generally used for friction phenomena.

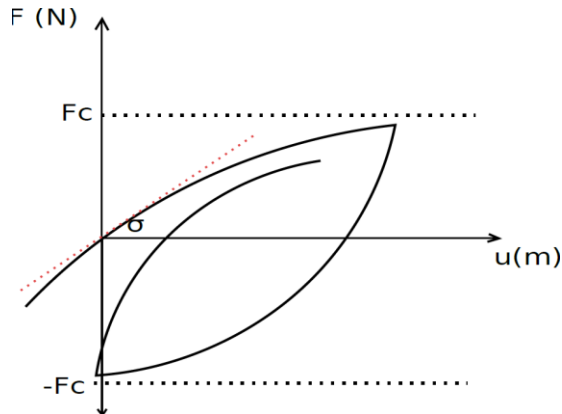


Fig. 4 : Dahl model parameters

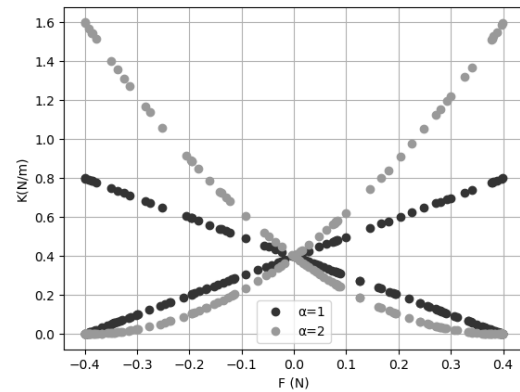


Fig. 5 : Dahl stiffness with the applied force

One of its current formulations has three parameters (F_c , α , σ in equation 1) (Figure 4). The parameter α is for higher variations of the stiffness with the force (Figure 5). This parameter is set as one (linear variation of the stiffness with the force).

$$\frac{df}{dx} = \sigma \left(1 - \frac{F \operatorname{sgn}(\dot{x})}{F_c} \right)^\alpha \quad (1)$$

The equation (1) can be expressed as a differential according to the time by multiplying that formula by the speed (\dot{x}). Similarly, the cyclic response of the assembly (Figure 2) can be approximated by this kind of model, the stiffness shows a hardening phenomenon on loading and softening in the unloading (Figure 6). The evolution of the stiffness with the force is nonlinear but can be separated in a loading and unloading path (Figure 6).

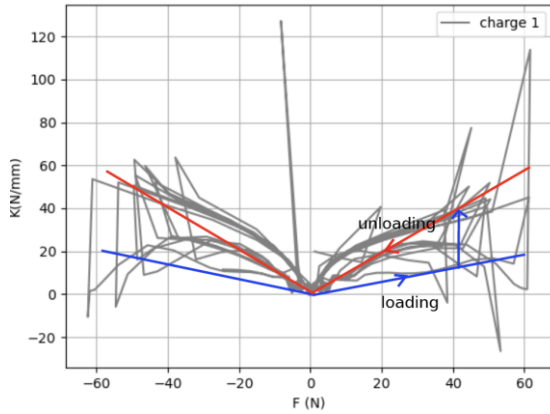


Fig. 6 : Stiffness with the force for a test

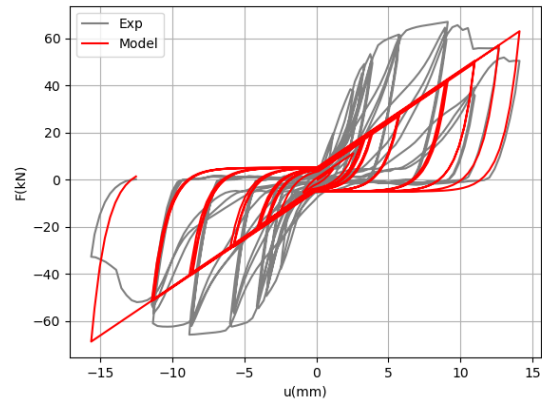


Fig. 8 : Optimisation of the complete curve

Two nonlinear functions instead of four can be thus defined, since the cyclic behavior of the assembly can be considered symmetric in compression and tension.

$$\frac{df}{dx} = \sigma + \sigma \frac{F(\text{sgn}(\dot{x}) + \text{sgn}(x))}{2Fc1} + \sigma \frac{F(\text{sgn}(x) - \text{sgn}(\dot{x}))}{2Fc2} \quad (2)$$

The equation (2) takes into account two different stiffness to define the relation of the stiffness with the force, it is called the Dal model hereafter. Applying this model to the complete cyclic curve, leads to an underestimation of the assembly response and overestimation of the energy dissipation (Figure 8). This model can be appropriate for the ‘elastic’ zone and for a consolidated foundation of the assembly after ‘n’ cycles (Figure 9).

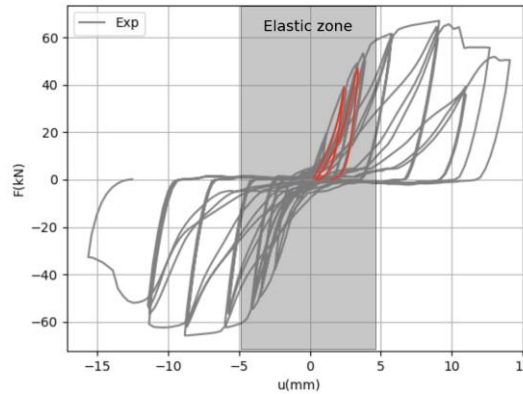


Fig. 9 : Domain to optimize the parameters of the dynamic model

In this domain, the model here proposed is optimised. To add a comparison, the BWBN model (Bouc, 1967) is optimized for the same domain. This complex model with some modifications (Xu et al, 2009) is defined by the following equations:

$$m\ddot{x} + c\dot{x} + akx(t) + (1 - \alpha)kz(t) = F(t) \quad (3)$$

$$\frac{df}{dx} = h(z) \left\{ \frac{1 - v(\beta \text{sgn}(\dot{x}) |z|^{n-1} z + \lambda z^n)}{\eta} \right\} \quad (4)$$

$$h(z) = 1 - \zeta_1 e^{-\frac{(z \text{sgn}(\dot{x}) - qz_u)^2}{\zeta_2^2}} \quad (5)$$

Where, $k, \alpha, \zeta_1, \zeta_2, q, \beta, \eta, z_u, v, n$; are parameters of the model. This model has more than 9 parameters compared to the Dal model (three). However, this model includes phenomena like pinching and stiffness degradation.

4. Results

Figure 10 shows the force displacement response of the optimization for the two models. The general shape is obtained for both.

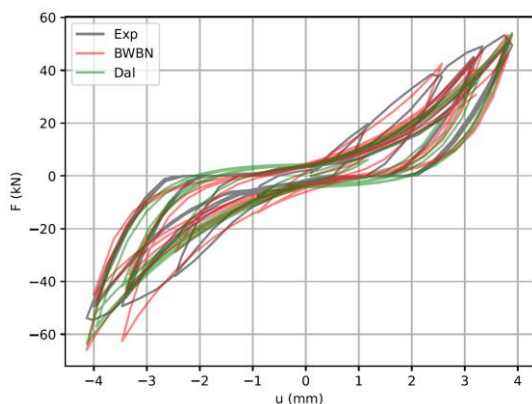


Fig. 10 : Force-displacement comparison

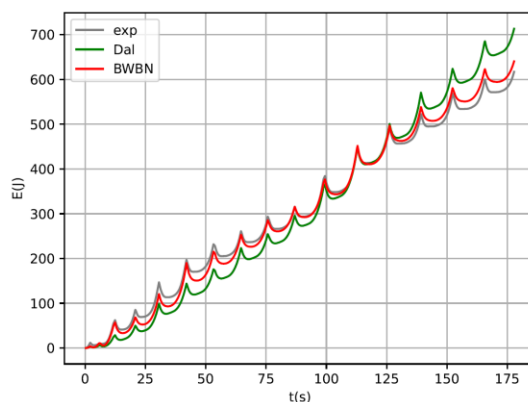


Fig. 11 : Energy dissipation comparison

Figure 11 shows the relation of the energy dissipation (surface inside the cycles) in function of time, this parameter is important in describing the hysterical dissipation of the model in order to describe the dissipation on the assembly for a given cyclic or dynamic loading.

5. Conclusion

The cyclic behaviour of a dowel assembly shows a high non-linear response. Phenomena as stiffness and strength degradation appear. Pinching and energy dissipation are strongly present. To model this behaviour for a dynamic use, a differential model based on the Dahl model is proposed, this model is appropriate only for the ‘elastic’ domain of the assembly. A comparison of the model to the BWBN model shows good approximation in terms of force displacement response and in terms of energy dissipation. For further work, other parameters can be included to take into account other phenomena, despite an increased complexity.

Acknowledgements

This work was carried out in the Navier laboratory at the Ecole des Ponts Paristech as part of the DynaTimberEyes project (AAPG 2021) funded by the National Research Agency (ANR).

References

- Bouc, R. (1967) "Forced vibrations of mechanical systems with hysteresis." Proc. of the Fourth Conference on Nonlinear Oscillations, Prague.
- Dahl, Phil R. (1968) "A solid friction model."
- EN 12512, (2002) “Méthodes d’essai – Essais cycliques d’assemblages réalisés par organes mécaniques”, NF EN 12512.
- Sousseau, Y. (2022). Lois de similitude et modélisation du comportement mécanique des bâtiments bois multi-niveaux: apports, limites et prise en compte de l’incertain. PhD. Université de Bordeaux.
- Xu, Jian, and J. Daniel Dolan (2009) "Development of nailed wood joint element in ABAQUS." Journal of structural engineering 135.8: 968-976.