



**HAL**  
open science

## **AlGaN channel high electron mobility transistors on Si for power electronics**

Julien Bassaler, Jash Mehta, Idriss Abid, Leszek Konczewicz, Sandrine Juillaguet, Sylvie Contreras, Julien Pernot, Maud Nemoz, Sebastian Tamariz, Stéphanie Rennesson, et al.

### ► To cite this version:

Julien Bassaler, Jash Mehta, Idriss Abid, Leszek Konczewicz, Sandrine Juillaguet, et al.. AlGaN channel high electron mobility transistors on Si for power electronics. Symposium de Génie Électrique SGE 2025, CNRS, Jul 2025, Toulouse, France. <hal-05398228>

**HAL Id: hal-05398228**

**<https://hal.science/hal-05398228v1>**

Submitted on 4 Dec 2025

HAL is a multi-disciplinary open access archive for the deposit and dissemination of scientific research documents, whether they are published or not. The documents may come from teaching and research institutions in France or abroad, or from public or private research centers.

L'archive ouverte pluridisciplinaire HAL, est destinée au dépôt et à la diffusion de documents scientifiques de niveau recherche, publiés ou non, émanant des établissements d'enseignement et de recherche français ou étrangers, des laboratoires publics ou privés.



HAL Authorization

# AlGa<sub>x</sub>N channel high electron mobility transistors on Si for power electronics

Julien Bassaler<sup>1</sup>, Jash Mehta<sup>2</sup>, Idris Abid<sup>2</sup>, Leszek Konczewicz<sup>3,4</sup>, Sandrine Juillaguet<sup>3</sup>, Sylvie Contreras<sup>3</sup>, Julien Pernot<sup>1</sup>, Maud Nemoz<sup>6</sup>, Sebastian Tamariz<sup>6</sup>, Stéphanie Rennesson<sup>5</sup>, Fabrice Semond<sup>6</sup>, Yvon Cordier<sup>6</sup>, Farid Medjdoub<sup>2</sup> and Philippe Ferrandis<sup>1,\*</sup>

\*philippe.ferrandis@neel.cnrs.fr

<sup>1</sup> Univ. Grenoble Alpes, CNRS, Grenoble INP, Institut Néel, 38000 Grenoble, France

<sup>2</sup> IEMN, CNRS, Université de Lille, 59650 Villeneuve d'Ascq, France

<sup>3</sup> Laboratoire Charles Coulomb, UMR 221, Univ Montpellier, CNRS, 34095 Montpellier, France

<sup>4</sup> Institute of High Pressure Physics, Polish Academy of Sciences, Warsaw, 01-142, Poland

<sup>5</sup> EasyGAN SAS, Rue Bernard Grégory, 06905 Sophia Antipolis Cedex, France

<sup>6</sup> Université Côte d'Azur, CNRS, CRHEA, rue Bernard Grégory, 06560 Valbonne, France

**Abstract**—This work is focused on the assessment of several Al<sub>x</sub>Ga<sub>1-x</sub>N/Al<sub>y</sub>Ga<sub>1-y</sub>N high electron mobility transistors on Si. The evolution of electron density, electron mobility, breakdown electric field, current densities and on/off ratio as a function of the Al fraction in the channel is reported. The temperature dependence of current densities, threshold voltage and subthreshold slope was studied. In addition, breakdown voltage measurements were performed as a function of gate-drain distance. The data are compared with previous works from the literature using other substrates.

## 1. INTRODUCTION

Ultrawide bandgap semiconductors have emerged as a promising solution for the power market development. They can withstand higher voltages than silicon, SiC, or GaN at thinner thicknesses. Future technologies are developing around these materials in order to reduce energy losses in power components while decreasing the size of systems.

AlGa<sub>x</sub>N channel high electron mobility transistors (HEMT) are surpassing traditional GaN channel HEMT due to the higher critical electric field of AlGa<sub>x</sub>N compared to GaN [1]. However, to expect a development on the power market, it is essential to fabricate these transistors on large and cost-effective substrates such as silicon.

In this work, Al<sub>xB</sub>Ga<sub>1-xB</sub>N/Al<sub>xC</sub>Ga<sub>1-xC</sub>N HEMTs on Si with three different Al contents in the channel were studied. The results are discussed and compared with the literature of AlGa<sub>x</sub>N and GaN channel HEMTs.

## 2. DEVICE STRUCTURES, SIMULATIONS AND MEASUREMENTS

AlGa<sub>x</sub>N channel heterostructures were grown on a 3 inches diameter Si (111) substrate using ammonia molecular beam epitaxy. The structure consists of a 200 nm AlN nucleation layer, a 450 nm AlGa<sub>x</sub>N channel, a 1 nm AlN spacing layer, a 10 nm AlGa<sub>x</sub>N barrier, and a 1 nm GaN cap layer. Three couples of Al molar fractions were chosen for AlGa<sub>x</sub>N layers with values fixed at 10%/60%, 30%/70% and 60%/90% in the channel/barrier, respectively.

Ohmic contacts were fabricated by partially etching the AlGa<sub>x</sub>N barrier followed by e-beam evaporation of 12/200/40/100 nm Ti/Al/Ni/Au metal stack and a rapid thermal annealing set at 850–875°C during 30 s. Mesa isolation of

220 nm depth was achieved by inductively coupled plasma etching technique. Plasma enhanced chemical vapor deposition of 30 nm thick SiN was used for the passivation of the surface. A 20/200 nm Ni/Au metal stack was evaporated on top of SiN as a gate contact for transistors. The gate contact is 50 μm long and 2 μm wide, with a gate-source distance of 2.75 μm and a gate-drain distance of 15 μm (Figure 1a).

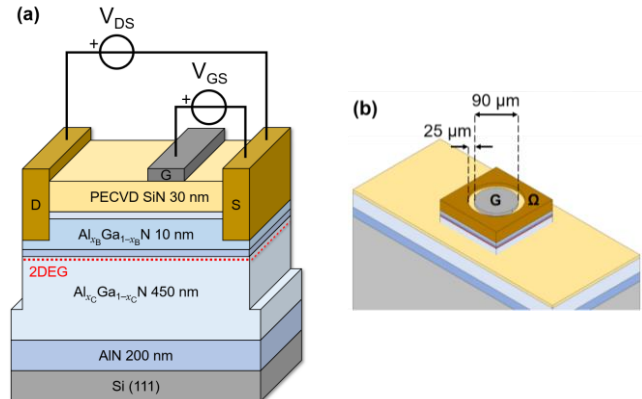


Figure 1: 3-dimensional schematic view of (a) a HEMT and (b) a circular device.

Hall effect measurements were carried out on Hall bridges from 10 to 600 K to study the evolution of the Hall density and electron mobility in the two-dimensional electron gas (2DEG). The Hall bridge is 700 μm long and 70 μm wide. The current was injected with a Keithley 6220 and the voltage was acquired with a Keithley 210.

Electrical simulations of the heterostructures were realized in one dimension with the Schrödinger-Poisson solver Nextnano to extract the electron density in the channel [2].

The detection of defects in the AlGa<sub>x</sub>N channel was carried out using deep level transient spectroscopy (DLTS) with an FT 1230 DLTS system from PhysTech, between 77 K and 325 K, on circular devices (Figure 1b). The central gate contact (noted G) has a diameter of 90 μm and is spaced 25 μm apart from the ohmic contact (noted Ω). The spectrum simulation was realized considering the b1 correlator of the Fourier transform DLTS [3].

Transistor transfer and output characteristics were acquired from 300 to 600 K with a Keithley 2612B.

### 3. RESULTS

From Hall effect measurements, Hall densities  $n_H$  of  $1.88 \times 10^{13}$ ,  $1.41 \times 10^{13}$  and  $0.57 \times 10^{13} \text{ cm}^{-2}$ , and Hall mobilities  $\mu_H$  of 390, 224 and  $99 \text{ cm}^2 \text{ V}^{-1} \text{ s}^{-1}$  have been extracted at room temperature for channels with 10%, 30% and 60% of Al, respectively. The electron mobility in the AlGaIn channel heterostructures is mainly limited by the alloy disorder, whose impact is stronger for Al-rich channels. The interface roughness scattering also appears to be a limitation for the AlGaIn channel with 10% of Al. At high temperature, polar optical phonons are responsible for the electron mobility drop, but are less impactful as the Al molar fraction in the channel increases [2]. The Al enrichment of the channel leads to an increase of the resistivity and a reduction of the electron mobility (Figure 2).

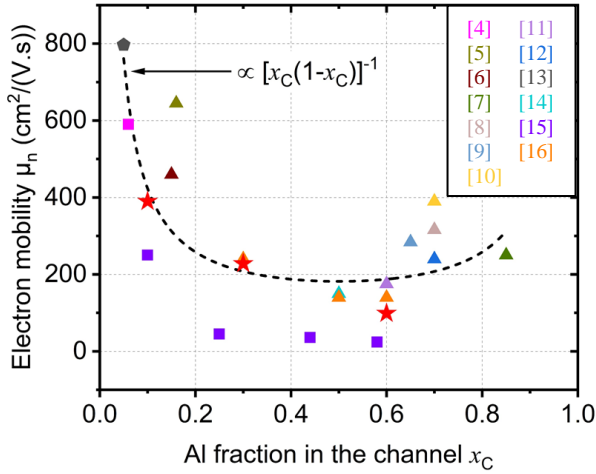


Figure 2: Evolution of electron mobility as a function of Al fraction in the channel at room temperature. Red stars: this work (Si substrates), triangles: sapphire substrates, squares: SiC substrates, pentagon: Si substrate.

In figure 3, we see that the studied heterostructures grown on silicon substrate exhibit transport properties comparable to state-of-the-art and a record of electron mobility clearly appears for the HEMT with 10% of Al in the AlGaIn channel.

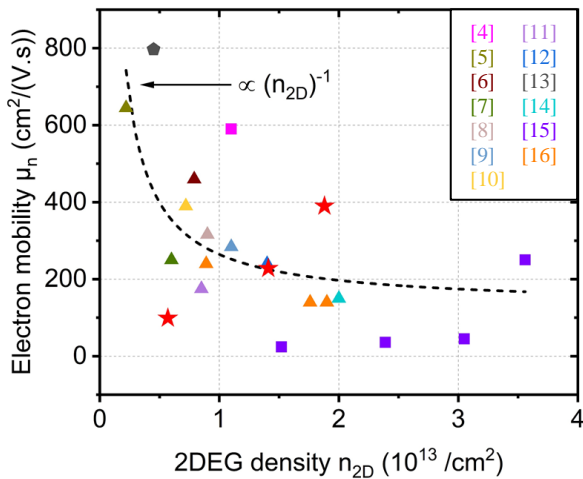


Figure 3: Evolution of electron mobility as a function of 2DEG density for several Al fraction in the channel at room temperature. Red stars: this work (Si substrates), triangles: sapphire substrates, squares: SiC substrates, pentagon: Si substrate.

It results from calculations a two-dimensional electron gas (2DEG) density of  $1.71 \times 10^{13}$ ,  $1.39 \times 10^{13}$ , and  $0.65 \times 10^{13} \text{ cm}^{-2}$  at room temperature for 10%, 30% and 60% of Al in the channel, respectively. These values are close to the experimental data found by Hall effect measurements. However, at low temperature ( $T < 300 \text{ K}$ ), a lower Hall density than expected for the structure with 60% of Al in the channel has been observed (Figure 4).

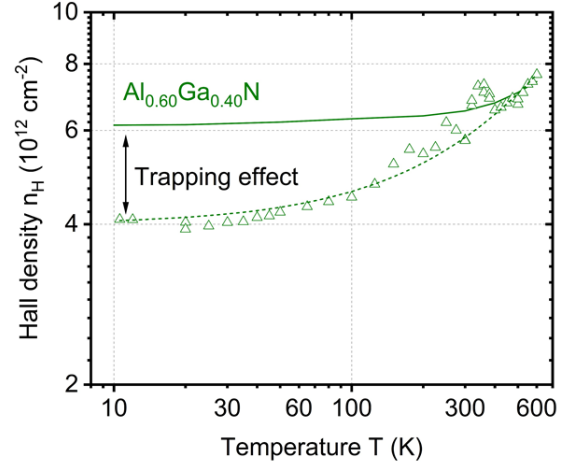


Figure 4: Comparison of the calculated (straight line) and measured (symbols) Hall densities as a function of temperature for  $\text{Al}_{0.6}\text{Ga}_{0.4}\text{N}$  channel HEMT.

To study this reduction of electron mobility, we carried out DLTS measurements between 77 and 325 K. The device was reverse biased with a voltage of  $-5 \text{ V}$  applied to the gate contact. A pulse voltage of  $-0.5 \text{ V}$  was used to fill the traps with a duration of 1 ms. Capacitance transients generated by the thermally emitted electrons were recorded at a frequency of 1 MHz between times  $t_0$  and  $t_0 + T_w$ , where  $t_0$  is the cut-off time (or delay) and  $T_w$  is the measurement period width, fixed at 10 ms. In figure 5, the broad DLTS signal recorded with the  $\text{Al}_{0.6}\text{Ga}_{0.4}\text{N}$  channel heterostructure reveals the presence of several deep traps. The reduction of electron density in the 2DEG below 300 K is expected to result from electron trapping by the detected deep traps.

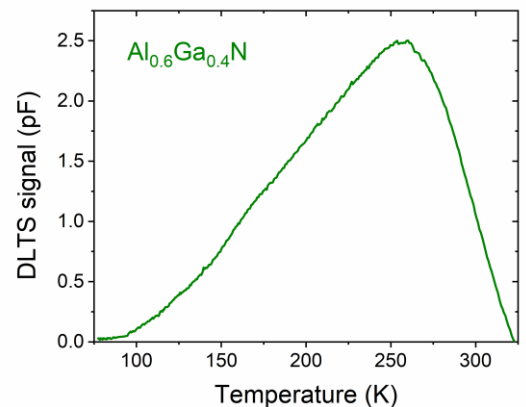


Figure 5: DLTS spectrum of  $\text{Al}_{0.6}\text{Ga}_{0.4}\text{N}$  channel HEMT recorded with a reverse bias of  $-5 \text{ V}$ , a pulse voltage of  $-0.5 \text{ V}$ , a filling time of 1 ms and a period with of 10 ms.

$x_C$ (%)	$x_B$ (%)	$J_{DS,ON}$ ( $A.mm^{-1}$ )	$J_{DS,OFF}$ ( $A.mm^{-1}$ )	$J_{DS,ON}/J_{DS,OFF}$
10	60	$1.9 \times 10^{-1}$	$1.1 \times 10^{-5}$	$1.8 \times 10^4$
30	70	$6.1 \times 10^{-2}$	$1.6 \times 10^{-7}$	$3.9 \times 10^5$
60	90	$4.6 \times 10^{-3}$	$3.8 \times 10^{-8}$	$1.2 \times 10^5$

Table 1: On-state drain current density  $J_{DS,ON}$  at  $V_{DS} = 4V$  and  $V_{GS} = 2V$ , off-state drain current density  $J_{DS,OFF}$  at  $V_{DS} = 4V$  and  $V_{GS} = -12V$  and  $J_{DS,ON}/J_{DS,OFF}$  ratio for the three AlGaIn heterostructures with an Al content of  $x_C$  in the channel and  $x_B$  in the barrier. Data have been recorded at 300K.

At 300K, when increasing the Al fraction in the channel, the on-state and off-state current densities decrease (Table 1). The on/off ratio of the drain current density is higher than  $10^5$  for Al-rich AlGaIn channel heterostructures.

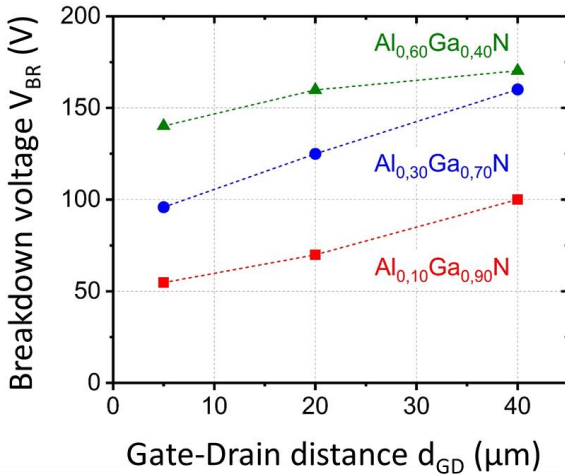


Figure 6: Breakdown reverse voltage as a function of the gate-drain distance at room temperature.

In figure 6, the breakdown voltage is plotted as a function of the gate-drain distance. When increasing the Al content in the AlGaIn channel, the heterostructure withstands a higher reverse voltage.

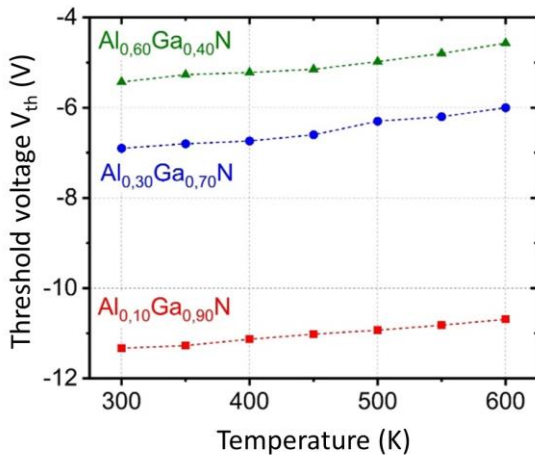


Figure 7: Threshold voltage as a function of temperature at  $V_{DS} = 4 V$ .

The temperature dependence of the drain current density between 300 and 600 K has been studied for the three

heterostructures. In figure 7, we see the evolution of the threshold voltage  $V_{th}$  for  $V_{DS} = 4 V$ . Whatever the temperature,  $V_{th}$  shifts towards more negative voltages as Al content rises. The slight increase in  $V_{th}$  with temperature could result from the release of electrons trapped in the SiN.

The extracted subthreshold slope is quite similar for the HEMTs with Al fraction of 10 % and 30 % in the channel (253 and 242 mV/dec, respectively at 300 K) and is lower for the HEMT with 60% of Al (151 mV/dec at 300 K) (Figure 8). Increasing the Al content of the channel seems to improve the switching speed of the HEMT. This result is in good agreement with previous work and could be explained by the reduction in interface states between the channel and the barrier thanks to a lower lattice mismatch [8].

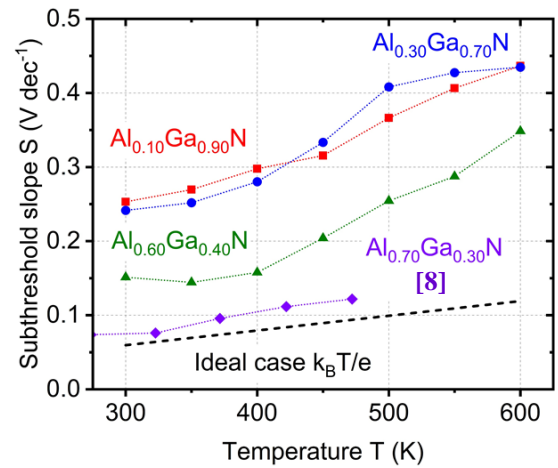


Figure 8: Subthreshold slope as a function of temperature at  $V_{DS} = 4 V$ .

The evolution of the normalized on-state current density as a function of temperature is reported in figure 9 for the HEMTs with Al fraction of 10 % and 30 % in the channel and compared with previous works.

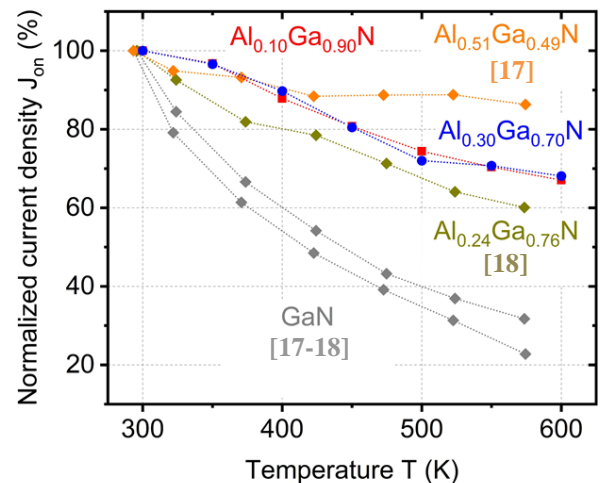


Figure 9: Evolution of the normalized on-state current density as a function of temperature.

We observe a degradation of the on-state current density of – 30 % over the temperature range studied. These results are in good agreement with previous works [17-18].

The specific on-state resistances extracted at 300 and 600 K are 4 and 7 m $\Omega$ .cm<sup>2</sup> respectively for the HEMT with Al content of 10 % in the channel and 13 and 19 m $\Omega$ .cm<sup>2</sup> respectively for the HEMT with Al content of 30 % in the channel.

Compared with GaN channel HEMTs which present a reduction in on-state current density from – 70 % to – 80 % between 300 and 600 K, AlGaIn channel HEMTs are more resistant to high temperatures.

#### 4. CONCLUSION

The electrical characteristics of AlGaIn channel HEMTs on Si with Al contents of 10 %, 30 % and 60 % have been measured as a function of temperature. The extracted parameters were compared with data from previous works on different substrates. By increasing the Al content in AlGaIn channel, electron mobility decreases but the switching speed and voltage withstand of the HEMTs are improved. Compared with GaN channel HEMTs, AlGaIn channel HEMTs have a much lower degradation of the on-state drain current density at high temperatures.

These results highlight the potential of Al-rich AlGaIn channel heterostructures on silicon for high temperature applications. However, by increasing the Al content, the 2DEG density seems to be limited by the presence of deep traps and the contact resistance rapidly increases. These represent the actual limitations of these devices, and outmatch these technological steps is the key to expect further developments.

#### 5. ACKNOWLEDGEMENTS

This work was supported by the French RENATECH network, and the ANR-11-LABX-0014 within the national network GaNeX as well as part of project ACTION (ANR-22-CE05-0028).

#### 6. REFERENCES

- [1] A. G. Baca *et al.*, *J. of Vac. Sci. Technol. A*, 38, 020803 (2020)
- [2] J. Bassaler *et al.*, *Adv. Electron. Mater.* 11, 2400069 (2025)
- [3] S. Weiss and R. Kassing, *Solid State Electron.* 31, 1733 (1988)
- [4] A. Raman *et al.*, *Jpn. J. Appl. Phys.* 47, 3359 (2008).
- [5] T. Nanjo *et al.*, *Electron. Lett.* 45, 1346 (2009).
- [6] T. Nanjo *et al.*, *IEEE Trans. Electron Devices* 60, 1046 (2013).
- [7] A. G. Baca *et al.*, *Appl. Phys. Lett.* 109, 033509 (2016).
- [8] A. G. Baca *et al.*, *ECS J. Solid State Sci. Technol.* 6, Q161 (2017).
- [9] S. Muhtadi *et al.*, *IEEE Electron Device Lett.* 38, 914 (2017).
- [10] A. G. Baca *et al.*, *IEEE Electron Device Letters* 40, 17 (2019).
- [11] H. Xue *et al.*, *Appl. Phys. Express* 12, 066502 (2019).
- [12] B. A. Klein *et al.*, *Appl. Phys. Lett.* 114, 112104 (2019).
- [13] W. Zhang *et al.*, *AIP Advances* 10, 115015 (2020).
- [14] I. Abid *et al.*, *Electronics* 10, 635 (2021).
- [15] J. Singhal *et al.*, *APL Materials* 10, 111120 (2022).
- [16] B. A. Klein, *J. Microelectron. Electron. Packag.* 20, 1 (2023).
- [17] H. Tokuda *et al.*, *Appl. Phys. Express* 3, 121003 (2010).
- [18] M. Hatano *et al.*, *CS MANTECH Conference* 101 (2010).