



HAL
open science

Catalytic olefin hydrosilylation with an original bis(iminophosphorane)phosphine NPN CoII complex

Ingrid Popovici, Yujia Chen, Sophie Bourcier, Nicolas Casaretto, Audrey Auffrant

► To cite this version:

Ingrid Popovici, Yujia Chen, Sophie Bourcier, Nicolas Casaretto, Audrey Auffrant. Catalytic olefin hydrosilylation with an original bis(iminophosphorane)phosphine NPN CoII complex. Dalton Transactions, 2025, 54 (42), pp.15705-15709. <10.1039/D5DT02099A>. <hal-05348264>

HAL Id: hal-05348264

<https://hal.science/hal-05348264v1>

Submitted on 5 Nov 2025

HAL is a multi-disciplinary open access archive for the deposit and dissemination of scientific research documents, whether they are published or not. The documents may come from teaching and research institutions in France or abroad, or from public or private research centers.

L'archive ouverte pluridisciplinaire HAL, est destinée au dépôt et à la diffusion de documents scientifiques de niveau recherche, publiés ou non, émanant des établissements d'enseignement et de recherche français ou étrangers, des laboratoires publics ou privés.



HAL Authorization

Catalytic olefin hydrosilylation with an original bis(iminophosphorane)phosphine NPN Co^{II} complex

<(Received 00th January 20xx,
Accepted 00th January 20xx

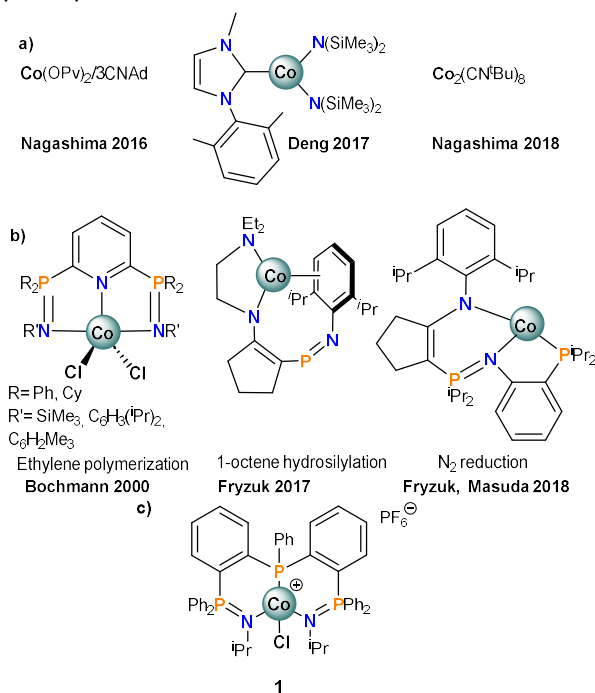
Ingrid Popovici,^a Yujia Chen,^a Sophie Bourcier,^a Nicolas Casaretto,^a and Audrey Auffrant^{*a}

DOI: 10.1039/x0xx00000x

An original bis(iminophosphorane)phosphine NPN ligand was synthesised and coordinated to Co^{II}. Both the ligand and the complex were characterised by multinuclear NMR spectroscopy and X-ray crystallography. The Co^{II} complex (1.5 mol%) in presence of NaOMe (3 mol%) catalyses the hydrosilylation of olefins within few hours at 60°C. Both 1-alkenes and less reactive internal ones built upon a norbornene skeleton were efficiently transformed.

Hydrosilylation of alkenes is of utmost importance for the blooming organosilicon industry.^{1, 2} Most of commonly used catalysts incorporate Pt³ such as the Speier's⁴ and Karstedt's⁵ complexes. They exhibit good activity and high selectivity in favour of terminal alkylsilanes. However, the high price and limited availability of this precious metal has prompted the search for alternative catalysts that employed more abundant metals. As early as in the 1950s and 1960s, it was demonstrated that iron,⁶ cobalt,⁷ and nickel⁸ salts or their carbonyl derivatives ([M(CO)_n]) could catalyse hydrosilylation reactions. However, the incorporation of polydentate ligands has allowed to improve the functional group tolerance and milden the reaction conditions. Ni, Fe and Co olefin hydrosilylation catalysts have been reviewed.⁹⁻¹⁵ Most examples are efficient with 1-alkenes, while the conversion of disubstituted olefins is much more difficult to achieve. Examples involving Ni¹⁶⁻¹⁸ and Fe¹⁹ have been reported. Regarding cobalt catalysts, only three examples were catalytically active for such substrates at temperature between 50 to 80°C (Scheme 1a). Nagashima reported in 2016 the conversion of some disubstituted olefins with a Co^{II} carboxylate in presence of isocyanide at 80°C within few hours with a loading of 1 mol%.²⁰ Deng used a NHC Co^{II} precatalyst shown to transform into a Co^I active species that realises the hydrosilylation of norbornene within 12 h at 60°C and a range of 1-alkenes within 1 day at room temperature.²¹ Lastly, Nagashima described in 2018 an isocyanide Co⁰ complex²² that transforms norbornene, cyclopentene, and cyclohexene within 1 day at 50°C (1 mol%). These examples show the difficulty of converting internal olefins, but also, the lack of attention paid

to such poorly reactive substrates. Noteworthy, these Co catalysts all feature electron rich ligands (isocyanides or NHC). Iminophosphoranes represent a class of electron-rich N-based ligands²³⁻²⁵ that have been scarcely employed to develop catalysts. In particular, few iminophosphorane cobalt complexes have been reported for ethene polymerisation,²⁶ N₂ conversion to N(SiMe₃)₃,²⁷ and olefin hydrosilylation²⁸ (Scheme 1b). In the later example, a series of NNN-Co^{II} compounds showed a modest catalytic ability for the hydrosilylation of 1-hexene (51% with a 0.5 mol% catalyst loading after 24 h at 50°C). Based on the idea that the presence of two iminophosphoranes connected to the Co^{II} centre may increase its reactivity in hydrosilylation reactions, we designed an original bis(iminophosphorane) phosphine ligand. Here, we report on the synthesis of this ligand **L** and its Co^{II} complex (**1**), as well as the catalytic performance of the complex in the hydrosilylation of olefins.

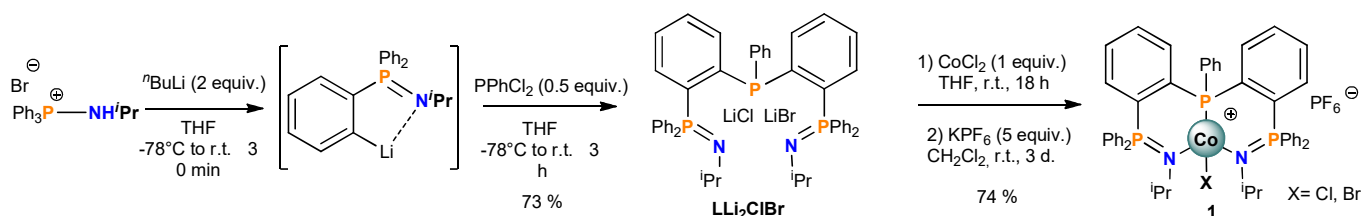


Scheme 1 a) Cobalt catalysts for the hydrosilylation of internal olefins, b) previous examples of iminophosphorane Co catalysts, c) targeted complex

^a Laboratoire de Chimie Moléculaire (LCM), CNRS, Ecole Polytechnique, Institut Polytechnique de Paris, Route de Saclay, 91120 Palaiseau, France.

E-mail: audrey.auffrant@polytechnique.edu

† Supplementary Information available: [details of any supplementary information available should be included here]. See DOI: 10.1039/x0xx00000x



Scheme 2 Synthesis of NPN ligand **L** and complex **1**

For the ligand (**L**) synthesis we relied on the ortholithiation/electrophilic trapping sequence we previously devised in our laboratory.^{29,30} The reaction was monitored by *in situ* $^{31}\text{P}\{^1\text{H}\}$ NMR spectroscopy. Upon addition of two equivalents of $^t\text{BuLi}$ in THF, the chosen N-isopropyl substituted aminophosphonium led selectively to the *o*-arylithium adduct characterised by a singlet ^{31}P resonance at 20 ppm. It was directly converted to the NPN ligand upon addition of a half equivalent of PPhCl_2 . After 3 h, the reaction was finished as shown by the presence of two singlet in a 2:1 ratio at -0.4 and -15.5 ppm corresponding respectively to the P^{V} and P^{III} atoms. During the process two equivalents of lithium salts were generated. At this stage it proved difficult to efficiently remove them; repeated washings leading to an incomplete elimination. Therefore, we chose to carry out the metalation and then proceed to anion exchange and salt elimination. LLi_2BrCl was isolated in 73 % yield and characterised by multinuclear NMR spectroscopy, and HR-MS.

Single crystals of **L** were grown by diffusion of pentane in a saturated THF solution (Figure 1A). The ligand exhibits a zig-zag structure in which the two $\text{P}=\text{N}$ bonds form an angle of 110.7° . They are of similar lengths (1.5481(12) and 1.5695(13) Å) and typical of iminophosphorane derivatives.³¹ Coordination of **L** to CoCl_2 was realised in THF. $^{31}\text{P}\{^1\text{H}\}$ NMR monitoring of the crude mixture showed the loss of the P resonances because of the paramagnetism of the formed Co^{II} adduct. Complex **1** was isolated as a bright green solid in 74 % yield after ligand exchange with KPF_6 and washing with THF and Et_2O solutions. It was characterised by ^1H NMR spectroscopy, HR-MS, and elemental analysis. Its magnetic moment was measured in solution at $4.31 \mu\text{B}$ corresponding to a total spin of $3/2$.^{32,33} This value is almost identical to those we recently reported for NNN iminophosphorane Co^{II} complexes.³⁴ Single crystals of **1** were

grown by diffusion of pentane into a concentrated dichloromethane solution. The obtained structure is shown in Figure 1B. A partial exchange between chloride and bromide was observed ($\text{Cl}:\text{Br} = 76/24$). In **1**, the cationic cobalt centre is coordinated to **L** in a κ^3 mode and to the halide. It presents a tetrahedral geometry ($\tau_4^{35} = 0.99$). Both P-N bonds exhibit similar lengths, they are slightly longer than in **L** (~ 1.61 Å) which is related to the reduced negative hyperconjugation from N to P due to coordination. There is a slight difference in the Co-N bond lengths; Co1-N2 being slightly longer than Co1-N1 . Both are longer than those reported by Masuda and Fryzuk for the PNN cobalt(II) complex precursor of the Co^{I} catalyst shown in Scheme 1b.²⁷ The Co-P bond length is also longer compared to the same reference (2.3600(9) vs 2.3270(8) Å) which denotes a looser coordination of the phosphine to the Co^{II} centre. Because of the formation of the metallacycle, the P3-C2 and P3-C13 bonds are shortened compared to the free ligand.

The catalytic ability of **1** for olefin hydrosilylation was investigated. Transformation of internal olefins was first targeted because of the few efficient Co catalysts reported for such substrates. The optimisation study was thus conducted with norbornene (Table 1). The conversion and yield were determined by ^1H NMR spectroscopy, using trimethoxybenzene as internal reference. The reaction was initially conducted in THF at 25°C (concentration 2 M) with one equivalent of silane, 1.5 mol% of **1**, and 3 mol% of sodium methoxide as additive (Table 1, entry 1). We were pleased to observe the formation of the silane in 65 % yield within 6 h. Heating the reaction mixture at 60°C led to an improved NMR yield of 71% (entry 2). Substituting THF by toluene as the solvent led to a comparable NMR yield (entry 3). Changing for acetonitrile was detrimental (Table S2, entry 1). Upon heating the reaction mixture in toluene to 110°C , an excellent yield of 90% was obtained (entry

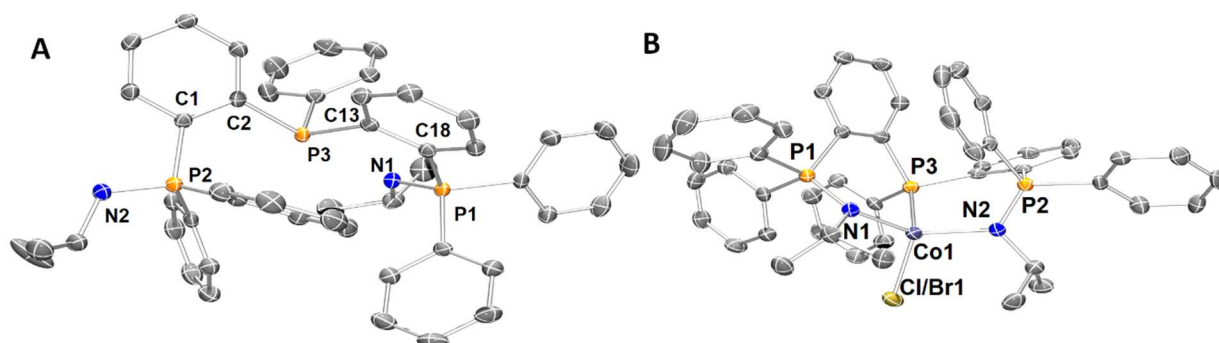


Figure 1 ORTEP plot of **L** (A) and **1** (B). Hydrogen atoms and the counter anion were omitted for clarity. Thermal ellipsoids were drawn at a 50% probability level. Selected bond lengths (Å) and angles ($^\circ$): LP1-N1 1.5481(12), P2-N 1.5695(13) P2-C1 1.8061(15), P3-C2 1.8604(15), P3-C13 1.8679(15), N1-P1-C1 107.54(7), C2-C1-P1 123.44(11), C1-C2-P3 122.15(11), C2-P3-C13 101.27(6), P1-C1-C2 C14-C13-P3 121.48, N2-P2-C14 106.79(7); **1** P1-N1 1.619(2), P2-N2 1.610(5), P3-Co1 2.3600(9), N1-Co1 1.973(2), N2-Co1 2.018(2), P3-C13 1.834(3), P3-C2 1.840(3), N1-

Co1-P3 98.46(7), N2-Co1-P3 99.81(14), N1-P1-C1 113.09(13), N2-P2-C18 115.58(12), P1-N1-Co1 123.62(13), P2-N2-Co1 115.28(14)

4). However, at 60°C in THF at a higher concentration (3 M) the yield was even better (98%, entry 5). Using THF (3 M) at 60°C ,

the nature of the additive was then modified (Table 1, entries 6-10). The reaction was less efficient with most of the additives tested (sodium isopropoxide, potassium triethylborohydride, cesium carbonate), only potassium *tert*-butoxide and ammonia borane gave excellent yields (88 and 92 % respectively) but lower than sodium methoxide. Moreover, changing the amount of this additive only marginally impacted the yield (Table S2, entries 2-3), so the study was continued with 3 mol%. Finally, the nature of the silane was changed, only silanes less expensive than Ph₂SiH₂ (polymethylhydrosiloxane (PMHS) and triethoxysilane) were evaluated. Very low conversions were observed in these cases (entries 11-12). Having established the optimal conditions (Table 1, entry 5), we verified that the reaction does not proceed in the absence of catalyst, additive, or ligand (Table S2, entries 4-7). With the established conditions (Table 1, entry 5), we examined the scope of olefins (Scheme 3). Internal olefins with a norbornene scaffold were efficiently converted into the corresponding silanes (**3a-d**). **3a** exhibits only

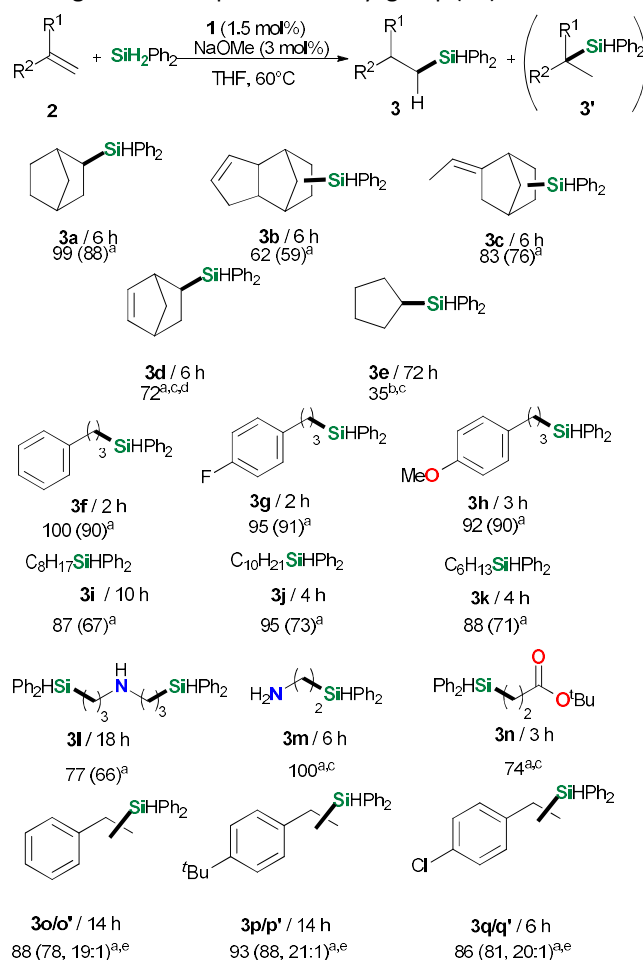
Table 1 Optimisation of the hydrosilylation reaction conditions^a with optimised conditions in bold

	Si-H	Solv. (x M)	T (°C)	Additive (mol %)	Conv (%) ^b	Yield (%) ^c
1	Ph ₂ SiH ₂	THF (2)	25	NaOMe (3)	66	65
2	Ph ₂ SiH ₂	THF (2)	60	NaOMe (3)	71	71
3	Ph ₂ SiH ₂	Tol (2)	60	NaOMe (3)	67	67
4	Ph ₂ SiH ₂	Tol (2) ^f	110	NaOMe (3)	92	90
5	Ph₂SiH₂	THF (3)	60	NaOMe (3)	98	98
6	Ph ₂ SiH ₂	THF (3)	60	NaO ⁱ Pr (3)	80	80
7	Ph ₂ SiH ₂	THF (3)	60	^t BuOK (3)	88	88
8	Ph ₂ SiH ₂	THF (3)	60	Cs ₂ CO ₃ (3)	25	24
9	Ph ₂ SiH ₂	THF (3)	60	KHBET ₃ (1.5)	20	20
10	Ph ₂ SiH ₂	THF (3)	60	NH ₃ BH ₃ (3)	92	92
11	PMHS	THF (3)	60	NaOMe (3)	5	^d
12	SiH(OEt) ₃	THF (3)	60	NaOMe (3)	7	^d

^a Reaction conducted with norbornene (1 mmol) in presence of **1**, trimethoxybenzene (0.07 mmol) as reference, silane (1 mmol) and additive for 6 h. ^b Determined by NMR by using the integration of the singlet at 4.92 ppm for SiH₂Ph₂ relative to the CH aromatic resonances of the reference at 6.10 ppm; ^c Determined by NMR by using the integration of the doublet at 4.72 ppm for C₆H₁₃SiHPh₂ relative to the CH aromatic resonances of the reference at 6.10 ppm; ^d Yield could not be determined.

one doublet corresponding to the SiH proton in its ¹H NMR spectrum, showing the selective formation of the exo adduct. For **3d**, four doublet SiH resonances were observed by ¹H NMR;

but the major one at 4.82 ppm corresponds to the exo product, that forms in 72% yield (the three other silanes being formed in a global yield of 28%). Note that the hydrosilylation of norbornene with low valent Co catalysts was not as selective, because the endo product was also observed.²² For **3b** and **3c** two doublet resonances corresponding two different SiH protons were observed, pointing towards the formation of both regioisomers that could not be separated. The hydrosilylation of cyclopentene (**2e**), cyclohexene, or *gem*-disubstituted olefins (Scheme S1) proved more difficult. Increasing the catalyst loading and/or extending the reaction time led to minor improvements. Only **3e** was formed in 35 % yield with 3 mol% catalyst after 3 days. Then we evaluated the catalytic capacity of **1** with terminal olefins. Linear aliphatic silane formed selectively and efficiently. Allylbenzene derivatives were converted in excellent yields within 2 or 3 h. In presence of a donating substituent para to the allyl group (**2h**) the reaction



Scheme 3 Scope of the catalytic hydrosilylation of olefins with **1**. NMR yield using trimethoxybenzene as internal reference is given with the isolated yield specified into brackets. ^a Reaction conducted with the olefin (1 mmol) in presence of **1** (0.015 mmol, 1.5 mol%), trimethoxybenzene (0.07 mmol) as reference, SiH₂Ph₂ (1 mmol) and NaOMe (0.03 mmol, 3 mol%) for the specified time at 60°C in THF (3M). ^b Same conditions but with **1** (0.03 mmol, 3 mol%) and NaOMe (0.06 mmol, 6 mol%). ^c The product could not be isolated. ^d The NMR conversion is 100% and side products are also formed. ^e NMR yield and isolated yield correspond to the mixture of linear (**4**) and branched (**4'**) products (**4:4'**).

was only marginally less rapid and efficient than when an acceptor substituent was present (**2g**).

For longer alkyl chain; hexene and decene (**2j-k**) were more reactive than octene (**2i**), a NMR yield around 90% required only 4 h from the former compared to 10 h from the latter. Note that

low valent cobalt catalysts previously mentioned²⁰⁻²² are generally less efficient for this type of substrates or require longer reaction time to reach good yields because of competitive alkene isomerisation and dehydrogenative silylation. For **1**, a good functional group compatibility was observed: amine, ester, ether, and halide were well tolerated. However, cinnamionitrile was not converted (Scheme S1) presumably because of the poisoning effect of the nitrile onto the catalyst. Lastly, styrene derivatives (**3o-q**) were converted in high yield and excellent selectivity into the linear silane products (> 94 %).

The performances of complex **1** regarding the hydrosilylation of norbornene derivatives are remarkable for such a cobalt(II) complex with a rather rigid tridentate ligand. Therefore, we verified that the process is homogeneous by conducting the hydrosilylation of norbornene in the presence of a mercury drop. The expected silane was obtained in 89 % yield (Figure S10).

In conclusion, the cobalt complex **1** with an original NPN bis(iminophosphorane)phosphine ligand was shown to be an excellent catalyst for the hydrosilylation of olefins. Terminal olefin are efficiently and selectively converted. Styrene derivatives were also hydrosilylated with high selectivity. But the most astonishing performance concerns norbornene scaffolds. Such catalytic ability is unprecedented with a cobalt(II) complex and encourage us to continue exploring other catalytic reactions.

This work was supported by the CNRS, Ecole Polytechnique, and the Agence Nationale de la Recherche (ANR21-CE07-0026).

Author contributions

I. P.: formal analysis, data curation, investigation, writing of the original draft. Y. C.: investigation. S. B.: formal analysis, data curation. N. C.: formal analysis, data curation. A. A.: leads formal analysis, funding acquisition, data curation, writing of the original draft.

Conflicts of interest

There are no conflicts to declare.

Data availability

The data supporting this article have been included as part of the ESI.

Notes and references

1. Y. Nakajima and S. Shimada, *RSC Advances*, 2015, **5**, 20603-20616.
2. B. Marciniak, H. Maciejewski, C. Pietraszuk and P. Pawluc, *Hydrosilylation A Comprehensive Review on Recent Advances*, Springer, Netherlands, 2009.
3. Y. Naganawa, K. Inomata, K. Sato and Y. Nakajima, *Tetrahedron Lett.*, 2020, **61**, 151513.

4. J. L. Speier, J. A. Webster and G. H. Barnes, *J. Am. Chem. Soc.*, 1957, **79**, 974-979.
5. D. Troegel and J. Stohrer, *Coord. Chem. Rev.*, 2011, **255**, 1440-1459.
6. A. J. Chalk and J. F. Harrod, *J. Am. Chem. Soc.*, 1965, **87**, 1133-1135.
7. A. N. Nesmeyanov, R. K. Freidlina, E. C. Chukovskaya, R. G. Petrova and A. B. Belyavsky, *Tetrahedron*, 1962, **17**, 61-68.
8. S. i. Nozakura, *Bull. Chem. Soc. Jap.*, 1956, **29**, 784-789.
9. M. Zhang and A. Zhang, *Appl. Organomet. Chem.*, 2010, **24**, 751-757.
10. J. Sun and L. Deng, *ACS Catal.*, 2016, **6**, 290-300.
11. X. Du and Z. Huang, *ACS Catal.*, 2017, **7**, 1227-1243.
12. J. V. Obligacion and P. J. Chirik, *Nat. Rev. Chem.*, 2018, **2**, 15-34.
13. W. Ai, R. Zhong, X. Liu and Q. Liu, *Chem. Rev.*, 2019, **119**, 2876-2953.
14. H. Wen, G. Liu and Z. Huang, *Coord. Chem. Rev.*, 2019, **386**, 138-153.
15. J. Jose and T. V. Mathew, *ChemCatChem*, 2024, **16**, e202301626.
16. I. Buslov, J. Becouse, S. Mazza, M. Montandon-Clerc and X. Hu, *Angew. Chem. Int. Ed.*, 2015, **54**, 14523-14526.
17. I. Hossain and J. A. R. Schmidt, *Organometallics*, 2020, **39**, 3441-3451.
18. V. Srinivas, Y. Nakajima, W. Ando, K. Sato and S. Shimada, *Catal. Sci. Technol.*, 2015, **5**, 2081-2084.
19. J. Chen, B. Cheng, M. Cao and Z. Lu, *Angew. Chem. Int. Ed.*, 2015, **54**, 4661-4664.
20. D. Noda, A. Tahara, Y. Sunada and H. Nagashima, *J. Am. Chem. Soc.*, 2016, **138**, 2480-2483.
21. Y. Liu and L. Deng, *J. Am. Chem. Soc.*, 2017, **139**, 1798-1801.
22. A. Sanagawa and H. Nagashima, *Organometallics*, 2018, **37**, 2859-2871.
23. T. Tannoux and A. Auffrant, *Coord. Chem. Rev.*, 2023, **474**, 214845.
24. I. Popovici, C. Barthes, T. Tannoux, C. Duhayon, N. Casaretto, A. Monari, A. Auffrant and Y. Canac, *Inorg. Chem.*, 2023, **62**, 2376-2388.
25. S. E. García-Garrido, A. Presa Soto and J. García-Álvarez, in *Advances in Organometallic Chemistry*, ed. P. J. Pérez, Academic Press, 2022, pp. 105-168.
26. S. Al-Benna, M. J. Sarsfield, M. Thornton-Pett, D. L. Ormsby, P. J. Maddox, P. Brès and M. Bochmann, *J. Chem. Soc., Dalton Trans.*, 2000, 4247-4257.
27. T. Suzuki, K. Fujimoto, Y. Takemoto, Y. Wasada-Tsutsui, T. Ozawa, T. Inomata, M. D. Fryzuk and H. Masuda, *ACS Catal.*, 2018, **8**, 3011-3015.
28. T. Suzuki, H. Masuda and M. D. Fryzuk, *Dalton Trans.*, 2017, **46**, 6612-6622.
29. L. Boubekur, L. Ricard, N. Mezailles, M. Demange, A. Auffrant and P. Le Floch, *Organometallics*, 2006, **25**, 3091-3094.
30. A. Buchard, A. Auffrant, C. Klempf, L. Vu-Do, L. Boubekur, X. F. Le Goff and P. Le Floch, *Chem. Commun.*, 2007, 1502-1504.
31. T. Cheisson, L. Ricard, F. W. Heinemann, K. Meyer, A. Auffrant and G. Nocton, *Inorg. Chem.*, 2018, **57**, 9230-9240.
32. D. F. Evans, *J. Chem. Soc. Chem. Commun.*, 1959, 2003-2005.
33. E. M. Schubert, *J. Chem. Educ.*, 1992, **69**, 62.

34. I. Popovici, T. Tannoux, S. Bourcier, N. Casaretto and A. Auffrant, *Inorg. Chem. Commun.*, 2025, **180**, 114917.
35. L. Yang, D. R. Powell and R. P. Houser, *Dalton Trans.*, 2007, 955-964.