



HAL
open science

A Crystalline Annelated Pyridin-1-ylidene and Its Isomerization into a Pyridin-3-ylidene

Jan Lorkowski, Levan Gojiashvili, Patrick Yorkgitis, Delphine Pichon, Jakub Talcik, Milan Gembicky, Thierry Roisnel, Olivier Baslé, Rodolphe Jazzar, Marc Mauduit, et al.

► To cite this version:

Jan Lorkowski, Levan Gojiashvili, Patrick Yorkgitis, Delphine Pichon, Jakub Talcik, et al.. A Crystalline Annelated Pyridin-1-ylidene and Its Isomerization into a Pyridin-3-ylidene. *Journal of the American Chemical Society*, 2025, 147 (18), pp.14972-14977. <10.1021/jacs.5c05642>. <hal-05093465>

HAL Id: hal-05093465

<https://hal.science/hal-05093465v1>

Submitted on 21 Jul 2025

HAL is a multi-disciplinary open access archive for the deposit and dissemination of scientific research documents, whether they are published or not. The documents may come from teaching and research institutions in France or abroad, or from public or private research centers.

L'archive ouverte pluridisciplinaire **HAL**, est destinée au dépôt et à la diffusion de documents scientifiques de niveau recherche, publiés ou non, émanant des établissements d'enseignement et de recherche français ou étrangers, des laboratoires publics ou privés.



HAL Authorization

A Crystalline Annulated Pyridin-1-ylidene and its Isomerization into a Pyridin-3-ylidene

Jan Lorkowski^{ab‡}, Levan Gojiashvili^{a‡}, Patrick Yorkgitis^{a‡}, Delphine Pichon^{b‡}, Jakub Talcik^b, Milan Gembicky^a, Thierry Roisnel^b, Olivier Baslé^c, Rodolphe Jazzar^{a*}, Marc Mauduit^{b*}, and Guy Bertrand^{a*}

^a UCSD–CNRS Joint Research Laboratory (UMI 3555), Department of Chemistry and Biochemistry, University of California, San Diego, La Jolla, California 92093–0358, USA.

^b Université de Rennes, Ecole Nationale Supérieure de Chimie de Rennes, CNRS, ISCR UMR 6226, F-35000 Rennes, France.

^c Laboratoire de chimie de coordination du CNRS, 205 route de Narbonne, BP 44099, 31077, Toulouse cedex 4, France.

* e-mail: gbertrand@ucsd.edu

* e-mail: marc.mauduit@ensc-rennes.fr

* e-mail: rodolphe.jazzar@cnrs.fr

‡These authors contributed equally.

KEYWORDS Carbenes, DFT

ABSTRACT: An isolable ring-fused pyridinylidene (a so-called Hammick intermediate) was synthesized from a benzo[*h*]isoquinolinium salt and its structure in the solid-state was determined. The isolation of this first-of-its-kind pyridine-derived aromatic *N*-heterocyclic carbene was made possible due to the presence of an adamantyl group on nitrogen, forcing the nitrogen to be planar and enhancing both π -donation and steric protection, and to its unique polycyclic structure, which displays an intramolecular C–H \cdots C_{carbene} interaction. Additionally, an example of isomerization of a carbene into another carbene, namely a benzo[*h*]isoquinolin-1-ylidene into a benzo[*h*]isoquinolin-3-ylidene, is reported.

The rapid growth in applications for stable carbenes,¹ spanning organic, organometallic, and medicinal chemistry, as well as in materials science² has led to the development of numerous scaffolds to sustain these species.³ Among them, those derived from aromatic *N*-heterocycles, especially imidazoles, 1,2,4- and 1,2,3-triazoles, have proven to be the most successful due to their stability and ease of synthesis.⁴ In sharp contrast, carbenes derived from pyridine, an archetypal aromatic *N*-heterocycle, remain elusive, hampering their broad application.⁵ Their transient existence was first postulated in 1937 by Hammick⁶, who suggested their formation as pyridine ylides (**I**) during the decarboxylation of 2-picolinic acid. This intermediate was then depicted by Breslow⁷ as a singlet carbene (**II**) (Figure 1), a concept further supported by Hoffmann's⁸ theoretical calculations. The parent pyridinylidene has also been detected in the gas phase by Koch and Schwarz.⁹ Itami *et al.* attempted to synthesize a 1,3,5-triaryl-substituted pyridinylidene.¹⁰ Although they successfully trapped it with sulfur and (Me₂S)AuCl, they were unable to observe the carbene by spectroscopy due to its rapid rearrangement into a pyrido[1,2-*a*]indole (**III**). Also, there are reported attempts to synthesize carbenes based on phenanthridine¹¹ and isoquinoline¹² cores. However, in both cases, the carbene conjugate acids were so electrophilic that even the use of bulky bases resulted in nucleophilic addition (**IV–V**) rather than free carbene generation. Interestingly, a theoretical paper by Hollóczy and Nyulaszi suggests that a bulky group at nitrogen, such as adamantyl, could stabilize the carbene by forcing the nitrogen to be planar, enhancing both π -donation and steric

protection.¹³ Herein, we show that by following this strategy and adding an additional aromatic ring to the isoquinoline core, it is possible to isolate a crystalline annulated pyridinylidene **1a**. Additionally, we report an example of isomerization of a carbene into another carbene, namely a benzo[*h*]isoquinolin-1-ylidene **1a** into a benzo[*h*]isoquinolin-3-ylidene **1b**.

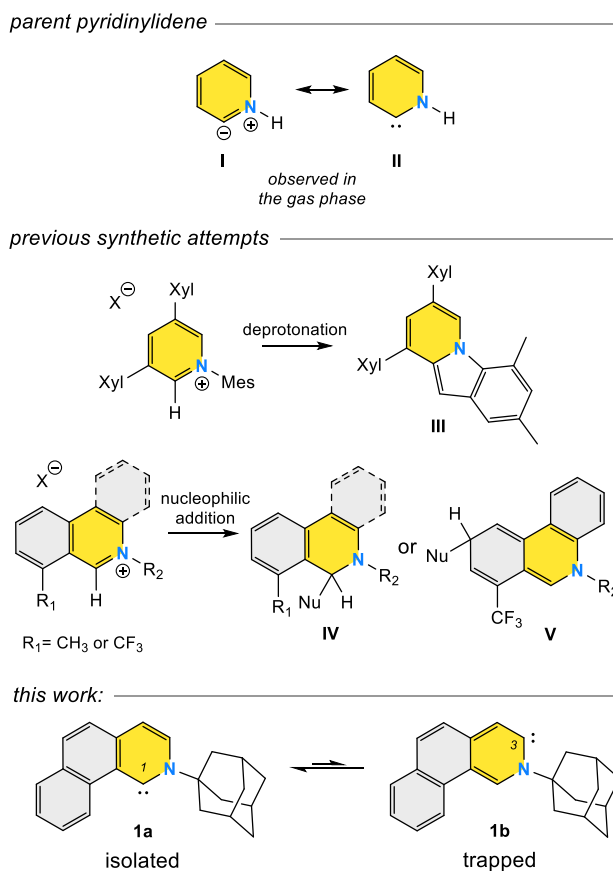
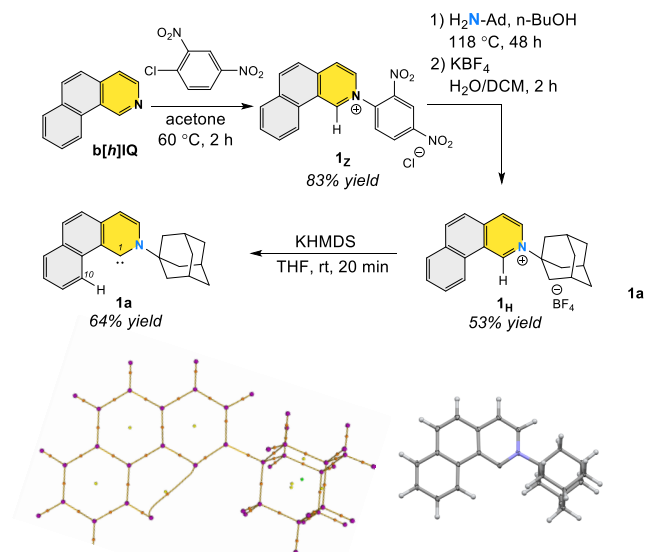


Figure 1. Observation of the parent pyridinylidene, previous attempts to synthesize some derivatives, and this work.

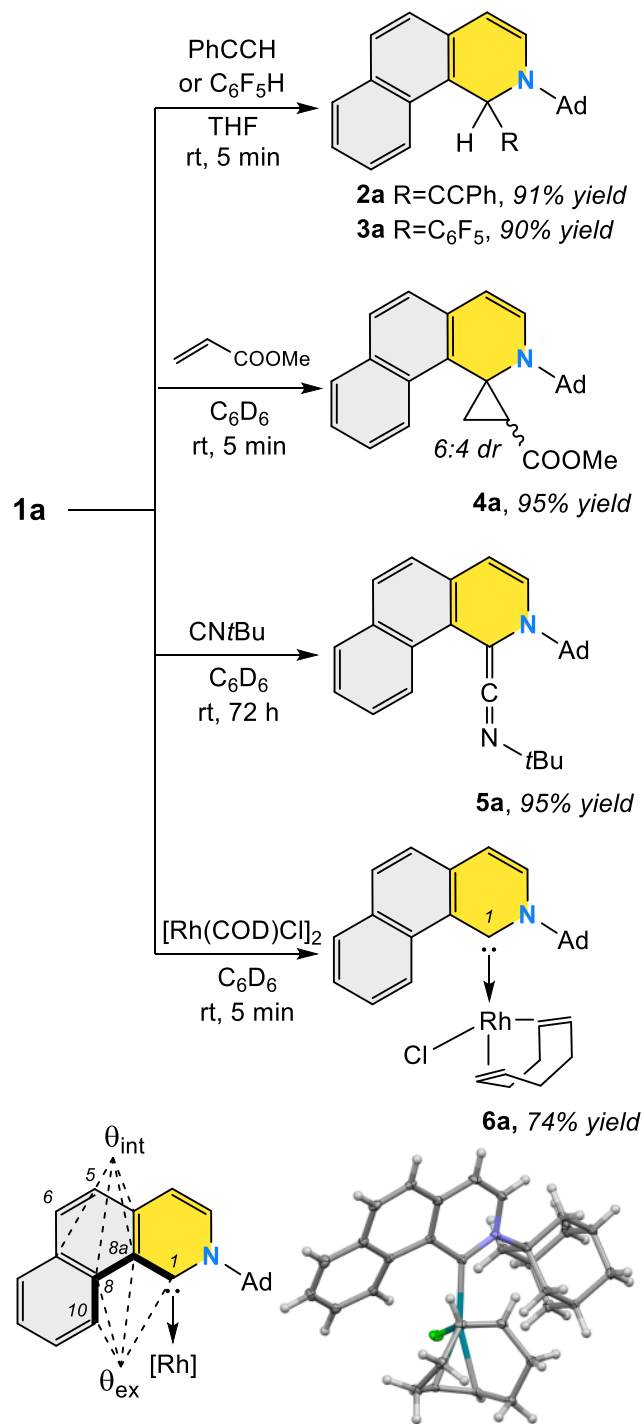
The carbene precursor was prepared from the readily available benzo[*h*]isoquinoline **b[h]IQ**,¹⁴ which features a benzo ring strategically protecting the prospective carbene center in position 1 (Scheme 1). The adamantyl substituent was then introduced by the Zincke reaction,¹⁵ which in two steps provided the annelated pyridinium salt **1_H**. To our delight, room-temperature deprotonation of **1_H** with potassium bis(trimethylsilyl)amide¹⁶ led to the clean formation of the free benzo[*h*]isoquinolin-1-ylidene **1a**, as evidenced by the observation of a characteristic carbene signal in the ¹³C{¹H} NMR spectrum at $\delta = 272.2$ ppm (THF-*d*₈). Analytically pure carbene **1a** was isolated from a tetrahydrofuran solution by addition of *n*-hexane, followed by azeotropic solvent evaporation, which led to the precipitation of a brick red solid that was recovered by filtration. After recrystallization by slow evaporation of a saturated benzene solution, single crystals were obtained. The structure of **1a** was confirmed by single crystal X-ray diffraction, in which we noted a distortion of the aromatic system as evidenced by the carbene bond angle of 114.2°.



Scheme 1. Synthesis, solid-state structure and QTAIM analysis of **1a**. Purple spheres denote attractors, brown lines denote bond paths, yellow spheres denote ring critical points, orange spheres denote bond critical points, and green spheres denote cage critical points.

Interestingly, the ¹H NMR spectrum of **1a** showed a distinctively downfield shifted signal at $\delta = 10.28$ ppm (d, $J = 8.0$ Hz, THF-*d*₈), which was assigned to the C₁₀-H proton at the γ -position relative to the carbene center. Indeed, the solid-state structure of **1a** revealed that the carbene and the C₁₀-H proton are 2.49 Å apart, shorter than the sum of their van der Waals radii,¹⁷ suggesting the possibility of a non-classical hydrogen bonding (NCHB) interaction. To investigate this further, we conducted a quantum theory of atoms in molecules (QTAIM)¹⁸ analysis, which revealed a bond critical point (BCP) between the carbene and the C₁₀-H proton. Using the electron density at the BCP, we calculated the binding energy magnitude to be 2.51 kcal/mol, suggesting a weak interaction.¹⁹ Furthermore, we noted that the C₁₀-H bond length in the optimized geometry of **1a** is significantly shorter than the average C_{Ar}-H bond length, (1.074 Å versus 1.084 Å). This shortening is characteristic of so-called “improper” hydrogen bonds, which in this case likely occurs due to the acute C₁₀-H...C₁ angle, preventing $n(\text{C}_1) \rightarrow \sigma^*(\text{H-C}_{10})$ hyperconjugation.²⁰ Altogether, these data demonstrate that both annellation and the inclusion of a bulky adamantyl substituent play a crucial role in carbene stabilization.

Next, we investigated the reactivity of **1a** towards several classical carbene-trapping agents.²¹ (Scheme 2). The reactions with phenylacetylene and pentafluorobenzene proceeded swiftly at room temperature, yielding the carbene C-H insertion products **2a** and **3a**. Within minutes, the reaction of **1a** with methyl acrylate led cleanly to the cyclopropanation product **4a** as a mixture of diastereomers in a 6:4 ratio. In contrast, the reaction of **1a** with tert-butyl isocyanide required 72 hours for full conversion into ketenimine **5a** as the sole product. Ketenimine formation was corroborated by a characteristic low-field ¹³C{¹H} NMR signal of the central ketenimine carbon atom at $\delta = 187.5$ ppm (C₆D₆). Notably, these results align with the reactivity observed for other highly ambiphilic carbenes.²²

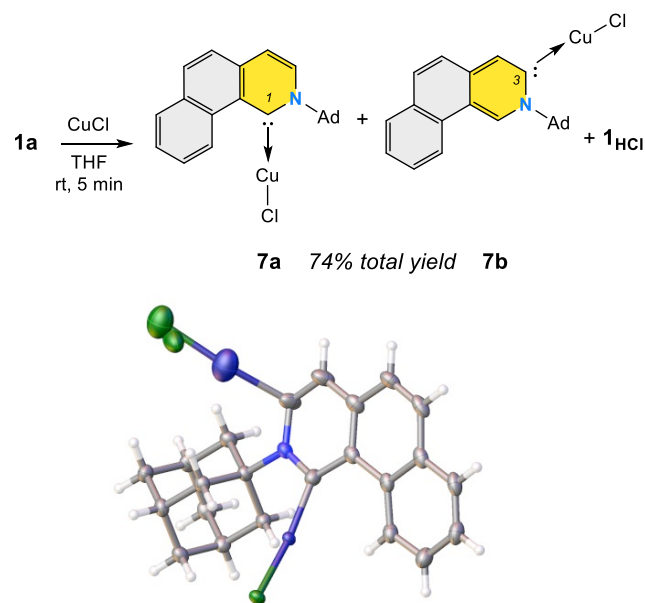


Scheme 2. Reactivity of **1a** at position **1** and solid-state structure of **6a**

The coordination chemistry of **1a** was also examined by reaction with the dimeric rhodium complex [Rh(COD)Cl]₂, which selectively formed the benzo[*h*]isoquinolin-1-ylidene rhodium complex **6a**.²³ Similar to **1a**, the ¹H NMR spectrum of its rhodium complex **6a** displayed a distinct signal for the C₁₀-H proton at $\delta = 12.85$ ppm (d, $J = 8.1$ Hz, C₆D₆), suggesting the presence of a preagostic C₁₀H---Rh interaction.²⁴ This was further confirmed by the solid-state structure of **6a** (Scheme 2), which revealed a short C₁₀-H---Rh distance of 2.595 Å. Notably, the coordination of **1a** to the rhodium center induces significant strain on the benzo[*h*]isoquinoline core, leading to a helically

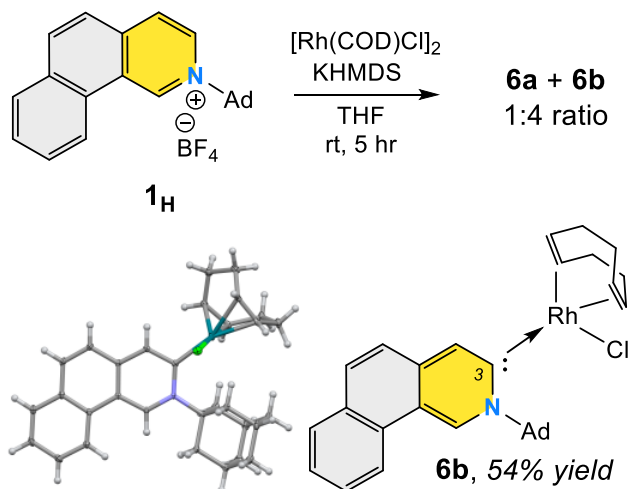
twisted conformation. The helical deformation of the aromatic skeleton in **6a** was measured as $\theta_{\text{ext}} = 18.97^\circ$ and $\theta_{\text{int}} = 11.01^\circ$, while the C₈-C_{8a} bond length in the inner helix ring is 1.453 Å, while the C₅-C₆ bond length at the periphery of the same ring is 1.342 Å. These values are comparable to those observed in other helicenes with a small number of aromatic rings²⁵ and suggest that metal coordination by annellated stable carbenes could serve as a new approach for synthesizing this class of compounds.

Surprisingly, the reaction **1a** with CuCl provided not only the expected complex **7a** but also minor side products (>5%) that showed highly shifted singlets in the ¹H NMR spectrum (Scheme 3). During our attempts to purify the crude reaction mixture we received a co-crystal that revealed formation of not only **7a** but also its regioisomer **7b**, the coordination product of benzo[*h*]isoquinolin-3-ylidene, along with traces of the iminium salt **1HCl** (see ESI for details)



Scheme 3. Formation of a regioisomeric pair **7a-b** and superposition of co-crystal of **7a-b** and **1HCl**

The formation of **7b** suggests that benzo[*h*]isoquinolin-1-ylidene **1a** can formally isomerize into benzo[*h*]isoquinolin-3-ylidene **1b**. Since this isomerization involves a proton transfer, we wondered if traces of HMDS, a side product formed during the generation of **1a** from iminium salt **1H**, or **1H** itself, could serve as a proton shuttle. Therefore, we investigated the reactivity of **1a** with the dimeric rhodium complex [Rh(COD)Cl]₂ in the presence of HMDS (Scheme 4). To our delight, a significant change in regioselectivity was observed compared to the reaction with pure **1a**. In the presence of HMDS, the major product of this reaction was **6b** (in a 4:1 ratio with **6a**), which was isolated from the reaction mixture and the structure of which was confirmed by X-ray diffraction studies. Notably, in sharp contrast to **6a**, the solid-state structure of **6b** revealed a flat benzo[*h*]isoquinoline ring, with the rhodium atom lying in the plane of the aromatic core. The lack of distortion clearly evidences the dramatic difference in steric hindrance between the two carbenes.



Scheme 4. Synthesis and solid-state structure of **6b**

To support our hypothesis that the isomerization of **1a** to **1b** occurs via an intermolecular proton transfer mechanism, we performed thermochemical calculations for a possible mechanism involving HMDS.²⁶ The free energy profiles for the formation of carbenes **1a** and **1b** calculated at the $\omega\text{B97X-V}/\text{def2-mTZVPP}/\text{SMD}(\text{THF})//\text{r}^2\text{SCAN-3c}/\text{CPCM}(\text{THF})$ level of theory are summarized in Figure 2. In accordance with the synthetic results, we found that the isolated carbene **1a** is the thermodynamic product of **1_H** deprotonation. However, deprotonation can also occur at position 3 of the benzo[*h*]isoquinoline ring, leading to the formation of **1b**, which is only 4.7 kcal/mol less stable than its regioisomer **1a**. Notably, deprotonation at position 1 proceeds via a highly distorted transition state (**TS1**), in which the C₁–H bond is rotated 35.9° out of the benzo[*h*]isoquinoline plane. This is reminiscent of the strained geometries observed in the crystal structures of **6a**. Accordingly, **TS1** is 3.1 kcal/mol higher in energy than **TS2**, which leads to carbene **1b**. Nevertheless, the highest barrier during the **1b** → **1a** regioisomerization via an HMDS-mediated proton transfer (**1b** → **TS1**) is sufficiently low (16.3 kcal/mol) to allow equilibration between **1a** and **1b**.

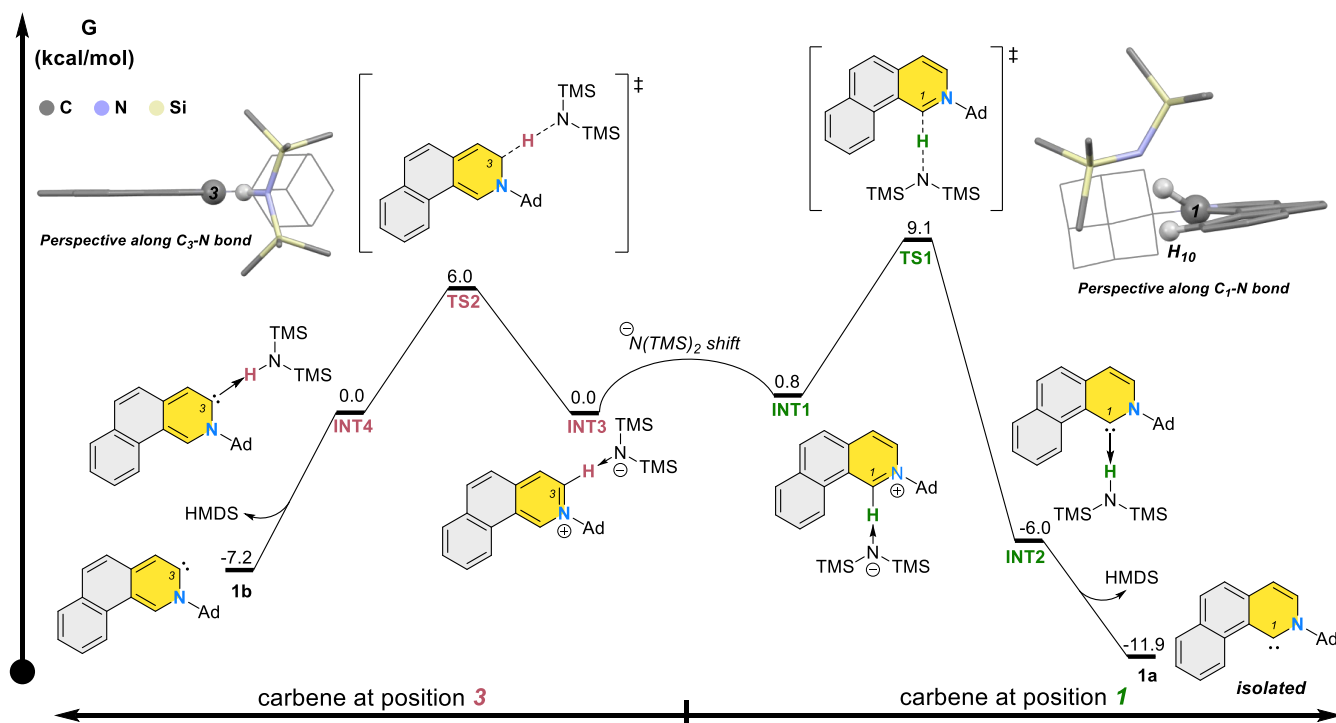


Figure 2. Calculated free energy profiles ($\omega\text{B97X-V}/\text{def2-mTZVPP}/\text{SMD}(\text{THF})//\text{r}^2\text{SCAN-3c}/\text{CPCM}(\text{THF})$ level of theory) for the formation of carbene **1a** and **1b** in the presence of HMDS as a proton shuttle. In the 3D visualizations of the calculated transition state geometries, select hydrogens are omitted and the adamantyl cages are rendered in wireframe for clarity.

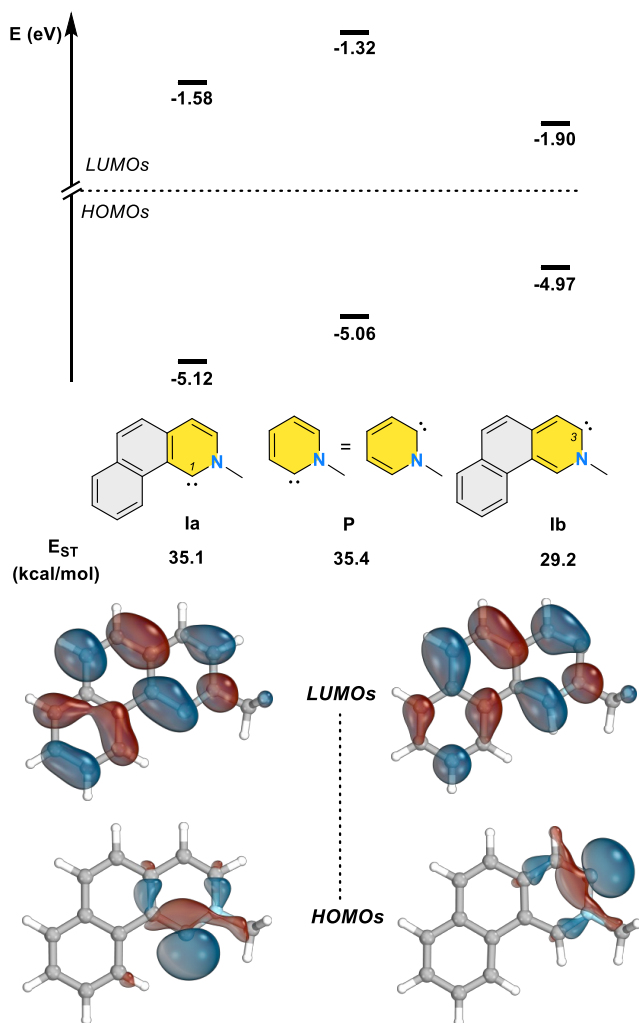


Figure 3. HOMO and LUMO eigenvalues (eV) for carbenes **Ia**, **Ib** and **P** and their singlet-triple gaps in parentheses (kcal/mol), as well as the frontier molecular orbital isosurfaces (HOMO, LUMO) of **Ia** and **Ib** calculated at the B3LYP/def2-TZVP level of theory.

We also used density functional theory to compare the electronic structure of benzo[*h*]isoquinolin-1-ylidene **Ia**, its regioisomer benzo[*h*]isoquinolin-3-ylidene **Ib**, and non-annulated pyridinylidene **P** (Figure 3). Gas-phase calculations at the B3LYP/def2-TZVP level of theory provided the HOMO and LUMO energies of all three carbenes, as well as their adiabatic singlet-triplet gaps. We found that carbenes **Ia** and **Ib** are more electrophilic than the parent **P**, and **Ia** is in fact among the most electrophilic isolable carbenes to-date.²⁷ This is likely due to the delocalization of the LUMO across the entire benzo[*h*]isoquinoline π -system, which is observed for both **Ia** and **Ib** [and also in the closely related cyclic(aryl)(amino)carbenes²⁸]. Interestingly, **Ia** is less nucleophilic than the parent **P**, while **Ib** is more nucleophilic. However, all three should be considered strong donor ligands, as they have higher HOMO energy levels than five-membered ring CAACs.²⁹ The difference between **Ia** and **Ib** can be rationalized by comparing the α -carbon substituents. Carbon, being more electronegative than hydrogen, should be relatively electron withdrawing, slightly stabilizing the HOMO of **Ia** versus **Ib**. Altogether, our calculations show that both

carbenes **Ia** and **Ib** are among the most ambiphilic carbenes yet investigated, reflected in their relatively low singlet-triplet gaps.³⁰

In summary, almost nine decades after Hammick proposed their existence as fleeting intermediates, we report the isolation of a stable crystalline pyridinylidene derivative. Its isolation was enabled by annelating the pyridine core and appending a bulky adamantyl group to the nitrogen, both of which provide steric stabilization. We believe that the unique features of this benzo[*h*]isoquinoline-based carbene, such as its ability to isomerize between positions 1 and 3, form an intramolecular NCHB, and generate helicene-like structures upon coordination, can unlock new synthetic applications.

ASSOCIATED CONTENT

Supporting Information

The Supporting Information is available free of charge on the ACS Publications website.

General methods and materials, experimental procedures and characterization data, computational details and NMR spectra (PDF), crystallographic data for **1a** (CCDC 2432544), **6a** (CCDC 2432545), **7a-7b** cocrystal (CCDC 2432546) and **6b** (CCDC 2440123)

Data Availability

All computational data underlying this study are openly available for download, free of charge, from the UC San Diego Library Digital Collections at DOI: 10.6075/J0CJ8DVK.

AUTHOR INFORMATION

Corresponding Authors

Guy Bertrand – UCSD-CNRS Joint Research Laboratory (IRL 3555), Department of Chemistry and Biochemistry, University of California, San Diego, La Jolla, CA 92093, United States; Email: gbertrand@ucsd.edu. <https://orcid.org/0000-0003-2623-2363>

Marc Mauduit – Univ Rennes, École Nationale Supérieure de Chimie de Rennes, CNRS, ISCR UMR 6226, F-35000 Rennes, France; Email: marc.mauduit@ensc-rennes.fr. <https://orcid.org/0000-0002-7080-9708>

Rodolphe Jazzar – UCSD-CNRS Joint Research Laboratory (IRL 3555), Department of Chemistry and Biochemistry, University of California, San Diego, La Jolla, CA 92093, United States; Email: rodolphe.jazzar@cnrs.fr. <https://orcid.org/0000-0002-4156-7826>

Authors

Jan Lorkowski – UCSD-CNRS Joint Research Laboratory (IRL 3555), Department of Chemistry and Biochemistry, University of California, San Diego, La Jolla, CA 92093, United States. <https://orcid.org/0000-0003-3436-1296>

Levan Gojiashvili – UCSD-CNRS Joint Research Laboratory (IRL 3555), Department of Chemistry and Biochemistry, University of California, San Diego, La Jolla, CA 92093, United States. <https://orcid.org/0009-0009-7504-0027>

Patrick Yorkgitis – UCSD-CNRS Joint Research Laboratory (IRL 3555), Department of Chemistry and Biochemistry, University of California, San Diego, La Jolla, CA 92093, United States. <https://orcid.org/0000-0002-5285-0184>

Delphine Pichon – Univ Rennes, École Nationale Supérieure de Chimie de Rennes, CNRS, ISCR UMR 6226, F-35000 Rennes, France. <https://orcid.org/0000-0002-2307-6388>

Jakub Talcik – Univ Rennes, École Nationale Supérieure de Chimie de Rennes, CNRS, ISCR UMR 6226, F-35000 Rennes, France. <https://orcid.org/0000-0002-5232-7035>

Milan Gembicky – UCSD Crystallography Facility, University of California, San Diego, La Jolla, CA 92093, United States. <https://orcid.org/0000-0002-3898-1612>

Thierry Roisnel – Univ Rennes, École Nationale Supérieure de Chimie de Rennes, CNRS, ISCR UMR 6226, F-35000 Rennes, France. <https://orcid.org/0000-0002-6088-4472>

Olivier Baslé – Laboratoire de chimie de coordination du CNRS, 205 route de Narbonne, BP 44099, 31077, Toulouse cedex 4, France. <https://orcid.org/0000-0002-4551-473X>

Author Contributions

¹ Bourissou, D.; Guerret, O.; Gabbaï, F. P.; Bertrand, G. Stable Carbenes. *Chem. Rev.* **2000**, *100*, 39–92. <https://doi.org/10.1021/cr940472u>.

² a) Bellotti, P.; Koy, M.; Hopkinson, M. N.; Glorius, F. Recent Advances in the Chemistry and Applications of N-Heterocyclic Carbenes. *Nat. Rev. Chem.* **2021**, *5*, 711–725. <https://doi.org/10.1038/s41570-021-00321-1>; b) Smith, C. A.; Narouz, M. R.; Lummis, P. A.; Singh, I.; Nazemi, A.; Li, C.-H.; Crudden, C. M. N-Heterocyclic Carbenes in Materials Chemistry *Chem. Rev.* **2019**, *119*, 4986–5056. <https://doi.org/10.1021/acs.chemrev.8b00514>; c) Wang, Y.; Chang, J.-P.; Xu, R.; Bai, S.; Wang, D.; Yang, G.-P.; Sun, L.-Y.; Li, P.; Han, Y.-F. N-Heterocyclic carbenes and their precursors in functionalised porous materials *Chem. Soc. Rev.* **2021**, *50*, 13559–13586. <https://doi.org/10.1039/D1CS00296A>.

³ a) Vivancos, A.; Segarra, C.; Albrecht, M. Mesoionic and Related Less Heteroatom-Stabilized N-Heterocyclic Carbene Complexes: Synthesis, Catalysis, and Other Applications. *Chem. Rev.* **2018**, *118*, 9493–9586. <https://doi.org/10.1021/acs.chemrev.8b00148>; b) Melaimi, M.; Soleilhavoup, M.; Bertrand, G. Stable Cyclic Carbenes and Related Species beyond Diaminocarbenes. *Angew. Chem. Int. Ed.* **2010**, *49*, 8810–8849. <https://doi.org/10.1002/anie.201000165>.

⁴ a) Guisado-Barrios, G.; Soleilhavoup, M.; Bertrand, G. 1 H-1,2,3-Triazol-5-Ylidenes: Readily Available Mesoionic Carbenes. *Acc. Chem. Res.* **2018**, *51*, 3236–3244. <https://doi.org/10.1021/acs.accounts.8b00480>; b) Enders, D.; Breuer, K.; Teles, J. H.; Ebel, K. 1,3,4-Triphenyl-4,5-dihydro-1H-1,2,4-triazol-5-ylidene - applications of a stable carbene in synthesis and catalysis. *J. Für Prakt. Chemie/Chemiker-Ztg.* **1997**, *339*, 397–399. <https://doi.org/10.1002/prac.19973390170>.

⁵ a) Schuster, O.; Yang, L.; Raubenheimer, H. G.; Albrecht, M. Beyond Conventional N-Heterocyclic Carbenes: Abnormal, Remote, and Other Classes of NHC Ligands with Reduced Heteroatom Stabilization. *Chem. Rev.* **2009**, *109*, 3445–3478. <https://doi.org/10.1021/cr8005087>; b) Hata, K.; Ito, H.; Segawa, Y.; Itami, K. Pyridylidene Ligand Facilitates Gold-Catalyzed Oxidative C–H Arylation of Heterocycles. *Beilstein J. Org. Chem.* **2015**, *11*, 2737–2746. <https://doi.org/10.3762/bjoc.11.295>; c) Huang, Y.; Brown, M. K. Synthesis of Bisheteroarylalkanes by Heteroarylboration: Development and Application of a Pyridylidene–Copper Complex. *Angew. Chem. Int. Ed.* **2019**, *58*, 6048–6052. <https://doi.org/10.1002/anie.201902238>; d) Bouëtard, D.; Zhang, Z.; Vives, T.; Cordier, M.; Cavallo, L.; Jarrige, L.; Falivene, L.; Mauduit, M. Chiral N-Hydroxyalkyl Pyrid-2-Ylidenes: A New Class of Ligands for Copper-Catalyzed Asymmetric Allylic Alkylation. *ACS Catal.* **2024**, *14*, 16785–16794. <https://doi.org/10.1021/acscatal.4c05243>.

[‡]These authors contributed equally.

Funding Sources

This work was supported by the NSF (CHE-2246948) (GB), the “Prematuration Program” of CNRS (MM), the Agence Nationale de la Recherche (ANR) under award #ANR-19-CE07-0017-ChiCAAC (MM, RJ), #ANR-20-CE07-0030-cResolu (MM, RJ) and #ANR-16-CE07-0019 - Hel-NHC (MM, RJ).

ACKNOWLEDGMENT

This research was supported in part by the W. M. Keck Foundation through computing resources at the W. M. Keck Laboratory for Integrated Biology.

REFERENCES

⁶ Dyson, P.; Ll. Hammick, D. 362. Experiments on the Mechanism of Decarboxylation. Part I. Decomposition of Quinaldinic and Isoquinaldinic Acids in the Presence of Compounds Containing Carbonyl Groups. *J. Chem. Soc. Resumed* **1937**, 1724. <https://doi.org/10.1039/jr9370001724>.

⁷ Breslow, R. On the Mechanism of Thiamine Action. IV.1 Evidence from Studies on Model Systems. *J. Am. Chem. Soc.* **1958**, *80*, 3719–3726. <https://doi.org/10.1021/ja01547a064>.

⁸ Gleiter, R.; Hoffmann, R. Stabilizing a Singlet Methylene. *J. Am. Chem. Soc.* **1968**, *90*, 5457–5460. <https://doi.org/10.1021/ja01022a023>.

⁹ Lavorato, D.; Terlouw, J. K.; Dargel, T. K.; Koch, W.; McGibbon, G. A.; Schwarz, H. Observation of the Hammick Intermediate: Reduction of the Pyridine-2-Ylidene Ion in the Gas Phase. *J. Am. Chem. Soc.* **1996**, *118*, 11898–11904. <https://doi.org/10.1021/ja9619541>.

¹⁰ Hata, K.; Segawa, Y.; Itami, K. 1,3,5-Triaryl 2-Pyridylidene: Base-Promoted Generation and Complexation. *Chem. Commun.* **2012**, 48, 6642. <https://doi.org/10.1039/c2cc33184e>.

¹¹ Cattoën, X.; Bourissou, D.; Bertrand, G. Toward Phenanthridin-2-Ylidene: Electrophilicity versus Acidity in Planar-Constrained C-Aryl Iminium Salts. *Tetrahedron Lett.* **2006**, *47*, 531–534. <https://doi.org/10.1016/j.tetlet.2005.11.052>.

¹² Gómez-Bujedo, S.; Alcarazo, M.; Pichon, C.; Álvarez, E.; Fernández, R.; Lassaletta, J. M. Isoquinolin-1-Ylidenes as Electronically Tuneable Ligands. *Chem. Commun.* **2007**, 1180–1182. <https://doi.org/10.1039/B617037D>.

¹³ Hollóczki, O.; Nyulászi, L. Stabilizing the Hammick Intermediate. *J. Org. Chem.* **2008**, *73*, 4794–4799. <https://doi.org/10.1021/jo8000035>.

¹⁴ a) Full, J.; Panchal, S. P.; Götz, J.; Krause, A.; Nowak-Król, A. Modular Synthesis of Organoboron Helically Chiral Compounds: Cut-outs from Extended Helices. *Angew. Chem. Int. Ed.* **2021**, *60*, 4350–4357. <https://doi.org/10.1002/anie.202014138>. b) Mamane, V.; Louërât, F.; Iehl, J.; Abboud, M.; Fort, Y. A general and efficient method for the synthesis of benzo-(iso)quinoline derivatives. *Tetrahedron* **2008**, *64*, 10699–10705. <https://doi.org/10.1016/j.tet.2008.09.015>.

¹⁵ Zincke Reaction: (Zincke Synthesis of Pyridinium Salt). In *Comprehensive Organic Name Reactions and Reagents*; Wiley, **2010**; pp 3172–3177. <https://doi.org/10.1002/9780470638859.conrr699>.

¹⁶ Note that a variety of bases were tested, but only KHMDS cleanly led to the carbene.

¹⁷ Mantina, M.; Chamberlin, A. C.; Valero, R.; Cramer, C. J.; Truhlar, D. G. Consistent van Der Waals Radii for the Whole Main

Group. *J. Phys. Chem. A* **2009**, *113*, 5806–5812. <https://doi.org/10.1021/jp8111556>.

¹⁸ a) Bader, R. F. W. A Quantum Theory of Molecular Structure and Its Applications. *Chem. Rev.* **1991**, *91* (5), 893–928. <https://doi.org/10.1021/cr00005a013>. b) Lu, T.; Chen, F.; Multiwfn: A Multifunctional Wavefunction Analyzer, *J. Comput. Chem.* **2012**, *33*, 580–592. <https://doi.org/10.1002/jcc.22885>. c) Lu, T. A comprehensive electron wavefunction analysis toolbox for chemists, Multiwfn, *J. Chem. Phys.*, **2024**, *161*, 082503. <https://doi.org/10.1063/5.0216272>.

¹⁹ Emamian, S.; Lu, T.; Kruse, H.; Emamian, H. Exploring Nature and Predicting Strength of Hydrogen Bonds: A Correlation Analysis Between Atoms-in-Molecules Descriptors, Binding Energies, and Energy Components of Symmetry-Adapted Perturbation Theory. *J. Comput. Chem.* **2019**, *40*, 2868–2881. <https://doi.org/10.1002/jcc.26068>.

²⁰ Alabugin, I. V.; Manoharan, M.; Peabody, S.; Weinhold, F. Electronic Basis of Improper Hydrogen Bonding: A Subtle Balance of Hyperconjugation and Rehybridization. *J. Am. Chem. Soc.* **2003**, *125*, 5973–5987. <https://doi.org/10.1021/ja034656e>.

²¹ Lorkowski, J.; Yorkgitis, P.; Serrato, M. R.; Gembicky, M.; Pietraszuk, C.; Bertrand, G.; Jazzar, R. Genuine Carbene versus Carbene-like Reactivity. *Angew. Chem. Int. Ed.* **2024**, e202401020. <https://doi.org/10.1002/anie.202401020>.

²² Martin, D.; Canac, Y.; Lavallo, V.; Bertrand, G. Comparative Reactivity of Different Types of Stable Cyclic and Acyclic Mono- and Diamino Carbenes with Simple Organic Substrates. *J. Am. Chem. Soc.* **2014**, *136*, 5023–5030. <https://doi.org/10.1021/ja412981x>.

²³ a) In order to estimate the Tolman electronic parameter (TEP), we attempted to prepare the corresponding (carbene)Rh(CO)₂Cl complexes, but intractable mixtures were obtained. Similarly, we were not able to prepare the corresponding phosphinidene adducts, and the chemical shift of the selenium adducts are very sensitive to steric hindrance and can be misleading. b) Back, O.; Henry-Ellinger, M.; Martin, C. D.; Martin, D.; Bertrand, G. ³¹P NMR Chemical Shifts of Carbene–Phosphinidene Adducts as an Indicator of the π -Accepting Properties of Carbenes. *Angew. Chem. Int. Ed.* **2013**, *52*, 2939–2943. <https://doi.org/10.1002/anie.201209109>. c) Verlinden, K.; Buhl, H.; Frank, W.; Ganter, C. Determining the Ligand Properties of N-Heterocyclic Carbenes from ⁷⁷Se NMR Parameters. *Eur. J. Inorg. Chem.* **2015**, 2416–2425. <https://doi.org/10.1002/ejic.201500174>. d) Junor, G. P.; Lorkowski, J.; Weinstein, C. M.; Jazzar, R.; Pietraszuk, C.; Bertrand, G. The Influence of C(sp³)H–Selenium Interactions on the ⁷⁷Se NMR Quantification of the π -Accepting Properties of Carbenes. *Angew. Chem. Int. Ed.* **2020**, *59*, 22028–22033. <https://doi.org/10.1002/anie.202010744>.

²⁴ Brookhart, M.; Green, M. L. H.; Parkin, G. Agostic Interactions in Transition Metal Compounds. *Proc. Natl. Acad. Sci.* **2007**, *104*, 6908–6914. <https://doi.org/10.1073/pnas.0610747104>.

²⁵ *Helicenes: Synthesis, Properties, and Applications*; Crassous, J., Stará, I. G., Starý, I., Eds.; Wiley-VCH: Weinheim, Germany, **2022**. <https://doi.org/10.1002/9783527829415>.

²⁶ a) Neese, F. Software update: the ORCA program system, version 5.0. *WIREs Comput. Molec. Sci.*, **2022**, *12*, e1606. <https://doi.org/10.1002/wcms.1606>; b) Grimme, S.; Hansen, A.; Ehlert, S.; Mewes, J. r2SCAN-3c: A 'Swiss army knife' composite electronic-structure method. *J. Chem. Phys.*, **2021**, *154*, 064103. <https://doi.org/10.1063/5.0040021>; c) Bannwarth, C.; Ehlert, S.; Grimme, S. GFN2-xTB—An Accurate and Broadly Parametrized Self-Consistent Tight-Binding Quantum Chemical Method with Multipole Electrostatics and Density-Dependent Dispersion Contributions. *J. Chem. Theory Comput.*, **2019**, *15*, 1652–1671. <https://doi.org/10.1021/acs.jctc.8b01176>; d) Lorkowski, J.; Gojiashvili, L.; Yorkgitis, P.; Pichon, D.; Talcik, J.; Gembicky, M.; Roisnel, T.; Baslé, O.; Jazzar, R.; Mauduit, M.; Bertrand, G. Data from: An Annulated Crystalline Pyridin-1-ylidene and its Isomerization into a Pyridin-3-ylidene. *UC San Diego Library Digital Collections*, UC San Diego, **2025**. <https://doi.org/10.6075/J0CJ8DVK>.

²⁷ Moerdyk, J. P.; Schilter, D.; Bielawski, C. W. *N,N'*-Diamidocarbenes: Isolable Divalent Carbons with Bona Fide Carbene Reactivity. *Acc. Chem. Res.* **2016**, *49*, 1458–1468. <https://doi.org/10.1021/acs.accounts.6b00080>.

²⁸ Rao, B.; Tang, H.; Zeng, X.; Liu, L. L.; Melaimi, M.; Bertrand, G. Cyclic (Amino)(aryl)carbenes (CAArCs) as Strong σ -Donating and π -Accepting Ligands for Transition Metals. *Angew. Chem. Int. Ed.* **2015**, *54*, 14915–14919. <https://doi.org/10.1002/anie.201507844>.

²⁹ a) Lavallo, V.; Canac, Y.; Präsang, C.; Donnadiou, B.; Bertrand, G. Stable Cyclic (Alkyl)(Amino)Carbenes as Rigid or Flexible, Bulky, Electron-Rich Ligands for Transition-Metal Catalysts: A Quaternary Carbon Atom Makes the Difference. *Angew. Chem., Int. Ed.* **2005**, *44*, 5705–5709. <https://doi.org/10.1002/anie.200501841>; b) Melaimi, M.; Jazzar, R.; Soleilhavoup, M.; Bertrand, G. Cyclic (Alkyl)(Amino)Carbenes (CAACs): Recent Developments. *Angew. Chem. Int. Ed.* **2017**, *56*, 10046–10068. <https://doi.org/10.1002/anie.201702148>; c) Kundu, S.; Sinhababu, S.; Chandrasekhar, V.; Roesky, H. W. Stable cyclic (alkyl)(amino)carbene (cAAC) radicals with main group substituents. *Chem. Sci.* **2019**, *10*, 4727–4741. <https://doi.org/10.1039/C9SC01351B>; d) Kumar Kushvaha, S.; Mishra, A.; Roesky, H. W.; Chandra Mondal, K. Recent Advances in the Domain of Cyclic (Alkyl)(Amino) Carbenes. *Chem. – Asian J.* **2022**, *17*, e202101301. <https://doi.org/10.1002/asia.202101301>.

³⁰ a) Kim, H.; Lee, E. Ambiphilic singlet carbenes: Electron donors and acceptors. *B. Kor. Chem. Soc.* **2022**, *43*, 1328–1341. <https://doi.org/10.1002/bkcs.12620>; b) Nakano, R.; Jazzar, R.; Bertrand, G. A crystalline monosubstituted carbene. *Nat. Chem.* **2018**, *10*, 1196–1200. <https://doi.org/10.1038/s41557-018-0153-1>.

