



HAL
open science

alchemy of color

Jean-Marc Chomaz, Olga Flór, Samuel Bianchini

► **To cite this version:**

| Jean-Marc Chomaz, Olga Flór, Samuel Bianchini. alchemy of color. .able, 2023. ⟨hal-04969742⟩

HAL Id: hal-04969742

<https://hal.science/hal-04969742v1>

Submitted on 27 Feb 2025


HAL is a multi-disciplinary open access archive for the deposit and dissemination of scientific research documents, whether they are published or not. The documents may come from teaching and research institutions in France or abroad, or from public or private research centers.

L'archive ouverte pluridisciplinaire **HAL**, est destinée au dépôt et à la diffusion de documents scientifiques de niveau recherche, publiés ou non, émanant des établissements d'enseignement et de recherche français ou étrangers, des laboratoires publics ou privés.



Distributed under a Creative Commons CC BY-NC-ND 4.0 - Attribution - Non-commercial use - No Derivative Works - International License

able



o c

www.able-journal.org

e-ISSN: 2802-7590

ISSN: 2993-7825

.able is a project initiated by the “Chaire arts & sciences” (2017-2023) of École Polytechnique, École des Arts Décoratifs – Université Paris Sciences & Lettres (PSL) and the Fondation Daniel et Nina Carasso, in partnership with more than 30 international institutions, all represented within the *.able* board. It is developed by the Reflective Interaction Research Group of EnsadLab (research laboratory of École des Arts Décoratifs), with primary support since 2024 from the Fondation Daniel et Nina Carasso, in France and in Spain.



.able is published by Actar Publishers.

• able

**an image-based journal
at the intersection of art,
design, and sciences
responding to the complexities
of today's society**

**different ways
to discover *.able***

explore interactive *.able* articles

www.able-journal.org

design and print your own *.able* issue with the print.able tool

www.able-journal.org/print

follow us on social media: @ablejournal

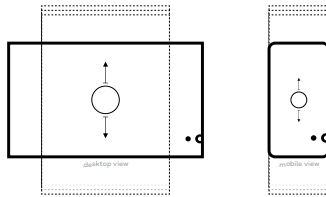
• instagram • facebook • twitter • linkedin • vimeo • youtube

this is a print.able issue

printed from www.able-journal.org/print

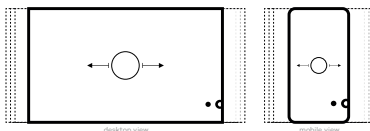
You are currently viewing a bespoke and printed-on-demand issue from the .able journal online platform. In this print.able edition, you will find print variations of interactive image-based web articles. You can visit the online articles at any time and free of charge on .able, as well as design and print your own issue.

.able visual essays take the form of one of the five original formats that have been developed for the journal. Each format offers a different user experience.



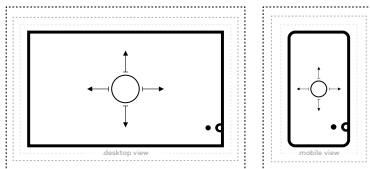
scroll.able

Content moves up and down as the user scrolls.



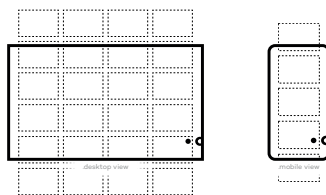
pan.able

Content moves from left to right as the user scrolls.



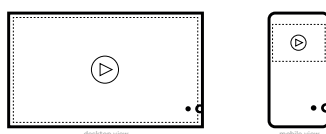
zoom.able

Content appears as the user zooms in or out.



story.able

Content appears as a storyboard with optional captions.



video.able

Multi-format video content.

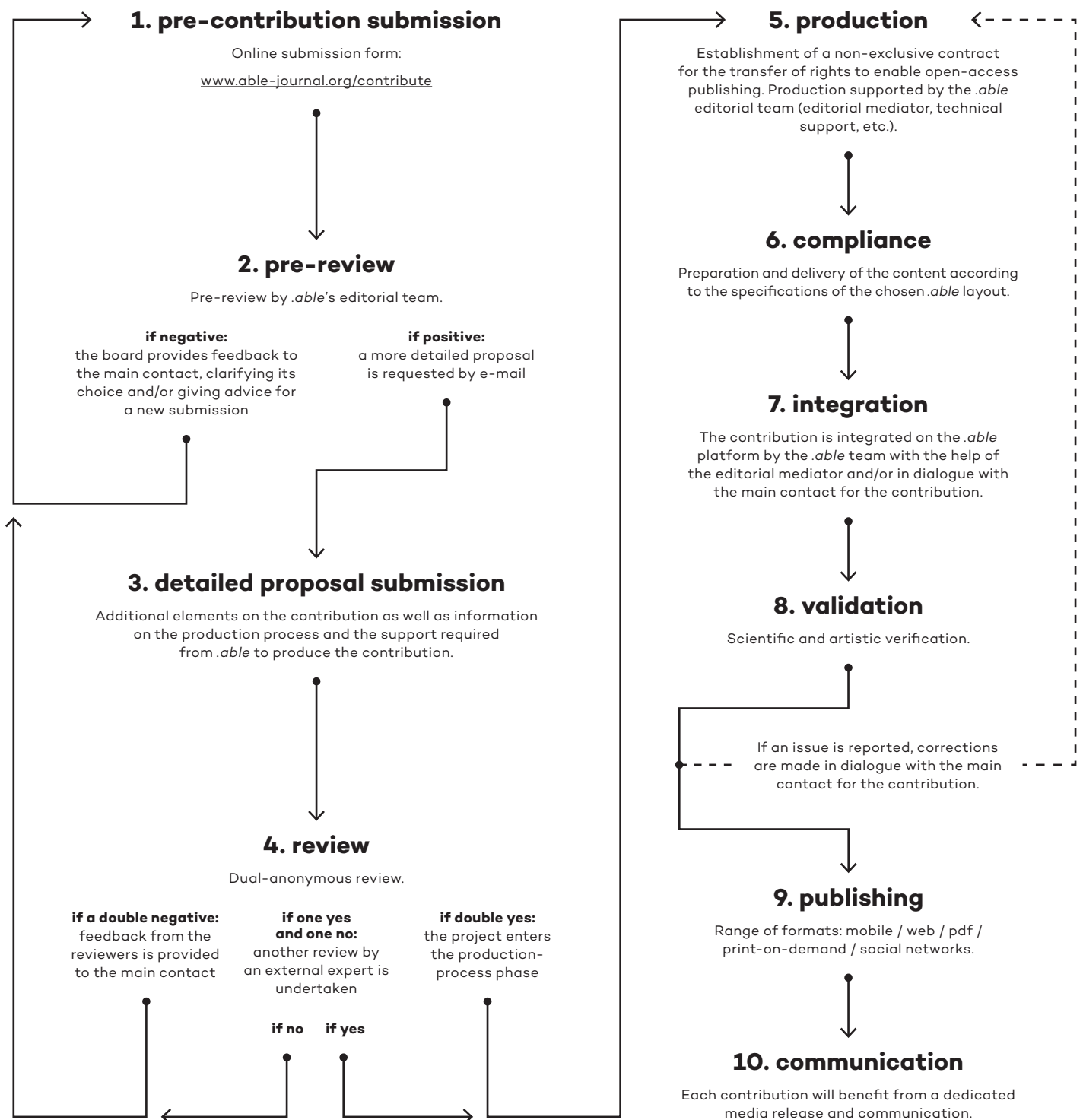
publishing process

.able offers a new publishing space for interdisciplinary research to both the academic community and the wider public. With its radical approach to publishing, the journal reinterprets the traditional publishing process.

A distributed platform designed to publish image-based academic articles resulting from practice-based research at the intersection of art, design, and science that deals with contemporary issues (environmental, socio-economic, and anthropotechnical issues to name a few).

A peer-reviewed journal, .able produces academic articles in the form of visual essays that can reach a wide audience.

To submit a contribution, visit:
www.able-journal.org/contribute



editor-in-chief

Samuel Bianchini
EnsadLab – la Chaire arts & sciences
École des Arts Décoratifs (FR)

board

María Andueza Olmedo
"Investigación, Arte, Universidad"
Research Group
Facultad de Bellas Artes, Universidad
Complutense de Madrid (ES)

Ulysse Baratin
La Scène de recherche
École normale supérieure Paris-Saclay (FR)

Maurice Benayoun
School of Creative Media
City University of Hong Kong (HK)

Uršula Berlot Pompe
ALUO, Academy of Fine Arts and Design
University of Ljubljana (SI)

Marie-Pier Boucher
University of Toronto Mississauga (CA-ON)

Manuel Cirauqui
EINA Idea
EINA University School of Design and Art of
Barcelona (ES-CT)

Ricardo Devesa
Actar Publishers (ES-CT)

Jean Dubois
École des arts visuels et médiatiques
Hexagram Network
Université du Québec à Montréal (CA-QC)

Delfina Fantini van Ditmar
Royal College of Art (UK)

Charles Frimpong
Kwame Nkrumah University of Science
and Technology (GH)

Klaus Fruchtnis
Fondation Daniel et Nina Carasso (FR)

Beatrice de Gelder
Fundamental Research (BE)
Maastricht University (NL)

María Antonia González Valerio
Arte+Ciencia, School of Philosophy and Letters
National Autonomous University of Mexico (MX)

Lucile Haute
Université de Nîmes (FR)
EnsadLab – École des Arts Décoratifs (FR)

Maria Hellström Reimer
Malmö University, School of Arts and
Communication (SE)

Julie Hérault
Le Bal (FR)

Karen Holmberg
Gallatin School of Individualized Study
New York University (US-NY)

Alice Jarry
Milieux Institute Speculative Life Biolab
Hexagram Network
Concordia University (CA-QC)

Philippe Lacour
Universidade de Brasília (BR)

Harlan Levey
Fundamental Research (BE)

Peter Lunenfeld
UCLA Design Media Arts
University of California, Los Angeles (US-CA)

Luisa Maria Lopes Ribas
Communication Design Department
Faculty of Fine Arts of the University of
Lisbon (PT)

Claudia Mareis
Cluster of Excellence "Matters of Activity"
Humboldt-Universität zu Berlin (DE)

Vvytautas Michelkevicius
Vilnius Academy of Arts (LT)

Angela Mengoni
luav University of Venice (IT)

Manuela Naveau
Department of Interface Cultures
University of Art and Design Linz (AT)

Pierre-Manau Ngoula
Les Ateliers Sahm (CG)

Nicolas Nova
Haute École d'Art et de Design – Genève (CH)

Étienne Ollion
CNRS – École polytechnique (FR)

Anna Olszewska
Faculty of Humanities
AGH University of Krakow (PL)

Kei Osawa
Intermediatheque (the University Museum)
University of Tokyo (JP)

Roger Paez
Elisava Research
Elisava Barcelona School of Design and
Engineering (ES-CT)

Hercules Papaioannou
MOMus – Thessaloniki Museum of
Photography (GR)

Homero Pellicer
Facultad de Arquitectura, Diseño y Urbanismo
Universidad de Buenos Aires (AR)

Emanuele Quinz
Université Paris 8 – Vincennes-Saint Denis (FR)
EnsadLab – École des Arts Décoratifs (FR)

Mette Ramsgaard Thomsen
The Royal Danish Academy – Architecture,
Design, Conservation (DK)

Léa Saint Raymond
Observatoire des humanités numériques
École normale supérieure – Université PSL (FR)

Patricia Ribault
weißensee academy of art, Berlin (DE)
Cluster of Excellence "Matters of Activity"
Humboldt-Universität zu Berlin (DE)

Barbara Turquier
La Fémis, École nationale supérieure des
métiers de l'image et du son – Université
PSL (FR)

Jinsang Yoo
Kaywon School of Art and Design (KR)

Clélia Zernik
Chaire Beauté(s) PSL – L'Oréal
Beaux-Arts de Paris (FR)

Ionat Zurr
SymbioticA
University of Western Australia (AU)

editorial and communications coordinator
Gwenaëlle Lallemand

**editorial coordination and support
for the Spanish-language development**
Maria Ptqk

**trilingual editorial and communications
assistant**
Laura González Ríos

multi-platform publishing advisor

Lucile Haute
Université de Nîmes (FR)
EnsadLab – École des Arts Décoratifs (FR)

experimental publishing advisor

Roger Malina

web platform development

Pauline Augé
Web project manager

Alexandre Dechosal
Interaction designer and web developer

Bertrand Sandrez
Graphic designer

Maxime Foisseau
Web developer

Pierre Mourier
Web developer

translation

Tayssir Azouz (en > es; en > fr),
David Ferré (fr > es),
Monique Gross (fr > en),
Marie Karas-Delcourt (en > fr),
Mijo Miquel (fr > es; en > es),
and Marie Van Effenterre (en > fr)

copy editing

Nolwenn Chauvin (fr), Bronwyn Mahoney (en),
and Anna Tetas Palau (es)

journal conception

Samuel Bianchini, Julie Blanc, Alexandre
Dechosal, Lucile Haute, Quentin Juhel,
and Gwenaëlle Lallemand.
With the support of: Ewen Chardronnet,
Francesca Cozzolino, Pierre-Olivier Dittmar,
Karine Duperret, Manuelle Freire, Frédéric
Joulian, Sophie Krier, Anthony Masure,
Robin de Mourat, Oussama Mubarak, Vincent
Piccolo, Annick Rivoire, Jian-Xing Too,
and Nolwenn Trehondart.

acknowledgments

Carlos Almela, Olaf Avenati, David
Bihanic, Jean-Louis Boissier, Edith Buser,
Jean-Marc Chomaz, Marion Desmares,
Klaus Fruchtnis, Paul Girard, Camille
Herody, Nadeije Laneyrie-Dagen, Emmanuel
Mahé, Anastassia Makridou-Bretonneau,
Marie-Stéphane Maradeix, Emanuele Quinz,
Julie Sauret, Emmanuel Tibloux, Sylvie Tissot,
and Frédéric Worms.

with the help of

Anna Acevedo, Elisa Adamon, Coraline Arena,
Marius Fouquet, Léa Gastaldi, Laura González
Ríos, Marie Macquet, Micol Mancini, Blanche
Maret, Joséphine Mas, Hao Ni, Hissane
Temmar, and Daniel Uribe.

.able is published by Actar Publishers
(New York, Barcelona, www.actar.com).


Actar was founded in 1993 in Barcelona with
the objective of publishing titles that are
representative demonstration of the most
influential practice and theory of established
and emerging architects, designers and thinkers
of contemporary culture.

table of contents

alchemy of color

Jean-Marc Chomaz & Olga Flór

6



alchemy of color

enlightening nanoworlds

Jean-Marc Chomaz & Olga Flór – March 23, 2023

•nanoscience •nanoparticles •lithography •sculpture •color •alchemy •light •fluids •landscape •oscillation •behavioral matter

Alchemy of Color: Enlightening Nanoworlds is a research/creation project designed to challenge the certitudes of our perception, by presenting gold and silver objects *sculpted* at a nanoscale, invisible to all optical processes. The result is two complementary installations: *A Thousand Shades of Green, an Attempt – nanolithographies*, a nanoengraving on a glass disk, and *Alchimie de la lumière – nanosculptures*.





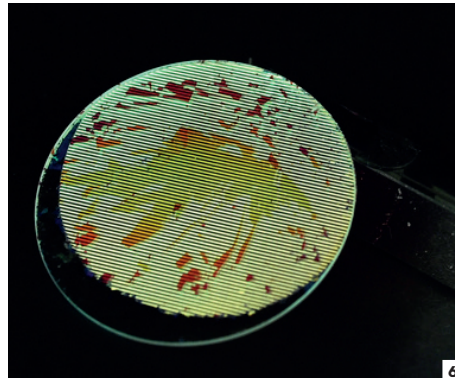

Coloring is an artistic gesture, a sensitive use of light associated with human visual perception. But coloring is also a physicochemical process associated with the interaction between photons and the molecular matter of pigments and inks. The colors of nanoparticles are a consequence of another light and matter interaction. Smaller than the photons that strike them, the metal nanosculptures are electrified and deflect the rainbow's path. Here, color is no longer a molecular property of light absorption by pigments or dyes but a resonance that makes form tangible. This photonic resonance of light with nanoscale textures belongs to the family of structural coloration. It differs from the latter through interferences that occurs when the object is larger, a fraction of a micron in size, about half the photon's wavelength. Classical pigments absorb light, as do plants: they appear green since the chlorophyll absorbs the blue and the red of the visible spectrum.

One of alchemy's ancient goals was to transmute matter, lead into gold, copper into silver. In the present project, the nanoscale sculptures that interfere with light are made of gold and silver and the alchemy refers here to the transmutation of the photons into plasmon. In an inversion of roles, invisible gold and silver objects are performing, in front of the spectator, the alchemical transformation of light, producing new colors, as if light and colors were matter.

A Thousand Shades of Green, an Attempt, is a nano engraving test using electronic lithography employing millions of gold cylinders, whose diameters increase from 50 to 100 nanometers, on a 2-square-centimeter glass disk. During the process, some parts of the metal layer deposited through the lithographic mask—too large for current technologies (limited to 1 square millimeter)—are torn away when the mask is peeled off. The damaged areas then reveal a world of iridescence, in green, orange, and blue.



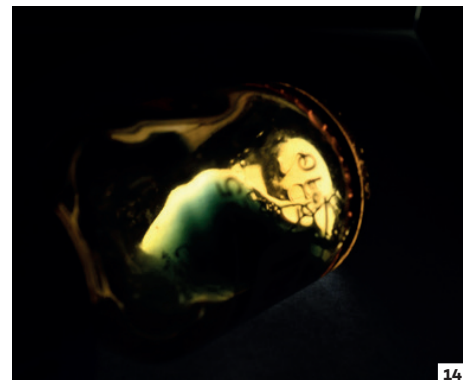
The two installations, *Alchimie de la lumière – nanosculptures*, resemble cabinets of curiosity cabinet; they were created for the exhibition *OU\|ERT* in Bourges (2019) and *Bourges contemporain* in 2021. The glass forms, isolated or creating a landscape, change color according to the transformations of the light scene. The blown forms contain metallic nanoparticles, produced by chemical assembly, which emit a thousand new shades of green, depending on the angle that we look at it from. The aqueous nanoparticle solution thus appears green when seen in direct light and orange or blue in transparency.





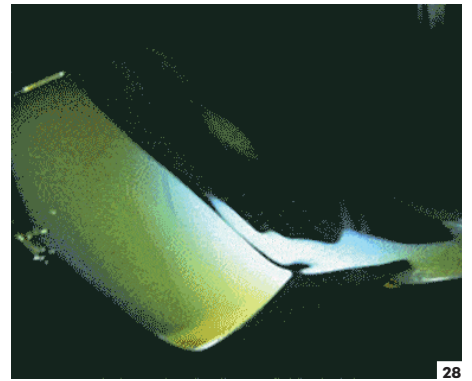

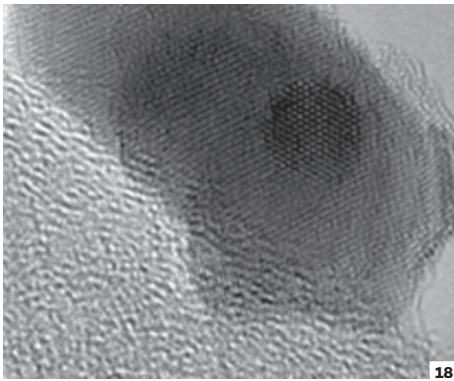
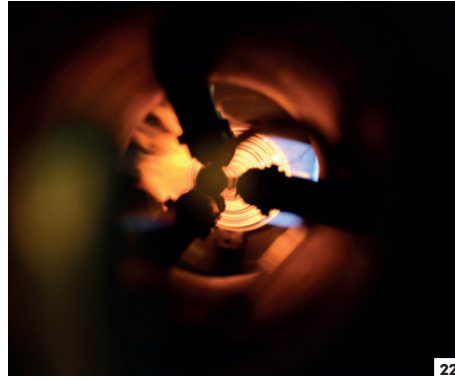



Thus, the two installations constitute a modern form of vanities. In classical painting, earthly goods, money, scientific instruments, or symbols of knowledge were represented scattered or broken on the ground, alluding to their all being in vain with respect to a higher, inaccessible reality, a transcendence. Here, the nano engraving on the disk is broken and the perfect silver and gold nano spheres are invisible and only reveal their presence in the transformation of light into the multiple shades produced, the sensible dimension taking over the sensitive control.




Pour 100 mL de solution:
→ 2,35 g de CTAB on chauffe
41 mg de TOAS.
18 mL de K_2CO_3 $2,5 \cdot 10^{-2}$
on chauffe pdt 1h.
après ces 1 heure de chauff
ajoute 1,65 ml de cyclohex
2,15 ml d'acétone.
15' à agiter sans chauff

9









31




36




32



33



34



35

image captions

1. Reproducing all the shades of green in a peacock feather. English scientist Robert Hooke, who in 1665 was astonished that the wet feathers turn gray, qualified the colors as “fanstastical.”
2. “In the center, a glossy black heart shape is surrounded by a changing green color that from certain aspects appears to be a beautiful purple or a bright blue.” Translated from the entry for “Peacock,” Daubenton, Venel, and Jaucourt, in *L'Encyclopédie*, 1765.
3. These iridescent colors arise from the dispersion of light through the texture of a feather on a scale of 1:10 of micron (100 nanometers). We tried to recreate the pattern by engraving a layer of gold on a glass coin.
4. The project is seemingly unfeasible: the world's leading machine is able to engrave 100 million gold nanocylinders on a surface of 1 mm²; we would like 2-cm². Despite this, a laboratory in Turin took up the challenge, making two attempts at engraving with an electron beam.
5. A thin pellicle of silicone is deposited on the glass and then engraved by the electron beam; the vaporized gold is nested in the engraving. By removing the pellicle, which must be done by hand, a part of the etching is removed.
6. Asking for the impossible has forced technology to give up, causing iridescent color tears to appear.
7. Until now, the largest nanolithographs measured one millimeter at most. Through its failure, the attempt to rupture the separation of scales by engraving a macroscopic object has managed to produce an iridescent nanoworld that, via our fingers, interacts with light.
8. But birds do not engrave the nanotextures of their feathers, the patient process of evolution has taught them to let chemical kinetics happen, and thus the resulting instabilities that dynamically create these nanoforms.
9. Chemical and physical systems out of equilibrium generate an infinity of complex shapes, galaxies, landscapes, DNA, etc. In order to recreate these in a laboratory, alchemical recipes need to be invented.

10. Researchers in the physical chemistry laboratory write their alchemical recipes in a notebook, in order to create nanosculptures from gold. According to their shape, a red, blue, or green plasma submerges their surface once illuminated.

11. The mixing and reduction of gold salts and chemical reagent allows the chemical kinetics to create different shapes.

12. A transmutation is provoked by radiolysis, an exposure to intense ionizing gamma radiation from the laboratory's source, which is protected in a bunker under meters of soil and concrete, on which a luxuriant nature grows.

13. Access to the bunker is restricted to authorized personnel wearing a dosimeter to monitor their radiation levels. As recorded in the notebook, the vial that contains the gold salts is placed at a precise distance from the source to receive the radiation.

14. The radiation slowly reduces the salts and pure gold condenses into nanosticks whose size increases along with exposure time and determines the color. For the green, the duration of the irradiation is eight hours.

15. These nanosculptures are smaller than visible light (wavelength of 0.4 to 0.7 micron); their shape can only be revealed by an electron microscope. A small bead of the nanoparticle solution is dropped on a tiny grid, then introduced into the unit.

16. The first image made by the researchers of the CEMES in Toulouse shows the nano-artwork, a tangle of identical gold rods, all 50 nanometers long.

17. The electron beam is absorbed by the nanoparticles. The shadow projected is distorted due to the intense electromagnetic fields (like in old cathode-ray tube TVs) and appears on the operator's screen.

18. By focusing the image, even the shadows of the atomic structure are perceptible: grains of 0.1 nm in gold rods of 50 nanometers.

19. How can we showcase sculptures that are smaller than the size of the light? These gold nano-objects only reveal their shape through the color changes that fascinated Hooke.

20. Bird feathers and butterfly wings are the natural repositories for those nanotextures, which give them their particular color and iridescence.

21. The emphasis in these alchemical nanosculptures made by the researchers for this project, is the color and its flow. The container must be visually dematerialized, letting only the color show.

22. Instead of stabilizing and integrating nanoparticles in a glass composition—as the Roman craftsmen did in creating the Lycurgus Cup, a technique that has been lost—here the transparency of glass is used to observe a constant fusion with light.

23. A first prototype is made by Jean-Michel Wierniezky, glassblower at the École Polytechnique, deforming a carbon plate bristling with 35 steel spikes with a disk of molten glass.

24. An array of 35 2-centimeter-deep cavities are thus created, each of which are able to receive a different nanosculpture solution.

25. This disc will be placed on a large glass cylinder created specifically for this installation.

26. The cylinder is filled with glycerol, which has the same optical index as glass. The interfaces of the cavities are thus rendered invisible, meaning only the light combining with the nanoparticles in the solution are perceptible.

27. We chose nanosculptures that mainly refract green. The color changes according to the size of the cavity and the light: from yellow to blue, red to purple. Surprisingly, these tints also evolve over time, as if these nano objects were alive.

28. A second more voluminous prototype was made to experiment and showcase the slow evolution of the nanoparticle solutions.

29. Within the perspective of creating a mobile, multiple glass forms are made and filled with solutions containing different stacks of gold and silver nanotriangles, producing dichroic tints of green and orange.

30. The gold-silver nanoparticles are created in a physical chemistry laboratory by a fast, surprisingly oscillating, reduction reaction. The color of these solutions depends on the size of the stack of triangles it contains—for green nanosculptures they measure 50 nanometers.

31. The sedimentation of the nanoparticles occurs when the liquid is at rest. The structure that forms reflects the balance between gravity and Brownian motion. Variations of this concentration result in a flurry of vibrant color schemes.


32. When the nanoparticles homogeneously spread, the dominating color is orange.

33. The glass object containing the nanoparticles behaves like a crystal. The plasmons scatter according to the angle of light, which results in a change of color; the coherent plasmas formed by light are on the surface of the nanosculptures.

34. The slightest disruption of the object's quiet state breaks the delicate balance.

35. Sedimentation of the color after two weeks' immobility.


36. The gold-silver triangle nano-sticks in motion are like a mineral universe in the making. Their "fantastical" interaction with light performs the alchemy of color.



This contribution was published on www.able-journal.org in a story.able format:

www.able-journal.org/en/alchemy-of-color

Images are displayed inline in a grid. Optional text can be added beneath each image.



credits

authors:

Olga Flór, artist designer

Jean-Marc Chomaz, physicist artist, Hydrodynamics Laboratory, CNRS-École Polytechnique, Palaiseau, France

in collaboration with: Giancarlo Rizza, physicist and researcher at the French Alternative Energies and Atomic Energy Commission (CEA); Vincenzo Giannini, researcher at the Institute for the Structure of Matter, Madrid, Spain; and the researchers at the Department of Applied Science and Technology, Politecnico di Torino, Italy. Sébastien Joulie and Caroline Bonafos, Centre for Materials Elaboration and Structural Studies, Toulouse, France; Jean-Michel Wierniezky, glassblower, École Polytechnique, Palaiseau, France; Hynd Remita, Mireille Benoit, and Anaïs Lehoux, researchers in physical chemistry at the Physical Chemistry Laboratory, CNRS-University Paris-Sud, Orsay, France

editorial mediation: Julie Sauret

graphic designer: Olga Flór

about the authors

Jean-Marc Chomaz (PhD) is an artist-physicist, professor at the École Polytechnique, research director at the CNRS, co-founder of the LABOFACTORY collective, and co-director of the Arts & Sciences Chair. Involved in art and science projects, his works present a human and receptive dimension of physics, which allows for transgressions, metaphors, misinterpretations, and allusions.

<https://chaire-arts-sciences.org/>

<https://ladhyx.polytechnique.fr/fr/>

<http://off-ladhyx.polytechnique.fr/people/jmarc/>

Olga Flór is an artist-designer who lives and works in Eindhoven. A graduate of the Design Academy Eindhoven in 2020, she is interested in the close relationship that people have with things, space, and time. She composes and builds with color, light, and sound, as well as various materials expressing her singular perception of elements at different scales.

<https://olganisation.com/>

rights and references

illustration rights and references

Jean-Marc Chomaz and Olga Flór. 2020. *Alchemy of Color—Enlightening Nanoworlds*. Copyright 2021 by the authors. Reproduced with permission. Photo: Olga Flór.

bibliography and references

Chen, Yifang. 2015. "Nanofabrication by electron beam lithography and its applications: A review." *Microelectronic Engineering* 135: 57-72

Colomban, Philippe. 2015. "Nanoparticules et couleur, une tradition millénaire." *Photoniques*, 37–41.

Encyclopédie ou Dictionnaire raisonné des sciences, des arts et des métiers. 1765. Edited by Denis Diderot and Jean d'Alembert. Volume 12. Paris (first edition): "Perroquet rouge et vert," 398; "Perroquet vert commun," 399; "Petit perroquet vert," 399; de Jaucourt, Louis. "Perroquet vert varié," 399; de Jaucourt, Louis. "Perroquet tapissé," 400; de Jaucourt, Louis. "Plumes des oiseaux," 800.

Gangnaik, Anushka, Yordan Georgiev, and Justin Holmes. 2017. "New Generation Electron Beam Resists: A Review." *Chemistry of Materials* 29, no. 5: 1898–1917.

Hooke, Robert. 1665. *Micrographia: or, Some physiological descriptions of minute bodies made by magnifying glasses*. London: J. Martyn and J. Allestry.

Kolle, Mathias. 2014. Photonic Structures Inspired by Nature (Doctoral thesis). <https://doi.org/10.17863/CAM.16723>

Kinoshita, Shôichi. 2008. *Structural Colors in the Realm of Nature*. Singapore: World Scientific Publishing Co.

Mouchet, Sebastien, and Olivier Deparis. 2021. *Natural Photonics and Bioinspiration*. Boston, MA: Artech House.

Pluchery, Olivier, Hynd Remita, and Delphine Schaming. 2013. "Demonstrative experiments about gold nanoparticles and nanofilms: an introduction to nanoscience." *Gold Bulletin* 46, 319–327.

Ruste, Jacky. 2013. "Microscopie électronique à balayage - Principe et équipement." *Techniques de l'ingénieur* (March 10): <https://doi.org/10.51257/a-v3-p865>.

Schaming, Delphine, Olivier Pluchery, and Hynd Remita. 2014. "La ruée vers le nano-or." *Pour la Science*, no. 444: 32–38.

Schaming, Delphine and Hynd Remita. 2015. "Nanotechnology: from the ancient time to nowadays." *Foundations of Chemistry* 17: 187–205

Sun Cheng, Erich Müller, Matthias Meffert, and Dagmar Gerthsen. 2018. "On the Progress of Scanning Transmission Electron Microscopy (STEM) Imaging in a Scanning Electron Microscope." *Microscopy and Microanalysis* 24, no. 2: 99–106.

Venel, Gabriel François and Louis de Jaucourt. 1765. "Paon - Paon du Tibet." In *Encyclopédie ou Dictionnaire raisonné des sciences, des arts et des métiers*. Edited by Denis Diderot and Jean d'Alembert. Volume 11, 830–833. Paris (first edition).

Bergström, Ingvar. 2014. "Les trois catégories de vanités en peinture." *vanitesamsterdam*. <https://vanitesamsterdam.wordpress.com/2014/04/08/les-trois-categories-de-vanites-en-peinture/>

to cite this article

Chomaz, Jean-Marc and Olga Flór. 2023. "Alchemy of Color: Enlightening Nanoworlds."

able journal: <https://able-journal.org/en/alchemy-of-color>

MLA EN Chomaz, Jean-Marc, and Olga Flór. "Alchemy of Color: Enlightening Nanoworlds." *able journal*, 2023. <https://able-journal.org/en/alchemy-of-color>

ISO 690 EN CHOMAZ, Jean-Marc, and FLÓR, Olga. Alchemy of Color: Enlightening Nanoworlds. *able journal* [online]. 2023. Available from: <https://able-journal.org/en/alchemy-of-color>

APA EN Chomaz, J.-M., & Flór, O. (2023). Alchemy of Color: Enlightening Nanoworlds. *able journal*. <https://able-journal.org/en/alchemy-of-color>

to submit a contribution, visit:
www.able-journal.org/contribute

.able journal partners

.able is a project initiated by the Chaire arts & sciences (2017 - 2023) of the École Polytechnique, École des Arts Décoratifs and the Fondation Daniel et Nina Carasso. It has been developed by the Reflective Interaction Research Group of EnsadLab (the research laboratory of École des Arts Décoratifs), with primary support since 2024 from the Fondation Daniel et Nina Carasso, in France and in Spain. Published by Actar Publishers, .able has been developed in partnership with the École Polytechnique (FR), École normale supérieure – PSL (FR), La Fémis – PSL (FR), Université du Québec à Montréal (UQÀM) and Concordia University within the framework of Hexagram Network (CA), the Humboldt-Universität zu Berlin within the framework of the Cluster of Excellence Matters of Activity (DE), the School of Creative Media – City University of Hong Kong (HK), École normale supérieure Paris-Saclay – La Scène de recherche (FR), HEAD – Genève, Haute École d'art et de design (CH), the University of Toronto Mississauga (CA), IUAV University of Venice (IT), the Royal College of Art (UK), the University of Western Australia (AU), the Intermediatheque (the University Museum, the University of Tokyo) (JP), National Autonomous University of Mexico – Research and creation Group Arte+Ciencia (MX), Facultad de Arquitectura, Diseño y Urbanismo – Universidad de Buenos Aires (AR), the Royal Danish Academy – Architecture, Design, Conservation (DK), the University of California, Los Angeles, within the framework of UCLA Design Media Arts (US-CA), Facultad de Bellas Artes, Universidad Complutense de Madrid within the framework of the Investigación, Arte, Universidad Research Group (ES), EINA University School of Design and Art of Barcelona within the framework of EINA Idea (ES-CT), Kwame Nkrumah University of Science and Technology (GH), the University of Art and Design Linz, within the framework of Interface Cultures (AT), Kaywon School of Art and Design (KR), the Faculty of Fine Arts of the University of Lisbon (PT), weißensee academy of art, Berlin (DE), New York University (US-NY), Beaux-Arts de Paris – PSL (FR), Fundamental Research (BE) & Maastricht University (NL), School of Arts and Communication, Malmö University (SE), the Universidade de Brasília (BR), the Université de Nîmes (FR), the Faculty of Humanities of the AGH University of Krakow (PL), Elisava Barcelona School of Design and Engineering (UVic-UCC) (ES-CT), Vilnius Academy of Arts (LT), and ALUO, Academy of Fine Arts and Design of the University of Ljubljana (SI).

with primary support from:



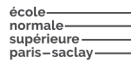
published by:



supported by:




academic partners:



artistic and cultural partners:





15:40

5G 76

.able

an image-based journal
at the intersection of art, design,
and sciences responding
to the complexities of today's society

en • es • fr

menu

credits

able-journal.org

follow us on social media: @ablejournal



• [instagram](#) • [facebook](#) • [twitter](#) • [linkedin](#) • [vimeo](#) • [youtube](#)

**an image-based journal at the intersection
of art, design, and sciences responding
to the complexities of today's society**

www.able-journal.org



• able



able