



HAL
open science

Optimization of lipid hydroperoxides determination using TPP/TPPO assay coupled with FTIR-ATR spectroscopy

Juliette Wind, Erwann Durand, Mignon Prince Exaucé Taty, Rémi Pradelles, Pierre Villeneuve

► **To cite this version:**

Juliette Wind, Erwann Durand, Mignon Prince Exaucé Taty, Rémi Pradelles, Pierre Villeneuve. Optimization of lipid hydroperoxides determination using TPP/TPPO assay coupled with FTIR-ATR spectroscopy. 19th Euro Fed Lipid, Sep 2023, Poznan (Poland), Poland. <hal-04954886>

HAL Id: hal-04954886

<https://hal.science/hal-04954886v1>

Submitted on 18 Feb 2025

HAL is a multi-disciplinary open access archive for the deposit and dissemination of scientific research documents, whether they are published or not. The documents may come from teaching and research institutions in France or abroad, or from public or private research centers.

L'archive ouverte pluridisciplinaire **HAL**, est destinée au dépôt et à la diffusion de documents scientifiques de niveau recherche, publiés ou non, émanant des établissements d'enseignement et de recherche français ou étrangers, des laboratoires publics ou privés.



HAL Authorization

OPTIMIZATION OF LIPID HYDROPEROXIDES DETERMINATION USING TPP/TPPO ASSAY COUPLED WITH FTIR-ATR SPECTROSCOPY

Juliette Wind^{1,2,3,*}, Erwann Durand^{1,2}, Mignon Prince Exaucé TATY⁴, Rémi Pradelles³, Pierre Villeneuve^{1,2}

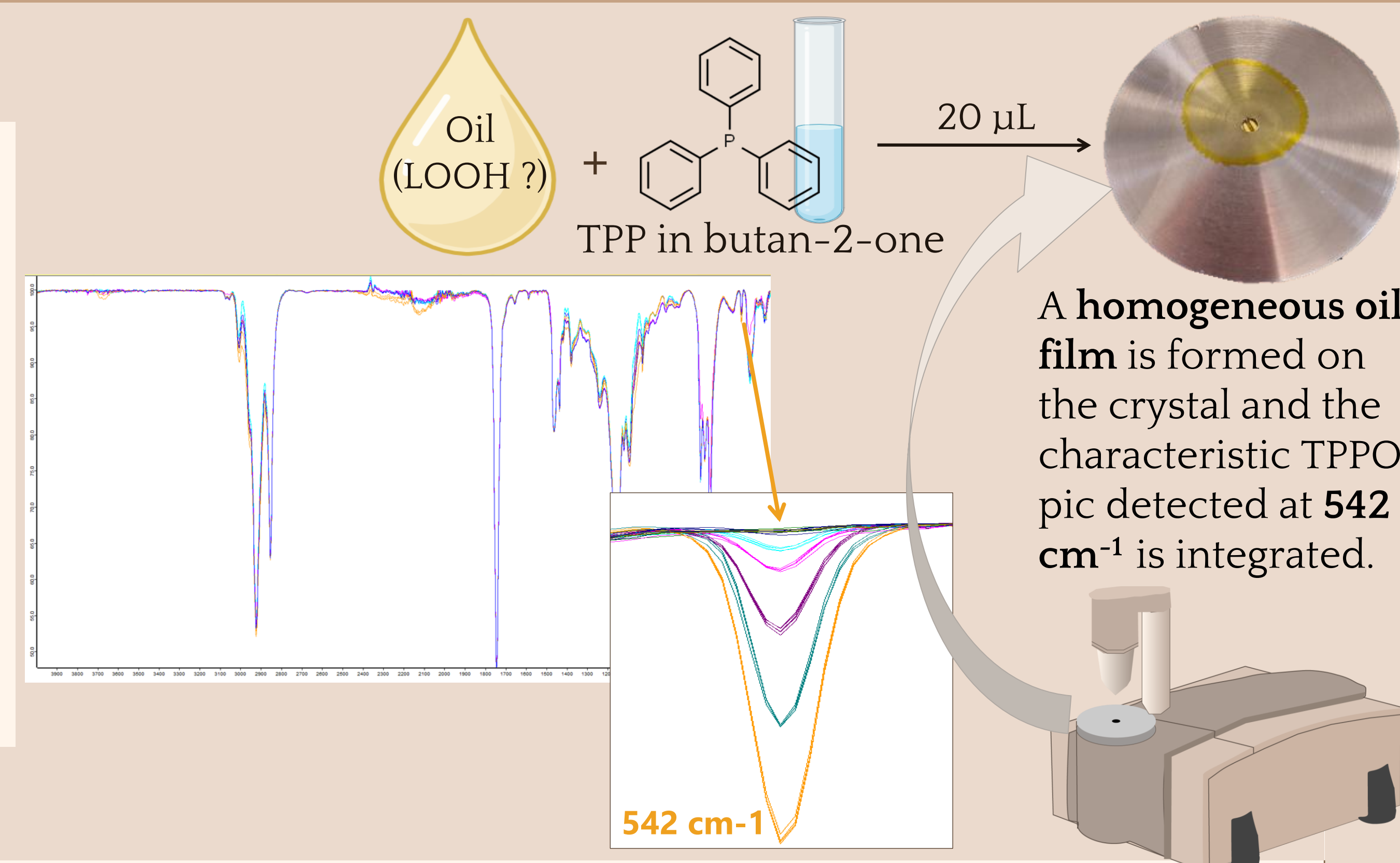
¹CIRAD, UMR QUALISUD, 34398 Montpellier, France, ²QUALISUD, Univ Montpellier, Avignon Université, CIRAD, Institut Agro, Université de La Réunion, Montpellier, France, ³Microphyt Baillargues, France, ⁴Faculté des sciences et techniques de l'université Marien Ngouabi, Congo-Brazzaville

*juliette.wind@cirad.fr

Introduction

Hydroperoxides (LOOH) quantification in oils and fats is a well-used method to determine their degree of oxidation. Iodometric and colorimetric quantification methods are already widely used, but present limitations in particular for highly colored extracts¹. As a result, alternative method by measuring the oxidation level using FTIR-ATR based on the stoichiometric conversion of triphenylphosphine (TPP) into triphenylphosphine oxide (TPPO) by hydroperoxides is explored².

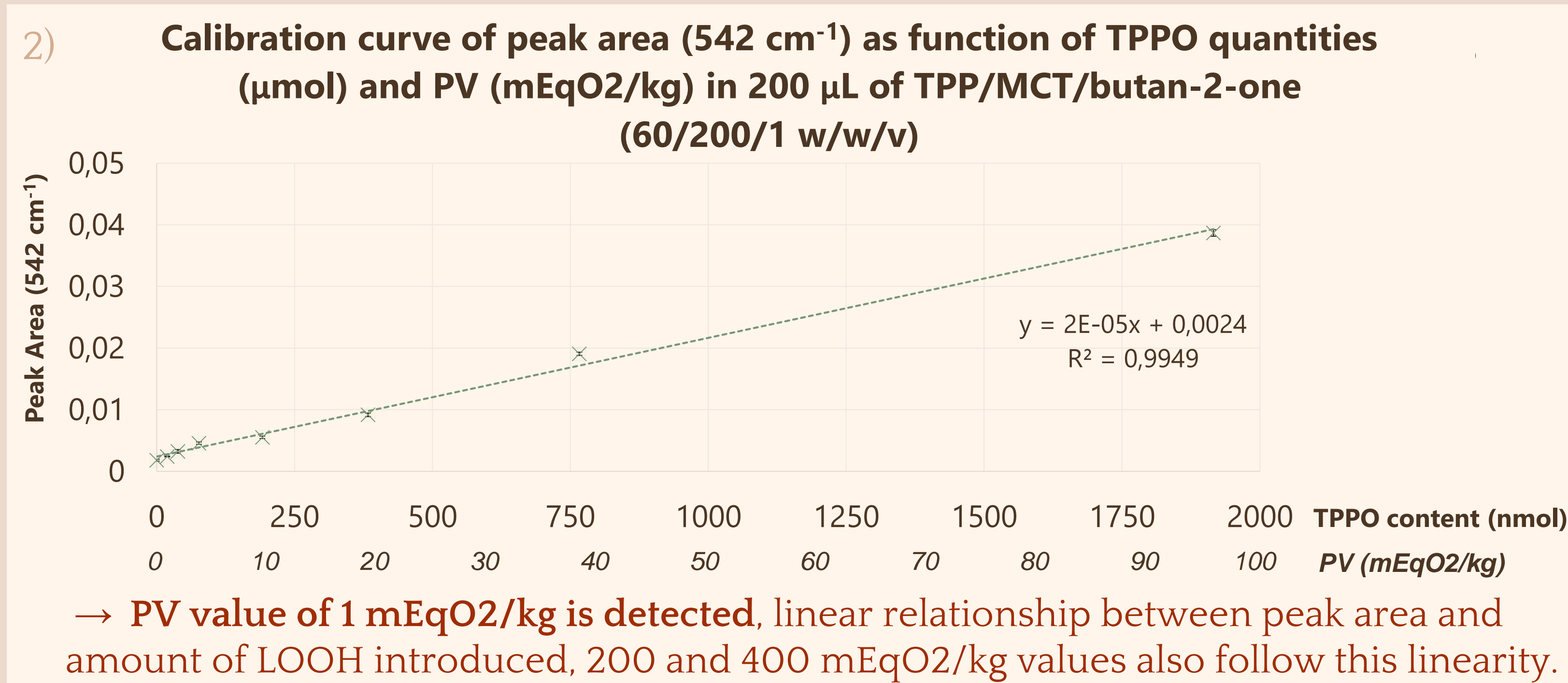
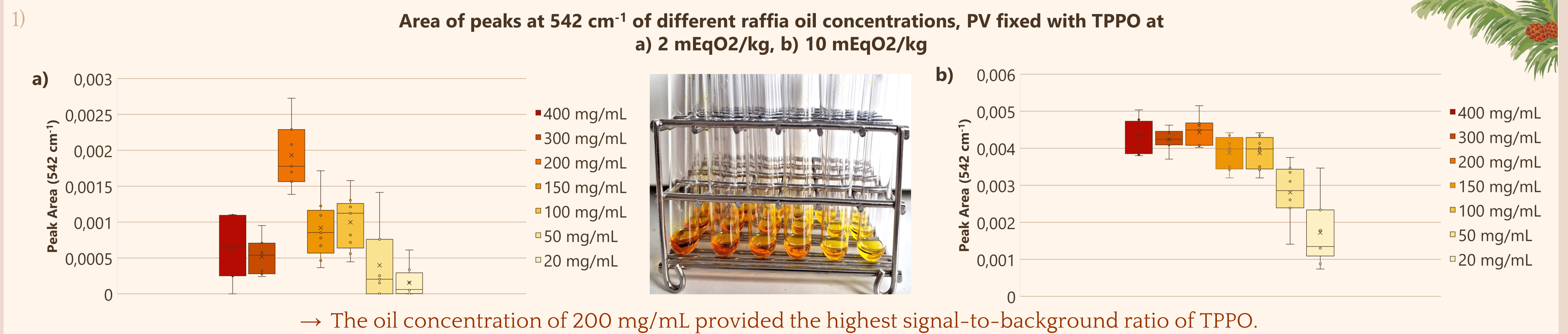
Objective: evaluate applicability of the method on various oils, optimize repeatability and sensitivity limits and study selectivity of dosed hydroperoxides.



Experimental strategy

1) Optimizing signal-to-background ratio	Film formation tests at different oil concentrations in butan-2-one. For each concentration, PV values set at 2 mEqO ₂ /kg and 10 mEqO ₂ /kg of oil with TPPO.
2-3) Sensitivity limit and influence of oil composition	Calibration curves made with different concentrations of TPPO in a mixture butan-2-one/TPP and MCT oil and TPPO in different oils (pigmented, with different degrees of unsaturation and polyphenol content).
4) Tuning of TPP concentration and time of reaction	Measurement of hydroperoxides on oxidized oil using TPP solutions at different concentrations and time.
5) Validation of the stoichiometry of reaction	Comparison of peaks at 542 cm ⁻¹ from samples of different concentration of TPPO, cumene hydroperoxide, tert-butyl hydroperoxide and hydrogen peroxide in MCT.

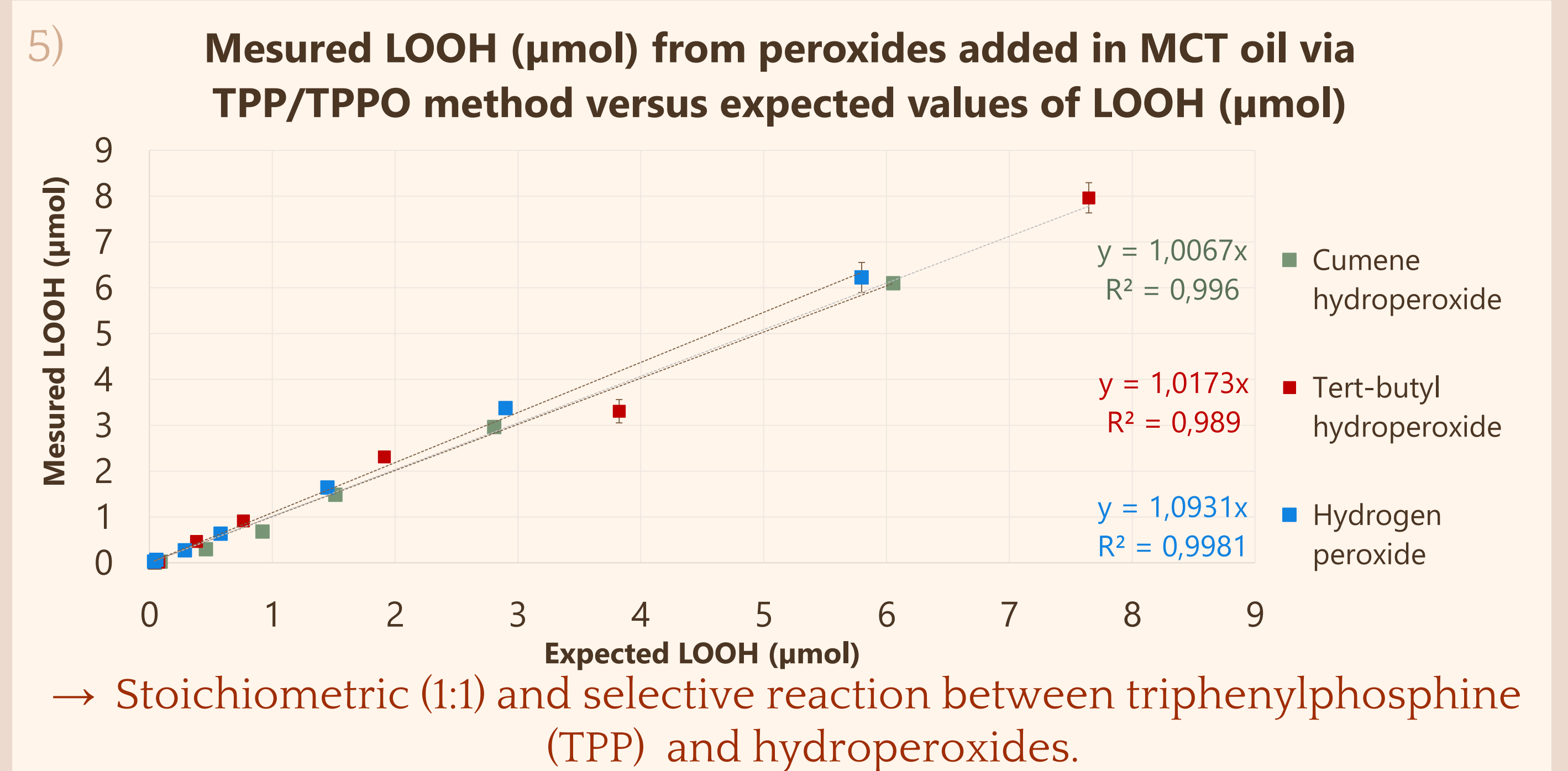
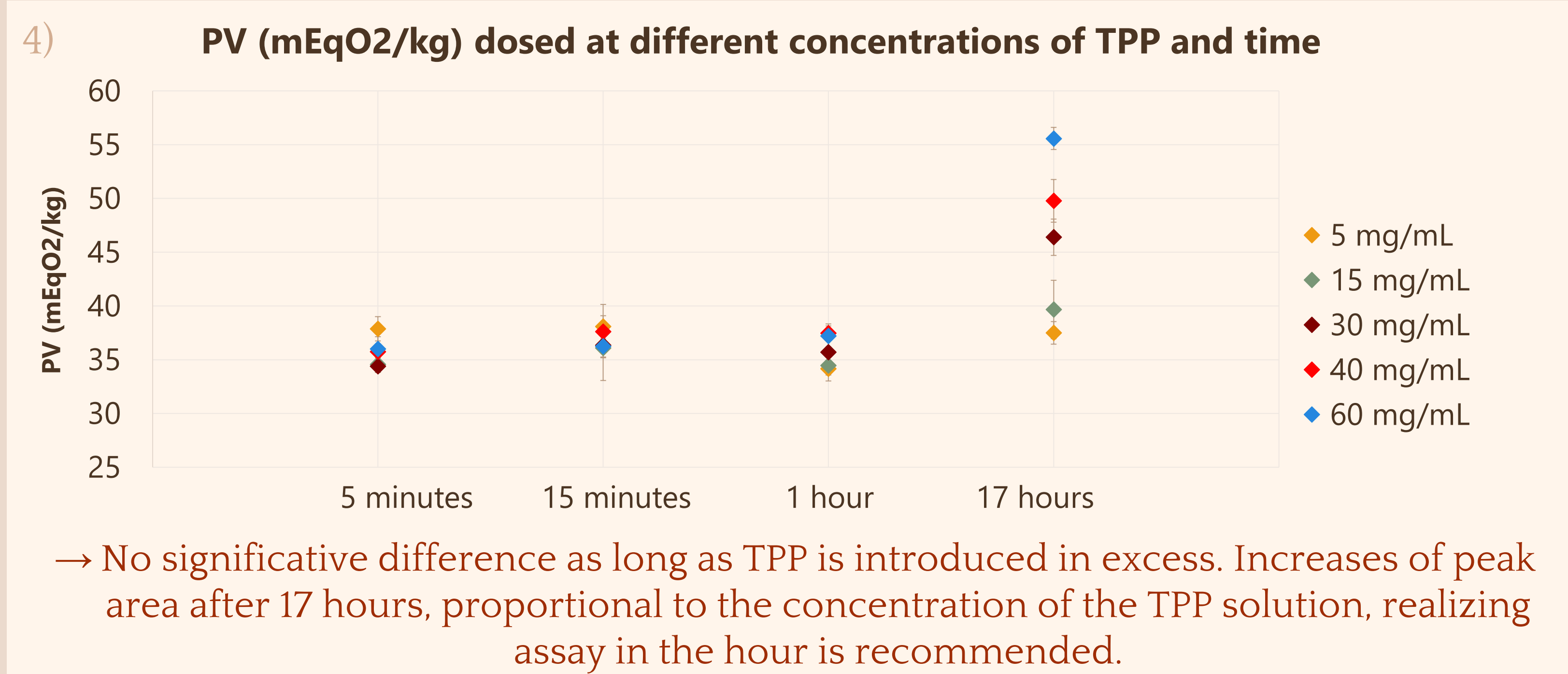
Results



3) VARIABILITY INDEX based on MCT oil peak values 542 cm⁻¹ for PV from 20 to 382 mEq O₂/kg

	Menhaden oil	Olive oil	<i>Phaeodactylum tricornutum</i> extract	Raffia oil
	4,27 ± 1,37 %	3,73 ± 3,08 %	6,46 ± 4,63 %	6,16 ± 3,81 %
	Rapeseed oil	Rapeseed oil + 2500 ppm of fucoxanthine	Walnut oil	
	5,41 ± 1,93 %	3,66 ± 1,73 %	3,41 ± 2,93 %	

→ Oil composition only slightly influences the signal response (variation ≤10%). Building a TPPO calibration curve for each oil may be recommended to increase accuracy.



Conclusion

This rapid method offers great promise in terms of reproducibility and robustness of results, with absolute quantification of hydroperoxides. Furthermore, the assay is not affected by highly colored extracts (containing chlorophyll in particular). The optimization of the TPP/TPPO method's sensitivity enabled LOOH detection at the nanomole range.

References

¹ Hornero-Méndez, D.; Pérez-Gálvez, A.; Mínguez-Mosquera, M. I. A Rapid Spectrophotometric Method for the Determination of Peroxide Value in Food Lipids with High Carotenoid Content. *J. Am. Oil Chem. Soc.* **2001**, *78* (11), 1151–1155.
² Deyrieux, C.; Villeneuve, P.; Baréa, B.; Decker, E. A.; Guiller, I.; Michel Salaun, F.; Durand, E. Measurement of Peroxide Values in Oils by Triphenylphosphine/Triphenylphosphine Oxide (TPP/TPPO) Assay Coupled with FTIR-ATR Spectroscopy: Comparison with Iodometric Titration. *Eur. J. Lipid Sci. Technol.* **2018**