



**HAL**  
open science

## **Huge laser-induced modulation of the ferromagnetic fraction in the antiferro-ferromagnetic mixed phase of FeRh**

Catherine Gourdon, Alexis Pecheux, Morgan Almanza, Jon Ander Arregi, Vojtěch Uhlíř, Daniele Fournier, L. Thevenard, Martino Lobue

### ► **To cite this version:**

Catherine Gourdon, Alexis Pecheux, Morgan Almanza, Jon Ander Arregi, Vojtěch Uhlíř, et al.. Huge laser-induced modulation of the ferromagnetic fraction in the antiferro-ferromagnetic mixed phase of FeRh. International Conference on Magnetism (ICM), Jun 2024, Bologna, Italy. <hal-04934146>

**HAL Id: hal-04934146**

**<https://hal.science/hal-04934146v1>**

Submitted on 7 Feb 2025

**HAL** is a multi-disciplinary open access archive for the deposit and dissemination of scientific research documents, whether they are published or not. The documents may come from teaching and research institutions in France or abroad, or from public or private research centers.

L'archive ouverte pluridisciplinaire **HAL**, est destinée au dépôt et à la diffusion de documents scientifiques de niveau recherche, publiés ou non, émanant des établissements d'enseignement et de recherche français ou étrangers, des laboratoires publics ou privés.



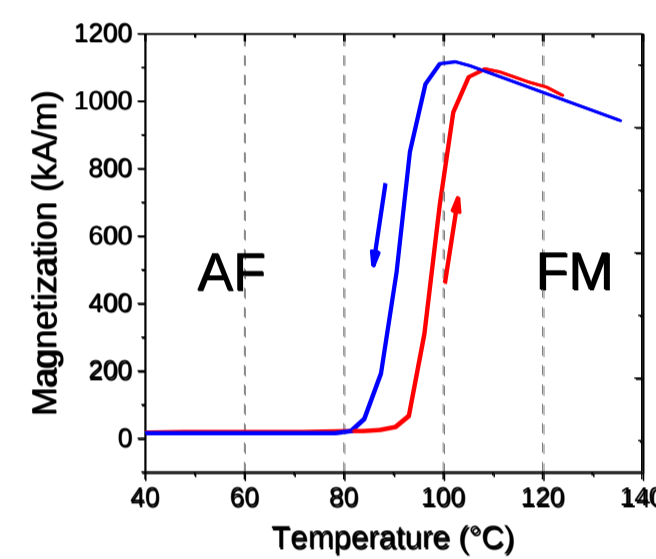
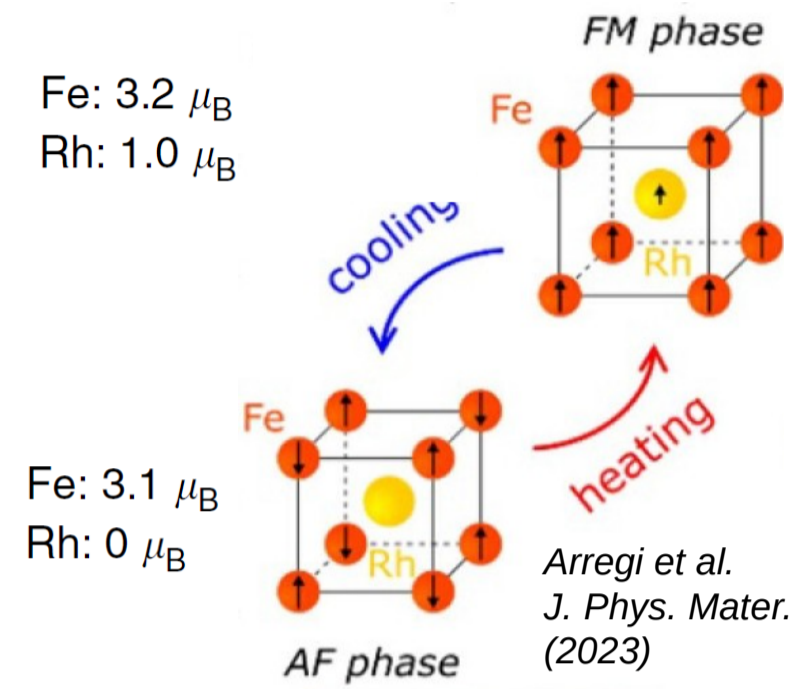
HAL Authorization

Among magnetic materials near equi-atomic FeRh alloys, with their antiferromagnetic (AF) to ferromagnetic (FM) magneto-structural hysteretic transition near room temperature, were studied long ago in bulk form [Kouvel, *JAP* 1962, Lewis, *J. Phys.D* 2016]. In the recent years they have aroused a renewed interest as thin films with particular focus on the tuning of their AF-FM transition [Arregi, *J. Phys. D*: 2018, Ceballos, *APL* 2017], the electrical detection of their magnetic state with application to information coding [Martí, *Nat. Mater.*, 2014], and their giant magneto-caloric effect [Nikitin, *Phys. Lett.* 1990, Manekar, *J. Phys. D* 2008].

FeRh is also a good candidate to investigate laser-assisted transient or irreversible first order phase transitions. Lattice expansion, nucleation of FM domains and magnetization dynamics have been studied using ultrafast pump-probe techniques. Here we show that low frequency (~ 100 kHz) modulated reflectance experiments provide an insight, not only on thermal effects (determination of the thermal conductivity) but also allows for a quantitative determination of the power dependent laser-induced FM fraction. Moreover we show that in the mixed AF-FM phase, the system exhibits return point memory under temperature cycling, i.e. it is capable of returning back to its initial state after a minor temperature loop, despite the hysteretic nature of the transition. Surprisingly, the same distribution of nucleation sites steering the transition in quasi-static conditions can explain the thermal hysteresis in far-from-equilibrium conditions when phase change is driven by sub- $\mu$ s temperature pulses.

## 1 FeRh: AF to FM transition

- Fe<sub>50</sub>Rh<sub>50</sub>: AF-FM transition close to room temperature
- isostructural transition but increase of the lattice parameter by 0.7 %
- change of the electronic structure
  - optical properties: 4% decrease of reflectivity from AF to FM
  - electrical properties: 40% drop of resistivity from AF to FM
- transition temperature tunable by
  - strain
  - magnetic field
- giant magnetocaloric effect
- information coding on two perpendicular AF states
- femtosecond laser-induced transient phase transition (Ju et al., *PRL* 2004, Bergman, *PRB* 2006, Radu *PRB* 2010, Mariager, *PRL* 2012, Pressacco, *Str. Dyn.* 2018, Nat. Commun. 2021, Li, *Nat. Com.* 2022, *Matter Arxiv* 2023)

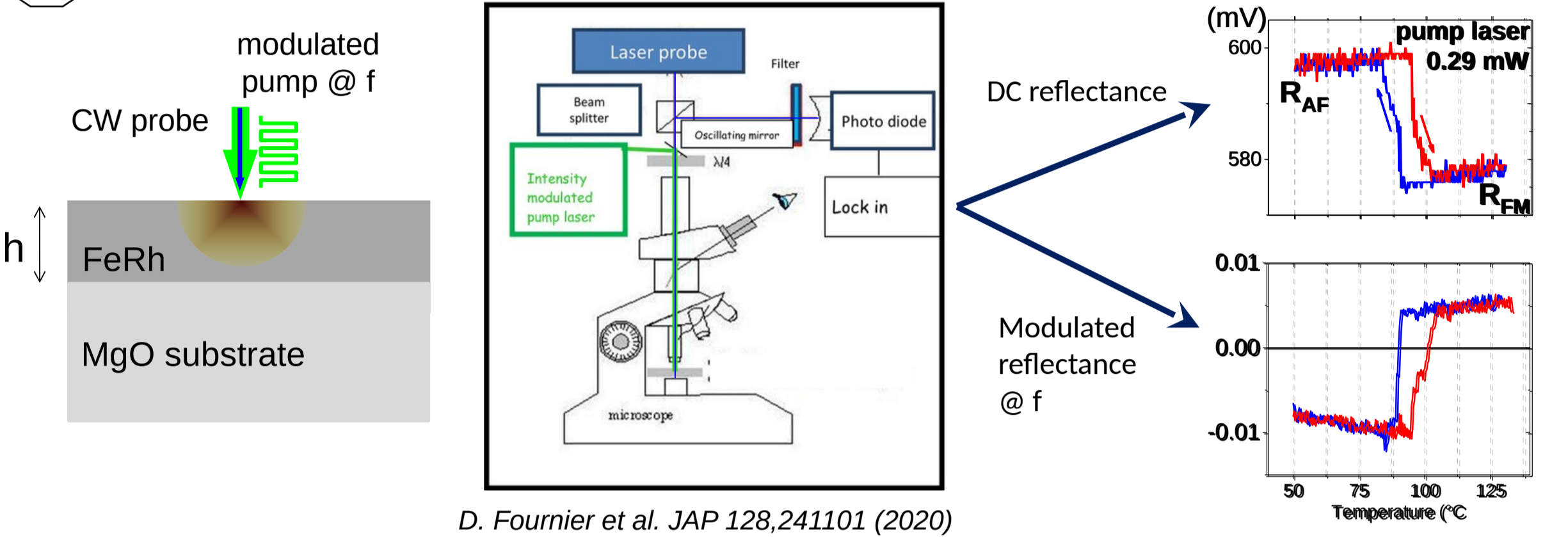


FeRh 200 nm  
MgO (001) substrate

epitaxial FeRh films onto single-crystal MgO (001) substrates post-growth annealing to obtain the CsCl-type (B2 ordering) crystal structure cap layer Pt 2 nm

Sample growth at CEITEC by DC magnetron sputtering V. Uhlir et al. *Nat. Commun.* (2016)

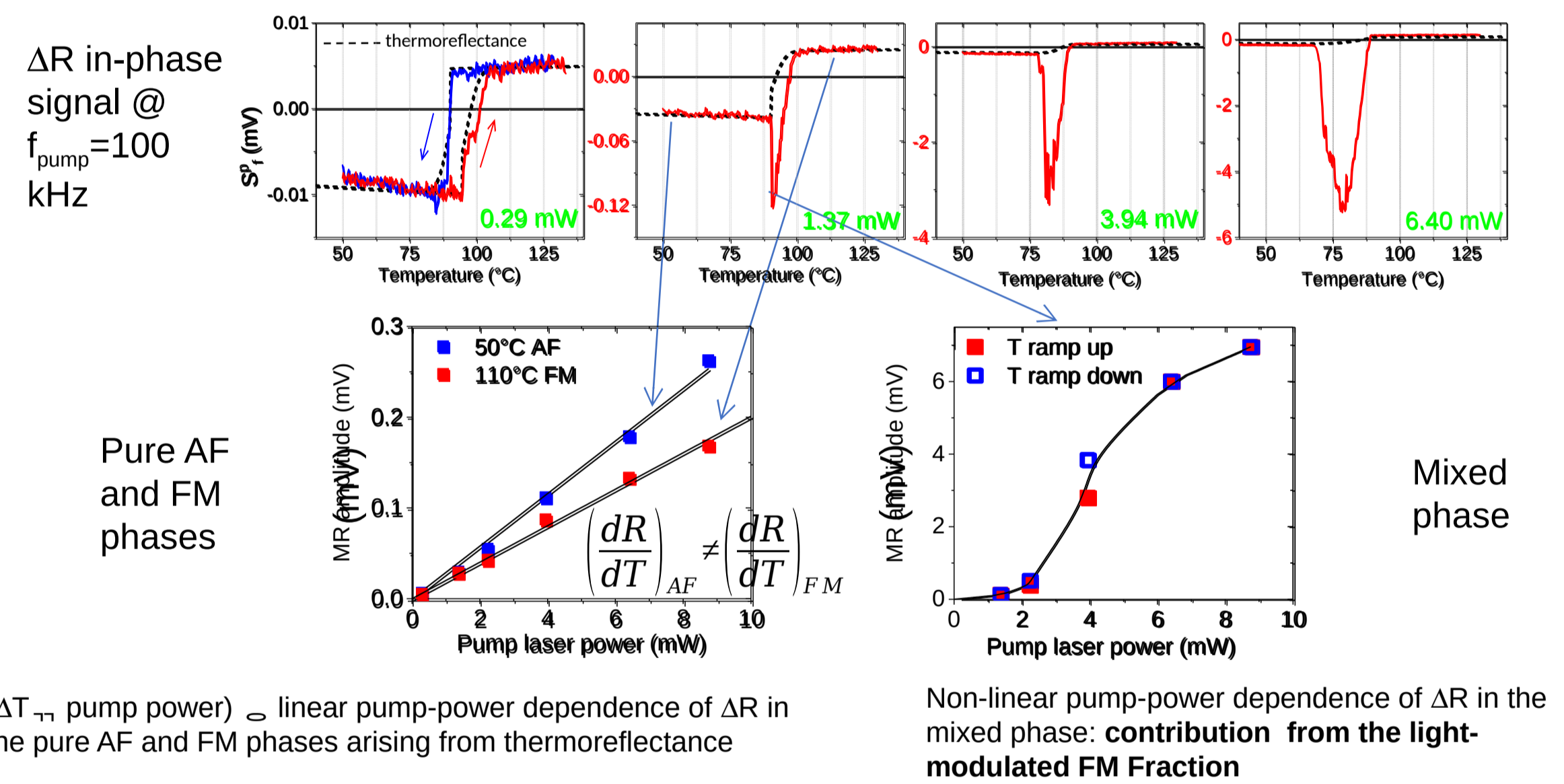
## 2 Modulated reflectance: experimental setup



D. Fournier et al. *JAP* 128,241101 (2020)

## 4 Modulated reflectance: results

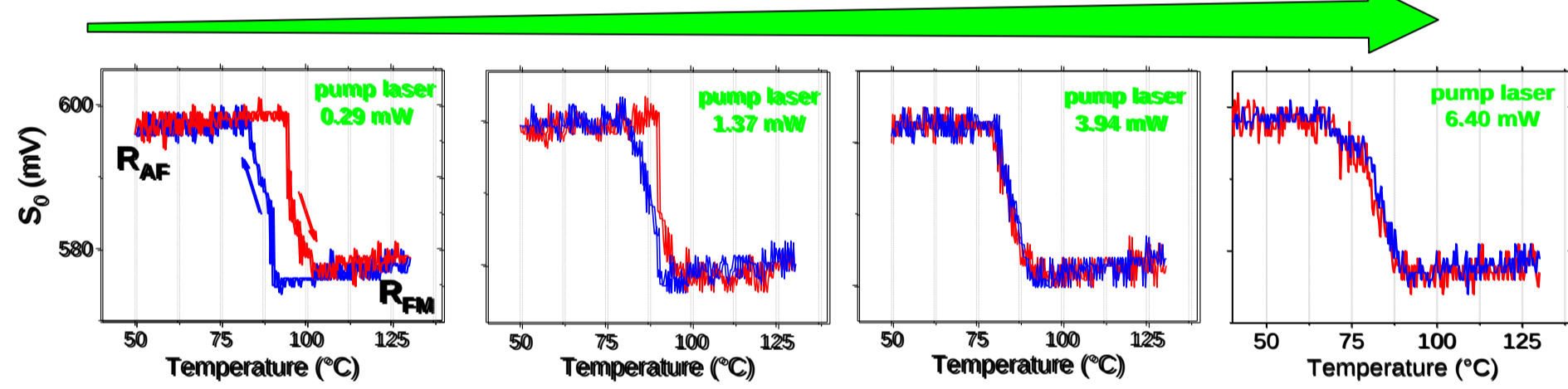
In AF and FM phase: only thermorefectance:  
In the mixed AF-FM phase: a huge contribution from modulated FM fraction



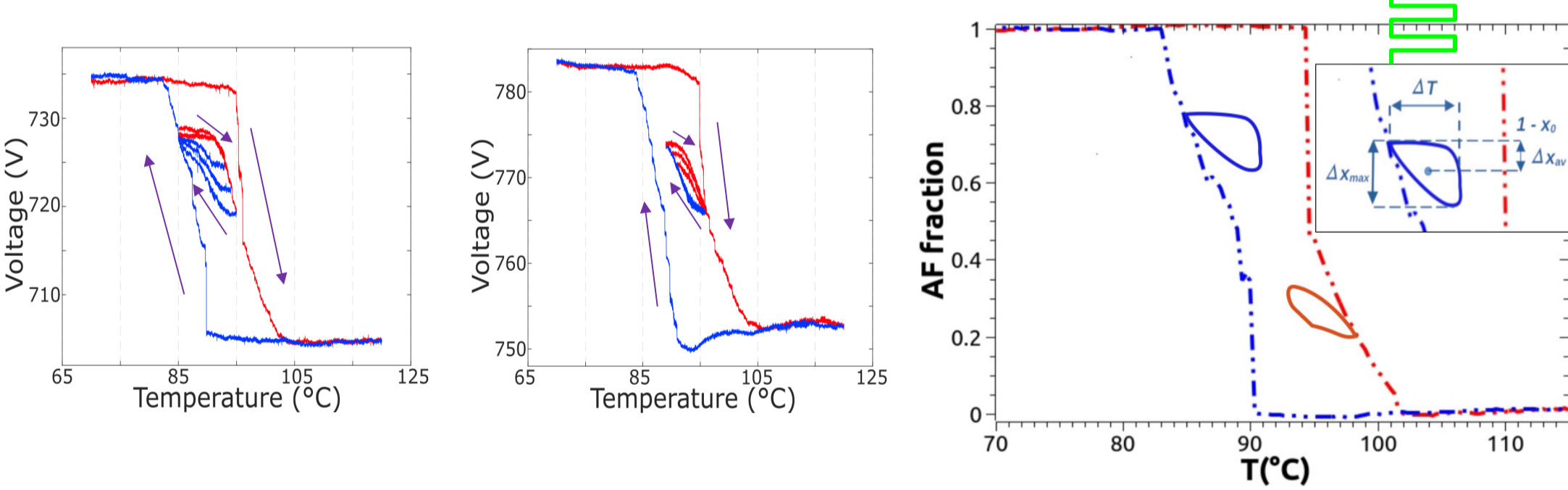
( $\Delta T \rightarrow$  pump power)  $\rightarrow$  linear pump-power dependence of  $\Delta R$  in the pure AF and FM phases arising from thermorefectance

Non-linear pump-power dependence of  $\Delta R$  in the mixed phase: contribution from the light-modulated FM fraction

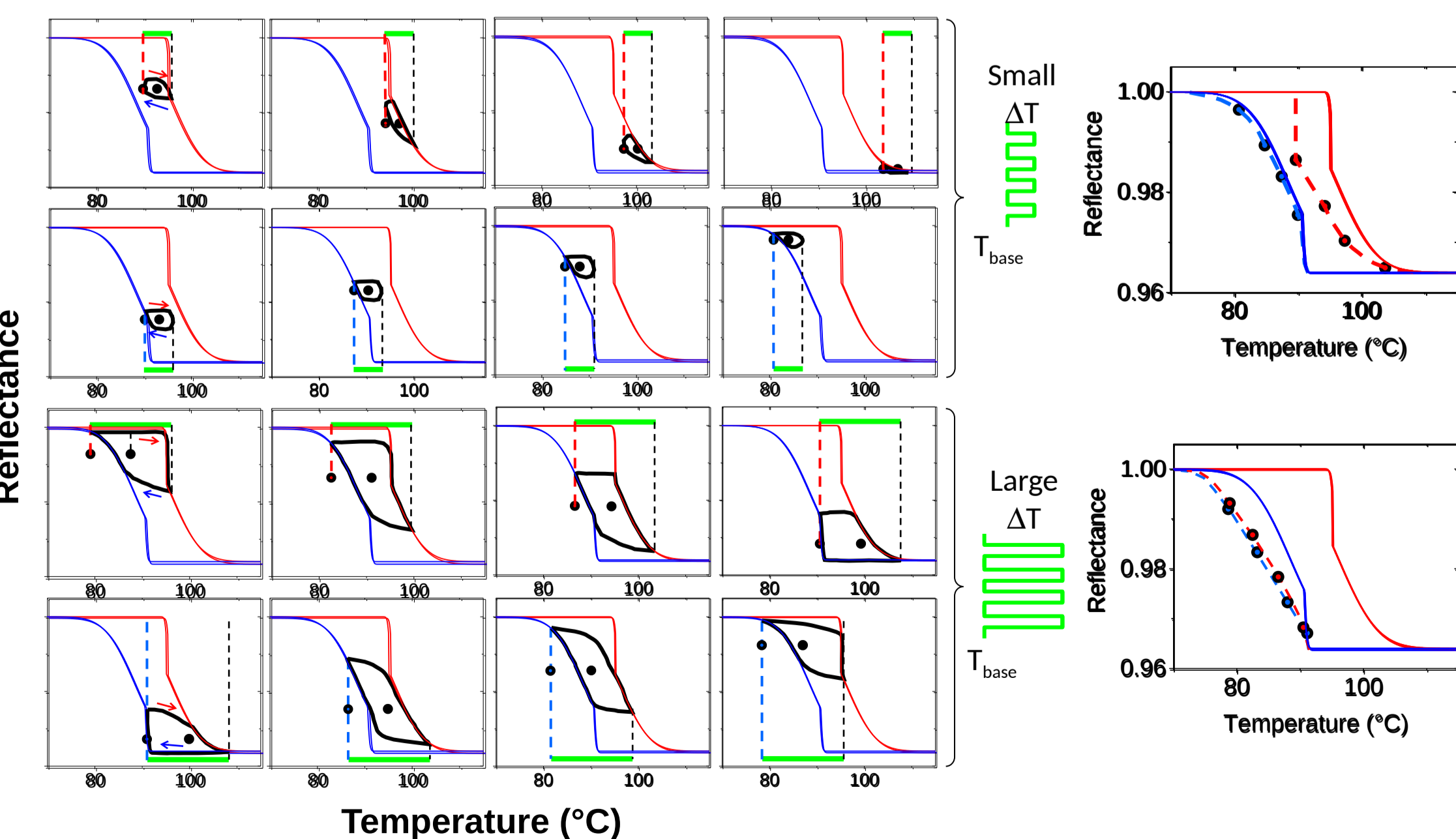
## 3 DC reflectance: apparent closing of the hysteresis cycle



## Minor hysteresis loops: return point memory



The system exhibits **return-point memory (RPM)** a property wherein a system remembers the states at which the direction of an external driving (e.g. field, temperature...) had been reversed.



The DC signal hysteresis reduction under increasing pump power is a byproduct of plotting the DC signal as a function of  $T_{base}$ .

contact: catherine.gourdon@insp.jussieu.fr

This work has been partly supported by the French Agence Nationale de la Recherche (ANR ACAF 20-CE30-0027) and by the LabEx LaSIPS (ANR-10-LABX-0032-LaSIPS) FLIGHTPATH under the the program "Investissements d'avenir" (ANR-11-IDEX-0003). Access to the CEITEC Nano Research Infrastructure was supported by the Ministry of Education, Youth and Sports (MEYS) of the Czech Republic under the project CzechNanoLab (LM2023051)

## 5 Quantitative determination of the modulated FM fraction

$$R = R_{AF}(1-x) + R_{FM}x$$

$$x(t) = x_0 + \Delta x(t)$$

non modulated FM fraction      modulated FM fraction

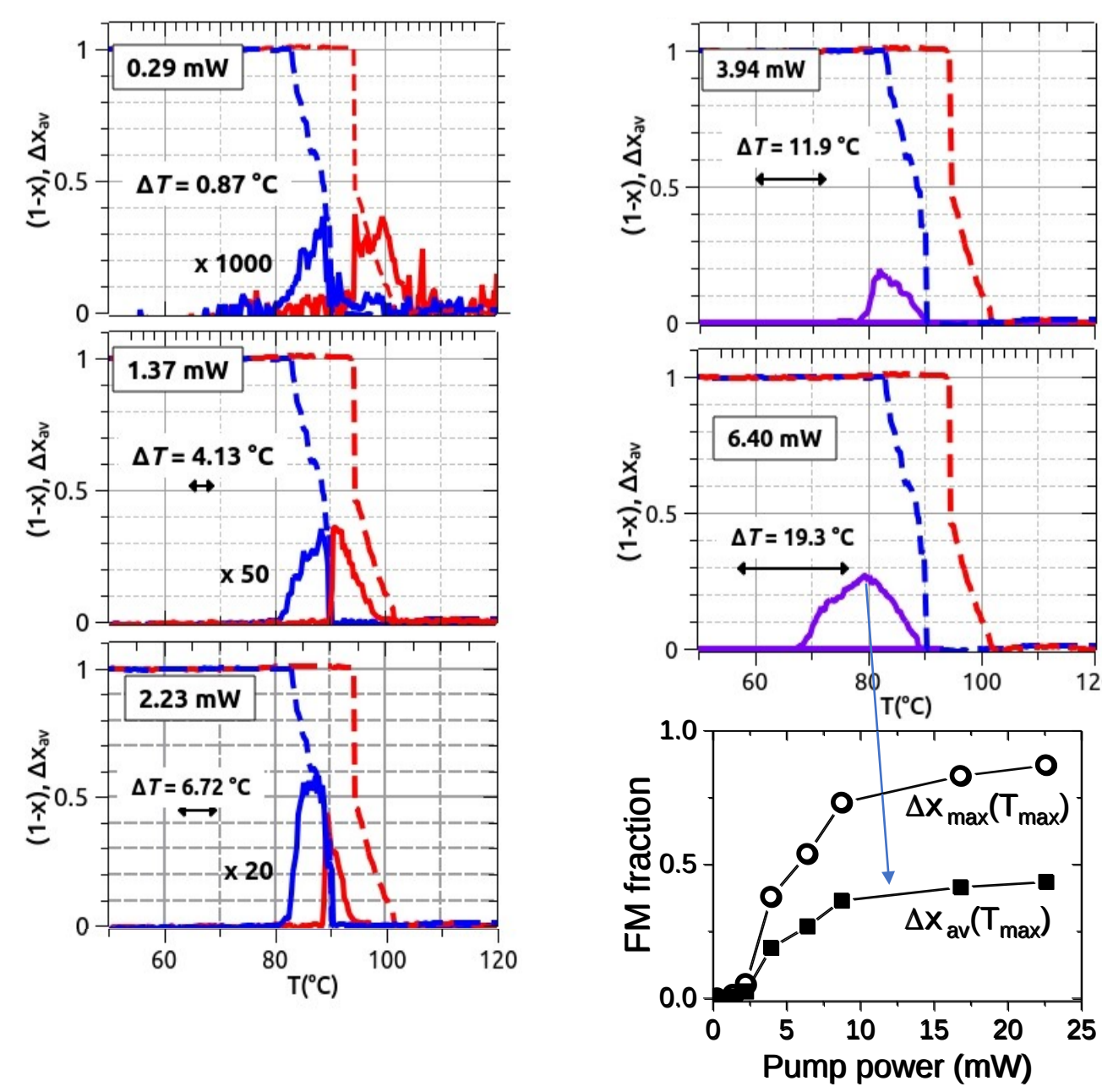
$$R = R(T_0) + \Delta R_{thermo} + \Delta R_x$$

$$\Delta R_x = \frac{dR}{dx} \Delta x = (-R_{AF} + R_{FM}) \Delta x$$

The modulated FM fraction becomes detectable owing to the large reflectivity difference between the AF and FM phases and is quantitatively determined using the modulated and DC reflectance

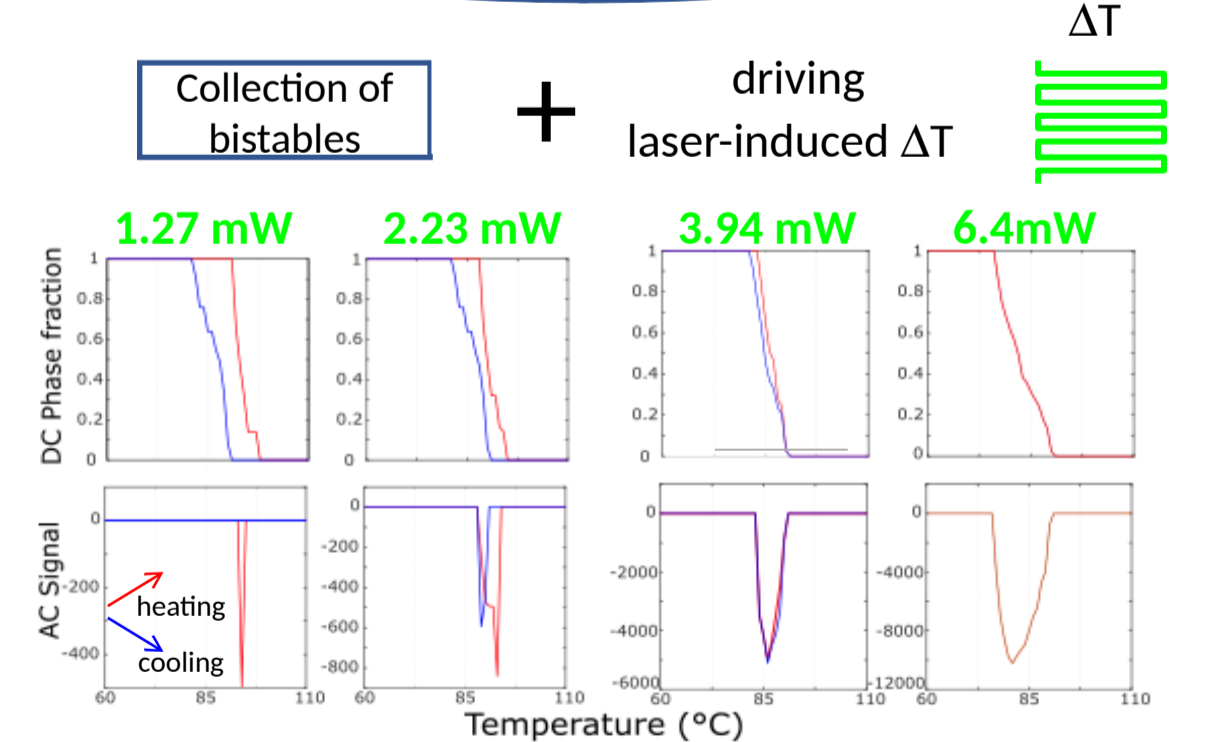
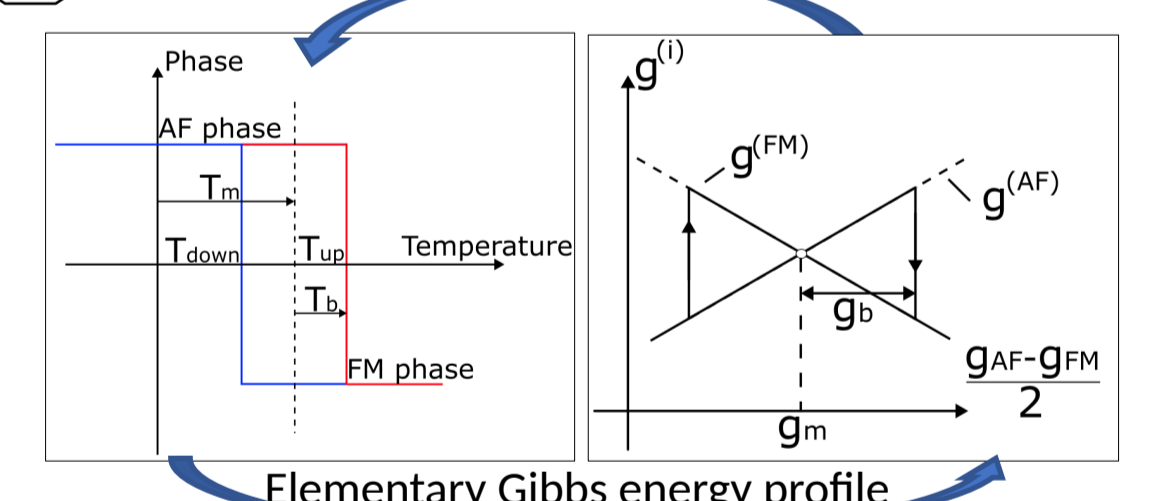
$$\Delta x_{av} = \frac{\Pi \left( 1 + \frac{S_{op}^2}{S_f^2} \right)^2}{2\sqrt{2}} \frac{R_{AF}}{-R_{AF} + R_{FM}} \frac{S_f^2}{S_0^{AF}}$$

in-phase reflectance signal  
out-of-phase reflectance signal  
DC reflectance signal in the AF phase



At high pump power, the light modulated FM fraction reaches 90% saturation

## 6 Hysteresis model

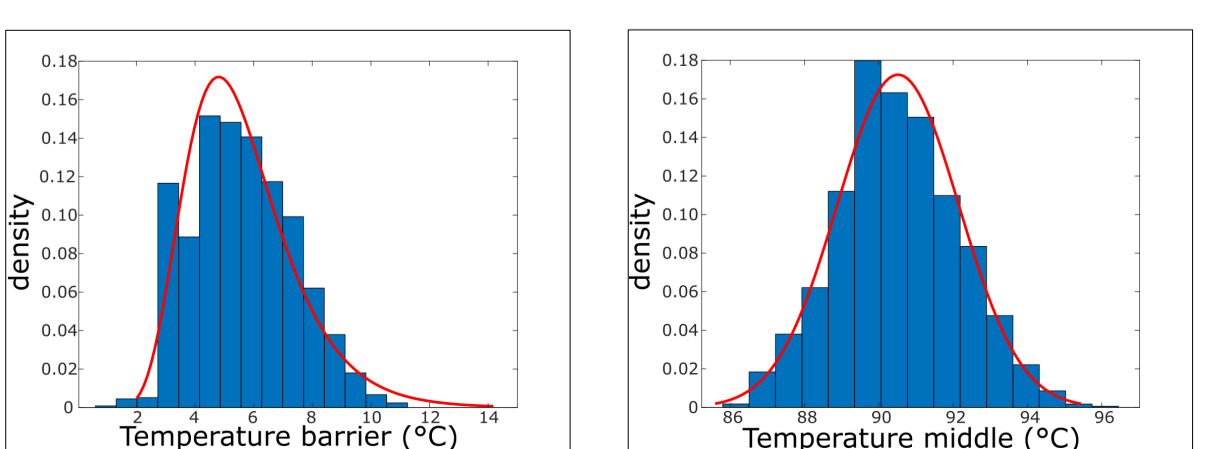


Quasi-static model can explain the apparent hysteresis closing Under periodic driving the system reaches a stationary regime dominated by its rate-independent properties.

### Model Explanation

- Bistable units factorization:  $p(T_m, T_b) = a \exp\left(-\frac{\ln(T_b - \mu_b)^2}{2\sigma_b^2}\right) \exp\left(-\frac{T_m^2}{2\sigma_m}\right)$
- In magnetism, this factorization is generally associated with random distribution of nucleation centers

### Temperature distribution



$$T_b = \frac{T_{up} - T_{down}}{2}$$

Energy barrier

$$T_m = \frac{T_{up} + T_{down}}{2}$$

Bistable asymmetry