



HAL
open science

Pushing the limits of electron donation for cis -chelating ligands via an alliance of phosphonium ylide and anionic abnormal NHC

Mustapha El Kadiri, Abdelhaq Cherradi, Oleg A Filippov, Carine Duhayon, Vincent César, Elena S Shubina, Mohammed Lahcini, Dmitry A Valyaev, Yves Canac

► To cite this version:

Mustapha El Kadiri, Abdelhaq Cherradi, Oleg A Filippov, Carine Duhayon, Vincent César, et al.. Pushing the limits of electron donation for cis -chelating ligands via an alliance of phosphonium ylide and anionic abnormal NHC. *Chemical Communications*, In press, 10.1039/d4cc06177b . hal-04931814

HAL Id: hal-04931814

<https://hal.science/hal-04931814v1>

Submitted on 6 Feb 2025

HAL is a multi-disciplinary open access archive for the deposit and dissemination of scientific research documents, whether they are published or not. The documents may come from teaching and research institutions in France or abroad, or from public or private research centers.

L'archive ouverte pluridisciplinaire **HAL**, est destinée au dépôt et à la diffusion de documents scientifiques de niveau recherche, publiés ou non, émanant des établissements d'enseignement et de recherche français ou étrangers, des laboratoires publics ou privés.



Distributed under a Creative Commons Attribution 4.0 International License



Cite this: DOI: 10.1039/d4cc06177b

 Received 21st November 2024,
Accepted 6th January 2025

DOI: 10.1039/d4cc06177b

rsc.li/chemcomm

Pushing the limits of electron donation for *cis*-chelating ligands *via* an alliance of phosphonium ylide and anionic abnormal NHC†

 Mustapha El Kadiri,^{a,b} Abdelhaq Cherradi,^a Oleg A. Filippov,^{b,c}
Carine Duhayon,^a Vincent César,^b Elena S. Shubina,^b Mohammed Lahcini,^{*bd}
Dmitry A. Valyaev^{b,*a} and Yves Canac^{b,*a}

The grafting of a $-(\text{CH}_2)_2\text{PR}_3^+$ moiety on an NHC ligand backbone in the Mn(I) complex $[\text{Cp}(\text{CO})_2\text{Mn}(\text{IMes})]$ followed by double deprotonation opens a route to bidentate ligands with extreme electron-donating character. Such remarkable electronic properties can even allow intramolecular sp^2 C–H functionalization in typically inert square-planar Rh(I) dicarbonyl complexes.

Strongly electron-donating ligands have been widely investigated over the last three decades, leading to decisive advances in many fields such as homogeneous catalysis,¹ photophysics² and materials science.³ The isolation of the first stable 2*H*-imidazol-2-ylidene (**A**, Chart 1) by Arduengo in 1991⁴ was a key milestone in this continuing quest, from which N-heterocyclic carbenes (NHCs) became essential for modern chemistry. The successive preparations of imidazol-4-ylidene (**B**)⁵ and anionic imidazol-2,4-diylidene (**C**),⁶ so-called “abnormal” (*a*NHC)⁷ and “ditopic” (*d*NHC)⁸ carbenes, were integral parts of the progress made to access increasingly electron-donating carbon ligands based on the imidazolyl core (Chart 1, top).⁹ Indeed, *a*NHC ligands **B** exhibit stronger σ -donor and weaker π -acceptor character than their “normal” NHC counterparts **A**¹⁰ and these electronic effects are even more pronounced in *d*NHCs metalated at the C2 position,¹¹ due to the presence of an additional

delocalized negative charge in the heterocyclic moiety. Beyond different classes of NHCs, phosphonium ylides derived from triarylphosphines (**D**) and trialkylphosphines (**E**) (Chart 1, down) constitute an alternative class of electron-rich neutral *C*-ligands for transition metals¹² and main group elements.¹³ Moreover, a systematic IR spectroscopy investigation of a series of *C,C*-chelating Rh(I) dicarbonyl complexes with three different combinations of NHC (**A**) and phosphonium ylide (**D**) donor extremities revealed a decrease in the average ν_{CO} stretching frequencies in the order **A–A** > **A–D** > **D–D**, thus demonstrating the superior electron donation of phosphonium ylide *vs.* conventional NHC (Chart 1, bottom).¹⁴ In addition, it was recently shown for Pd(II) carbonyl complexes that a PCy_3 -derived phosphonium ylide fragment (**E**) is an even stronger donor than is its PPh_3 -containing analogue (**D**).¹⁵ In a logical continuation of our research program focused on the association of classical NHCs with phosphonium ylides in bidentate,^{14–16} pincer^{15,17} and tetradentate¹⁸ scaffolds, we envisioned to combine for the first time the strongest donors of each family with the aim of approaching the upper limits of the electronic scale in chelating systems.¹⁹ In this contribution, we report the preparation, coordination chemistry with rhodium and evaluation of electronic properties of anionic abnormal NHC/phosphonium ylide ligands

^a LCC-CNRS, Université de Toulouse, CNRS, UPS, 205 route de Narbonne, 31077 Toulouse Cedex 4, France. E-mail: dmitry.valyaev@lcc-toulouse.fr, yves.canac@lcc-toulouse.fr

^b IMED-Lab, Faculty of Sciences and Techniques, Cadi Ayyad University, Bd Abdelkrim Al Khattabi, BP 549, 40000, Marrakech, Morocco. E-mail: m.lahcini@uca.ac.ma

^c A. N. Nesmeyanov Institute of Organoelement Compounds (INEOS), Russian Academy of Sciences, 28/1 Vavilov Str., GSP-1, B-334, Moscow, 119334, Russia. E-mail: h-bond@ineos.ac.ru

^d Mohammed VI Polytechnic University, Lot 660, Hay Moulay Rachid, 43150 Ben Guerir, Morocco

† Electronic supplementary information (ESI) available: Synthesis, spectroscopic, crystallographic and DFT details. CCDC 2393836–2393838. For ESI and crystallographic data in CIF or other electronic format see DOI: <https://doi.org/10.1039/d4cc06177b>

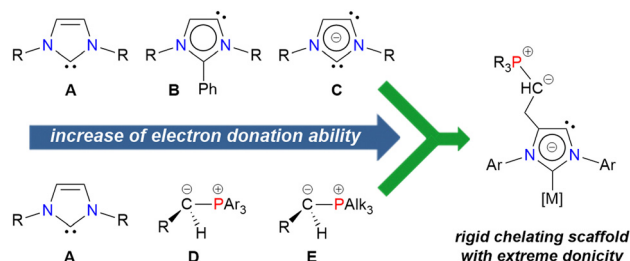


Chart 1 General trends in electron donation for different types of imidazole-based N-heterocyclic carbenes (top) and phosphonium ylides (bottom) as well as the structure of hybrid bidentate ligands proposed in this work (right).



(Chart 1, right) as well as unusual C–H functionalization in Rh(I) dicarbonyl species.

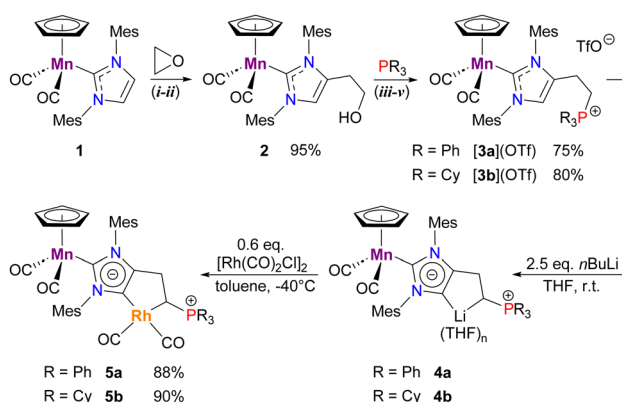
For the assembly of the anionic abnormal carbene platform, we chose a readily available, on a multi-gram scale, Mn(I) complex **1**²⁰ (Scheme 1) bearing the common 1,3-bis(2,4,6-trimethylphenyl)-2H-imidazol-2-ylidene (IMes) ligand, in which the organometallic fragment in addition to protecting the C2 carbene position can also serve as an excellent IR¹¹ and electrochemical²¹ probe. The –CH₂CH₂OH arm required for grafting the phosphonium moiety was installed on the IMes ligand backbone *via* a direct functionalization approach²² consisting of the deprotonation of **1** with *n*BuLi and the trapping of the resulting anionic abnormal carbene [Cp(CO)₂Mn(*d*IMesLi)] with ethylene oxide. The subsequent transformation of complex **2** to the corresponding triflate derivative followed by one-pot quaternization with PPh₃ and PCy₃ afforded phosphonium pre-ligands [3a](OTf) and [3b](OTf) in good yields (Scheme 1). Both of them were fully characterized and their exact structures were obtained using X-ray diffraction (Fig. 1). Their deprotonation with 2.5 eq. of *n*BuLi in THF at room temperature led to a nearly quantitative generation of extremely moisture-sensitive *a*NHC-ylides **4a** and **4b** as confirmed by IR spectroscopy having revealed the presence of two low-frequency ν_{CO} bands (Table 1) characteristic for Mn(I) complexes bearing anionic *a*NHC ligands.^{20,22} The coordination of these species with a slight excess of [Rh(CO)₂Cl]₂ dimer was performed in toluene at low temperature similarly as described earlier for the related MnFe *d*IMes derivative,¹¹ leading to the zwitterionic complexes **5a** and **5b** isolated in excellent yields (Scheme 1).

The identity of heterobimetallic MnRh complexes **5a** and **5b** was confirmed from spectroscopic methods and HRMS data. IR spectra of both products showed two pairs of ν_{CO} bands in an approximately 1:1 intensity ratio (Fig. S23, S24, ESI† and Table 1) in agreement with a presence of [Mn(CO)₂] and [Rh(CO)₂] fragments exhibiting a *cis*-arrangement of carbonyl groups. The presence of a P-ylide moiety coordinated to the Rh(I) center was confirmed by the observation of ³¹P NMR

signals at δ_{P} 41.2 and 43.6 ppm for **5a** and **5b**, respectively, being deshielded compared to those of their phosphonium precursors ([3a](OTf): δ_{P} 22.7 ppm; [3b](OTf): δ_{P} 31.3 ppm) as well as characteristic high-field ¹³C resonances with appropriate multiplicity (**5a**: δ_{C} 13.9 ppm (dd, ¹J_{CRh} = 27.5 Hz, ¹J_{CP} = 25.5 Hz); **5b**: δ_{C} 6.4 ppm (dd, ¹J_{CRh} = 25.7 Hz, ¹J_{CP} = 19.6 Hz)). The characteristic **5a** and **5b** ¹³C NMR signals resulting from the carbenic atoms of anionic imidazol-2,4-diylidenes were observed as singlets at δ_{C} 199.9–200.5 ppm (C2) and doublets at δ_{C} 162.2–162.7 ppm with a ¹J_{CRh} coupling constant of *ca.* 42 Hz (C4). Finally, each of the bimetallic complexes yielded four distinct ¹³C NMR spectral CO signals and a full set of inequivalent resonances of mesityl groups, probably due to blocked rotation across their respective C–N bonds and the existence of a chiral center in the NHC backbone.

Inspection of the X-ray diffraction structure acquired of complex **5a** (Fig. 1) showed the Rh(I) atom in a square-planar environment with the *d*IMes-ylide behaving as a *cis*-chelating ligand. While the Rh–carbene bond distance (2.045(2) Å) was measured to be very close to the values found in other Rh(I) complexes bearing IMes-derived *a*NHCs (2.038(3)–2.061(4) Å),²³ the Rh–ylide bond (2.189(2) Å) was found to be slightly longer than those of similar bidentate ylide structures (2.1250(14)–2.155(8) Å).^{14,24} The Rh–CO bond in the position *trans* to the *a*NHC moiety was also observed to be slightly longer than that opposite to the phosphonium ylide, presumably reflecting higher *trans* effect of the former ligand. Inspection of the structure also showed, notably, the 5-membered rhodacycle to be virtually coplanar with the NHC fragment. And structural comparisons showed the NHC–Rh–ylide angle in **5a** (78.98(8)°) to be significantly more acute than those observed in Rh(I) (94.0(3)°)¹⁴ or Pd(II) (91.9(2)°)^{16a} NHC-ylide complexes featuring more flexible 7- and 6-membered chelating cycles, respectively, and to be comparable only with those of related species based on more rigid NHC-bis(ylide) ligands (82.61(6)–85.85(5)°)²⁵ with a similar size of the metallacycle.

Access to the Rh(I) dicarbonyl derivatives **5a–b** provided a perfect opportunity to quantify the electronic properties of the novel *a*NHC-ylide ligands using the frequencies of ν_{CO} bands in solution IR spectra, which is applicable for benchmarking both mono-⁹ and bidentate ligands.¹⁹ While ν_{CO} values for the [Cp(CO)₂Mn] fragment in **5a** and **5b** were observed to be almost the same (Table 1) and to remain very close to that of the previously reported *d*IMes complex,¹¹ the average $\langle\nu_{\text{CO}}\rangle$ value for the [Rh(CO)₂] moiety of **5b** was found to be *ca.* 10 cm^{–1} lower, consistent with the higher electron-donation ability of PCy₃-derived ylide *vs.* its PPh₃ analogue. The same trends were confirmed using cyclic voltammetry studies revealing a reversible Mn(I)/Mn(II) oxidation wave at –0.38 V *vs.* Fc/Fc⁺ followed by the occurrence of irreversible one-electron oxidation at +0.61 and +0.51 V *vs.* Fc/Fc⁺ for the Rh(I) moiety in complexes **5a** and **5b**, respectively. Very importantly, the values of the $\langle\nu_{\text{CO}}\rangle$ parameter for both **5a** (2001 cm^{–1}) and **5b** (1991 cm^{–1}) were observed to be far lower than those for known Rh(I) dicarbonyl complexes bearing bis(NHC) (2057 cm^{–1}),¹⁴ phosphine-phosphonium ylide (2053 cm^{–1}),^{24a} bis(1,2,3-triazol-4-ylidene)



Scheme 1 Synthesis of anionic *a*NHC-phosphonium ylide ligands **4a–b** and their Rh(I) complexes **5a–b**. Reaction conditions: (i) 1.2 eq. *n*BuLi, THF, r.t., 2 h; (ii) 2 eq. ethylene oxide, –40 °C to r.t., 2 h; (iii) 1.1 eq. *n*BuLi, THF, r.t., 20 min; (iv) 1.1 eq. Tf₂O, PhCl, –40 °C to r.t., 1 h; (v) 3.0 eq. PPh₃ or 1.5 eq. PCy₃, PhCl, 60–80 °C, 16 h.



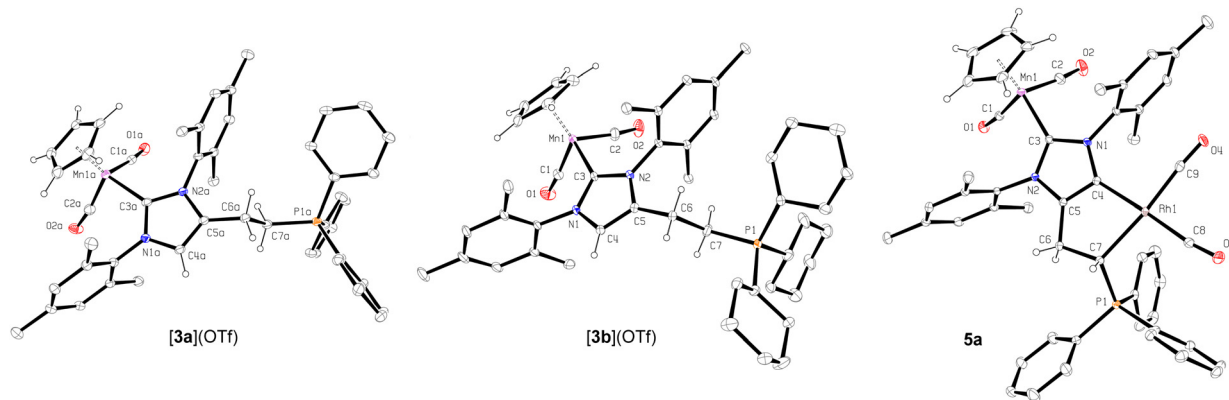


Fig. 1 Molecular geometries of complexes **[3a](OTf)**, **[3b](OTf)** and **5a** (25% probability ellipsoids, hydrogen atoms of aryl groups, co-crystallized solvent molecules and counter-anions are omitted for clarity). Selected bond lengths [Å], and angles (°). **[3a](OTf)**: Mn1a–C3a 2.012(3), C4a–C5a 1.344(4), C7a–P1a 1.805(3); **[3b](OTf)**: Mn1–C3 2.012(2), C4–C5 1.337(3), C7–P1 1.806(3); **5a**: Mn1–C3 2.011(2), C4–C5 1.349(3), Rh1–C4 2.045(2), Rh1–C7 2.189(2), C7–P1 1.769(2) Rh1–C8 1.890(2), Rh1–C9 1.868(2), C4–C5 1.399(3), C4–Rh1–C7 78.98(8), C4–Rh1–C8 176.67(10), C7–Rh1–C9 174.16(8), C8–Rh1–C9 87.43(10), P1–C7–Rh1 115.69(10), C4–C5–C6–C7 3.9(3).

Table 1 Experimental IR data for complexes **4–6** in THF solution and the corresponding ν_{CO} frequency values computed at the wb97xd/tzvp level

No.	Experimental ν_{CO} (THF, cm^{-1})		Calculated ν_{CO} (non-scaled, cm^{-1})	
	[Mn(CO) ₂]	[Rh(CO) ₂]	[Mn(CO) ₂]	[Rh(CO) ₂]
4a	1899, 1829	—	2028, 1966	—
4b	1898, 1828	—	2028, 1965	—
5a	1906, 1838	2035, 1966	2032, 1969	2147, 2079
5b	1906, 1838	2030, 1952	2031, 1968	2139, 2065
6a	1912, 1845	2034, 1966	2040, 1979	2143, 2078

(2047–2048 cm^{-1}),²⁶ NHC-iminophosphorane (2046 cm^{-1}),²⁷ NHC-phosphonium ylide (2039 cm^{-1})¹⁴ and bis(phosphonium ylide) ligands (2017 cm^{-1}),¹⁴ thus highlighting the extreme donation ability of our developed systems.

Intrigued by these outstanding electronic properties, we decided to study the structure and bonding situation in bimetallic species by performing DFT calculations. To our delight, all the trends observed in the experimental IR spectra of **4a–b** and their Rh(I) complexes **5a–b** were essentially perfectly reproduced in the ν_{CO} frequency calculations (Table 1). The calculations yielded rather similar HOMOs localized at the [CpMn(CO)₂] moiety in both species (Fig. 2, top), but markedly different LUMOs for **5a** and **5b**, revealing the main contribution of PPh₃⁺ and [Rh(CO)₂] fragments, respectively (Fig. 2, bottom). The global AIM charge of the [Rh(CO)₂] fragment in complex **5b** was found to be slightly lower than that in the case of **5a** (0.171 vs. 0.177), consistent with a stronger electron donation of the PCy₃-derived ylide moiety. Interestingly, the AIM charge distribution in carbonyl ligands coordinating the Rh(I) center in bimetallic complexes was found to be quite asymmetrical, accumulating more electron density on the CO in the position *trans* to the *a*NHC ligand (–0.207 and –0.225 for **5a** and **5b**, respectively) than on those having the *cis* arrangement (ca. –0.160). An ETS-NOCV analysis of the NHC-ylide bonding (Fig. S4, see the ESI[†] for details)—beyond showing the major primary channel responsible for σ -donation from both

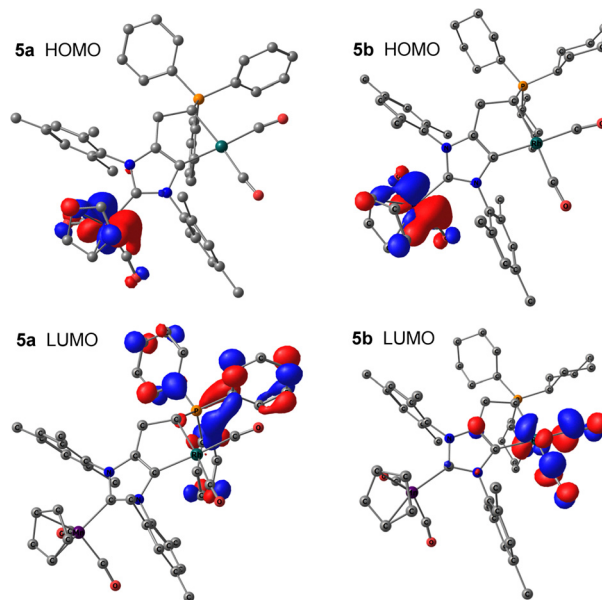
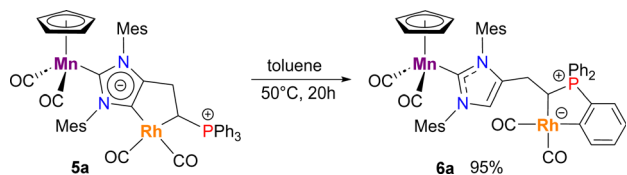


Fig. 2 Frontier molecular orbitals of complexes **5a** and **5b** (isosurface set at 0.05 a.u.).

C-ligands to the [Rh(CO)₂] unit—also revealed an additional channel for the *a*NHC moiety having ca. 40% weaker associated energy, with the charge flowing only to the metal atom and opposite CO ligand (Fig. S4, ESI[†]). These results seemed to indicate the anionic *a*NHC ligand to be a stronger σ -donor than neutral phosphonium ylide regardless of the occurrence of some π -retrodonation for the metal–carbene bond (Fig. S5, ESI[†]).

Unlike complex **5b**, which was observed to be stable in solution over long periods of time, its PPh₃⁺ analogue **5a** slowly transformed even at room temperature to another species, namely **6a**, isolated in 95% yield after being heated at 50 °C (Scheme 2). While IR and cyclic voltammetry data for [Rh(CO)₂] remained virtually unchanged (Table 1), both ν_{CO} frequencies (1912, 1845 cm^{-1})¹¹ and oxidation potential (–0.32 V vs.





Scheme 2 Transformation of complex **5a** into its isomer **6a** via cyclometallation with the phenyl ring of the phosphonium moiety.

Fc/Fc^+)²¹ of the Mn(I) center clearly indicated its coordination with a regular imidazol-2-ylidene ligand, which was consistent with the re-appearance of the characteristic ¹³C NMR resonance of the CH moiety belonging to the NHC backbone (δ_{C} 122.9 ppm). Finally, the presence of the coordinated ylide moiety (δ_{C} 22.5 ppm, dd, $^1J_{\text{CP}} = 32.2$ Hz, $^1J_{\text{CRh}} = 24.1$ Hz) and downfield signal at δ_{C} 181.6 (pseudo t, $^1J_{\text{CRh}} = ^2J_{\text{CP}} = 33.7$ Hz) characteristic for cyclometallated phosphonium fragment,¹⁷ unambiguously confirmed the structure of **6a** as a zwitterionic heterobimetallic MnRh species bearing a bidentate aryl/phosphonium ylide ligand. A preliminary hypothesis concerning the formation of complex **6a** might include the intramolecular activation of the *ortho*-C–H bond of a P⁺–Ph substituent by the electron-rich metal site followed by a reductive elimination of the *a*NHC ligand in a putative Rh(III) hydride intermediate. Despite an extensive use of Rh(I) derivatives in catalytic C–H functionalization,²⁸ this transformation represented the first example, to the best of our knowledge, of intramolecular sp² C–H functionalization in typically inert square-planar Rh(I) dicarbonyl complexes.²⁹

In summary, we have combined, for the first time, anionic abnormal carbene and phosphonium ylide to obtain structurally rigid *cis*-chelating ligands with extreme electron-donating properties. The incorporation of alkyl substituents at the phosphorus atom in such scaffolds improved both ligand donicity and stability of the resulting transition metal complexes. The application of these ligands in homogeneous catalysis as well as the studies on the comparison of electronic donation between *a*NHC and phosphonium ylide is currently ongoing in our group.

We thank the CNRS and Russian Science Foundation (grant no. 24-13-00283, theoretical studies) for financial support. M. E. K. is grateful to French Embassy in Morocco for a PhD mobility grant and the Centre National de la Recherche Scientifique et Technique (CNRS) of Morocco. Computational studies were performed using HPC resources from CALMIP (no. P18038).

Data availability

The data supporting this article have been included as part of the ESI.†

Conflicts of interest

There are no conflicts to declare.

Notes and references

- (a) Q. Zhao, G. Meng, S. P. Nolan and M. Szożtak, *Chem. Rev.*, 2020, **120**, 1981; (b) S. C. Sau, P. K. Hota, S. K. Mandal, M. Soleilhavou

- and G. Bertrand, *Chem. Soc. Rev.*, 2020, **49**, 1233; (c) Á. Vivancos, C. Segarra and M. Albrecht, *Chem. Rev.*, 2018, **118**, 9493; (d) M. Melaimi, R. Jazzar, M. Soleilhavou and G. Bertrand, *Angew. Chem., Int. Ed.*, 2017, **56**, 10046.
- (a) T.-Y. Li, S.-J. Zheng, P. I. Djurovich and M. E. Thompson, *Chem. Rev.*, 2024, **124**, 4332; (b) H. Amouri, *Chem. Rev.*, 2023, **123**, 230; (c) N. Sinha and O. S. Wenger, *J. Am. Chem. Soc.*, 2023, **145**, 4903.
- (a) Y. Wang, J.-P. Chang, R. Xu, S. Bai, D. Wang, G.-P. Yang, L.-Y. Sun, P. Li and Y.-F. Han, *Chem. Soc. Rev.*, 2021, **50**, 13559; (b) M. Koy, P. Bellotti, M. Das and F. Glorius, *Nat. Catal.*, 2021, **4**, 352.
- A. J. Arduengo, R. L. Harlow and M. Kline, *J. Am. Chem. Soc.*, 1991, **113**, 361.
- E. Aldeco-Perez, A. J. Rosenthal, B. Donnadiou, P. Parameswaran, G. Frenking and G. Bertrand, *Science*, 2009, **326**, 556.
- Y. Wang, Y. Xie, M. Y. Abraham, P. Wei, H. F. Schaefer, P. V. R. Schleyer and G. H. Robinson, *J. Am. Chem. Soc.*, 2010, **132**, 14370.
- The term abnormal NHC (*a*NHC) was first coined by Crabtree *et al.*, see: S. Gründemann, A. Kovacevic, M. Albrecht, J. W. Faller Robert and H. Crabtree, *Chem. Commun.*, 2001, 2274.
- For a general review on ditopic NHC (*d*NHC), see: J. B. Waters and J. M. Goicoechea, *Coord. Chem. Rev.*, 2015, **293–294**, 80.
- H. V. Huynh, *Chem. Rev.*, 2018, **118**, 9457.
- J. C. Bernhammer, G. Frison and H. V. Huynh, *Chem. – Eur. J.*, 2013, **19**, 12892.
- A. A. Grineva, O. A. Filippov, Y. Canac, J. B. Sortais, S. E. Nefedov, N. Lugan, V. César and D. A. Valyaev, *Inorg. Chem.*, 2021, **60**, 4015.
- (a) D. A. Valyaev and Y. Canac, *Dalton Trans.*, 2021, **50**, 16434; (b) J. Handelman, C. N. Babu, H. Steinert, C. Schwarz, T. Scherpf, A. Kroll and V. H. Gessner, *Chem. Sci.*, 2021, **12**, 4329; (c) E. P. Urriolabeitia, *Top. Organomet. Chem.*, 2010, **30**, 15.
- (a) C. Mohapatra, L. Scharf, T. Scherpf, B. Mallick, K.-S. Feichtner, C. Schwarz and V. H. Gessner, *Angew. Chem., Int. Ed.*, 2019, **58**, 7459; (b) T. Scherpf, K. S. Feichtner and V. H. Gessner, *Angew. Chem., Int. Ed.*, 2017, **56**, 3275; (c) L. T. Scharf and V. H. Gessner, *Inorg. Chem.*, 2017, **56**, 8599.
- Y. Canac, C. Lepetit, M. Abdallah, C. Duhayon and R. Chauvin, *J. Am. Chem. Soc.*, 2008, **130**, 8406.
- M. El Kadiri, A. Chihab, R. Taakili, C. Duhayon, D. A. Valyaev and Y. Canac, *Organometallics*, 2022, **41**, 456.
- (a) I. Benaissa, R. Taakili, N. Lugan and Y. Canac, *Dalton Trans.*, 2017, **46**, 12293; (b) Y. Canac, C. Duhayon and R. Chauvin, *Angew. Chem., Int. Ed.*, 2007, **46**, 6313.
- (a) M. Ameskal, R. Taakili, E. S. Gulyaeva, C. Duhayon, J. Willot, N. Lugan, C. Lepetit, D. A. Valyaev and Y. Canac, *Inorg. Chem.*, 2023, **62**, 20129; (b) R. Taakili, C. Barthes, C. Lepetit, C. Duhayon, D. A. Valyaev and Y. Canac, *Inorg. Chem.*, 2021, **60**, 12116.
- C. Barthes, C. Bijani, N. Lugan and Y. Canac, *Organometallics*, 2018, **37**, 673.
- Y. Canac and C. Lepetit, *Inorg. Chem.*, 2017, **56**, 667.
- A. A. Grineva, D. A. Valyaev, V. César, O. A. Filippov, V. N. Khrestalev, S. E. Nefedov and N. Lugan, *Angew. Chem., Int. Ed.*, 2018, **57**, 7986.
- R. Brousses, V. Maurel, J.-M. Mouesca, V. César, N. Lugan and D. A. Valyaev, *Dalton Trans.*, 2021, **50**, 14264.
- (a) A. A. Grineva, O. A. Filippov, S. E. Nefedov, N. Lugan, V. César and D. A. Valyaev, *Organometallics*, 2019, **38**, 2330; (b) D. A. Valyaev, M. A. Uvarova, A. A. Grineva, V. César, S. N. Nefedov and N. Lugan, *Dalton Trans.*, 2016, **45**, 11953.
- (a) F. M. Chadwick, B. F. E. Curchod, R. Scopelliti, F. F. Tirani, E. Solari and K. Severin, *Angew. Chem., Int. Ed.*, 2019, **58**, 1764; (b) M. Brill, D. Marwitz, F. Rominger and P. Hofmann, *J. Organomet. Chem.*, 2014, **775**, 137.
- (a) I. Popovici, C. Barthes, T. Tannoux, C. Duhayon, N. Casaretto, A. Monari, A. Auffrant and Y. Canac, *Inorg. Chem.*, 2023, **62**, 2376; (b) R. Zurawinski, B. Donnadiou, M. Mikolajczyk and R. Chauvin, *Organometallics*, 2003, **22**, 4810.
- M. Asay, B. Donnadiou, A. Baceiredo, M. Soleilhavou and G. Bertrand, *Inorg. Chem.*, 2008, **47**, 3949.
- G. Guisado-Barrios, J. Bouffard, B. Donnadiou and G. Bertrand, *Organometallics*, 2011, **30**, 6017.
- K. Azouzi, C. Duhayon, I. Benaissa, N. Lugan, Y. Canac, S. Bastin and V. César, *Organometallics*, 2018, **37**, 4726.
- (a) Y. Zhang, J.-J. Zhang, L. Lou, R. Lin, N. Cramer, S.-G. Wang and Z. Chen, *Chem. Soc. Rev.*, 2024, **53**, 3457; (b) C.-X. Liu, S.-Y. Yin, F. Zhao, H. Yang, Z. Feng, Q. Gu and S.-L. You, *Chem. Rev.*, 2023, **123**, 10079.
- Upon UV irradiation complex [Tp*Rh(CO)₂] was shown to activate the C–H bond in arenes and alkanes, see: C. K. Ghosh and W. A. G. Graham, *J. Am. Chem. Soc.*, 1987, **109**, 4726.

