



HAL
open science

New insights into the consequences of different interplanetary conditions on the near-Hermean environment

Emanuele Cazzola, D. Fontaine, Ronan Modolo

► **To cite this version:**

Emanuele Cazzola, D. Fontaine, Ronan Modolo. New insights into the consequences of different interplanetary conditions on the near-Hermean environment. PNST2024, Jan 2024, Marseille, France. hal-04926706

HAL Id: hal-04926706

<https://hal.science/hal-04926706v1>

Submitted on 3 Feb 2025

HAL is a multi-disciplinary open access archive for the deposit and dissemination of scientific research documents, whether they are published or not. The documents may come from teaching and research institutions in France or abroad, or from public or private research centers.

L'archive ouverte pluridisciplinaire **HAL**, est destinée au dépôt et à la diffusion de documents scientifiques de niveau recherche, publiés ou non, émanant des établissements d'enseignement et de recherche français ou étrangers, des laboratoires publics ou privés.

New insights into the consequences of different interplanetary conditions on the near-Hermean environment



Laboratoire de Physique des Plasmas

Emanuele Cazzola⁽¹⁾, Dominique Fontaine⁽¹⁾, Ronan Modolo⁽²⁾

(1) Laboratoire de Physique des Plasmas (LPP)

(2) Laboratoire ATMospheres, Observations Spatiales (LATMOS)

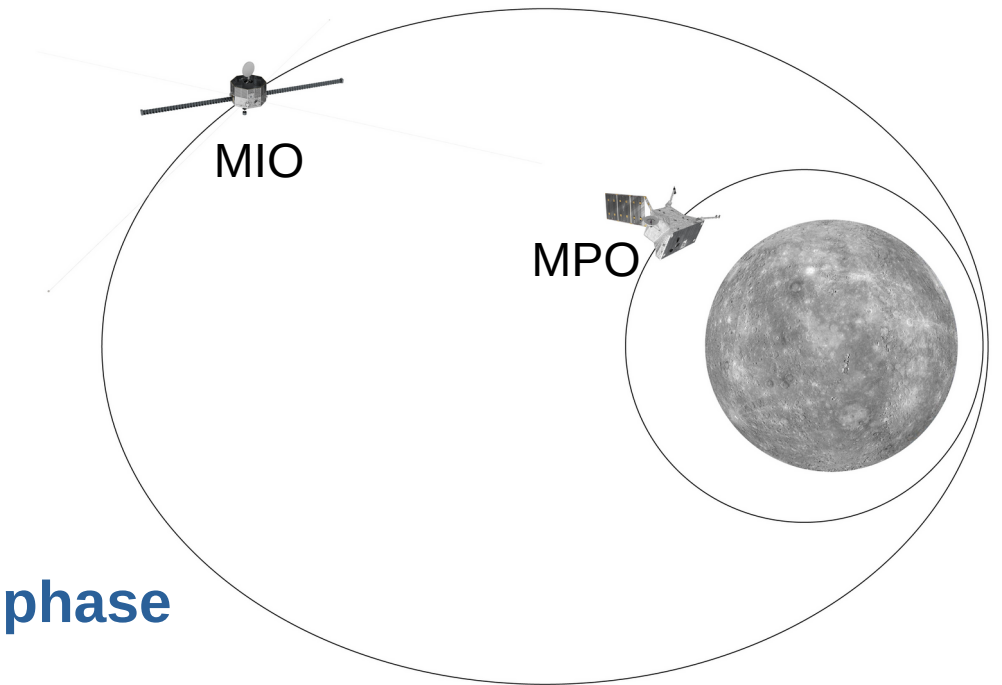
Magnétosphère de mErcure lors de TempêtEs sOlaires (METEO) IPI project

BepiColombo Mission

Why do we need it ?



- Past visits to Mercury: MARINER-10 [fly-bys], MESSENGER [fly-bys + orbit]
→ single spacecrafts !
- **BepiColombo: ESA-JAXA two orbiters mission :**
 - Mercury Planetary Orbiter (MPO)
 - Mercury Magnetospheric Orbiter (MMO / MIO)
- **Launch: 20 October 2018**
- **Arrival at Mercury: 5 December 2025**
- **9 (Earth-Venus-Mercury) fly-bys before operative phase**



First observations of the coupled Solar Wind – Inner Magnetosphere dynamics !

BepiColombo insights



Global simulations insights

Magnétosphère de mErcure lors de TempêtEs sOlaires (METEO) project



What questions do we want to address ?

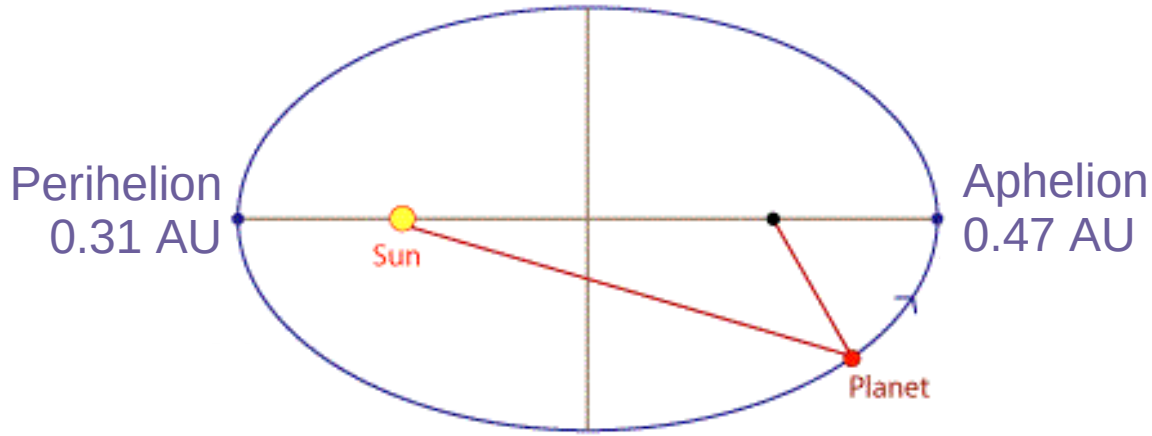
- **weak magnetic field + intense & highly variable interplanetary conditions**
 - boundaries possibly squeezed close/into the surface ?
 - interplanetary particles precipitation rate dynamics ?
- **planetary heavy ions dynamics (exosphere), such as Na, K, O, ...**
 - How does their dynamics change along the orbit and with different SW velocity ?
- **possible presence of a current system**
 - intensity and pattern in such a different and dynamical magnetic environment ?
 - where does it close to in absence of ionosphere ?
- **properties of bow-shock and foreshock**
 - Quasi-radial properties under intense SW conditions
 - same structures (i.e., SLAMS or plasmoids) ?
- **Also ... how do all the above respond under extreme solar events ?**



3D global hybrid simulations (LatHyS)

Interplanetary Environments

Scenarios feats



- Comparing Aphelion vs Perihelion conditions
- Comparing slow vs fast winds effects
- Poorly simulated quasi-radial scenario
- Comparing effects of different D_p & M_A

values from Sun+2022

	Interplanetary Medium @ Mercury				Interplanetary Medium @ Earth
	Aphelion SSW	Aphelion FSW	Perihelion SSW	Perihelion FSW	average
B [nT]	15		45		6-10
N [cm-3]	40		100		3-10
V [km.s-1]	250	450	250	450	250-700
T [K]	3e4 ($\beta = 0.18$)		1.5e5 ($\beta = 0.26$)		$\beta \geq 1$
Clock angle	25°		17°		45°
Cone angle	0°		0°		0°
Dynamic pressure - D_p [nPa]	4.18	13.54	10.45	33.87	1-6
Alfvénic Mach number - M_A	4.8	8.6	2.53	4.56	3-10

$$M_A = \frac{V_{SW}}{V_A}$$

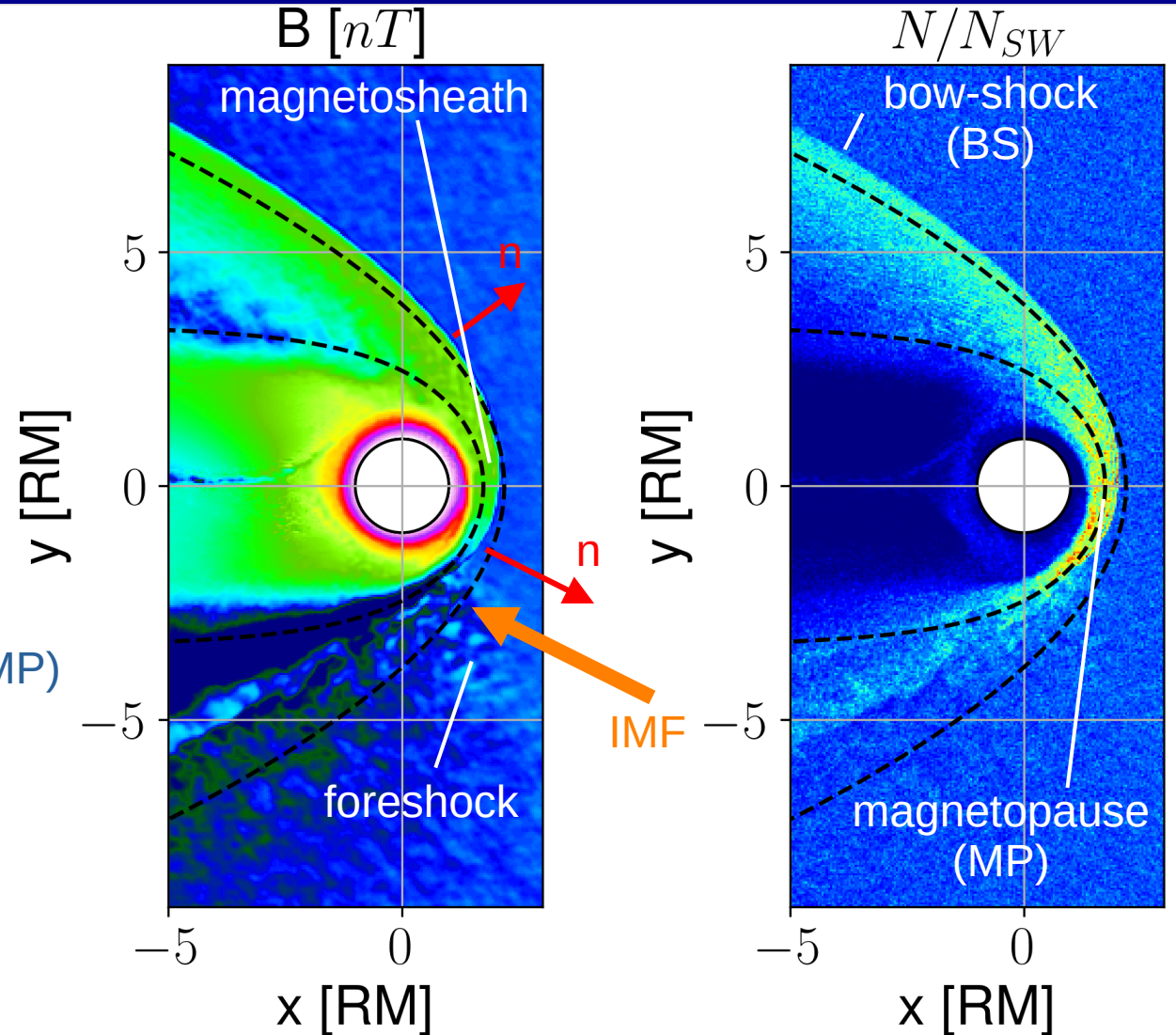
$$D_p = \rho_{SW} V_{SW}^2$$

Global Scale Magnetic System Dynamics

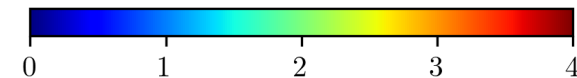
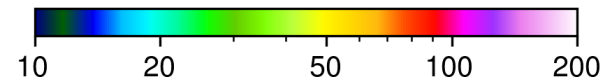
Aphelion Slow Solar Wind (low dynamic pressure and Alfvénic Mach number)



	15
N [cm ⁻³]	40
V [km.s ⁻¹]	250
T [K]	3e4 ($\beta = 0.18$)
Clock angle	25
Cone angle	0
D _p [nPa]	4.18
M _A	4.8



model by Winslow+ 2013



- Development of an Earth-like magnetic system (BS & MP)
- BS / MP well described by a paraboloid and by models
 - * e.g., Winslow+ 2013
- Foreshock and its effects on the bow-shock boundary
 - * Magnetosheath thinned and limited to one side
 - * Current possibly connected with magnetosphere

Global Scale Magnetic System Dynamics

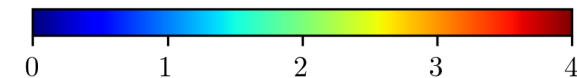
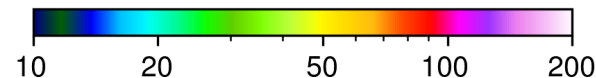
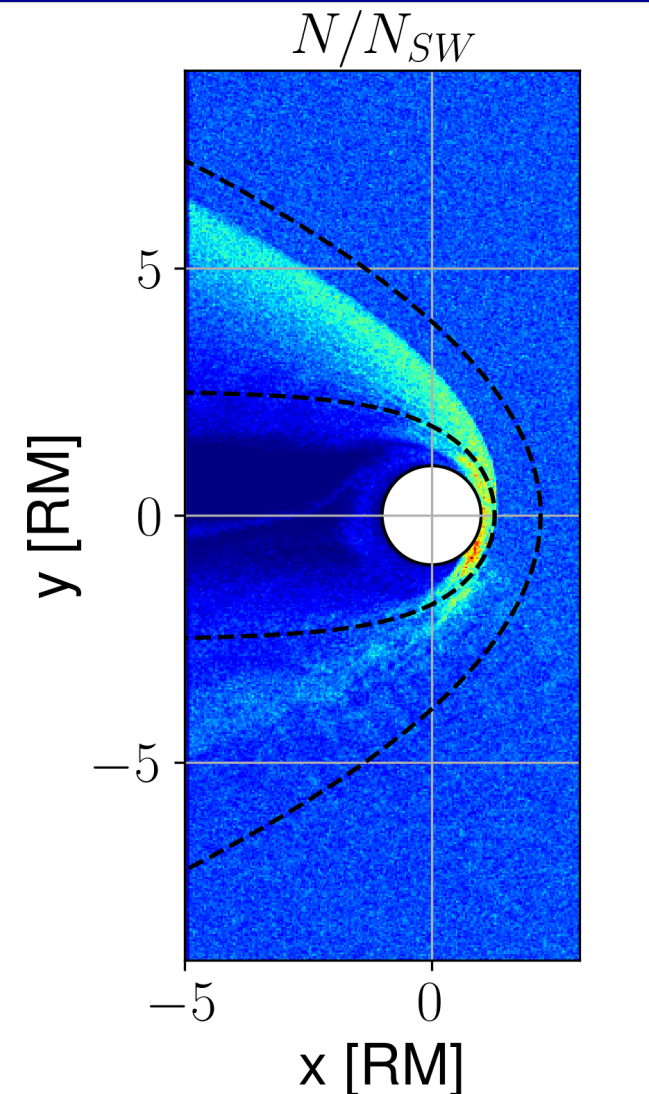
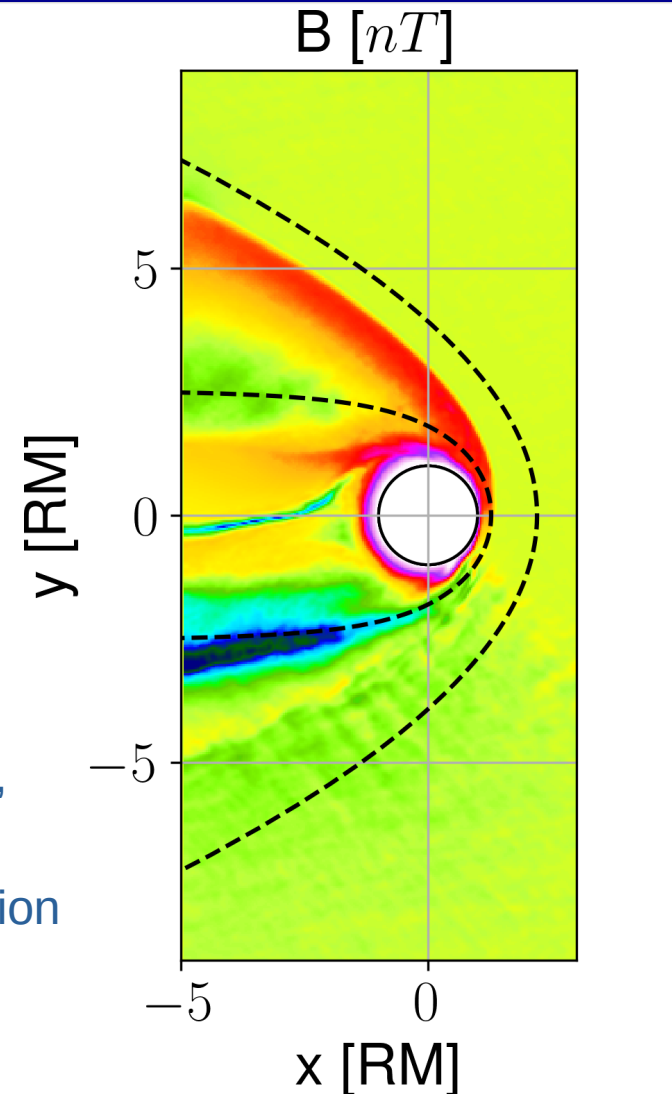
Perihelion Fast Solar Wind (increasing dynamic pressure)



	45
N [cm ⁻³]	100
V [km.s ⁻¹]	450
T [K]	1.5e5 ($\beta = 0.26$)
Clock angle	17
Cone angle	0
D _p [nPa]	33.87
M _A	4.56

- Bow-shock highly compressed
- Bow-shock shape globally represented by a paraboloid, yet reduced size compared to model
- Departs from paraboloid description in the subsolar region
- Very thin magnetosheath
- Intense foreshock

model by Winslow+ 2013

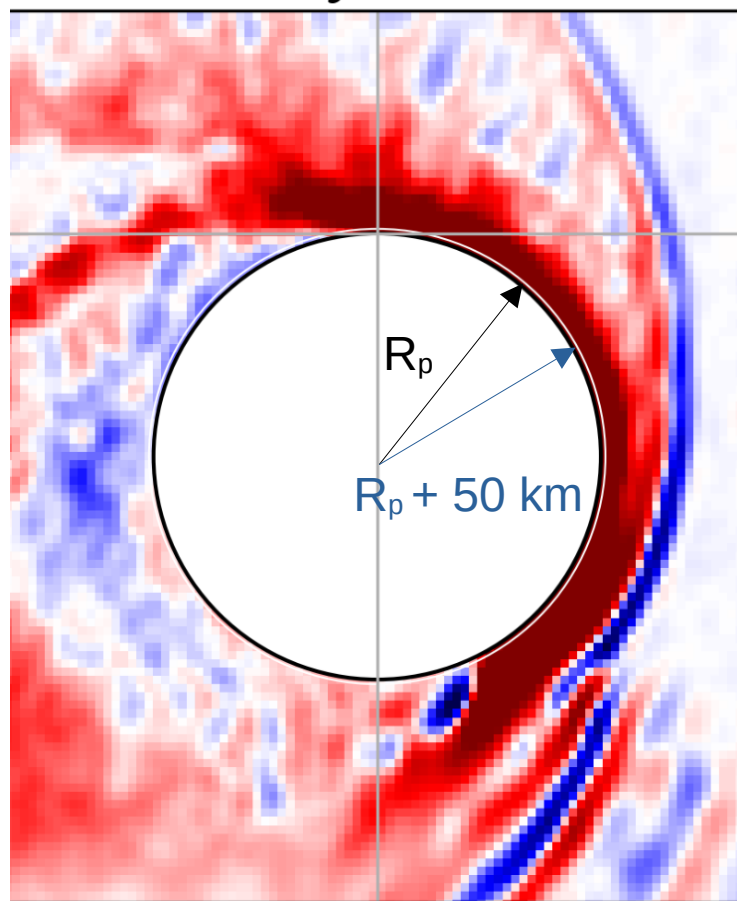


Precipitating Interplanetary Ions Flux

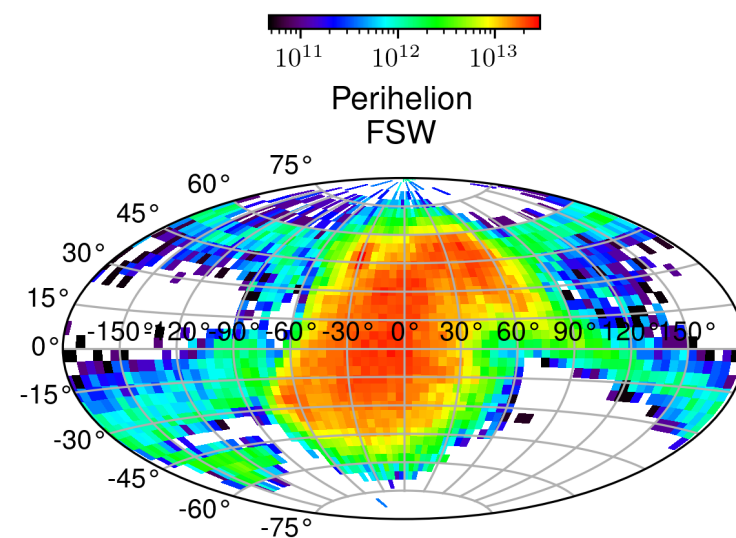
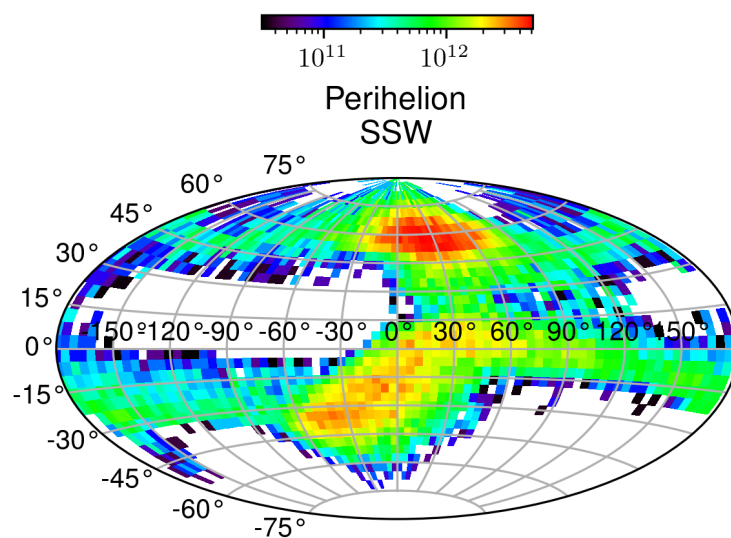
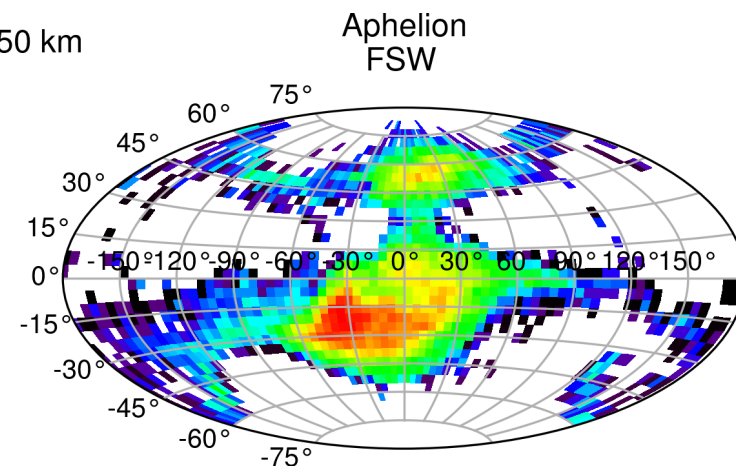
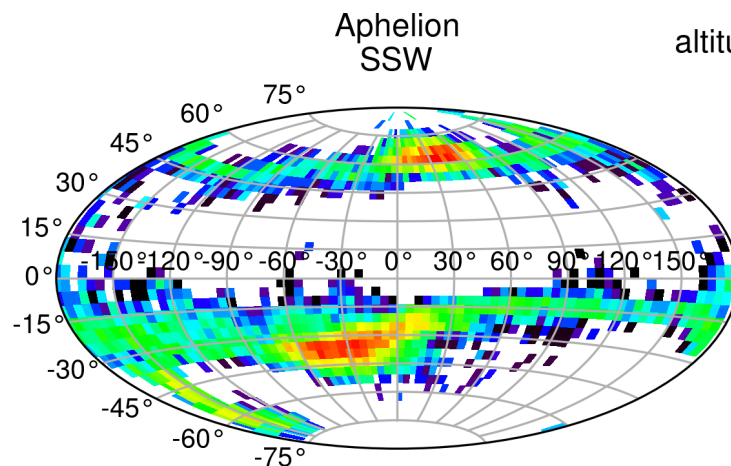
Planetary Maps



Jy-XY



0
x [RM]



10¹¹ 10¹² 10¹³

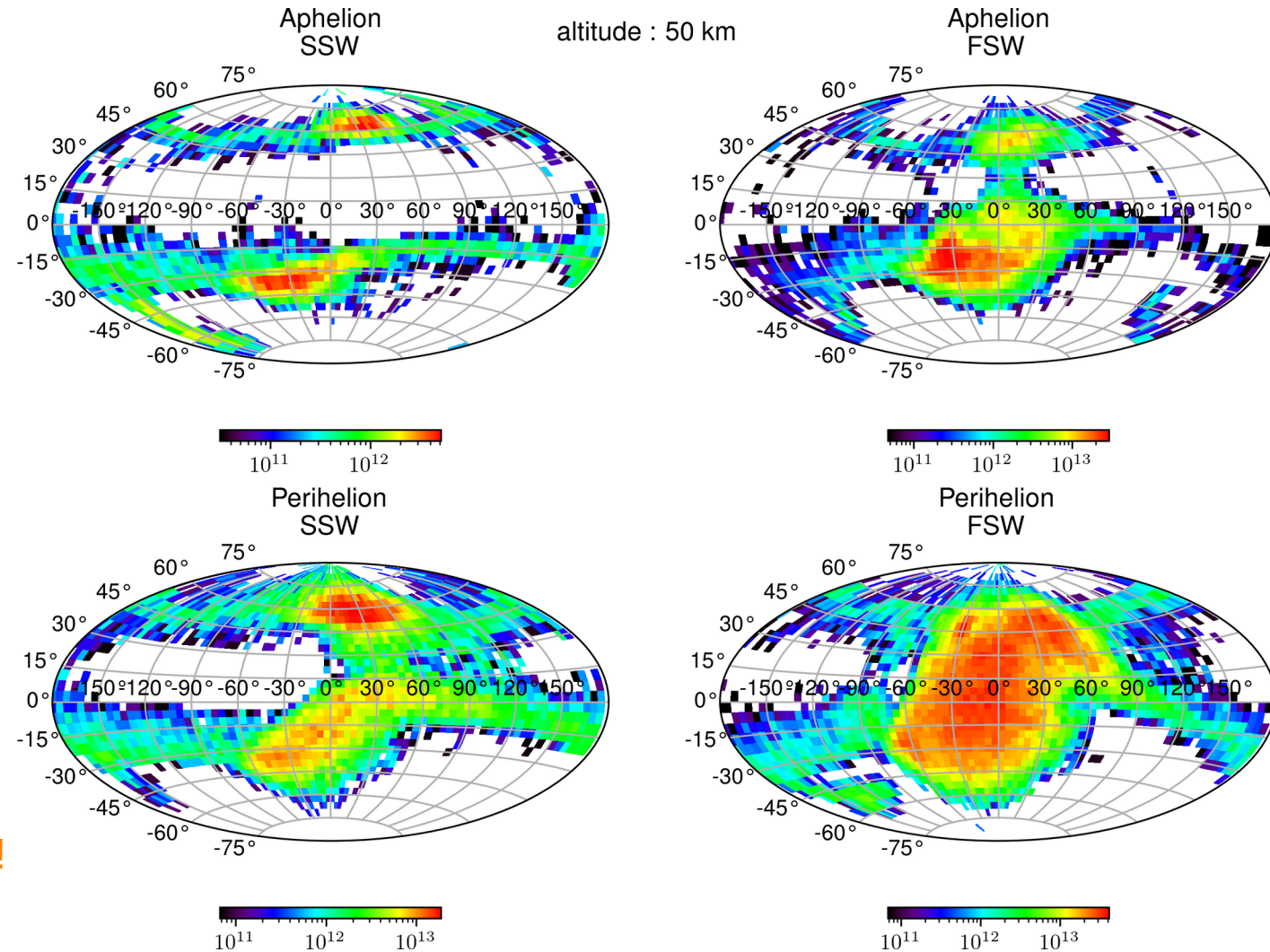
10¹¹ 10¹² 10¹³

Precipitating Interplanetary Ions Flux

Space distribution

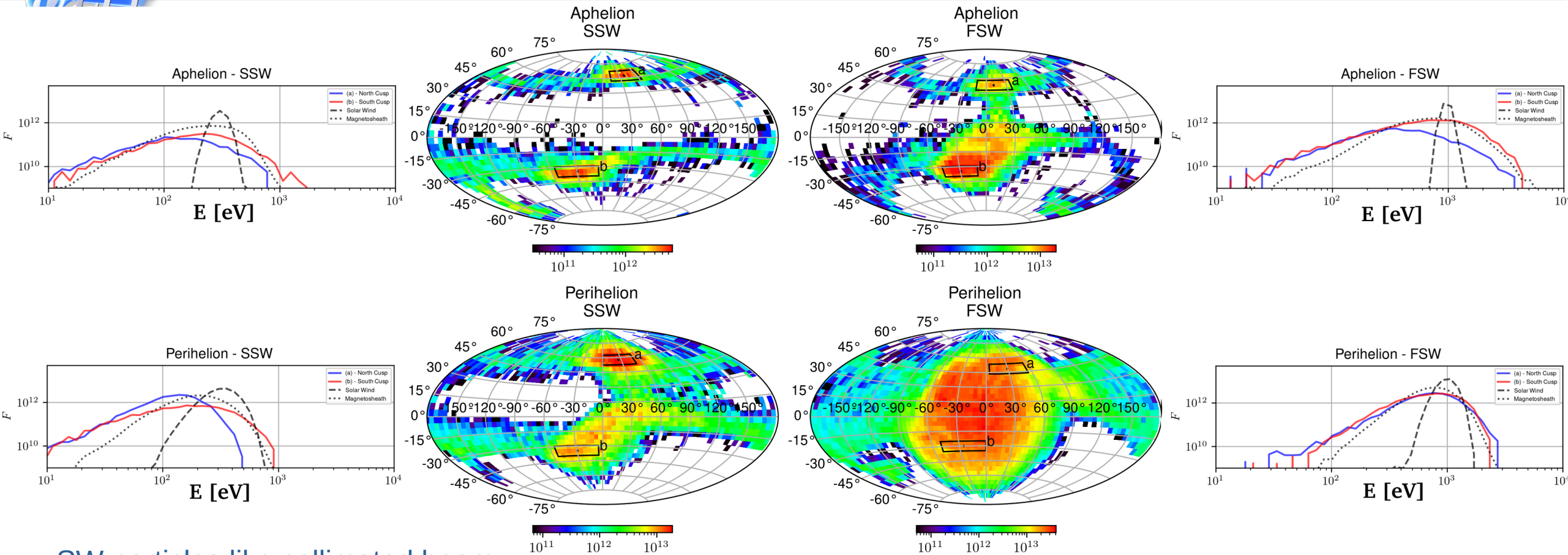


- Cusp precipitation peaks in all cases
- Cusp peaks
 - * displaced from meridian plane
 - * higher latitudes in SSW
 - * lower latitudes in FSW
 - * southern cusp larger for Aphelion
 - * northern cusp larger for Perihelion
- Significant equatorial signatures in Perihelion
- Upon severe conditions (PFSW), particles able to precipitate all over the subsolar region
 - expected outcome in case of solar events !



Precipitating Interplanetary Ions Flux

Energy distribution



- SW particles like collimated beam
- Magnetosheath particles hotter and more energetic
- Particles precipitating into southern cusps globally more energetic than those into northern cusps
- E distribution more in line with Msh E distribution
- Flux peaks E always $<$ SW flux peak E

E [eV]

Conclusions & Outlook

What did we learn so far ?



- Mercury's near-planet environment dynamics highly affected with the interplanetary conditions
 - different interplanetary conditions along its orbit → significant different response
 - difficult to predict it with statistical-based models
 - average conditions
 - mostly polar observations
 - difficult interpretation in certain regions
 - importance of foreshock
 - strong influence bow-shock behavior
 - planetary magnetic boundaries can be remarkably compressed (FSW and/or Perihelion)
 - interplanetary particles can interact with planet's surface :
 - from the polar cusps
 - but also at equatorial level in highly compressed scenarios
 - most of particles coming from magnetosheath
- multi-spacecraft missions - global computer simulations synergy for a mutual predictive/orientative strategy
- **in case of extreme solar events (CMEs or CIRs), the situation can become even more severe**

Thank you !

Q&A



Laboratoire de Physique des Plasmas