



HAL
open science

Publisher correction: Multicolor multiscale brain imaging with chromatic multiphoton serial microscopy

Lamiae Abdeladim, Katherine S Matho, Solène Clavreul, Pierre Mahou, Jean-Marc Sintès, Xavier Solinas, Ignacio Arganda-Carreras, Stephen G Turney, Jeff W Lichtman, Anatole Chessel, et al.

► To cite this version:

Lamiae Abdeladim, Katherine S Matho, Solène Clavreul, Pierre Mahou, Jean-Marc Sintès, et al.. Publisher correction: Multicolor multiscale brain imaging with chromatic multiphoton serial microscopy. Nature Communications, 2019, 10, pp.2160. 10.1038/s41467-019-10225-w . hal-04924410

HAL Id: hal-04924410

<https://hal.science/hal-04924410v1>

Submitted on 31 Jan 2025

HAL is a multi-disciplinary open access archive for the deposit and dissemination of scientific research documents, whether they are published or not. The documents may come from teaching and research institutions in France or abroad, or from public or private research centers.

L'archive ouverte pluridisciplinaire **HAL**, est destinée au dépôt et à la diffusion de documents scientifiques de niveau recherche, publiés ou non, émanant des établissements d'enseignement et de recherche français ou étrangers, des laboratoires publics ou privés.











Distributed under a Creative Commons Attribution 4.0 International License

<https://doi.org/10.1038/s41467-019-10225-w>

OPEN

Publisher Correction: Multicolor multiscale brain imaging with chromatic multiphoton serial microscopy

Lamiae Abdeladim¹, Katherine S. Matho^{1,2,3}, Solène Clavreul ², Pierre Mahou¹, Jean-Marc Sintes¹, Xavier Solinas¹, Ignacio Arganda-Carreras ^{4,5,6}, Stephen G. Turney⁷, Jeff W. Lichtman ⁷, Anatole Chessel ¹, Alexis-Pierre Bemelmans ⁸, Karine Loulier ², Willy Supatto¹, Jean Livet ² & Emmanuel Beaurepaire ¹

Correction to: *Nature Communications* <https://doi.org/10.1038/s41467-019-09552-9>, published online 10 April 2019.

The original version of this Article contained errors in the author affiliations.

Affiliation 4 incorrectly read ‘University of the Basque Country (Ikerbasque), University of the Basque Country and Donostia International Physics Center, San Sebastian 20018, Spain.’

Also, the affiliations of Ignacio Arganda-Carreras with ‘IKERBASQUE, Basque Foundation for Science, Bilbao, 48013, Spain’ and ‘Donostia International Physics Center (DIPC), San Sebastian, 20018, Spain’ were inadvertently omitted.

Additionally, the third sentence of the first paragraph of the Results section entitled ‘Multicontrast organ-scale imaging with ChroMS microscopy’ incorrectly read ‘For example, one can choose $\lambda_1 = 850$ and $\lambda_2 = 110$ nm for optimal two-photon excitation of blue and red chromophores.’ The correct version reads ‘ $\lambda_2 = 1100$ nm’ instead of ‘ $\lambda_2 = 110$ nm’. These errors have now been corrected in the PDF and HTML versions of the Article.

Published online: 09 May 2019



Open Access This article is licensed under a Creative Commons Attribution 4.0 International License, which permits use, sharing, adaptation, distribution and reproduction in any medium or format, as long as you give appropriate credit to the original author(s) and the source, provide a link to the Creative Commons license, and indicate if changes were made. The images or other third party material in this article are included in the article's Creative Commons license, unless indicated otherwise in a credit line to the material. If material is not included in the article's Creative Commons license and your intended use is not permitted by statutory regulation or exceeds the permitted use, you will need to obtain permission directly from the copyright holder. To view a copy of this license, visit <http://creativecommons.org/licenses/by/4.0/>.

© The Author(s) 2019

¹Laboratory for Optics and Biosciences, Ecole polytechnique, CNRS, INSERM, IP Paris, Palaiseau 91128, France. ²Sorbonne Université, INSERM, CNRS, Institut de la Vision, 17 rue Moreau, Paris 75012, France. ³Cold Spring Harbor Laboratory, Cold Spring Harbor 11724 NY, USA. ⁴Department of Computer Science and Artificial Intelligence, University of the Basque Country, San Sebastian 20018, Spain. ⁵IKERBASQUE, Basque Foundation for Science, Bilbao 48013, Spain. ⁶Donostia International Physics Center (DIPC), San Sebastian 20018, Spain. ⁷Center for Brain Science and Department of Molecular and Cellular Biology, Harvard University, Cambridge 02138 MA, USA. ⁸Neurodegenerative Diseases Laboratory, Molecular Imaging Research Center, Institut de Biologie François Jacob, CEA, CNRS, Université Paris-Sud, Fontenay-aux-Roses 92265, France. These authors contributed equally: Solène Clavreul, Pierre Mahou. Correspondence and requests for materials should be addressed to J.L. (email: jean.livet@inserm.fr) or to E.B. (email: emmanuel.beaurepaire@polytechnique.edu)