



HAL
open science

MILADY (Matrix+Linear Diagram): Visual Exploration and Edition of Multivariate Graphs for Computer Networks Management

Mathieu Guglielmino, Francesco Bronzino, Arnaud Sallaberry, Sébastien Monnet

► To cite this version:

Mathieu Guglielmino, Francesco Bronzino, Arnaud Sallaberry, Sébastien Monnet. MILADY (Matrix+Linear Diagram): Visual Exploration and Edition of Multivariate Graphs for Computer Networks Management. EUROVIS, Jun 2023, Leipzig, Germany. The Eurographics Association, 2023, <10.2312/evp.20231063>. <hal-04912240>

HAL Id: hal-04912240

<https://hal.science/hal-04912240v1>

Submitted on 26 Jan 2025

HAL is a multi-disciplinary open access archive for the deposit and dissemination of scientific research documents, whether they are published or not. The documents may come from teaching and research institutions in France or abroad, or from public or private research centers.

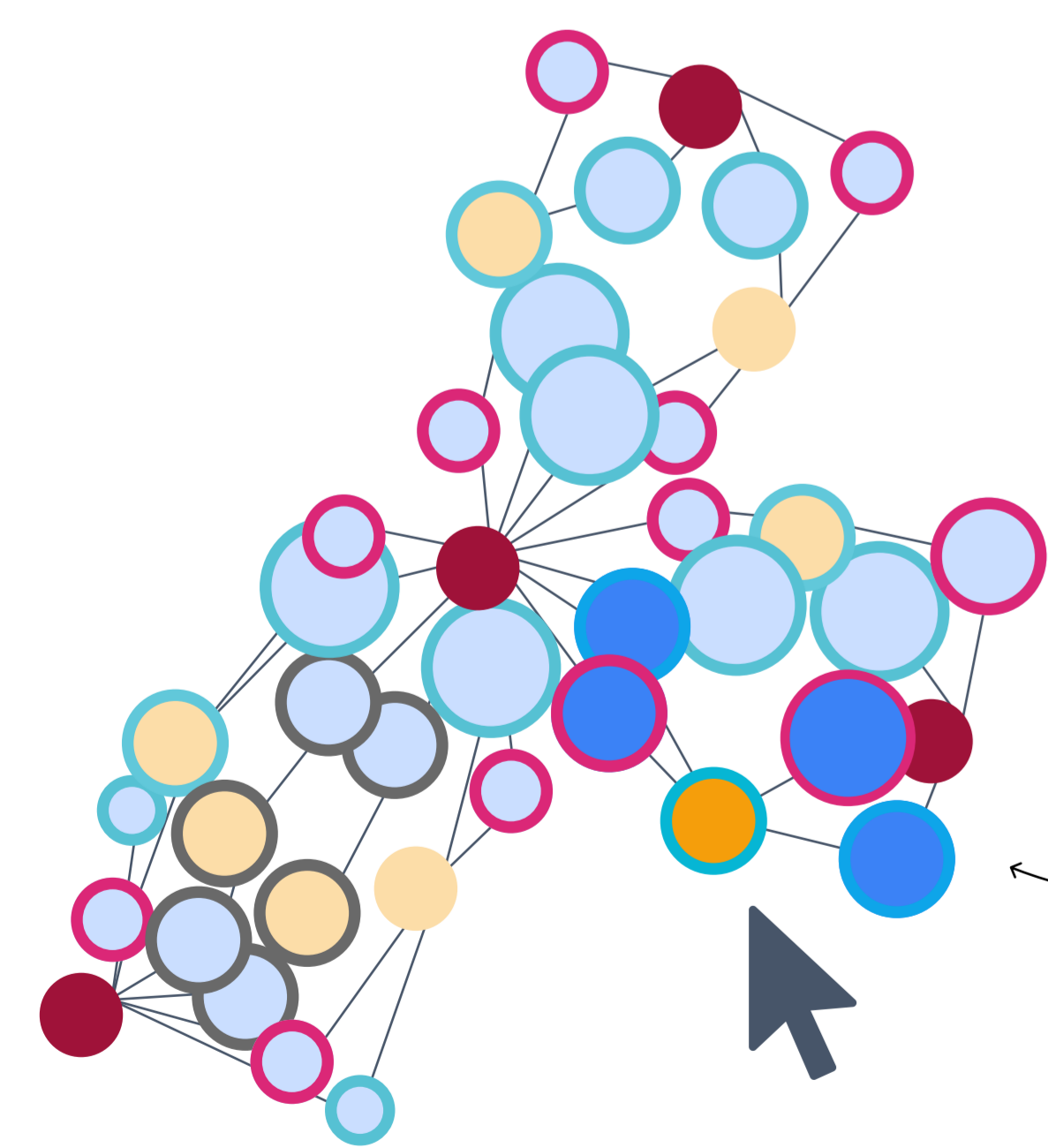
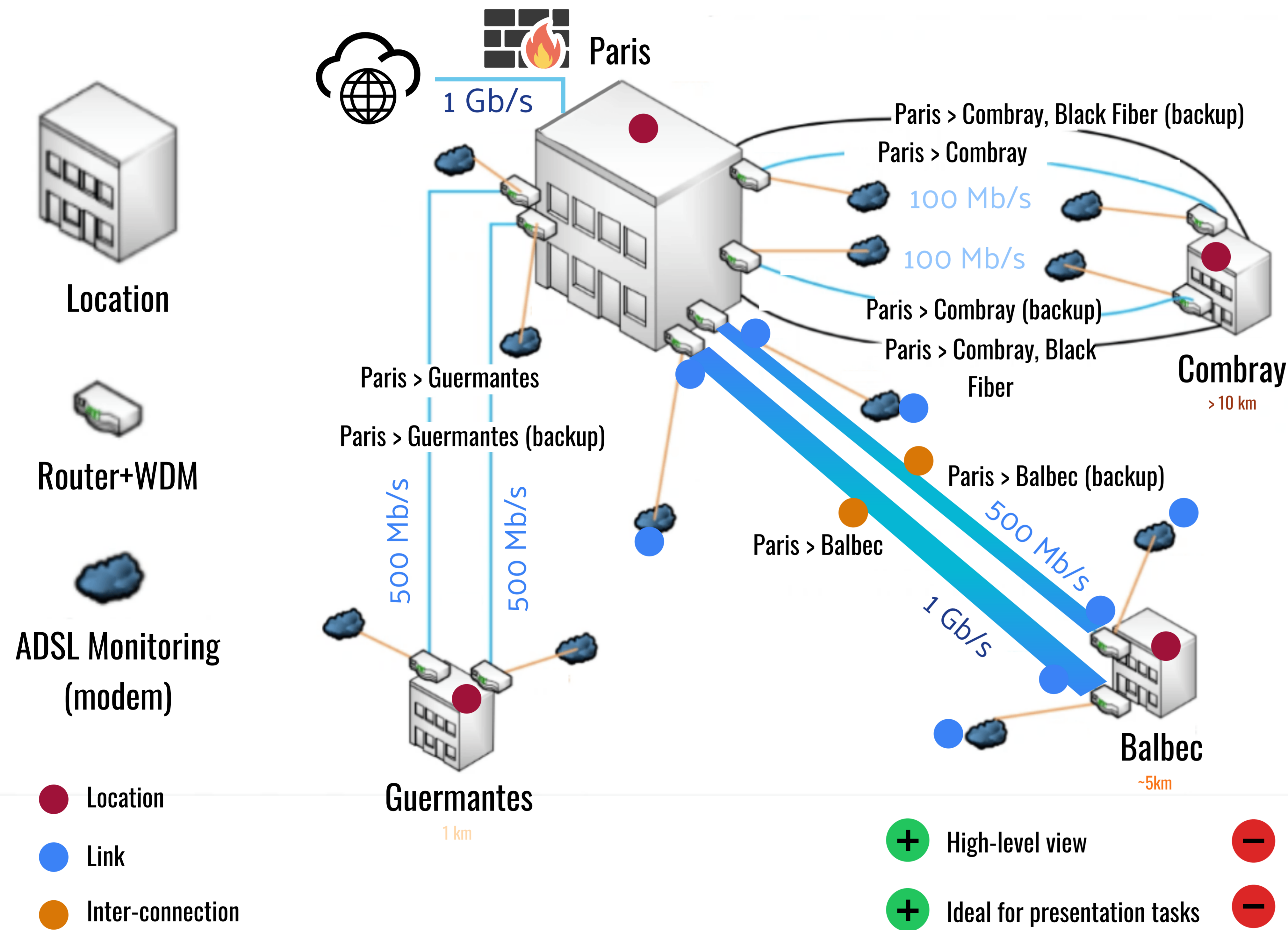
L'archive ouverte pluridisciplinaire **HAL**, est destinée au dépôt et à la diffusion de documents scientifiques de niveau recherche, publiés ou non, émanant des établissements d'enseignement et de recherche français ou étrangers, des laboratoires publics ou privés.



HAL Authorization

Before

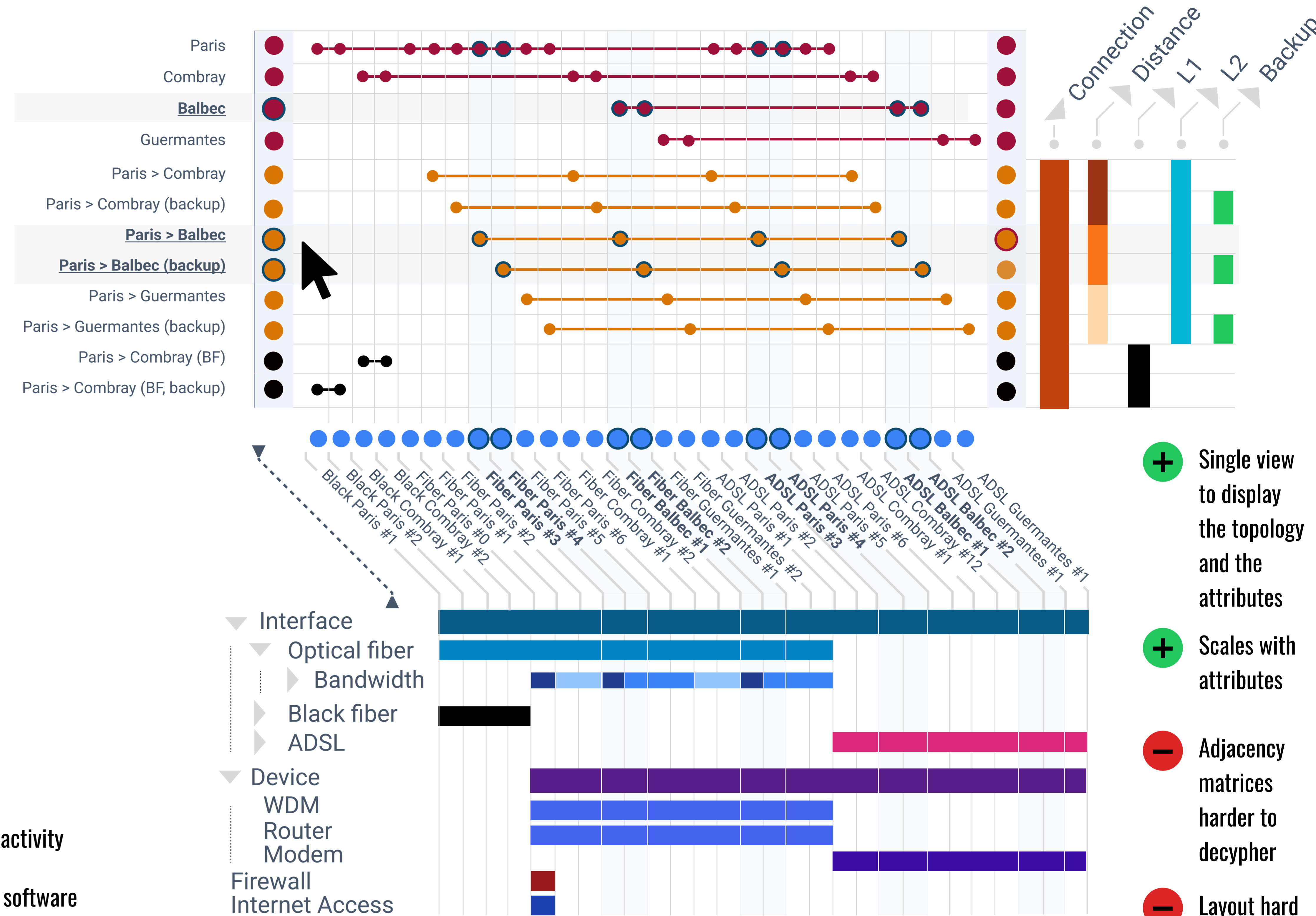
Typical representation of network topologies



- + Easy to follow paths
- + Easy to learn and understand
- Limited attributes visualization (on-node encoding)
- Edges hard to edit,
- Clutter,
- Interactions on individual entities

Milady

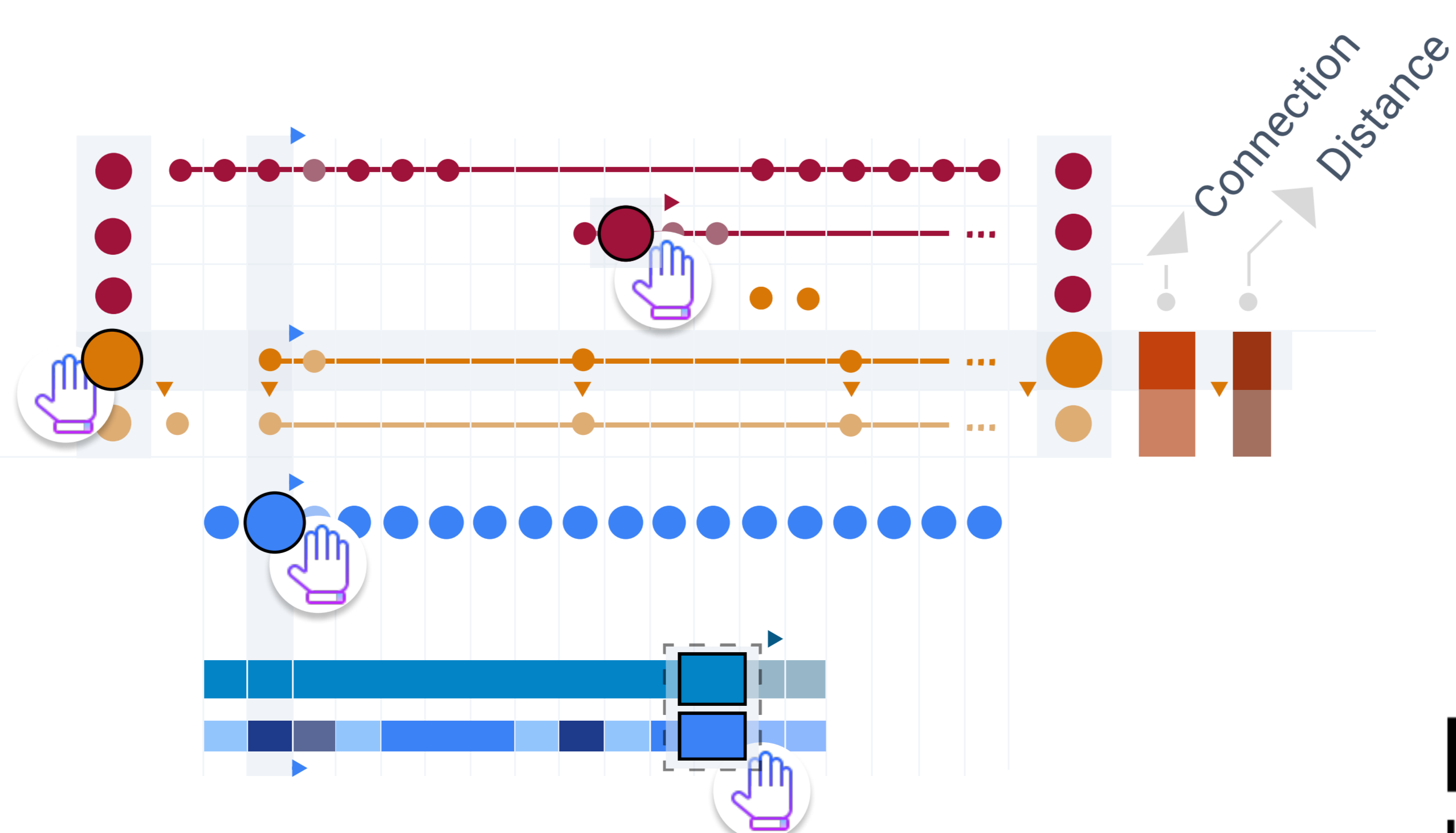
Display topology and attributes in a single view



- + Single view to display the topology and the attributes
- + Scales with attributes
- Adjacency matrices harder to decypher
- Layout hard to optimize

Node-Edge Diagram

Drag gestures



- + Natural interactions
- + Direct manipulation
- Hard to consider subgraphs

Contact mathieu.guglielmino@ens-lyon.fr
 2nd year PhD student @guglimat
 • ENS de Lyon (HoWNeT)
 • Université Savoie Mont-Blanc (LISTIC)

References

- GLADISCH S., TOMINSKI C.: *Toward Integrated Exploration and Manipulation of Data Attributes in Graphs* (2014)
- LEBIEDNIK B. et al., *A Survey and Evaluation of Data Center Network Topologies* (2016)
- MOGUL J. C. et al, *Experiences with modeling network topologies at multiple levels of abstraction* (2020)
- NOBRE C. et al., *The state of the art in visualizing multivariate networks* (2019)
- VALDIVIA P. et al.: *Analyzing dynamic hypergraphs with parallel aggregated ordered hypergraph visualization* (2021)

