



HAL
open science

Transmit Power Optimization in Multihop Amplify-and-Forward Relay Systems with Simultaneous Wireless Information and Power Transfer

Kunju Kim, Derek Kwaku Pobi Asiedu, Prince Anokye, Eunkyung Kim,
Kyoung-Jae Lee

► To cite this version:

Kunju Kim, Derek Kwaku Pobi Asiedu, Prince Anokye, Eunkyung Kim, Kyoung-Jae Lee. Transmit Power Optimization in Multihop Amplify-and-Forward Relay Systems with Simultaneous Wireless Information and Power Transfer. *Electronics*, 2024, 13 (21), pp.4232. <10.3390/electronics13214232>. <hal-04910052>

HAL Id: hal-04910052

<https://hal.science/hal-04910052v1>

Submitted on 24 Jan 2025

HAL is a multi-disciplinary open access archive for the deposit and dissemination of scientific research documents, whether they are published or not. The documents may come from teaching and research institutions in France or abroad, or from public or private research centers.

L'archive ouverte pluridisciplinaire **HAL**, est destinée au dépôt et à la diffusion de documents scientifiques de niveau recherche, publiés ou non, émanant des établissements d'enseignement et de recherche français ou étrangers, des laboratoires publics ou privés.



Distributed under a Creative Commons CC BY 4.0 - Attribution - International License

Transmit Power Optimization in Multi-hop AF Relay Systems with Simultaneous Wireless Information and Power Transfer

Kunju Kim ¹ , Derek Kwaku Pobi Asiedu ² , Prince Anokye ² , Eunkyung Kim ³ , and Kyoung-Jae Lee ^{1,*} 

¹ Department of Electronic Engineering, Hanbat National University, Daejeon, South Korea; golho2006@naver.com (K.K.)

² IMT Atlantique, Brest 29200, France; derek.asiedu@imt-atlantique.fr (D.K.P.A.); prince.anokye@imt-atlantique.fr (P.A.)

³ Department of Artificial Intelligence Software, Hanbat National University, Daejeon, South Korea; ekim@hanbat.ac.kr (E.K.)

* Correspondence: kyoungjae@hanbat.ac.kr; Tel.: +82-42-821-1730

Abstract: In this paper, we study a multi-hop amplify-and-forward (AF) simultaneous wireless information and power transmission (SWIPT) relay system. Each relay node harvests power using a power split (PS) method from a portion of the received signal, amplifies the remaining received signal, and passes it to the next relay. Based on this system model and signal flow, we derived and solved the convex power minimization problem with the optimal PS ratio. In this case, it was found that using the optimal PS ratio consumed lower power than when using a fixed PS ratio (0.5). We then investigated the impact of processing cost on the AF-SWIPT system using decoding and forwarding SWIPT as benchmarks, and found that AF-SWIPT was superior.

Keywords: multi-hop amplify-and-forward (AF) relays; power splitting (PS) ratio; simultaneous wireless information and power transfer (SWIPT)

1. Introduction

The Internet-of-Things (IoT) connects network-enabled devices communicating with each other over the Internet. Hence, the objective of IoT is to integrate the physical world and the virtual world to attain a self-sustaining system [1]. Currently, research into the application of IoT for the creation of smart-cities, smart-homes, smart-energy, intelligent-transportation system, and many more is growing. An IoT network consists of the use of routing schemes, a gateway supporting communication between the different nodes and a central system [1]. These routing schemes facilitate either direct or relaying communication between a gateway and a particular node. As demand for data service provision rapidly increases worldwide, cooperative communication through relays has recently been recommended as an effective solution. The use of cooperative relay systems significantly enhances the reliability of data transmission [4], [5]. Additionally, relay technology is applied to effectively minimize path loss, expanding the system's coverage area and capacity [6]. The relaying nodes can be opportunistically implemented by non-active user devices [1]. This results in the selected user nodes consuming their power in facilitating communication between the two user pairs [2], [3]. This implies that, the selected users sacrifice their resources to facilitate relaying procedures [2], [12]. The strain on the relay nodes can be mitigated by employing wireless power transfer (WPT) [1]-[3].

Recently, research into alternative wireless sources of energy (e.g., radio frequency (RF) and light energy harvesting) to power IoT devices is also increasing [1]-[11]. The WPT can be accomplished by using two different techniques, namely, simultaneous wireless information and power transfer (SWIPT), and wireless powered communication network (WPCN) [1]-[3], [8].

SWIPT is a technology proposed to extend the life of power-constrained wireless networks and provide an alternative solution for battery-operated devices with limited

Citation: Kim, K.; Asiedu, D.K.P.; Anokye, P.; Kim, E.; Lee, K.-J. Transmit Energy Optimization in Multi-hop AF Relay Systems with Simultaneous Wireless Information and Power Transfer. *Electronics* **2024**, *1*, 0. <https://doi.org/>

Received:

Revised:

Accepted:

Published:

Copyright: © 2024 by the authors. Submitted to *Electronics* for possible open access publication under the terms and conditions of the Creative Commons Attribution (CC BY) license (<https://creativecommons.org/licenses/by/4.0/>).

lifespan [13]. SWIPT involves the transmission of wireless information signal and wireless power signal concurrently [1]-[3], [8]. SWIPT can benefit significantly from power consumption, spectrum efficiency, interference management, and transmission latency by enabling simultaneous transmission of power and information [14], [19]. Thus, SWIPT is an essential solution for beyond fifth-generation (B5G), providing the energy needed to wirelessly charge energy-limited devices and transmit and receive information [15]. Furthermore, SWIPT can be effectively integrated with B5G small cell systems, including Millimeter-Wave (mmWave) technology and massive multiple-input multiple-output (MIMO) systems, to enhance both throughput and energy efficiency [9], [10]. To implement the SWIPT system, time switching (TS) and power splitting (PS) are the two main techniques [1]-[3]. Zhou *et al.* [16] and Zhang and Ho [17] investigated both PS and TS methods and compared the performance of these two methods.

The successive transmission of wireless information signal and wireless power signal is used to accomplish WPCN [1]-[3]. WPCN can be deployed efficiently to power multiple communication devices with different physical conditions and service requirements. Moreover, RF-enabled wireless energy transfer also allows information to be transmitted along with energy using the same waveform [18]. Compared with existing battery-powered networks, WPCN does not require manual battery replacement/charging, which can effectively reduce operating costs and improve communication performance [22].

Research on RF-based WPT has evolved from point-to-point systems, dual-hop cooperative systems to multi-hop cooperative systems. A few literature on both dual-hop and multi-hop cooperative systems can be found in [1]-[3]. Asiedu *et al.* [3] considered a single-antenna amplify-and forward (AF) dual-hop configuration with multiple relay nodes. Both the power control elements and the PS ratio of each relay node have been optimized with the goal of maximizing the achievable speed. In [1], a single-antenna multi-hop decode-and-forward (DF) SWIPT system was optimized. Both transmission power and data rate were optimized based on PS ratio.

In this paper, we extend the work in [1] which focused on a DF-SWIPT multi-hop system model to an AF-SWIPT multi-hop system model. We consider single-antenna relay nodes, SWIPT PS mode at each node, unlike [1] each relay node operated as AF mode. And we derive the transmit power optimization problem based on PS scheme. Finally, the closed-form solution are obtained for our optimization problem. In the simulation results, we compare AF-SWIPT multi-hop systems to the DF-SWIPT in [1].

The rest of the paper is organized as follows, Sections 2, 3, and 4 contains the the step-wise process in formulating the AF-SWIPT multi-hop optimization problem, the solutions for our optimization problem, and simulation results and discussion, respectively. Finally, concluding remarks are provided in Section 5.

2. System Model and Problem Formulation

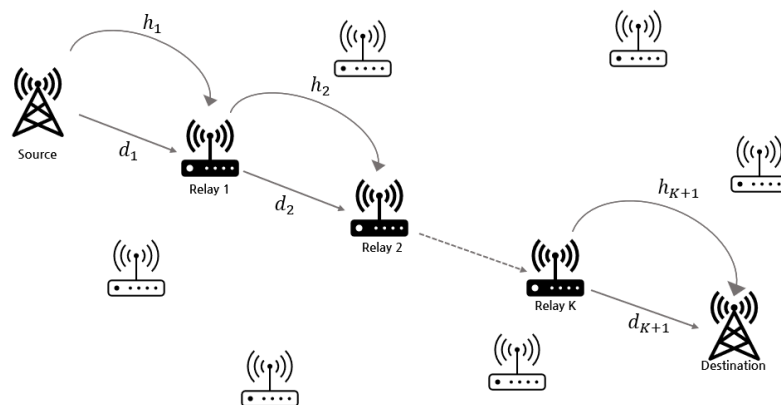


Figure 1. Multi-hop AF relay systems with SWIPT architecture.

Consider the system model shown in Figure 1, which consists of a single base station (BS), a single destination and K relay nodes. All nodes have single antennas. The BS node, i.e., communicates with the destination node through multi-hop relays. Each relay node uses the AF protocol to forward its signals to the next node. We assume that each relay does not have a dedicated power but utilizes energy harvest to forward its signals during coherence time. The relay nodes operate according to the SWIPT technique, where the received signal is split into information and energy harvesting (EH) parts. In this work, the PS ration technique is adopted for the SWIPT EH process at the multi-hop nodes. The relays store the harvested energy in their batteries for signal retransmission.

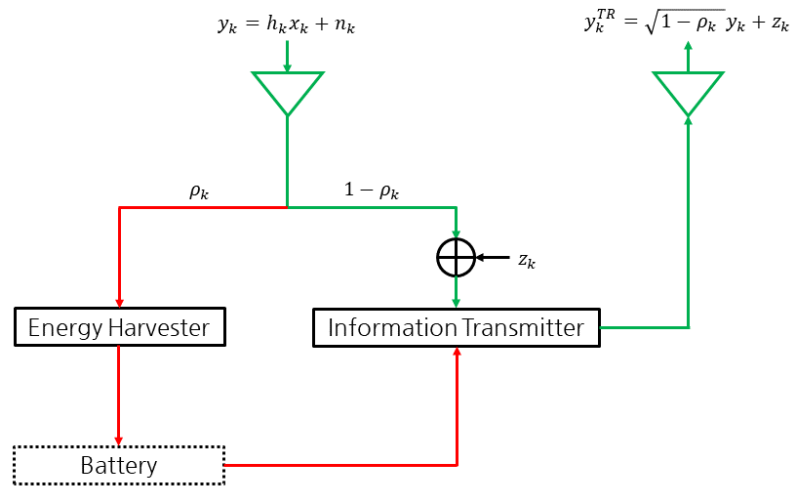


Figure 2. Multi-hop AF relay node SWIPT architecture.

The structure of our AF-SWIPT relay is shown in Figure 2. Each relay node has a battery that can store energy harvested from the received RF signal and use it for only retransmit the relaying data after amplification. The signal transmitted to the relay node is divided into an information part and an EH part by the PS ratio ρ_k , ($0 \leq \rho_k \leq 1$).

We assume that the source node knows the channel state information (CSI) for all communication nodes. However, each relay and the destination node only know the CSI of their own communication channel. It is assumed that there is no direct communication link between the current node and the next second or more nodes. For example, there is no direct link between the first node and the third node.

The received RF signal at node $(k, \forall k = 1 \dots, K + 1)$ from the previous node is given as

$$y_k = h_k x_{k-1} + n_k, \quad (1)$$

where h_k is the channel coefficient between the current node and the previous node, and $n_k \sim CN(0, \delta_k^2)$ represents the antenna noise at the current node. The channel h_k is defined as $h_k = \sqrt{\zeta_k} \tilde{h}_k$, where $\zeta_k = G_k (d_k / d_0)^{-\alpha_k}$ is the large-scale fading coefficient, G_k is the attenuation constant at a reference distance d_0 , α_k is the pathloss exponent, d_k is distance between the transmit and receive nodes, $\tilde{h}_k \sim CN(0, 1)$ is the Rayleigh fading component. The received signal at the k th relay node is split into EH and information signal which are written, respectively, as

$$y_k^{EH} = \sqrt{\rho_k} y_k, \quad (2)$$

$$y_k^{ID} = \sqrt{1 - \rho_k} y_k, \quad (3)$$

And the harvested energy at the k th node and the destination node are given by, respectively,

$$E_k = \beta_k \rho_k |h_k|^2 E_{k-1}, \quad (4)$$

$$E_{K+1} = \beta_{K+1} \rho_{K+1} |h_{K+1}|^2 E_K - P_c, \quad (5)$$

where P_c is the processing power for information decoding at destination node, E_0 is the transmit energy at source node, $0 \leq \beta_k \leq 1$ is the energy conversion efficiency for k th node, and signal for information transmission at the k th relay is represented by

$$y_k^{TR} = \sqrt{1 - \rho_k} y_k + z_k, \quad (6)$$

where $z_k \sim CN(0, \sigma_k^2)$ is the additional noise introduced by the information decoding (ID) circuitry. The signal-to-noise ratio (SNR) is expressed as

$$\gamma_k = \frac{\prod_{j=1}^{k-1} \beta_j \rho_j \prod_{j=1}^k (1 - \rho_j) |h_j|^2 E_0}{\sum_{i=1}^k [(1 - \rho_i) \delta_i^2 + \sigma_i^2] \prod_{j=i}^{k-1} \beta_j \rho_j \prod_{j=1, j \neq i}^k (1 - \rho_j) \prod_{j=i+1}^k |h_j|^2}, \quad (7)$$

The signal to be transmitted to the k th relay is represented by

$$x_k = g_k y_k^{TR}, \quad (8)$$

where $g_k = \sqrt{\frac{E_k}{(1 - \rho_k) E_{k-1} |h_j|^2}} \approx \sqrt{\frac{\beta_k \rho_k}{1 - \rho_k}}$ is amplification factor [31], and x_0 is the information signal at source node.

We now consider the problem of optimizing the PS ratio $\{\rho_k\}_{k=1}^K$ at the relay nodes and energy at the source node E_0 . We aim to minimize the source transmit energy subject to the destination node SNR and PS ratio constraints. Consequently, we formulate the optimization problem as

$$\begin{aligned} & \min_{E_0, \{\rho_k\}_{k=1}^K} E_0 \\ & \text{subject to } \gamma_{K+1} \geq \tilde{\gamma}_{K+1} \\ & \quad 0 \leq \rho_k \leq 1, \quad k = 1, \dots, K+1 \\ & \quad E_0 \geq 0, \end{aligned} \quad (9)$$

The first constraint means that the SNR threshold value at the destination is greater or equal than SNR value at the destination node.

3. Problem Solution

In this section, we provide the solution for the source transmit power minimization problem. The optimal transmit energy at the source node is determined to be

$$E_0 = \tilde{\gamma}_{K+1} \frac{\sum_{i=1}^{K+1} [(1 - \rho_i) \delta_i^2 + \sigma_i^2] \prod_{j=i}^K \beta_j \rho_j \prod_{j=1, j \neq i}^{K+1} (1 - \rho_j) \prod_{j=i+1}^{K+1} |h_j|^2}{\prod_{j=1}^K \beta_j \rho_j \prod_{j=1}^{K+1} (1 - \rho_j) |h_j|^2}, \quad (10)$$

where $\tilde{\gamma}_{K+1}$ is the SNR threshold constraint of the destination node. The optimal PS ratio at the k th node is written as

$$\rho_k = \frac{C_k + \sum_{i=k+1}^K D_i - \sqrt{F_k \sum_{i=k+1}^K D_i}}{C_k + \sum_{i=k+1}^K D_i - F_k}, \quad k = 1, \dots, K \quad (11)$$

where C_k , D_i , and F_k are defined as

$$C_k = ((1 - \rho_{K+1}) \delta_{K+1}^2 + \sigma_{K+1}^2) \prod_{j=k}^K (1 - \rho_{j+1}), \quad (12)$$

$$D_i = ((1 - \rho_i)\delta_i^2 + \sigma_i^2) \prod_{j=i}^K \beta_j \prod_{j=k+1, j \neq i}^{K+1} (1 - \rho_j) \prod_{j=i}^K \rho_j |h_{j+1}|^2, \quad (13)$$

$$F_k = \prod_{j=k}^K \beta_j \prod_{j=k+1}^{K+1} (1 - \rho_j) |h_j|^2 \prod_{j=k+1}^K \rho_j \sigma_k^2, \quad (14)$$

Proof : The proof in acquiring the optimal values is provided in the appendix A.

4. Simulation Results

This section contains the evaluation of the performance of the AF-SWIPT system compared with the DF-SWIPT system as benchmark [1]. In the simulation setup, for the large-scale fading component, the attenuation constant $G = G_0 = \dots = G_K = -10$ dB, and the pathloss exponent $\alpha = 3$ are assumed. The distance between each node is $d = d_1 = \dots = d_K = 2$ m, the antenna noise variance $\sigma^2 = \sigma_1^2 = \dots = \sigma_{K+1}^2 = -80$ dBm, and the energy conversion efficiency $\beta = \beta_1 = \dots = \beta_K = 0.7$. We assume that $P_c = 0$ W at destination node, because the destination node possesses enough power for decoding the received signal. The PS ratio used for the suboptimal scheme is $\rho_k = 0.5$. The simulation results are obtained over 10^4 random channel realizations.

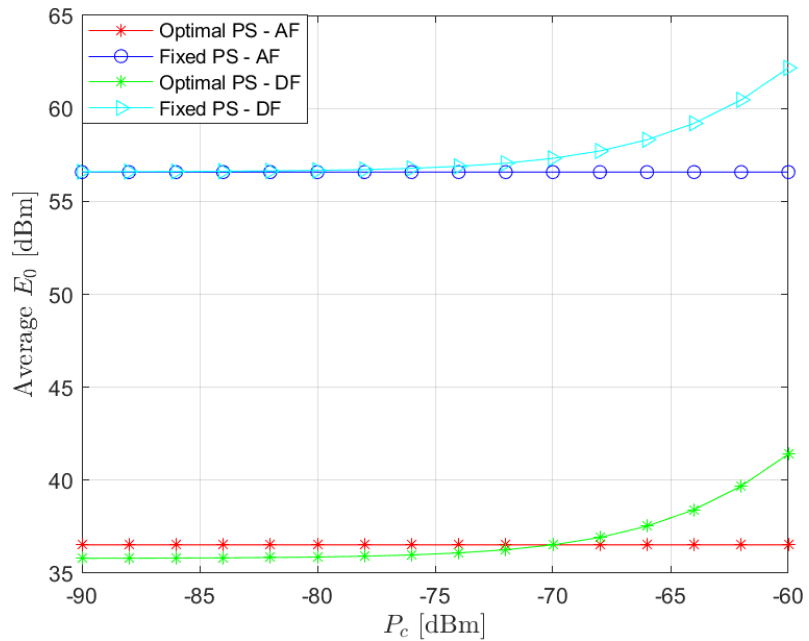


Figure 3. The influence of increasing each relay P_c ($K = 3, \bar{\gamma} = -5$ dB).

Figure 3 shows the effect of each relay circuit power P_c on E_0 . When the PS ratio is fixed, the performance is the same when the relay circuit power P_c is very low, but from -80 dBm, the transmission power E_0 of AF-SWIPT is lower than that of DF-SWIPT. In the case of optimal PS ratio, DF-SWIPT has lower transmission power than AF-SWIPT for very low P_c . However, above -70 dBm, the trend reverses. Through this, it can be seen that above a certain P_c , the performance of AF-SWIPT is better than DF-SWIPT in terms of transmission power.

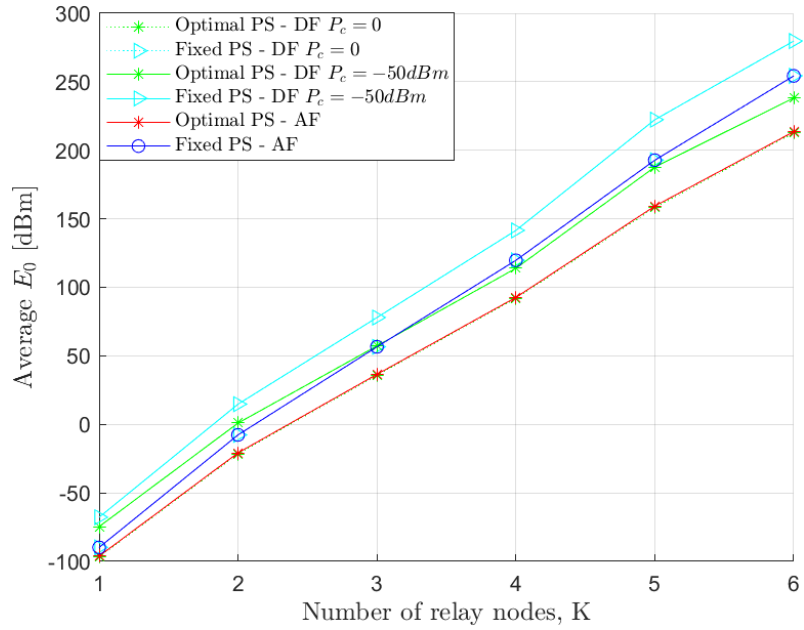


Figure 4. Average E_0 against the number of relay nodes at $\bar{\gamma} = -5$ dB, $P_c = -50$ dBm.

Figure 4 shows a plot of the average power E_0 against the number of relays K for different circuit powers P_c . When P_c is 0, there is little difference in performance between both DF-SWIPT and AF-SWIPT, but when P_c is -50 dBm, the transmission power of DF-SWIPT is actually higher than that of AF-SWIPT. This shows the same trend for all number of relays. This is because there is no signal decoding (i.e., processing power) at the relays for AF-SWIPT, unlike in the DF-SWIPT. In the AF-SWIPT signal decoding occurs only at the destination. Therefore, processing power is used only at the destination for the AF-SWIPT, while processing power is used at all nodes in the DF-SWIPT.

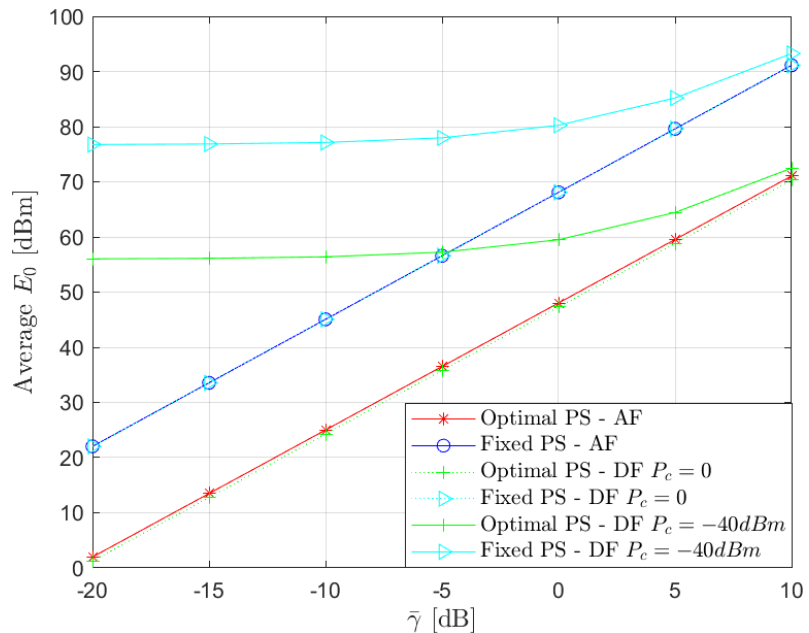


Figure 5. Average E_0 relative to $\bar{\gamma}$ at $K = 3, P_c = -40$ dBm.

Figure 5 shows a plot of the average E_0 versus the SNR threshold $\bar{\gamma}$ (in dB). Similar to the previous results, when P_c is 0, the transmission power of DF-SWIPT and AF-SWIPT are similar, but when P_c is -40dBm, DF-SWIPT consumes more power than AF-SWIPT. We can

also see that the lower the SNR threshold, the larger the transmit power difference between DF-SWIPT and AF-SWIPT.

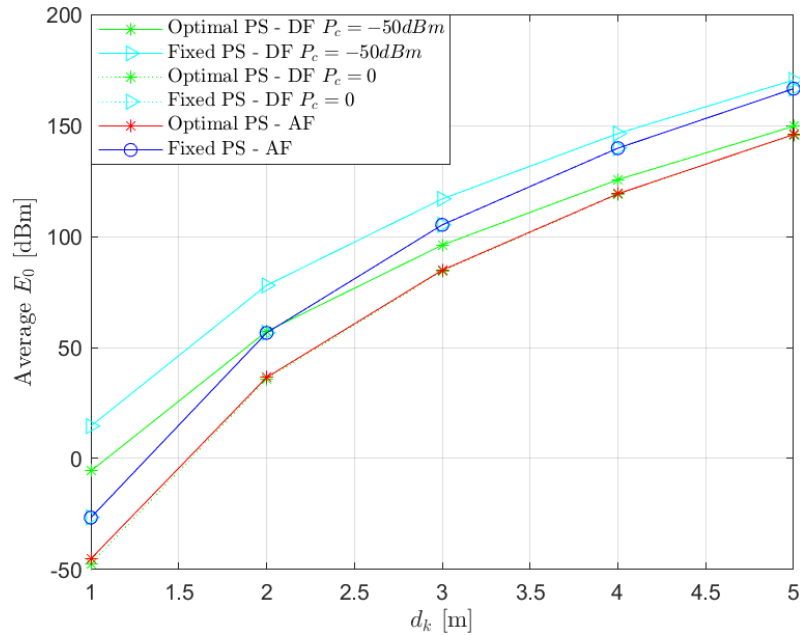


Figure 6. Average E_0 relative to d_k at $K = 3, P_c = -50$ dBm.

Figure 6 shows the E_0 against the internode distance, d_k . As d_k increases, more transmission power is required. Additionally, when P_c is -50 dBm, it can be seen that AF-SWIPT consumes less power than DF-SWIPT.

5. Conclusion

This paper investigated an AF-SWIPT multi-hop cooperative relaying in IoT networks. The AF-SWIPT source energy minimization optimization problem is presented, studied and evaluated in this paper. The reason behind the energy minimization is to promote energy efficiency during signal transmission and reduce energy cost and lengthen network lifespan in the network operation. When considering computational overhead and operational cost, the AF-SWIPT is shown to be more efficient compared to the DF-SWIPT benchmark. Simulation results showed the AF-SWIPT has better energy efficiency in terms of decoding cost compared to the DF-SWIPT. Possible extensions of this research are in the area of implementing the time-switching SWIPT protocol, MIMO multi-hop systems, WPCN multi-hop networks and development of routing algorithms for the multi-hop wireless powered networks.

Author Contributions: Conceptualization, D.K.P.A. and K.K.; methodology, K.K.; software, K.K.; validation, D.K.P.A. and K.-J.L.; writing—original draft preparation, K.K. and D.K.P.A.; writing—review and editing, P.A., E.K., and K.-J. L.; visualization, K.K.; supervision, K.-J.L.; All authors have read and agreed to the published version of the manuscript.

Conflicts of Interest: The authors declare no conflicts of interest.

Appendix A.

Problem 9 is nonconvex with respect to E_0 and $\{\rho_k\}_{k=1}^K$. We rewrite problem 9 into an equivalent convex problem given as

$$\begin{aligned}
& \min_{Q, \{\rho_k\}_{k=1}^K} && 1/Q \\
& \text{subject to} && \gamma_{K+1} \geq \bar{\gamma}_{K+1} \\
& && 0 \leq \rho_k \leq 1, \quad k = 1, \dots, K+1 \\
& && Q \geq 0
\end{aligned} \tag{A1}$$

where $Q = (1/E_0)$. The Lagrangian of Problem A1 is defined with its KKT conditions given as

$$L\{Q, \lambda\} = \frac{1}{Q} + \lambda \left(\bar{\gamma}_{K+1} - \frac{\prod_{j=1}^K \beta_j \rho_j \prod_{j=1}^{K+1} (1 - \rho_j) |h_j|^2}{Q \sum_{i=1}^{K+1} [(1 - \rho_i) \delta_i^2 + \sigma_i^2] \prod_{j=i}^K \beta_j \rho_j \prod_{j=1, j \neq i}^{K+1} (1 - \rho_j) \prod_{j=i+1}^{K+1} |h_j|^2} \right), \tag{A2}$$

$$\begin{aligned}
\frac{\partial L}{\partial Q} &= -\frac{1}{Q^2} \\
&+ \lambda \left(\bar{\gamma}_{K+1} + \frac{\prod_{j=1}^K \beta_j \rho_j \prod_{j=1}^{K+1} (1 - \rho_j) |h_j|^2}{Q^2 \sum_{i=1}^{K+1} [(1 - \rho_i) \delta_i^2 + \sigma_i^2] \prod_{j=i}^K \beta_j \rho_j \prod_{j=1, j \neq i}^{K+1} (1 - \rho_j) \prod_{j=i+1}^{K+1} |h_j|^2} \right) = 0,
\end{aligned} \tag{A3}$$

$$\lambda \left(\bar{\gamma}_{K+1} - \frac{\prod_{j=1}^K \beta_j \rho_j \prod_{j=1}^{K+1} (1 - \rho_j) |h_j|^2}{Q \sum_{i=1}^{K+1} [(1 - \rho_i) \delta_i^2 + \sigma_i^2] \prod_{j=i}^K \beta_j \rho_j \prod_{j=1, j \neq i}^{K+1} (1 - \rho_j) \prod_{j=i+1}^{K+1} |h_j|^2} \right) = 0, \tag{A4}$$

From A3, we can calculate λ as

$$\lambda = \frac{\sum_{i=1}^{K+1} [(1 - \rho_i) \delta_i^2 + \sigma_i^2] \prod_{j=i}^K \beta_j \rho_j \prod_{j=1, j \neq i}^{K+1} (1 - \rho_j) \prod_{j=i+1}^{K+1} |h_j|^2}{\prod_{j=1}^K \beta_j \rho_j \prod_{j=1}^{K+1} (1 - \rho_j) |h_j|^2}, \tag{A5}$$

and substituting A5 into A3, results in the equation,

$$\frac{1}{Q} = \bar{\gamma}_{K+1} \frac{\sum_{i=1}^{K+1} [(1 - \rho_i) \delta_i^2 + \sigma_i^2] \prod_{j=i}^K \beta_j \rho_j \prod_{j=1, j \neq i}^{K+1} (1 - \rho_j) \prod_{j=i+1}^{K+1} |h_j|^2}{\prod_{j=1}^K \beta_j \rho_j \prod_{j=1}^{K+1} (1 - \rho_j) |h_j|^2}, \tag{A6}$$

Next, Problem A1 is changed into a convex problem with respect to ρ_k , and introduce new variables x, y . The new problem is defined as

$$\begin{aligned}
& \min_{x, y, \{\rho_k\}_{k=1}^K} && \frac{x^2}{y} \\
& \text{subject to} && \bar{\gamma}_{K+1} \sum_{i=1}^{K+1} [(1 - \rho_i) \delta_i^2 + \sigma_i^2] \prod_{j=i}^K \beta_j \rho_j \prod_{j=1, j \neq i}^{K+1} (1 - \rho_j) \prod_{j=i+1}^{K+1} |h_j|^2 \geq x^2 \\
& && \prod_{j=1}^K \beta_j \rho_j \prod_{j=1}^{K+1} (1 - \rho_j) |h_j|^2 \geq y,
\end{aligned}$$

(A7)

and we formulate the Lagrangian of changed problem A7 as

$$L\{x, y, \{\rho_k\}_{k=1}^K, \lambda_1, \lambda_2\} = \frac{x^2}{y} + \lambda_1 \left(x^2 - \tilde{\gamma}_{K+1} \sum_{i=1}^{K+1} \left[((1 - \rho_i)\delta_i^2 + \sigma_i^2) \prod_{j=i}^K \beta_j \rho_j \prod_{j=1, j \neq i}^{K+1} (1 - \rho_j) \prod_{j=i+1}^{K+1} |h_j|^2 \right] \right) + \lambda_2 \left(y - \prod_{j=1}^K \beta_j \rho_j \prod_{j=1}^{K+1} (1 - \rho_j) |h_j|^2 \right),$$

(A8)

The KKT conditions are represented as

$$\frac{\partial L}{\partial \rho_k} = \tilde{\gamma}_{K+1} \left(-\delta_k^2 A_k - \sum_{i=k+1}^{K+1} B_i \frac{1}{\rho_k} + B_k \frac{1}{1 - \rho_k} \right) = 0, \quad k = 1, \dots, K$$

where A_k and B_k are defined as follows

$$A_k = \frac{1}{\prod_{j=1}^{k-1} \beta_j \rho_j (1 - \rho_j) \prod_{j=1}^k |h_j|^2},$$

$$B_k = ((1 - \rho_k)\delta_k^2 + \sigma_k^2) A_k,$$

From A9, we can find the each optimal PS ratios as

$$\rho_k = \frac{C_k + \sum_{i=k+1}^K D_i - \sqrt{F_k \sum_{i=k+1}^{K+1} D_i}}{C_k + \sum_{i=k+1}^K D_i - F_k}, \quad k = 1, \dots, K$$

$$\rho_{K+1} = 0,$$

where the constants C_k , D_i , and F_k are defined as

$$C_k = ((1 - \rho_{K+1})\delta_{K+1}^2 + \sigma_{K+1}^2) \prod_{j=k}^K (1 - \rho_{j+1}),$$

$$D_i = ((1 - \rho_i)\delta_i^2 + \sigma_i^2) \prod_{j=i}^K \beta_j \prod_{j=k+1, j \neq i}^{K+1} (1 - \rho_j) \prod_{j=i}^K \rho_j |h_{j+1}|^2,$$

$$F_k = \prod_{j=k}^K \beta_j \prod_{j=k+1}^{K+1} (1 - \rho_j) |h_j|^2 \prod_{j=k+1}^K \rho_j \sigma_k^2.$$

References

- Asiedu, D. K. P.; Lee, H.; Lee, K.-J. Simultaneous wireless information and power transfer for decode-and-forward Multi-hop Relay systems in energy-constrained IoT networks. *IEEE Internet Things J.* **2019**, *6*, 9413–9426.
- Mahama, S.; Asiedu, D. K. P.; Lee, K.-J. Simultaneous wireless information and power transfer for cooperative relay networks with battery. *IEEE Access* **2017**, *5*, 13171–13178.
- Asiedu, D. K. P.; Mahama, S.; Jeon, S.-W.; Lee, K.-J. Optimal power splitting for simultaneous wireless information and power transfer in amplify-and-forward multiple-relay systems. *IEEE Access* **2018**, *6*, 3459–3468.
- Krikidis, I. Simultaneous information and energy transfer in large-scale networks with/without relaying. *IEEE Trans. Commun.* **2014**, *62*, 900–912.
- Bi, S.; Zeng, Y.; Zhang, R. Wireless powered communication networks: An overview. *IEEE Wireless Commun.* **2016**, *23*, 10–18.

6. Ashraf, N.; Sheikhh, S. A.; Khan, S. A.; Shayea, I.; Jalal, M.; Simultaneous Wireless Information and Power Transfer With Cooperative Relaying for Next-Generation Wireless Networks: A Review, *IEEE Access* **2021**, *9*, 71482–71504. 205
7. Lee, H.; Lee, K.-J.; Kim, H.; Lee, I. Joint transceiver optimization for MISO SWIPT systems with time switching. *IEEE Trans. on Wireless Commun.* **2018**, *17*, 3298–3312. 206
8. Lee, H.; Lee, K.-J.; Kim, H.; Lee, I. Wireless information and power exchange for energy-constrained device-to-device communications. *IEEE Internet Things J.* **2018**, *5*, 3175–3185. 207
9. Krikidis, I.; Timotheou, S.; Nikolaou, S.; Zheng, G.; Ng, D. W. K.; Schober, R. Simultaneous wireless information and power transfer in modern communication systems. *IEEE Commun. Mag.* **2014**, *52*, 104–110. 208
10. Tu, N. H.; Lee, K. IRS-Assisted Coordinated Direct and Multiantenna Relay Transmission for MIMO SWIPT Systems. *IEEE Systems Journal* **2024** 209
11. Clerckx, B.; Zhang, R.; Schober, R.; Ng, D. W. K.; Kim, D. I.; Poor, H. V. Fundamentals of wireless information and power transfer: From RF energy harvester models to signal and system designs. *IEEE Journal on Selected Areas in Communications* **2018**, *37*, 4–33. 210
12. Ciunzo, D.; Rossi, P. S.; Dey, S. Massive MIMO channelaware decision fusion. *IEEE Trans. Signal Process.* **2015**, *63*, 604–619. 211
13. Mohjazi, L.; Muhaidat, S.; Dianati, M.; Al-Qutayri, M. Performance analysis of SWIPT relay networks with noncoherent modulation. *IEEE Transactions on Green Communications and Networking* **2018**, *2(4)*, 1072–1086. 212
14. Krikidis, I.; Timotheou, S.; Nikolaou, S.; Zheng, G.; Ng, D. W. K.; Schober, R. Simultaneous wireless information and power transfer in modern communication systems. *IEEE Communications Magazine* **2014**, *52(11)*, 104–110. 213
15. Özyurt, S.; Coşkun, A. F.; Büyükçorak, S.; Karabulut Kurt, G.; Kucur O. A Survey on Multiuser SWIPT Communications for 5G+. *IEEE Access* **2022**, *10*, 109814–109849. 214
16. Zhou, X.; Zhang, R.; Ho, C. K. Wireless information and power transfer: Architecture design and rate-energy tradeoff. *IEEE Trans. Commun.* **2013**, *61(11)*, 4754–4767. 215
17. Zhang, R.; Ho, C. K. MIMO broadcasting for simultaneous wireless information and power transfer. *IEEE Trans. Wireless Commun.* **2013**, *12(5)*, 1989–2001. 216
18. Bi, S.; Ho, C. K.; Zhang, R. Wireless powered communication: Opportunities and challenges. *IEEE Communications Magazine* **2015**, *53(4)*, 117–125. 217
19. Ding, Z.; Zhong, C.; Ng, D. W. K.; Peng, M.; Suraweera, H. A.; Schober, R.; Poor, H. V. Application of smart antenna technologies in simultaneous wireless information and power transfer. *IEEE Communications Magazine* **2015**, *53(4)*, 86–93. 218
20. He, S.; Xie, K.; Chen, W.; Zhang, D.; Wen, J. Energy-aware routing for SWIPT in multi-hop energy-constrained wireless network. *IEEE Access* **2018**, *6*, 17996–18008. 219
21. Liu, X.; Wen, Z.; Liu, D.; Zou, J.; Li, S. Joint source and relay beamforming design in wireless multi-hop sensor networks with SWIPT. *Sensors* **2019**, *19*, 182. 220
22. Bi, S.; Zeng, Y.; Zhang, R. Wireless powered communication networks: An overview. *IEEE Wireless Communications* **2016**, *23(2)*, 10–18. 221
23. Djiroun, F. Z.; Djenouri, D. Mac protocols with wake-up radio for wireless sensor networks: A review. *IEEE Commun. Surveys & Tutorials* **2017**, *19*, 587–618. 222
24. Zhang, Z.; Pang, H.; Georgiadis, A.; Cecati, C.; Wireless power transfer - an overview. *IEEE Trans. Indust. Elect.* **2018**, *66*, 1044–1058. 223
25. Rossi, P. S.; Ciunzo, D.; Kansanen, K.; Ekman, T. Performance analysis of energy detection for MIMO decision fusion in wireless sensor networks over arbitrary fading channels. *IEEE Trans. Wireless Commun.* **2016**, *15*, 7794–7806. 224
26. Raghavendra, C. S.; Sivalingam, K. M.; Znati, T. *Wireless Sensor Networks*; Publisher: Springer USA, New York, 2006. 225
27. Mao, M.; Cao, N.; Chen, Y.; Zhou, Y. Multi-hop relaying using energy harvesting. *IEEE Wirless Commun. Letters* **2015**, *4*. 226
28. Sabor, N.; Sasaki, S.; Abo-Zahhad, M.; Ahmed, S. M. A comprehensive survey on hierarchical-based routing protocols for mobile wireless sensor networks: Review, taxonomy, and future directions. *Wireless Commun. Mobile Comput.* **2017**, *2017*, Art. no. 2818542. 227
29. Djiroun, F. Z.; Djenouri, D. MAC protocols with wake-up radio for wireless sensor networks: A review. *IEEE Commun. Surveys Tuts.* **2017**, *19*, 587–618. 228
30. Sandeep, D. N.; Kumar, V. Review on clustering, coverage and connectivity in underwater wireless sensor networks: A communication techniques perspective. *IEEE Access* **2017**, *5*, 11176–11199. 229
31. Mao, M.; Cao, N.; Chen, Y.; Zhou, Y. Multi-hop relaying using energy harvesting. *IEEE Wireless Communications Letters* **2015**, *4(5)*, 565–568. 230

Disclaimer/Publisher's Note: The statements, opinions and data contained in all publications are solely those of the individual author(s) and contributor(s) and not of MDPI and/or the editor(s). MDPI and/or the editor(s) disclaim responsibility for any injury to people or property resulting from any ideas, methods, instructions or products referred to in the content. 254