



HAL
open science

Resolving the Hubble Tension with a Late Dark Energy Modification to the Λ CDM Model

Daniel E Friedmann

► **To cite this version:**

Daniel E Friedmann. Resolving the Hubble Tension with a Late Dark Energy Modification to the Λ CDM Model. International Astronomy and Astrophysics Research Journal, 2025, 7 (1), pp.1 - 14. <10.9734/iaarj/2025/v7i11109>. <hal-04902518>

HAL Id: hal-04902518

<https://hal.science/hal-04902518v1>

Submitted on 29 Jan 2025

HAL is a multi-disciplinary open access archive for the deposit and dissemination of scientific research documents, whether they are published or not. The documents may come from teaching and research institutions in France or abroad, or from public or private research centers.

L'archive ouverte pluridisciplinaire HAL, est destinée au dépôt et à la diffusion de documents scientifiques de niveau recherche, publiés ou non, émanant des établissements d'enseignement et de recherche français ou étrangers, des laboratoires publics ou privés.



Distributed under a Creative Commons CC BY 4.0 - Attribution - International License



Resolving the Hubble Tension with a Late Dark Energy Modification to the Λ CDM Model

Daniel E. Friedmann ^{a*}

^a *Solutum Technologies Ltd., Vancouver, B.C., Canada.*

Author's contribution

The sole author designed, analyzed, interpreted and prepared the manuscript.

Article Information

DOI: <https://doi.org/10.9734/iaarj/2025/v7i1109>

Open Peer Review History:

This journal follows the Advanced Open Peer Review policy. Identity of the Reviewers, Editor(s) and additional Reviewers, peer review comments, different versions of the manuscript, comments of the editors, etc are available here: <https://www.sdiarticle5.com/review-history/129279>

Original Research Article

Received: 04/11/2024

Accepted: 08/01/2025

Published: 17/01/2025

ABSTRACT

The Hubble tension arises from the difference between direct measurements of the Hubble constant and indirect measurements based on a cosmological model. This discrepancy has been confirmed with increasing precision, suggesting a potential issue with the current cosmological model. The simplest Lambda Cold Dark Matter (Λ CDM) model, which incorporates a cosmological constant associated with dark energy, provides a good fit for a wide range of cosmological data. In this paper, we propose a modification to the Λ CDM model, hypothesizing that dark energy within gravitationally bound structures does not significantly affect the expansion of space within them. We test this hypothesis by modifying the Λ CDM model accordingly. We simulate this modified Λ CDM model and compare it against both direct and indirect measurements of the Hubble constant. Our results indicate that this modification resolves the Hubble tension, providing a strong fit to both direct and indirect measurements of the Hubble constant.

*Corresponding author: E-mail: danielf@solutum.co;

Keywords: *Cosmological constant; cosmological models; cosmological parameters; dark energy; Hubble constant; Hubble tension.*

1. INTRODUCTION

The increasing precision of cosmological measurements has revealed a discrepancy known as the Hubble tension (see Abdalla et al. 2022 for a review). The Hubble tension refers to the difference between direct measurements of the Hubble constant (H_0) and indirect measurements, given a cosmological model. This tension reaches 5σ between the values obtained using the cosmic microwave background (CMB) data from *Planck* for the Lambda cold dark matter (Λ CDM) model (*Planck* Collaboration et al. 2022) and from the Cepheid-calibrated Type Ia supernovae of the SH0ES project (Riess et al. 2022).

While systematic errors are considered a possible cause of the tension, the high precision and consistency of the data at both ends — late universe measurements, such as the Cepheid-calibrated Type Ia supernovae, and early universe measurements, such as from the CMB with *Planck* — make this unlikely (for a review of different measurements, see Abdalla et al. 2022). In particular, for late universe measurements, recent JWST observations provide the strongest evidence that systematic errors in the Hubble Space Telescope Cepheid photometry do not play a significant role in the present Hubble tension (Riess et al. 2023, Riess et al. 2024).

Thus, there is growing interest in the possibility that this tension points to a model problem (Abdalla et al. 2022). However, since the simplest Λ CDM model provides a good fit for a large span of cosmological data; therefore, significant alterations are not appropriate.

Fundamentally, the CMB data necessitate that the universe expand by a certain amount so that our current universe's large-scale clustering of galaxies matches the CMB imprint of the structure after forward extrapolation with the Λ CDM model. This expansion is produced by a Λ CDM model with a Hubble constant H_0 of $67.4 \pm 0.5 \text{ km s}^{-1} \text{ Mpc}^{-1}$ (*Planck* Collaboration et al. 2020, *Planck* Collaboration et al. 2021). On the other hand, direct local measurements employing parallax and extended measurements — for example, using Type Ia supernovae — as far as 10 billion years back are best fitted with a Λ CDM model with an H_0 of $73 \pm 1 \text{ km s}^{-1} \text{ Mpc}^{-1}$ (Riess et al. 2022). Herein, we will call these two models respectively Λ CDM67 and Λ CDM73.

The cosmological constant, Λ , in the Λ CDM model was added to account for the accelerated expansion of the universe required to fit the late universe measurements of Cepheid-calibrated Type Ia supernovae. Originally proposed by Einstein to keep the universe static, Λ is believed to be due to as yet unknown dark energy in space that has a constant energy density and thus negative pressure, causing space to expand (Ryden 2018, p. 66). There is a body of work that attempts to understand how bound structures can affect cosmology and whether the cosmological constant requires modification. However, a consensus has yet to be reached (for example see Sikora and Glód 2021 and Buchert et al. 2015). There is also a body of work that has explored modifications to the Λ CDM model, particularly focusing on the dark energy component in the late universe (see Di Valentino et al. 2015 for a review). These modifications are now beginning to be tested against data from the DESI collaboration.

In this paper, we explore one such modification and model it to determine if it alleviates the Hubble tension. Our modification is motivated by the question: What if dark energy in space within gravitationally bound structures does not significantly contribute to expansion? At the time the universe was heavily matter dominated, dark energy had a small effect on expansion. Today, it dominates the universe's mass–energy content because it is uniform across space, but within gravitationally bound structures, the density of dark energy is very low, much less than the density of ordinary matter or dark matter (Steinhardt and Turok 2006); thus, Λ inside these high-gravity objects could be ineffective in contributing to the expansion of space within them.

In this paper, we postulate that the expansion of space within gravitationally bound structures is largely unaffected by the dark energy within them. We then proceed to test this hypothesis by modifying the Λ CDM model accordingly, and we refer to the modified model as the Λ_r CDM model. In the theory section (section 2), we derive a modification of the standard Λ CDM model. In the method section (section 3), we discuss the parameters of the new Λ_r CDM model used to explore its impact on the Hubble tension. In the results section (section 4), we discuss the results

of the model runs, from which we draw conclusions.

2. THEORY

The cosmological model was derived from Einstein's field equations; subsequently, a cosmological constant denoted by Λ was introduced. We investigate the modification of the model using Newtonian mechanics because, for an isotropic, spherical, expanding universe, it has been demonstrated that the fundamental aspects of the solution can be comprehended using purely Newtonian dynamics. This is because, in the non-relativistic case (as we employ it well beyond the radiation era), it yields the same Friedmann equation (Ryden 2018, Ch. 4-5). The objective is to find a modification to the Λ term for use in the normal Λ CDM model. In general relativity, the universe and space expand together; in the Newtonian treatment, we imagine a homogeneous sphere of matter expanding isotropically into existing empty Euclidian space. The sphere has an edge, a center of symmetry, and a fixed mass. The acceleration of the outside edge of the sphere is given by equation (1) (Ryden 2018, p. 53, Harrison 2000):

$$\ddot{r} = -\frac{GM}{r^2} = -\frac{G\rho V}{r^2} = -\frac{4\pi G\rho r}{3}, \quad (1)$$

where G is the gravitational constant, M is the mass of the sphere (which is enclosed in radius r), ρ is the density, V is the volume of the sphere, and ρr^3 is a constant. To equation (1), a cosmological constant denoted by Λ was added — originally to cancel the gravitational deceleration and make the universe static, and recently to provide a positive acceleration component to the universe, which would become dominant at larger r values, as shown in equation (2):

$$\ddot{r} = -\frac{4\pi G\rho r}{3} + \frac{\Lambda r}{3}. \quad (2)$$

The physical interpretation of Λ is that it acts on all space and takes the same value at all points in space and time. Although today it dominates the universe's mass-energy content, it is established that within gravitationally bound structures, its effect is minimal. For example, calculations show that within the Coma Cluster, up to a few Mpc radii, dark energy contributes practically nothing compared to the gravitating mass. However, beyond 14 Mpc radii, it quickly becomes dominant again (Chernin et al. 2013). At the smaller scale of our neighbourhood, dark

energy has only a small, albeit measurable, effect on the motion of the Milky Way and Andromeda (Benisty, Davis and Wyn Evans 2023).

Thus, since its contribution is minimal within gravitationally bound structures, it may not assist in expanding that space. Therefore, in these regions, it may not contribute significantly to the expansion of the universe. To test this assumption in our modelling, we will modify the second term in equation (2).

We define V_{GC} as the total volume of bounded structures at any given time (which, as we shall see, is predominantly from galaxy clusters) and V_e as the volume where we postulate lambda is effective (making the simplifying assumption that it has no effect inside gravitationally bounded structures). Then:

$$V_e = V - V_{GC}. \quad (3)$$

Dividing by volume, equation (3) becomes

$$\frac{V_e}{V} = \left(1 - \frac{V_{GC}}{V}\right). \quad (4)$$

We define Λ_f as the effective lambda (without making any change to lambda) in all space excluding gravitationally bound space, and compute it as follows,

$$\Lambda_f = \Lambda \left(1 - \frac{V_{GC}}{V}\right). \quad (5)$$

Equation (2) with Λ_f substituted for Λ becomes equation (6):

$$\ddot{r} = -\frac{4\pi G\rho r}{3} + \frac{\Lambda_f r}{3}. \quad (6)$$

We thus utilize the standard Λ CDM model with Λ_f instead of Λ (equation 6).

Galaxy clusters are the largest gravitationally bound systems in the universe (Hong, Han and Wen 2016). Although these clusters presently occupy a small percentage of the universe's volume, they constituted a more substantial fraction in the past when the universe was smaller. Over time, as galaxy clusters formed and expanded, their spatial footprint grew, but several billion years ago, their relative share of the universe began to diminish as their growth rate slowed while the universe continued its expansion. At the outset of cosmic expansion, Λ_f equals Λ , given the absence of gravitationally

bound structures. However, as the universe evolves, galaxies emerge, followed by the formation of galaxy clusters, causing Λ_r to become significantly smaller than Λ . As cluster formation decelerates amid the universe's accelerated expansion, Λ_r gradually approaches Λ asymptotically with increasing volume. Throughout this evolutionary process, the number and size of clusters evolve dynamically. Therefore, in our modeling approach, we numerically integrate the Λ CDM equations with Λ_r substituted for Λ , as described by equation (6). This allows us to characterize the resulting universe using the Λ_r CDM model. We will compute the Hubble parameter H from its definition, given by equation (7):

$$H = \frac{\dot{r}}{r} \quad (7)$$

To achieve a fit to both late and early universe parameters, we will determine the model parameters in the next section.

3. METHODOLOGY

In our simulation, we would like to match the Λ_r CDM model to late universe and early universe observations. However, as a proxy for these measurements, we will use their matched Λ CDM models — that is, a Λ CDM67 model for the early universe results and a Λ CDM73 model for the late universe results.

Thus, we create the parameters for the Λ_r CDM model as follows — see Table 1.

Parameters for the Λ_r CDM model are chosen to ensure that the early universe parameters determined by *Planck* remain unchanged, and the total scale factor is chosen to preserve the standard ruler method of calculating the Hubble constant. Thus, to:

- a) Preserve the anisotropy of the cosmic microwave background we use parameters that leave the primary anisotropy unchanged by not altering the modeling of effects that occur at the surface of last scattering and before. Specifically, the critical density and the matter density parameters are obtained from the *Planck* results for the Λ CDM67 universe, retaining the early universe conditions.
- b) Preserve the secondary anisotropy which occurs between the last scattering surface and today: The total scale factor is matched to the *Planck* data, ensuring the total expansion required to match the current distribution of structure using the

standard ruler technique. Additionally, the color temperature of the radiation, which is inversely proportional to the scale length, remains unchanged. Thus, the scale factor (which is arbitrarily normalized to 10 for the Λ CDM73 universe in Table 1) is set to that of the Λ CDM67 universe.

Finally, since we are not focused on the pre-CMB universe, we only model matter and dark energy.

In the late universe, we want Λ_r CDM to behave as Λ CDM73. Thus, the Hubble constant today is set to the value of 73, and we also match the dark energy today to that of Λ CDM73. Note that Λ_r CDM therefore has higher dark energy than the Λ CDM67 universe today and, depending on assumptions about structure formation (as we shall discuss below), lower in earlier times. Also, it is not “flat,” although that term is hard to define now that the effective lambda term (Λ_r) is varying over time due to the impact of galaxy clusters.

The above matching maintains a Λ CDM67 early universe and its full-scale factor to the present day, while forcing today's universe to have an H_0 of 73 and a corresponding dark energy value. However, the variation of the scale factor between the last scattering and now differs slightly from what *Planck* assumes. Note that we can pick a lower matter density parameter for Λ CDM73 for the simulation, as its value is not as well established in the references as that from the *Planck* data for Λ CDM67. We will comment on this in the results section (section 4).

In our universe, we must also model gravitationally bounded structure. Let us begin with the current picture. As shown in Table 2, we have estimates for the portion of matter contained in clusters, as well as the mass and size of the clusters. Cluster visible extent is well explored, but gravitationally bound structure extent is much larger because the majority of the cluster mass is in the form of dark matter (Gonzalez et al. 2013); we therefore estimate the overall cluster radius from the dark matter halo extent, as it has been found that the Navarro–Frenk–White (NFW) model (Navarro, Frenk and White 1997) is an excellent fit to a sample of 50 galaxy clusters at $0.15 < z < 0.3$ (Okabe et al. 2013). Note that if the estimate for the portion of matter contained in clusters is lower or higher than we are using, an opposite change in the cluster radius (as the cube root) will yield identical results.

Table 1. Universe simulation parameters

Parameter for universe	Λ CDM73 ($\text{km s}^{-1} \text{Mpc}^{-1}$)	Λ CDM67 ($\text{km s}^{-1} \text{Mpc}^{-1}$)	Λ_r CDM ($\text{km s}^{-1} \text{Mpc}^{-1}$)	Comments on Λ_r CDM values
Hubble constant H_0	73	67.4	73	Match Λ CDM73 at current time
Critical density	Calculated (from H_0)	Calculated (from H_0)	Same as Λ CDM67	Match Λ CDM67 at early time
Scale factor	Normalized to 10	Scaled to Λ CDM73	Same as Λ CDM67	Match Λ CDM67 stretch
Matter density parameter	0.315	0.315	0.315	Match Λ CDM67 universe at early time
Dark energy density parameter	0.685	0.685	0.685	Match Λ CDM67
Present dark energy	As calculated from above parameters	As calculated from above parameters	Same as for Λ CDM73	Match current Λ CDM73 value
References Λ CDM73	H_0 : (Riess et al. 2022); densities: (<i>Planck</i> Collaboration et al. 2020, <i>Planck</i> Collaboration et al. 2021); some recent results indicate a lower matter density parameter (0.308): (Dainotti et al. 2021).			
References Λ CDM67	(<i>Planck</i> Collaboration et al. 2020, <i>Planck</i> Collaboration et al. 2021)			

Table 2. Cluster parameters

Parameter	Value	Comments	References
Density parameter for clusters today Ω_{c0}	0.2		(Ryden 2018, p. 135)
Cluster mass M_c	$5 \times 10^{14} M_0$	Use middle of range of 10^{14} to 10^{15} solar masses.	(Lang 2013)
Cluster radius, which dictates cluster volume V_c	Fit model at ~ 4 Mpc	Visible extent 1–5 Mpc. Pick midpoint of 3, or 1.5 for radius. Add dark matter halo extent of gravitational bound structures of 2.5–3x visible radius.	Visible extent: (Lang 2013, Ryden 2018, p. 134, White 2015) Dark matter halo: (Sparke and Gallagher 2007, pp. 26-28) NFW general profile: (Navarro et al. 1997, Okabe et al. 2013)
Portion of space within gravitationally bounded structures today	0.034	Calculated from above values and critical density per Table I. $\frac{V_{GC0}}{V_0} = \Omega_{c0} \rho_{crit} V_c / M_c$	

Table 3. Cluster development

Event	Time	Observation	References
Early galaxies	After ~200 million years	Detected 87 galaxies that may have been the first to appear in the universe	(Yan et al. 2023)
Early proto-clusters	$z=7.88$ $z\sim 3.3$ (11.8 bya)	JWST early proto-galaxy cluster A massive proto-supercluster	(Morishita et al. 2023) (Forrest et al. 2023)
Cluster abundance	$z\sim 1.8$ (~10 bya)	Detected clusters	(<i>Planck</i> Collaboration et al. 2014, Ghirardini et al. 2021)
~50% clusters relaxed early	~10 bya $z=1.16$ (~8.5 bya) $z=1.2$ (~8.7 bya)	Some clusters are stable starting ~10 bya Distant, dynamically relaxed, cool core cluster Evidence of relaxed clusters stable until $z=1.2$	(McDonald 2017) (Calzadilla et al. 2023) (Darragh-Ford et al. 2023)
Most clusters consistent	To $z=1$ (~8 bya)	Almost no difference in the X-ray luminosity functions (XLF) for clusters $z>0.3$ and $z<0.3$ XLF at $0.3<z<0.6$ consistent with the local XLF Cluster size does not change significantly in range $0.3<z<0.9$	(Lewis et al. 2002) (Ellis and Jones 2002) (Khullar et al. 2022, Muzzin et al. 2012)
Cluster number evolution	Constant to $z=0.35$ (4 bya), ~half to a third by $z=0.5$ (5.2 bya), drops to ~15% by $z=0.7$ (6.5 bya) Mild evolution in observed cluster abundance from $z=0.5$ to 1, half at $z=0.5$, and 1/6 at $z=1$		(<i>Planck</i> Collaboration et al. 2016, XXIV) (White 2015)

With these parameters, we can calculate V_{GC0}/V_0 (where the zero subscript denotes the current value) at a few percent, as shown in the last row of Table 2.

At least for a few billion years back, owing to the stability of clusters, we can calculate V_{GC}/V simply by scaling the current value upwards as the universe shrinks. At earlier times, we also need to take into account changes in the number density and size of clusters.

Simulations with Λ CDM expect the very first stars to emerge some 50–100 million years after the Big Bang and the first galaxies a few hundred million years later, then cosmic mergers take place on progressively larger and larger scales. By the time a few billion years have passed, we expect the universe to be rich in groups and clusters of galaxies, with clusters growing larger, richer, and more evolved as time goes on. About six billion years ago, dark energy became the dominant factor in the expansion of the universe, ensuring a swift drop in cluster growth and in mergers between clusters, leading to a stable cluster population that is not too different from today (Ryden 2018, Ch. 11). However, it is now clear that the predictions of these simulations within Λ CDM for forming stars, galaxies, and clusters are inconsistent with the earlier, evolved structures we are observing with the JWST, a sampling of which is provided in Table 3.

Several studies provide plausible pathways and mechanisms for galaxies to form and grow much more quickly. For example, the most recent simulations that were conducted by Yajima et al. 2022 and Keller et al. 2023.

It is important to clarify that the Λ CDM model does not predict the clustering of the galaxy field directly. Instead, it provides a framework for predicting the density field of the dark matter following epochs of gravitational instability, settling eventually into the dark matter “haloes” (Navarro et al. 1997) that ultimately act as the sites of galaxy formation. As these haloes formed preferentially in locations where the initial density fluctuations were large, they are considered tracers of the underlying density field (Hernández-Aguayo et al. 2023).

Thus, our challenge is that we need the Λ CDM model to estimate clusters at any given time, but we are trying to modify that model because it leads to tensions, not just the Hubble tension, but tensions related to structure formation.

Observations of the late universe large-scale structure constrain the strength with which matter is clustered in the universe. These results differ from those inferred by probes of the early universe. This tension, at the level of 2 to 3 σ , is known as the S_8 tension (see Abdalla et al. 2022 for a review). Furthermore, some observations suggest that the formation of large structures took place earlier and was stronger than expected in the Λ CDM model — for example, around $z = 0.87$, the collision velocity of the interacting galaxy cluster El Gordo and Λ CDM are in tension (Asencio et al. 2021, Asencio et al. 2023).

However, we have some significant larger-scale observations to rely on (the key ones are shown in Table 3). In the last decade or so, owing to the wide-area sky surveys performed with Sunyaev–Zeldovich (SZ) telescopes (Carlstrom et al. 2011, Fowler et al. 2007, *Planck* Collaboration et al. 2016, XIII), it has become possible to detect clusters out to redshifts $z \sim 1.8$ (i.e., 10 billion years ago) with a simpler selection function — namely, the SZ signal tightly correlates with mass (Bocquet et al. 2019, *Planck* Collaboration et al. 2014).

Without a definitive timeline for large-scale structure formation, we model two “bookends” for cluster number and size: early cluster and late cluster development; we expect reality to lie somewhere between these two cases. For the early cluster development case, we keep cluster number and size constant to ~ 8.6 bya, then decrease them linearly to no clusters by ~ 10 bya. This is motivated by recent observations and modelling described above, and is likely aggressive, but will illustrate the effect of Λ_r clearly. For the late cluster development case, we use *Planck* data for cluster density and keep the size constant. Cluster density is modelled as follows: steady at 1 (times current value) to $z = 0.35$ (4 bya), decreasing linearly to 0.4 current value at $z = 0.53$ (5.4 bya), and decreasing linearly to 0.15 at $z = 0.7$ (6.5 bya) (*Planck* Collaboration et al. 2016, XIII), then decreasing linearly to no clusters ~ 9 bya. The volume occupied by clusters is kept constant since, as shown in Table 3, the clusters are very consistent in size; this is because when early irregular and lumpy cluster shapes grow and become more massive, their radii increase only slowly, as most of the new mass concentrates in the core of the cluster (Sparke and Gallagher 2007, p. 294). Thus, in our simulation, we can calculate the volume contained in clusters, V_{GC} ,

by using the following assumptions: the cluster volume remains constant, the number of clusters varies as specified for both late and early cluster development cases, and the total sphere volume, V , is derived from r . As we perform the numerical integration, we calculate Λ_r at each iteration for both the early and late cluster development cases and incorporate it into equation (6). Tables 1 and 2 provide all other parameters needed for equations (6) and (7).

We do not include any effect of galaxies in our modelling. Approximately 5–10% of galaxies live in gravitationally bound clusters (Sparke and Gallagher 2007, p. 292) versus alone or in groups. Clusters have hundreds to thousands of galaxies (Lang 2013). Thus, for every cluster, there are $\sim 10^4$ unbound galaxies, but the cluster radius is 100x the galaxy radius (i.e., Mpc vs. tens of kpc). Thus, the space within galaxies is $1/100^{\text{th}}$ of the space within clusters today, and at $z \sim 1$, it is $\sim 1/10^{\text{th}}$ (assuming the cluster number density drops to $\sim 1/10$ by $z \sim 1$). Galaxies contain a significant proportion of space within them at earlier times, when the universe is much smaller, but at that time, the universe is so matter dominated that small changes in Λ_r do not change the conclusions herein.

4. RESULTS AND DISCUSSION

We integrate equation (6) and use equation (7) to calculate the Hubble parameter H . We then plot the scale factor versus time and H versus time for both late and early cluster cases within the Λ_r CDM universe. For comparison, we also plot the scale factor and H versus time for the Λ CDM73 and Λ CDM67 universes, using equations (2) and (7) along with the parameters provided in Tables 1 and 2. Fig. 1 shows the scale factor of the various universe models versus time.

The Λ_r CDM universes perform as set up (e denotes early cluster development and l denotes late cluster development to distinguish the Λ_r CDM universes). They expand the full-scale factor of the fit to the early universe Λ CDM67. However, they exhibit a late universe Hubble parameter that matches Λ CDM73 as long as most of the clusters are developed (as we shall see below).

Fig. 2 and Fig. 3 respectively plot the Hubble parameter versus time and the percent difference between the parameter for the Λ_r CDM universes and Λ CDM73. Note that in Fig. 2, the Λ_r CDM universes lie on top of Λ CDM73, except at the far left.

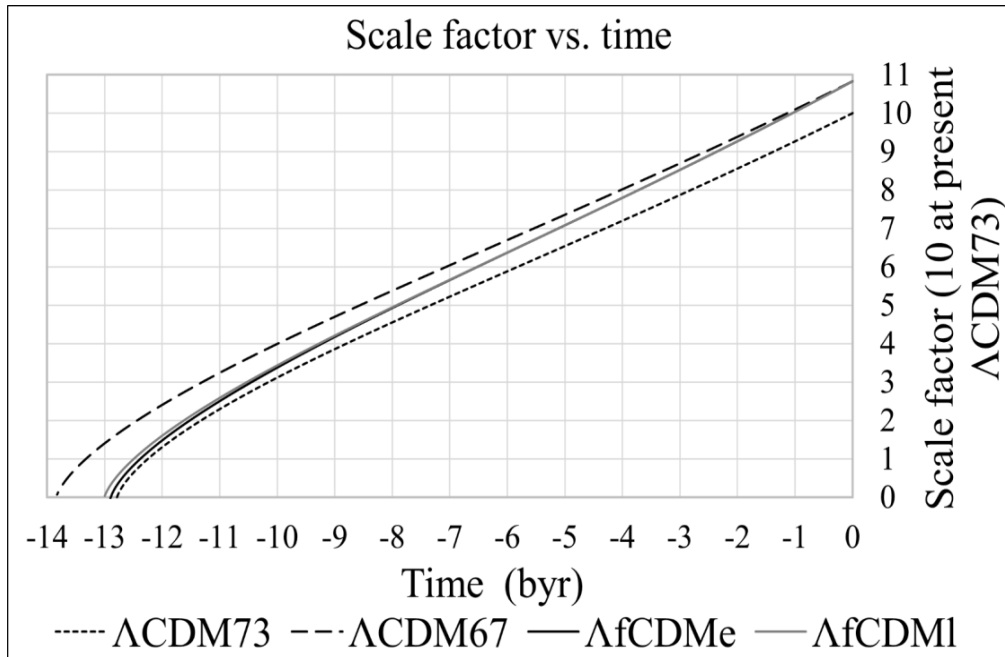


Fig. 1. Scale factor versus time for the various universe models. (Note that the Λ_r CDM models lie virtually on top of each other at this scale, and the grey line hides the black line.)

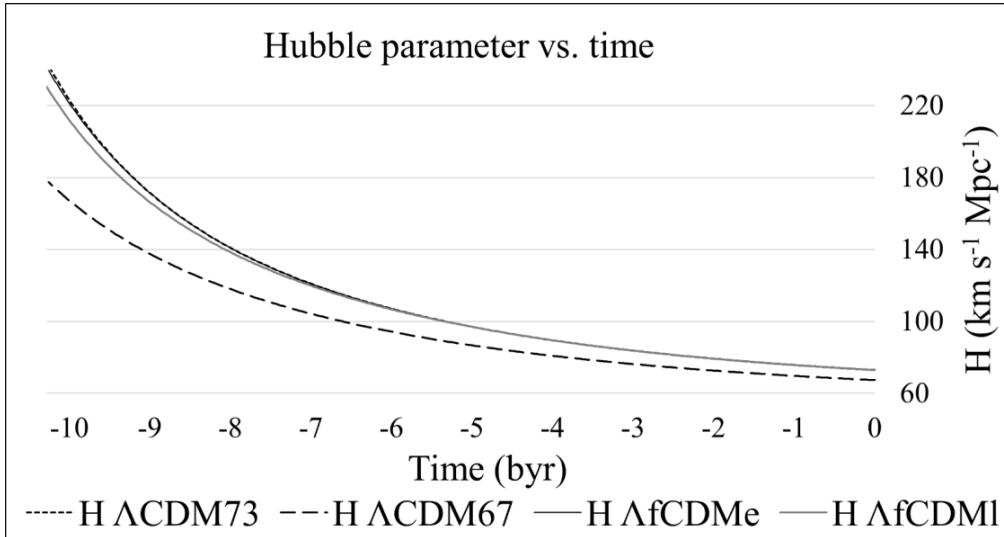


Fig. 2. Hubble parameter H vs. time for the various universes

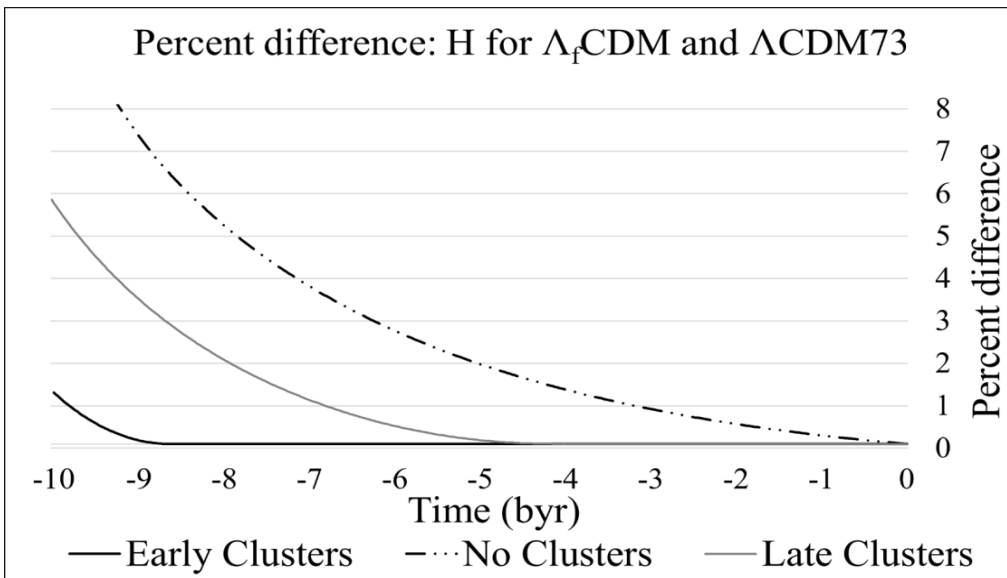


Fig. 3. The difference between H for Λ_f CDM and Λ CDM73 universes

However, the differences are apparent in Fig. 3, as clusters disappear back in time. For illustration, the dash-dot curve is for a universe with no clusters. Clearly, the postulate that the expansion of space within gravitationally bound structures is largely unaffected by the dark energy is the cause of the nearly perfect fit. All these graphs are run with the parameters in the prior tables, except the cluster radius is changed to 4.005 Mpc to optimize the fit to $H_0=73 \text{ km s}^{-1} \text{ Mpc}^{-1}$ in the late universe. As detailed in Section 3, all parameters used to run the models—except for the percentage of volume occupied by clusters at any given time—are derived from early and late universe results published in the

scientific literature (as referenced). The percentage of volume occupied by clusters remains less precisely determined due to observational limitations and the inability to model these parameters without a Λ CDM framework free from tensions. This limitation is acknowledged, and further work to refine these estimates using the new model proposed here is discussed in the conclusions. To address this, we employed two cluster scenarios, termed “early” and “late,” to bound the results. Even for these scenarios, the number density and average cluster volume can only be roughly estimated. We used radius as the primary variable to fit the data—an approach that could

have been alternatively based on mass and number density with similar outcomes. To achieve a fit with the Λ CDM73 universe, we adjusted the initial rough radius estimate of 4 Mpc by a fraction of a percent.

Fig. 4 plots Λ_f (normalized by Λ for the universe with a Hubble constant of 67.4) versus time, as calculated during the numerical integration. This figure illustrates the assumptions regarding cluster development for both the early and late cluster development cases. Note that until about 4 bya (and before about 10 bya), the two lines are coincident.

Our bookends in Fig. 4 show that the Hubble parameter for the Λ_f CDM universes matches the Λ CDM73 universe in the last 9 byr for the early cluster development case and the last 5 byr for the late cluster development case (see Fig. 3). The late cluster development case moves to a lower H universe several billion years back (see Fig. 2, where the grey curve is leaning towards a lower H).

There is some evidence that the inferred value of H_0 vs. redshift isn't constant. A survey of distant quasars gravitationally lensed by closer galaxies calculated the Hubble constant at six different redshift distances. The uncertainties of these values are fairly large, but the inferred value of H_0 for closer lensings seems higher than for more distant lensings (Wong et al. 2020). More recently, the DESI Collaboration results have

started to offer a clearer understanding of dark energy. Specifically, the best-fit results, which also substantially alleviate the Hubble tension (to just below one sigma), favor a modification known as w CDM. This modification to the Λ CDM model assumes that dark energy possesses a constant cosmological equation of state parameter (w), representing the ratio of pressure to energy density in the universe. DESI (including CMB data) obtains a value of w equal to -1.122 (DESI Collaboration et al. 2024), in contrast to the Λ CDM model where w is -1. A value of w around -1.12 roughly aligns with the trajectory of the late clusters curve (grey) depicted in Fig. 4. This curve starts at (an equivalent w of) -1.17, changes to -1.065, and then to -1.133. Additionally, the DESI collaboration investigates a linear time-varying dark energy scenario, where dark energy gets weaker over time. This scenario results in a notable Hubble tension compared to our model, which exhibits weaker and then stronger dark energy and leads to almost no tension.

Finally, the model is robust to other assumptions. The total matter in clusters can be decreased or increased with a cube root adjustment to the cluster radius to yield identical results. The matter density parameter for Λ CDM73 can be reduced from 0.315 and the cluster radius adjusted to obtain a similar fit. For example, a matter density parameter of 0.308 and a cluster radius of 3.8 Mpc obtain the same fit.

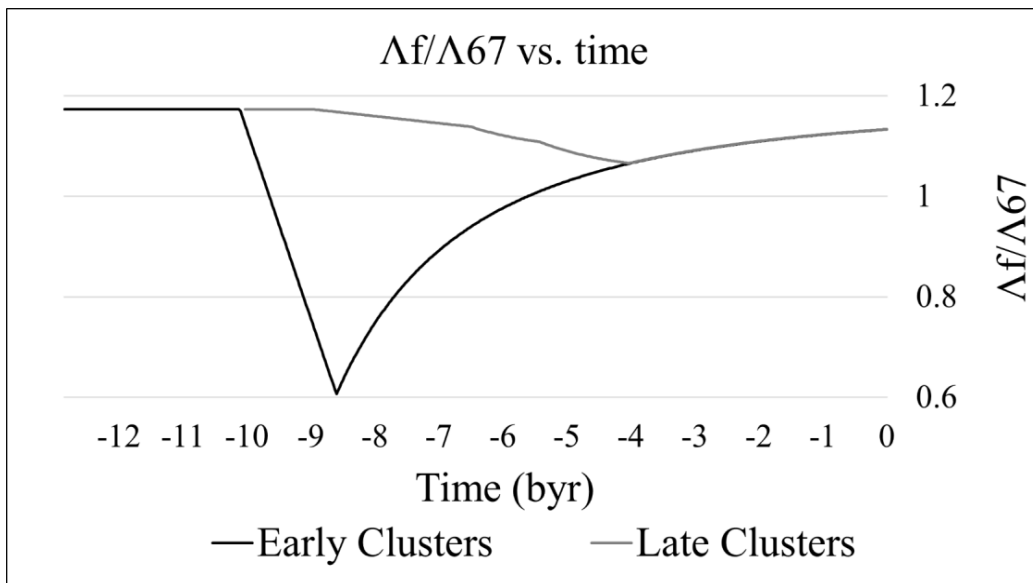


Fig. 4. Λ_f/Λ_{67} as clusters develop for early and late cases

5. CONCLUSIONS

Simulations indicate that a Λ_r CDM model, in which Λ remains constant and assumes that dark energy in the space within gravitationally bound structures does not contribute to the expansion of the universe, can resolve the Hubble tension. Herein, we match the new model to the best-fitting Λ CDM models for the early universe and late universe observations. The next step is to fit the actual early and late universe data to the new model based on a structure formation timeline that is also consistent with it.

The Λ_r CDM model for the case where clusters form early (see Fig. 4, early clusters case and many other possible scenarios between the early and late cluster curves) implies that as structure formation gets going, there is a positive feedback mechanism. That same structure diminishes the effect of Λ (i.e., Λ_r is less than Λ), allowing for enhanced structure formation. Thus, more structure forms faster and earlier than in the traditional Λ CDM. However, this situation reverses as Λ becomes more dominant and larger (i.e., Λ_r is greater than Λ) by 5 billion years ago. From then on, the universe experiences a more accelerated expansion. This should lead to a more homogeneous universe locally than predicted with the CMB data from *Planck* and the standard Λ CDM (without the need to change the matter density parameter), which is moving in the right direction to resolve the S_8 tension (Zohren et al. 2022). Around z of 0.87, the enhanced structure formation compared to the Λ CDM67 model (due to Λ_r being lower than Λ in early clusters case in Fig. 4 at ~ 7.3 bya) should also help resolve the tension between the existence of El Gordo and Λ_r CDM (Asencio et al. 2021, Asencio et al. 2023). To confirm and quantify the reduction or elimination of the S_8 tension and the El Gordo tension with the Λ_r CDM model, one needs to run a cosmological simulation of the model.

Finally, any universe that attempts to fit a H_0 of $73 \text{ km s}^{-1} \text{ Mpc}^{-1}$, even for part of its age, will have a shorter age than implied by the *Planck* data, which fit a H_0 of $67.4 \text{ km s}^{-1} \text{ Mpc}^{-1}$. Thus, the model herein, although leading to an older age of the universe than a standard Λ CDM73, still has an age of about 13 billion years, with different parameter assumptions (such as a lower matter density parameter of 0.308), making it older by ~ 100 million years.

DISCLAIMER

This paper is an extended version of a preprint document of the same author.

The preprint document is available in this link: <https://osf.io/preprints/osf/judaq>

[As per journal policy, preprint /repository article can be published as a journal article, provided it is not published in any other journal]

DISCLAIMER (ARTIFICIAL INTELLIGENCE)

Author(s) hereby declare that generative AI technologies such as Large Language Models, etc. have been used during the writing or editing of manuscripts. This explanation will include the name, version, model, and source of the generative AI technology and as well as all input prompts provided to the generative AI technology.

Details of the AI usage are given below:

1. Author hereby declares that generative AI technology ChatGPT 4.0 has been used during the editing of the manuscript.

ACKNOWLEDGEMENTS

I am very grateful to Roger Penrose, Phillip Stamp, and William Unruh for their guidance and criticism of my earlier work, related to dark energy, which led to this paper. Also, to Elena Asencio, for her email discussion on the tension between Λ CDM and the existence of El Gordo.

COMPETING INTERESTS

Author has declared that they have no known competing financial interests or non-financial interests or personal relationships that could have appeared to influence the work reported in this paper.

REFERENCES

- Abdalla, E., et al. (2022). Cosmology intertwined: A review of the particle physics, astrophysics, and cosmology associated with the cosmological tensions and anomalies. *Journal of High Energy Astrophysics*, 34, 49-211. <https://doi.org/10.1016/j.jheap.2022.04.002>
- Asencio, E., et al. (2021). A massive blow for Λ CDM – the high redshift, mass, and

- collision velocity of the interacting galaxy cluster El Gordo contradicts concordance cosmology. *Monthly Notices of the Royal Astronomical Society*, 500(4), 5249-5267. <https://doi.org/10.1093/mnras/staa3441>
- Asencio, E., et al. (2023). The El Gordo galaxy cluster challenges Λ CDM for any plausible collision velocity. *The Astrophysical Journal*, 954, 162. <https://doi.org/10.3847/1538-4357/ace62a>
- Benisty, D., Davis, A., & Evans, N. W. (2023). Constraining dark energy from the Local Group dynamics. *The Astrophysical Journal Letters*, 953, L2. <https://doi.org/10.3847/2041-8213/ace90b>
- Bocquet, S., et al. (2019). Cluster cosmology constraints from the 2500 deg² SPT-SZ survey: Inclusion of weak gravitational lensing data from Magellan and the Hubble Space Telescope. *The Astrophysical Journal*, 878, 55. <https://doi.org/10.3847/1538-4357/ab1f10>
- Buchert, T., et al. (2015). Is there proof that backreaction of inhomogeneities is irrelevant in cosmology? *Classical and Quantum Gravity*, 32, 215021. <https://doi.org/10.48550/arXiv.1505.07800>
- Calzadilla, M. S., et al. (2023). SPT-CL J2215–3537: A massive starburst at the center of the most distant relaxed galaxy cluster. *The Astrophysical Journal*, 947, 44. <https://doi.org/10.3847/1538-4357/acc6c2>
- Carlstrom, J. E., et al. (2011). The 10 meter South Pole Telescope. *Publications of the Astronomical Society of the Pacific*, 123, 568. <https://doi.org/10.1086/659879>
- Chernin, A. D., et al. (2013). Dark energy and the structure of the Coma cluster of galaxies. *Astronomy and Astrophysics*, 553, A101. <https://doi.org/10.1051/0004-6361/201220781>
- Dainotti, M. G., et al. (2021). On the Hubble constant tension in the SNe Ia Pantheon sample. *The Astrophysical Journal*, 912(2), 150. <https://doi.org/10.3847/1538-4357/abeb73>
- Darragh-Ford, E., et al. (2023). The concentration–mass relation of massive, dynamically relaxed galaxy clusters: Agreement between observations and Λ CDM simulations. *Monthly Notices of the Royal Astronomical Society*, 521(1), 790-799. <https://doi.org/10.1093/mnras/stad585>
- DESI Collaboration, et al. (2024). DESI 2024 VI: Cosmological constraints from the measurements of baryon acoustic oscillations. <https://arXiv:2404.03002>, Table 10.
- Di Valentino, E., et al. (2021). In the realm of the Hubble tension—a review of solutions. *Classical and Quantum Gravity*, 38, 153001. <https://doi.org/10.1088/1361-6382/ac086d>
- Ellis, S. C., & Jones, L. R. (2002). A reanalysis of the X-ray luminosities of clusters of galaxies with $0.3 < z < 0.6$ in the EMSS sample. *Monthly Notices of the Royal Astronomical Society*, 330(3), 631-64. <https://doi.org/10.1046/j.1365-8711.2002.05092.x>
- Forrest, B., et al. (2023). Elentári: A massive proto-supercluster at $z \sim 3.3$ in the COSMOS field. *Monthly Notices of the Royal Astronomical Society Letters*, 526, L56-62. <https://doi.org/10.1093/mnras/slad114>
- Fowler, J. W., et al. (2007). Optical design of the Atacama Cosmology Telescope and the Millimetre Bolometric Array Camera. *Applied Optics*, 46, 3444-3454. <https://doi.org/10.1364/AO.46.003444>
- Ghirardini, V., et al. (2021). Evolution of the thermodynamic properties of clusters of galaxies out to redshift of 1. *The Astrophysical Journal*, 910, 14. <https://doi.org/10.3847/1538-4357/abc68d>
- Gonzalez, A. H., et al. (2013). Galaxy cluster baryon fractions revisited. *The Astrophysical Journal*, 778, 14. <https://doi.org/10.1088/0004-637X/778/1/14>
- Harrison, E. (2000). *Cosmology: The Science of the Universe*. Cambridge University Press.
- Hernández-Aguayo, C., et al. (2023). The MillenniumTNG Project: High-precision predictions for matter clustering and halo statistics. *Monthly Notices of the Royal Astronomical Society*, 524(2), 2556–2578. <https://doi.org/10.1093/mnras/stad1657>
- Hong, T., Han, J. L., & Wen, Z. L. (2016). A detection of baryon acoustic oscillations from the distribution of galaxy clusters. *The Astrophysical Journal*, 826, 154. <https://doi.org/10.3847/0004-637X/826/2/154>
- Keller, B. W., et al. (2023). Can cosmological simulations reproduce the spectroscopically confirmed galaxies seen at $z \geq 10$? *The Astrophysical Journal Letters*, 943, L28. <https://doi.org/10.3847/2041-8213/acb148>
- Khullar, G., et al. (2022). Synthesizing stellar populations in South Pole Telescope

- galaxy clusters. I. Ages of quiescent member galaxies at $0.3 < z < 1.4$. *The Astrophysical Journal*, 934, 177. <https://doi.org/10.3847/1538-4357/ac7c0c>
- Lang, K. R. (2013). *The Life and Death of Stars*. Cambridge University Press.
- Lewis, A. D., et al. (2002). New X-ray clusters in the Einstein Extended Medium-Sensitivity Survey. I. Modifications to the X-ray luminosity function. *The Astrophysical Journal*, 566(2), 744. <https://doi.org/10.1086/324139>
- McDonald, M. (2017). Galaxy cluster evolution over the past 10 billion years, Center for Astrophysics, Harvard & Smithsonian, Cambridge, MA.
- Morishita, T., et al. (2023). Early results from GLASS-JWST. XIV. A spectroscopically confirmed protocluster 650 million years after the Big Bang. *The Astrophysical Journal Letters*, 947, L24. <https://doi.org/10.3847/2041-8213/acb99e>
- Muzzin, A., et al. (2012). The Gemini Cluster Astrophysics Spectroscopic Survey (GCLASS): The role of environment and self-regulation in galaxy evolution at $z \sim 1$. *The Astrophysical Journal*, 746, 188. <https://doi.org/10.1088/0004-637X/746/2/188>
- Navarro, J. F., Frenk, C. S., & White, S. D. M. (1997). A universal density profile from hierarchical clustering. *The Astrophysical Journal*, 490, 493. <https://doi.org/10.1086/304888>
- Okabe, N., et al. (2013). LoCuSS: The mass density profile of massive galaxy clusters at $z = 0.2$. *The Astrophysical Journal Letters*, 769, L35. <https://doi.org/10.1088/2041-8205/769/2/L35>
- Planck Collaboration, et al. (2014). Planck 2013 results, XX. Cosmology from Sunyaev–Zeldovich cluster counts. *Astronomy and Astrophysics*, 571, A20. <https://doi.org/10.1051/0004-6361/201321521>
- Planck Collaboration, et al. (2016). Planck 2015 results, XIII. Cosmological parameters. *Astronomy and Astrophysics*, 594, A13. <https://doi.org/10.1051/0004-6361/201525830>
- Planck Collaboration, et al. (2016). Planck 2015 results, XXIV. Cosmology from Sunyaev-Zeldovich cluster counts. *Astronomy and Astrophysics*, 594, A24. <https://doi.org/10.1051/0004-6361/201525833>
- Planck Collaboration, et al. (2020). Planck 2018 results, VI. Cosmological parameters. *Astronomy and Astrophysics*, 641, A6. <https://doi.org/10.1051/0004-6361/201833910>
- Planck Collaboration, et al. (2021). Planck 2018 results, VI. Cosmological parameters (Corrigendum). *Astronomy and Astrophysics*, 652, C4. <https://doi.org/10.1051/0004-6361/201833910e>
- Riess, A. G., et al. (2022). A comprehensive measurement of the local value of the Hubble constant with $1 \text{ km s}^{-1} \text{ Mpc}^{-1}$ uncertainty from the Hubble Space Telescope and the SH0ES Team. *The Astrophysical Journal Letters*, 934, L7. <https://doi.org/10.3847/2041-8213/ac5c5b>
- Riess, A. G., et al. (2023). Crowded no more: The accuracy of the Hubble constant tested with high-resolution observations of Cepheids by JWST. *The Astrophysical Journal Letters*, 956, L18. <https://doi.org/10.3847/2041-8213/acf769>
- Riess, A. G., et al. (2024). JWST observations reject unrecognized crowding of Cepheid photometry as an explanation for the Hubble tension at 8σ confidence. *The Astrophysical Journal Letters*, 962, L17. <https://doi.org/10.3847/2041-8213/ad1ddd>
- Ryden, B. (2018). *Introduction to Cosmology* (2nd ed.). Cambridge University Press.
- Sikora, S., & Glód, K. (2021). Construction of the cosmological model with periodically distributed inhomogeneities with growing amplitude. *European Physical Journal*, C81, 208. <https://doi.org/10.1140/epjc/s10052-021-08992-2>
- Sparke, L. S., & Gallagher, J. S. (2007). *Galaxies in the Universe* (2nd ed.). Cambridge University Press.
- Steinhardt, P. J., & Turok, N. (2006). Why the cosmological constant is small and positive. *Science*, 312(5777), 1180. <https://doi.org/10.1126/science.1126231>
- White, S. (2015). Cluster cosmology: A theoretical view. RAS Discussion Meeting (London). Retrieved from www.mpa.mpg.de/~swhite/talk/RAS_clusters15.pdf
- Wong, K. C., et al. (2020). H0LiCOW – XIII. A 2.4 per cent measurement of H_0 from lensed quasars: 5.3σ tension between early- and late-Universe probes. *Monthly Notices of*

- the Royal Astronomical Society*, 498, 1420-1439.
<https://doi.org/10.1093/mnras/stz3094>
- Yajima, H., et al. (2022). FOREVER22: Galaxy formation in protocluster regions. *Monthly Notices of the Royal Astronomical Society*, 509(3), 4037-4057.
<https://doi.org/10.1093/mnras/stab3092>
- Yan, H., et al. (2023). First batch of $z \approx 11-20$ candidate objects revealed by the James Webb Space Telescope Early Release Observations on SMACS 0723-73. *The Astrophysical Journal Letters*, 942, L9.
<https://doi.org/10.3847/2041-8213/aca80c>
- Zohren, H., et al. (2022). Extending empirical constraints on the SZ–mass scaling relation to higher redshifts via HST weak lensing measurements of nine clusters from the SPT-SZ survey at $z \gtrsim 1$. *Astronomy and Astrophysics*, 668, A18.
<https://doi.org/10.1051/0004-6361/202142991>

Disclaimer/Publisher's Note: The statements, opinions and data contained in all publications are solely those of the individual author(s) and contributor(s) and not of the publisher and/or the editor(s). This publisher and/or the editor(s) disclaim responsibility for any injury to people or property resulting from any ideas, methods, instructions or products referred to in the content.

© Copyright (2025): Author(s). The licensee is the journal publisher. This is an Open Access article distributed under the terms of the Creative Commons Attribution License (<http://creativecommons.org/licenses/by/4.0>), which permits unrestricted use, distribution, and reproduction in any medium, provided the original work is properly cited.

Peer-review history:
The peer review history for this paper can be accessed here:
<https://www.sdiarticle5.com/review-history/129279>