



HAL
open science

Quantum phases of dipolar bosons in bilayer geometry

A Safavi-Naini, Ş G Söyler, Guido Pupillo, H R Sadeghpour, B
Capogrosso-Sansone

► **To cite this version:**

A Safavi-Naini, Ş G Söyler, Guido Pupillo, H R Sadeghpour, B Capogrosso-Sansone. Quantum phases of dipolar bosons in bilayer geometry. *New Journal of Physics*, 2013, 15 (1), pp.013036. 10.1088/1367-2630/15/1/013036 . hal-04835230

HAL Id: hal-04835230

<https://hal.science/hal-04835230v1>

Submitted on 13 Dec 2024

HAL is a multi-disciplinary open access archive for the deposit and dissemination of scientific research documents, whether they are published or not. The documents may come from teaching and research institutions in France or abroad, or from public or private research centers.

L'archive ouverte pluridisciplinaire **HAL**, est destinée au dépôt et à la diffusion de documents scientifiques de niveau recherche, publiés ou non, émanant des établissements d'enseignement et de recherche français ou étrangers, des laboratoires publics ou privés.



Distributed under a Creative Commons Attribution - NonCommercial - ShareAlike 4.0 International License

PAPER • OPEN ACCESS

Quantum phases of dipolar bosons in bilayer geometry

To cite this article: A Safavi-Naini *et al* 2013 *New J. Phys.* **15** 013036

View the [article online](#) for updates and enhancements.

You may also like

- [Current conserving theory for frequency dependent noise power under dc bias](#)
Jiangtao Yuan, Yin Wang and Jian Wang
- [Submicrometer-scale temperature sensing using quantum coherence of a superconducting qubit](#)
Kosuke Kakuyanagi, Hiraku Toida, Leonid V Abdurakhimov *et al.*
- [The space of logically consistent classical processes without causal order](#)
Amin Baumeler and Stefan Wolf

Quantum phases of dipolar bosons in bilayer geometry

A Safavi-Naini^{1,2,6}, Ş G Söyler³, G Pupillo⁴, H R Sadeghpour²
and B Capogrosso-Sansone⁵

¹ Department of Physics, Massachusetts Institute of Technology, Cambridge, MA 02139, USA

² ITAMP, Harvard-Smithsonian Center for Astrophysics, Cambridge, MA 02138, USA

³ The Abdus Salam International Centre for Theoretical Physics, Strada Costiera 11, I-34151 Trieste, Italy

⁴ ISIS (UMR 7006) and IPCMS (UMR 7504), Université de Strasbourg and CNRS, Strasbourg, France

⁵ Homer L Dodge Department of Physics and Astronomy, The University of Oklahoma, Norman, OK 73019, USA

E-mail: safavin@mit.edu

New Journal of Physics **15** (2013) 013036 (11pp)

Received 28 August 2012

Published 17 January 2013

Online at <http://www.njp.org/>

doi:10.1088/1367-2630/15/1/013036

Abstract. We investigate the quantum phases of hard-core dipolar bosons confined to a square lattice in a bilayer geometry. Using exact theoretical techniques, we discuss the many-body effects resulting from the pairing of particles across layers at finite density, including a novel pair supersolid, superfluid and solid phases. These results are of direct relevance to experiments with polar molecules and atoms with large magnetic dipole moments trapped in optical lattices.

⁶ Author to whom any correspondence should be addressed.



Content from this work may be used under the terms of the [Creative Commons Attribution-NonCommercial-ShareAlike 3.0 licence](https://creativecommons.org/licenses/by-nc-sa/3.0/). Any further distribution of this work must maintain attribution to the author(s) and the title of the work, journal citation and DOI.

Recent experimental breakthroughs in the realization of ultracold gases of high-spin aligned atoms with large dipole moments [1–4], highly excited Rydberg atoms [5, 6] and of ground-state polar molecules [7, 8] hold considerable promise for investigations of many-body quantum systems where dipolar interactions can become dominant [9–12]. The anisotropy of dipolar interactions combined with the possibility of confining particles in low-dimensional geometries using optical lattices allows for the study of novel pairing mechanisms and the associated quantum phases in a setup where collisional losses are suppressed. This is particularly intriguing for the case of magnetic atoms, where confinement to lattices with spacings as small as 200 nm is possible [13], which favors inter-site dipolar interactions and pairing.

Pairing of two spin-polarized *fermionic* dipoles across coupled two-dimensional (2D) layers [14] or *bosonic* one-dimensional (1D) wires [15] in an optical lattice has already led to the prediction of 2D inter-layer superfluidity [16–21], analogous to bi-exciton condensation, and the 1D quantum roughening transition [22] in the case of equal number of particles in each layers. Additional exotic phenomena occur for unequal populations [23], where (spin-rotational) symmetry breaking can induce, e.g., stable liquids and crystals of composite multimers [24] for both *bosonic* and *fermionic* species. For *bosonic* gases in the strongly interacting regime [25], emergent parafermionic behavior has been demonstrated [26, 27] in coupled 1D wires. In two dimensions, a recent mean-field study in bilayer geometry [28] has predicted novel quantum phenomena for a model of dipolar bosons on a lattice, including a so-called pair supersolid (PSS) phase. Different from supersolids on a single lattice [29–31], the latter implies diagonal solid order coexisting with an off-diagonal superfluid order, both derived from composite pairs of dipoles. The experimental observation of this quantum phase and the associated pair superfluids (PSF) and solids would constitute a breakthrough for condensed matter in the cold atomic and molecular context. Thus, the challenge is now to determine whether these quantum phases can be realized for a realistic Hamiltonian representing the microscopic dynamics of strongly interacting dipolar bosons as realized in experiments.

In this work, we study a system consisting of hardcore dipolar bosons confined to two neighboring 2D layers of a 1D optical lattice (see figure 1(a)). The dipole moment of each particle is polarized perpendicular to the layers, which results in repulsive in-plane dipole–dipole interactions. This ensures collisional stability against short-range inelastic collisions in the strongly interacting gas. Out-of-plane dipolar interactions are dominantly attractive, which favors inter-layer pairing. Using exact theoretical techniques based on quantum Monte Carlo methods [32], we demonstrate below that this anisotropy and the long-range nature of interactions can induce crystallization of the dipolar cloud into a charge-density wave for a wide range of trapping parameters and interactions. Exotic quantum phases such as the PSS phase and a PSF are achieved under experimentally realistic trapping conditions. These phases can survive up to temperatures of the order of a few nK for a gas of polar molecules or strongly magnetic atoms.

The system we have in mind is described by the single-band tight-binding Hamiltonian

$$H = -J \sum_{(i,j),\alpha} a_{i\alpha}^\dagger a_{j\alpha} - \frac{1}{2} \sum_{i\alpha;j\beta} V_{i\alpha;j\beta} n_{i,\alpha} n_{j,\beta} - \sum_{i,\alpha} \mu_\alpha n_{i,\alpha}. \quad (1)$$

Here $\alpha, \beta = 1, 2$ and i, j label the layers and the lattice sites in each layer, respectively, while $a_{i,\alpha}$ ($a_{i,\alpha}^\dagger$) are the bosonic creation (annihilation) operators, with $a_{i,\alpha}^{\dagger 2} = 0$ and $n_{i,\alpha} = a_{i,\alpha}^\dagger a_{i,\alpha}$. The brackets $\langle \rangle$ denote summation over nearest neighbors only. The first term in equation (1) describes the kinetic energy with in-plane hopping rate J . The second term is the dipole–dipole

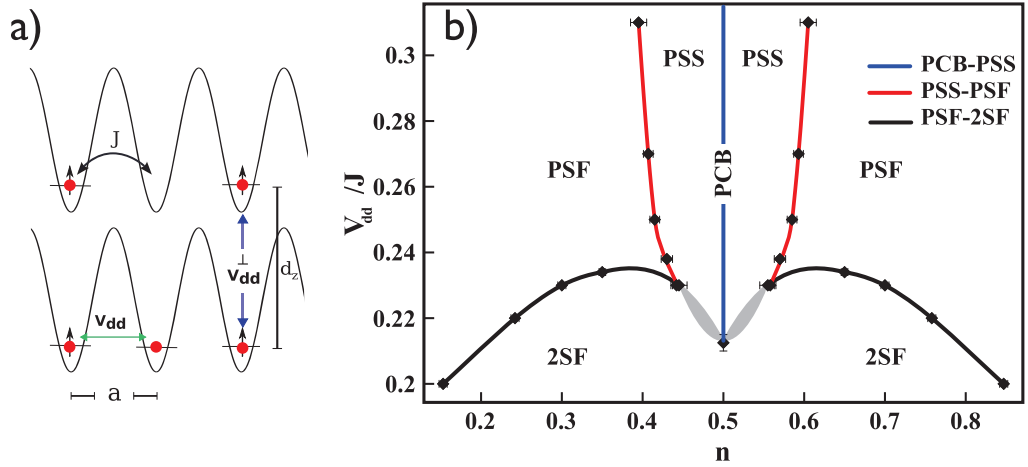


Figure 1. (a) A schematic representation of the setup consisting of two 2D layers of a 1D optical lattice. Here we show one row in each layer. The separation between the layers is denoted by d_z , and a is the lattice constant. We use V_{dd} and V_{dd}^\perp to denote the intra-layer and inter-layer dipolar interactions, respectively. (b) Phase diagram of Hamiltonian equation (1) as a function of V_{dd}/J and particle density n , computed via QMC simulations, for an inter-layer distance $d_z/a = 0.36$ (see the text). CB, checkerboard solid; PSS, pair supersolid; PSF, paired superfluid; 2SF, independent superfluids. The phase boundaries in the dashed region are not resolved.

interaction given by $V_{i_\alpha; j_\beta} = C_{dd}(1 - 3 \cos^2 \theta)/(4\pi |i_\alpha - j_\beta|^3)$, where θ is the angle between particles at positions i_α and j_β and $C_{dd} = d^2/\epsilon_0$ ($C_{dd} = \mu_0 d^2$) for electric (magnetic) dipoles of strength d . We denote the repulsive (attractive) nearest neighbor intra-layer (inter-layer) interaction by $V_{dd} = C_{dd}/(4\pi a^3)$ ($V_{dd}^\perp = 2C_{dd}/4\pi d_z^3$), with a the in-plane lattice constant. The inter-layer distance is d_z . The relative strength V_{dd}/V_{dd}^\perp can be tuned over a wide range of values by changing d_z/a . The quantity μ_α is the chemical potential which sets the number of particles in each layer. Here we fix $\mu_1 = \mu_2$, i.e. $N_1 = N_2$.

Hamiltonian equation (1) provides a microscopic description for the dynamics of, e.g., a gas of RbCs molecules ($d \approx 1.25$ D) at low density n , such that the initial system has no doubly occupied sites [33]. Collisional stability is ensured for $n^{-1/2} \gg (d^2/\hbar\omega_\perp)^{1/3} \simeq 130$ nm with $\omega_\perp \simeq 100$ kHz the frequency of transverse confinement provided by the in-plane optical lattice [34]. In addition, the choice $d^2/d_z^3 < V_0$ avoids interaction-induced inter-layer tunneling, with V_0 the depth of the optical potential in the transverse direction. Model equation (1) can also be used to describe the dynamics of a gas of strongly magnetic dipolar atoms, such as Dy ($d = 10 \mu_B$). In this case, the conservative estimate above for collisional stability is satisfied for $\omega_\perp \simeq 1$ kHz.

In the following, we present exact theoretical results based on path integral quantum Monte Carlo simulations using a two-worm algorithm [35] which allows for efficient sampling of paired phases. We have performed simulations of $L \times L = N_{\text{sites}}$ square lattices with $L = 8, 12, 16, 20$ and 24 . For computational convenience, we have set the dipole-dipole interaction cutoff to the third nearest neighbor and have checked that using a larger cutoff did not change the simulation results within errorbars. Lower cutoff values do not allow for stabilization of,

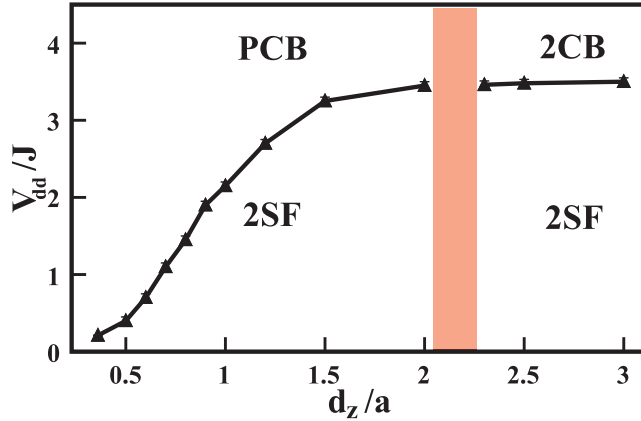


Figure 2. A plot of the minimum V_{dd}/J needed to stabilize the CB phase as a function of d_z/a . Once the layers are separated by $d_z/a > 2$ they behave as independent layers. The shaded area indicates the transition region between the PCB and 2CB phases.

e.g., supersolid phases; see below. In the following we choose $d_z/a = 0.36$ and $d_z \sim 200$ nm, which is experimentally feasible with, e.g., Cr or Dy atoms [2, 3]. We show below that this choice allows one to access a parameter regime where particles on different layers can pair up to form a composite object. Below, we first discuss the phase diagram and then discuss in more detail the various phases.

The phase diagram of equation (1) at temperature $T = 0$ is shown in figure 1(b) as a function of V_{dd}/J and the density n , in the parameter regime $0.31 > V_{dd}/J > 0.2$ and $0.1 < n < 0.9$, with $d_z/a = 0.36$. We expect this phase diagram to be representative of situations with $d_z/a \ll 2$, where inter-layer pairing is favored (see figure 2).

At half-filling $n = 0.5$, an incompressible checkerboard solid of pairs (PCB) is stabilized for sufficiently large values of V_{dd}/J . Similar to the conventional checkerboard phase present in single layers [30], here atoms in each layer occupy every other site of the lattice, due to in-plane dipolar repulsion. The checkerboard order is characterized by a finite value of the static structure factor $S(\mathbf{k})$ at the reciprocal lattice vector $\mathbf{k} = (\pi, \pi)$, with

$$S(\mathbf{k}) = \frac{1}{N} \sum_{r,r'} \exp[i\mathbf{k}(\mathbf{r} - \mathbf{r}')] \langle n_r n_{r'} \rangle, \quad (2)$$

and the system displays zero superfluidity. We find that in the PCB phase, atoms across the layers are strongly paired due to attractive inter-layer interactions. As a result, the position of the two checkerboard solids is strongly correlated, i.e. they sit on top of each other. The system can be thus envisioned as a solid of pairs [28, 36], with an effective mass $m_{\text{eff}} \sim J^2/(2V_{\text{dd}}^{\perp} + zV_{\text{dd}})$, where z is the coordination number. The PCB solid is stabilized at (much) lower values of V_{dd}/J compared to the case of checkerboard solids in a single layer [30], in analogy with what is found in [36]. This is due to the higher effective mass of the pairs. A similar robustness of this phase is also found for melting at finite temperature.

Upon doping the PCB solid with extra particles or holes, a so-called PSS phase is immediately stabilized. The latter displays both diagonal long-range order with $S(\pi, \pi) \neq 0$, off-diagonal long-range order associated with a non-vanishing value of the pair-condensate

order parameter $\Psi = \langle a_{i,\alpha} a_{i,\beta} \rangle \neq 0$ (with $\alpha \neq \beta$) and an associated finite superfluid stiffness for pairs (see below). The single-particle condensate order parameter $\psi_i^\alpha = \langle a_{i,\alpha} \rangle = 0$ is instead zero. The existence of off-diagonal order is consistent with a picture of delocalized defects [29, 37], which here correspond to correlated pairs of holes or extra particles across the layers. The PSS phase forms a lobe structure in the $(V_{\text{dd}}/J - n)$ -plane, around the PCB line. Away from the tip of the lobe, we find that by varying n at constant V_{dd}/J the PSS loses its diagonal long-range order by melting into a PSF phase, via an Ising-type transition (red continuous line). The PSF phase, with $\Psi \neq 0$ and $\psi_i^\alpha = 0$, is destroyed in favor of a 2SF (a phase with independent, although correlated, superfluids on each layer) for smaller values of V_{dd}/J . In particular, we note that a tiny PSF region should persist in between the PSS and 2SF phases even close to the tip of the PSS lobe; however, this is within errorbars for $V_{\text{dd}}/J \lesssim 0.2$. Exactly at filling $n = 0.5$, our results are consistent with a direct PCB–2SF transition, as discussed below, with no intermediate PSS phase. In particular, we find no evidence of, e.g., possible micro-emulsion phases [31, 38], within errorbars.

Finally, we note that a host of other phases are present in the general phase diagram for two layers. In particular, we find that for stronger values of $V_{\text{dd}}/J \gtrsim 0.3$ the system displays a sequence of incompressible phases at various rational fillings of the lattice, similar to the so-called Devil’s staircase found in the case of a single layer. We also expect novel PSS phases to appear around lobes at, e.g., filling $n = 0.25$, in analogy with [30]. In addition, independent solids as well as supersolid phases can be achieved by increasing the layer distance, while mixtures of solid and superfluid phases can be stabilized by modifying the relative particle density in the two layers. The discussion of some of these phases is, however, beyond the scope of the present work. In the remainder of the paper, we discuss in more detail the various phases and their transitions at zero and finite temperature around $n = 0.5$.

Stability of the PCB phase. As discussed above, the PCB phase at $n = 0.5$ is characterized by a finite value of the order parameter $S(\pi, \pi)$ and no off-diagonal order. The latter is associated with superfluidity in a (2+1)-dimensional interacting system, which can be measured straightforwardly within Monte Carlo (see below). In addition, within the PCB phase inter-layer dipolar attraction strongly correlates the positions of particles in the two layers.

The stability of the PCB phase with respect to intra-plane interactions as well as inter-layer distance d_z/a at zero temperature is analyzed in figure 2. There, we numerically determine the minimum dipolar interaction strength V_{dd}/J required to stabilize the PCB phase at a given d_z/a . In order to establish whether the solid phase is paired, we have performed several simulations with different initial conditions for each set of parameters and observed whether the equilibrium configuration was dependent on the initial choice or not. The figure shows that a PCB phase is stabilized for $d_z/a \lesssim 2$ and sufficiently large V_{dd}/J (continuous line). In this parameter regime, the system above (below) the continuous line is a PCB (2SF) phase, respectively; that is, the continuous line visualizes the shift of the PCB–2SF transition point of figure 1(b) as a function of d_z/a . Instead, for $d_z/a > 2$ and large enough interactions the insulating phase above the (dotted) line corresponds to two independent checkerboard phases (2CB). This points to the possible presence of a tri-critical point in the phase diagram around $d_z/a \approx 2$. The shaded area in figure 2 shows the transition region where the PCB phase is replaced by the 2CB phase. The details of this phase transition are beyond the scope of this work. We have confirmed that the computed transition points are independent of the interaction cutoff that we use, within our errorbars, and should thus be quantitatively relevant to experiments.

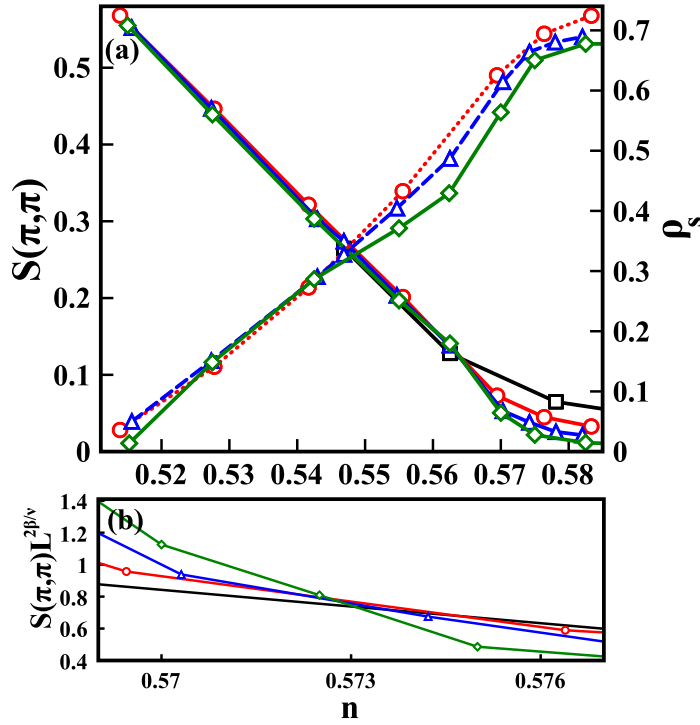


Figure 3. (a) Structure factor $S(\pi, \pi)$ (solid lines, left y-axis) and superfluid stiffness ρ_s (dashed lines, right y-axis) in the PSS phase for $L = 8$ (black squares), 12 (red circles), 16 (blue triangles) and 20 (green diamonds) at $T/J = 1/(1.5L)$ shown by black squares, red circles, blue triangles and green diamonds, respectively. The PSS–PSF transition point is at $V_{dd} = 0.238J$. (b) The scaled structure factor $S(\pi, \pi)L^{2\beta/\nu}$ versus n with $2\beta/\nu = 1.0366$ for $L = 8, 12, 16$ and 20.

In the following, we focus on $d_z/a = 0.36$ to satisfy $V_{dd}^\perp \gtrsim 10J$ in the vicinity of the tip of the lobe. We find that this choice ensures pairing at $n \sim 0.5$ (in the vicinity of the PCB phase) while keeping V_{dd} relatively low. This corresponds to experimentally optimal conditions to observe PSS phase: a lower effective mass of pairs m_{eff} results in a larger superfluid density, which in turn results in higher critical temperatures (see also below).

PSS phase. Figure 1(b) shows that a PSS lobe is immediately formed by doping the PCB solid with either vacancies (holes) or interstitials (extra particles). The hard-core constraint of equation (1) ensures particle–hole symmetry, and thus reflection symmetry of the lobe, around $n = 0.5$.

We characterize this PSS phase in figure 3, for a specific choice of interaction strength $V_{dd}/J = 0.238$. In the figure, the order parameter for the diagonal checkerboard solid order $S(\pi, \pi)$ (continuous lines) and the superfluid stiffness of pairs ρ_{PSS} are plotted as a function of n . The quantity $\rho_{\text{PSS}} = T\langle \mathbf{W}^2 \rangle / dL^{d-2}$ [39] is directly related to a pair condensate, and can be calculated within quantum Monte Carlo, with $\mathbf{W} = W_1 + W_2$ the sum of winding numbers in layers 1 and 2. The figure shows that for an extended range of densities, both the static structure factor and the PSF stiffness are finite and system size independent, showing the existence of a stable supersolid phase in the lobe region. We note that, due to pairing across the layers, in the PSS phase the fluctuation of *difference* in winding numbers is zero ($\langle (W_1 - W_2)^2 \rangle$).

Table 1. Quantum phases of figure 1 and the corresponding order parameters: structure factor $S(\pi, \pi)$; single-particle condensate $\psi_i^\alpha = \langle a_{i,\alpha} \rangle$ in each layer α ; pair-condensate order parameter $\Psi = \langle a_{i,\alpha} a_{i,\beta} \rangle$, with $\alpha \neq \beta$ (see the text).

Phase	$S(\pi, \pi)$	ψ_i^α	Ψ
PCB	$\neq 0$	0	0
PSS	$\neq 0$	0	$\neq 0$
PSF	0	0	$\neq 0$
2SF	0	$\neq 0$	$\neq 0$

Superfluid phases. As the system is doped further, the PSS disappears in favor of a PSF phase. The latter displays pair-induced off-diagonal long-range order only (see, e.g., table 1). We find that the PSS–PSF transition is of the Ising-type universality class in (2+1) dimensions, analogous to the case of a single layer [30]. Critical points are determined using finite-size scaling for the static structure factor with scaling coefficients $2\beta/\nu = 1.0366$ [40] (see figure 3(b) for the specific choice $V_{\text{dd}} = 0.238J$). In the figure the scaled quantity $S(\pi, \pi)L^{1.0366}$ is plotted as a function of n , and the crossing of the curves at $n_{\text{cr}} = 0.573 \pm 0.002$ corresponds to the quantum critical point where the finite-size effects disappear (see also panel (a)).

We find, in general, that by lowering the interaction strength V_{dd}/J at constant n from the PSF phase, the system finally develops into two independent superfluids (2SF) with a finite value of the single-component condensate order parameters, $\psi_i^\alpha = \psi_i^\beta \neq 0$, via a second-order phase transition in the (2+1) XY universality class. The transition points between the PSF and 2SF phases in figure 1(b) are calculated using finite-size scaling of $\langle (W_1 - W_2)^2 \rangle$. The latter quantity is zero inside the PSF phase in the thermodynamic limit due to pairing across the layers, while it has a finite value in the 2SF phase. We note that the pair-order parameter in the 2SF phase is instead trivially non-zero, $\Psi \neq 0$ (see also table 1).

The phase diagram in figure 1(b) shows that the boundary of the PSF–2SF transition shifts downward approximately linearly in the $(V_{\text{dd}}/J - n)$ -plane, as the density becomes sufficiently smaller or larger than $n = 0.5$. This is easily understood in the limit of very small densities, by noting that inter-plane dipole–dipole interactions always favor the existence of a two-body bound state, even for an arbitrarily small interaction strength. However, we find that many-body effects result in a threshold for the formation of pairs at finite density, where the magnitude of the interaction strength required to stabilize pairing increases with n . This is explained by noting that, in the limit of low density, $d_z\sqrt{n} \ll 1$, the PSF phase is composed of weakly interacting superfluid dimers. When the density is increased, exchanges between dimers are favored. This destabilizes the dimers, inducing the transition to two independent superfluids in the 2SF phase. Eventually, the presence of diagonal order near $n = 0.5$ forces the PSF–2SF line to bend down, deviating from the linear dependence on n .

We gain further insight into the structure of correlations in the condensed phases by studying the following four-point correlation function:

$$f_{jl} = \langle \psi_{1,i} \psi_{2,i} \psi_{1,j}^\dagger \psi_{2,l}^\dagger \rangle. \quad (3)$$

Here i, j, l refer to sites, 1, 2 refer to layers and $\langle \rangle$ denotes a quantum and thermal average as well as site averaging over i . In the presence of pair superfluidity, one expects this correlation function to be *short ranged* with respect to $r_{jl} = |r_j - r_l|$, and simultaneously *long ranged* with

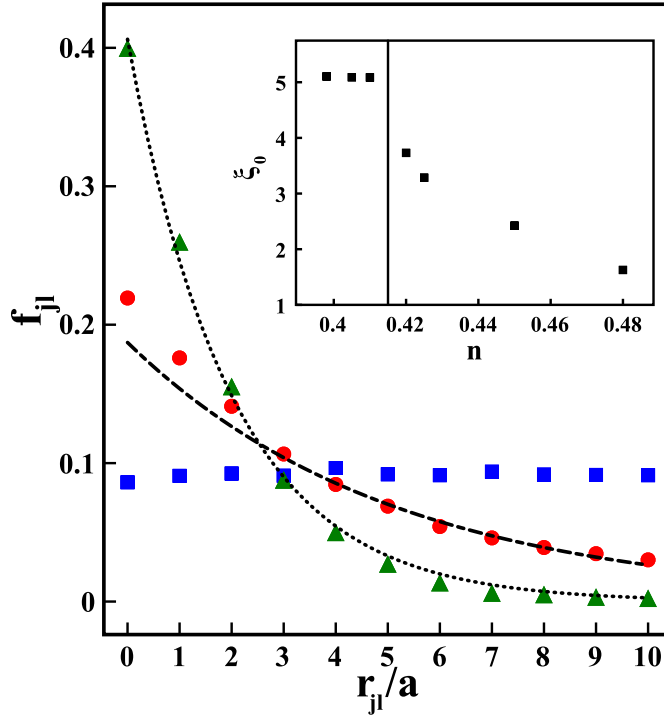


Figure 4. Four-point correlation function f_{jl} of equation (3) as a function of r_{jl} for the 2SF (blue squares, $n = 0.30$, $V_{dd} = 0.18J$), PSF (red dots, $n = 0.40$, $V_{dd} = 0.25J$) and PSS (green triangles, $n = 0.48$, $V_{dd} = 0.25J$) phases. The dashed (dotted) line is the exponential fit, $f_0 e^{-r_{jl}/\xi_0}$, to the PSF (PSS) histogram, where ξ_0 can be interpreted as the extent of the pair wavefunction (see the text). The inset shows ξ_0 across the PSF–PSS phase boundary.

respect to $r_{il} = |r_i - r_l|$ and $r_{ij} = |r_i - r_j|$. In the 2SF phase, instead, f_{jl} is obviously long ranged with respect to r_{il} and r_{ij} , but it is *independent* of r_{jl} .

Figure 4 shows f_{jl} (normalized to unity: $\int_0^\infty f_{jl} dr_{jl} = 1$) as a function of r_{jl} for the PSS (green triangles, $n = 0.48$, $V_{dd} = 0.25J$), PSF (red dots, $n = 0.40$, $V_{dd} = 0.25J$) and 2SF phases (blue squares, $n = 0.30$, $V_{dd} = 0.18J$). As expected, we find that f_{jl} is independent of r_{jl} in the 2SF phase, where pairing is absent, whereas it is peaked at $r_{ij} = 0$ in both the PSS and PSF phases. The figure shows that an exponential ansatz of the form $f_0 e^{-r_{jl}/\xi_0}$ fits quite well the large- r_{ij} behavior of f_{jl} in the latter phases, and is essentially exact for all r_{jl} in the PSS phase with $\xi_0 = 1.63a$. Here, ξ_0 can be interpreted as the spread of the pair wavefunction, and is obtained from figure 4 by fitting the tail of f_{jl} , as obtained numerically. The inset in figure 4 shows ξ_0 as a function of n , as the PSF–PSS phase boundary is crossed. The pair wavefunction is shown to be considerably more tightly bound in the PSS phase than in the PSF phase. The abrupt drop in ξ_0 locates precisely the transition point.

Finite temperature. We have studied the robustness of the quantum phases described above against thermal fluctuations. As expected for 2D systems, we find, in general, that superfluidity in the PSS, PSF and 2SF phases disappears at finite temperature T via a Kosterlitz–Thouless (KT)-type [41] transition. Diagonal long-range order in the PCB and PSS phases is instead lost via a 2D Ising-type transition. We found that, when present, pairing still exists at the transition

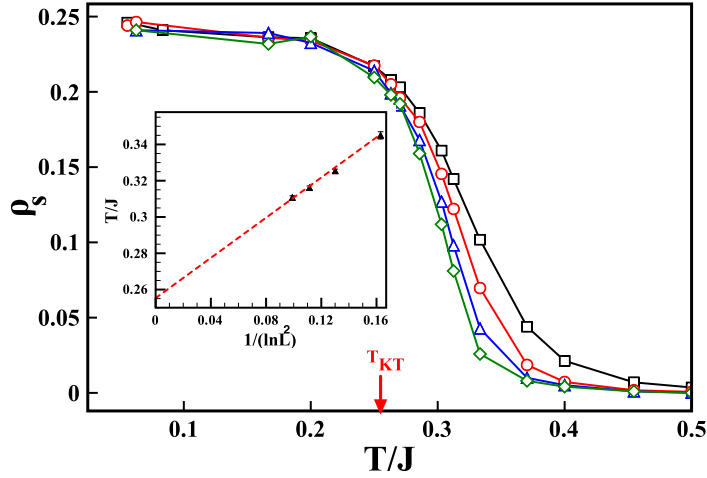


Figure 5. Superfluid stiffness ρ_s as a function of temperature T/J , at $V_{dd} = 0.20J$ and $n = 0.30$, corresponding to 2SF phase at $L = 12, 16, 20$ and 24 shown using black squares, red circles, blue triangles and green diamonds, respectively. When the temperature is increased, the 2SF phase undergoes a KT phase transition at the critical temperature $T_{KT, 2SF} \approx 0.255J$, indicated by an arrow. The inset shows finite-size scaling [42] where the dashed line is a linear fit of our simulation results (points).

points, suggesting that the temperatures required for breaking pairs are higher than the critical temperatures measured here.

Figure 5 shows one example of the SF–normal transition in the 2SF phase. We plot ρ_s versus T/J at $V_{dd}/J = 0.20$ and $n = 0.3$ for different system sizes. The inset shows the finite-size scaling procedure [42] used to determine the critical temperature. We find that $T_{KT, 2SF} = \frac{\pi \hbar^2 \rho_s(T_{KT})}{2} \approx 0.255J$. For the PSF–normal transition we find that $T_{KT, PSF} \approx 0.08J$ at $n = 0.3$ and $V_{dd}/J = 0.25$. The lower KT transition temperature compared to the 2SF–normal transition is due to a larger effective mass of the pairs, i.e. lower effective hopping, which results in a suppression of particle delocalization and consequently smaller ρ_s . The disappearance of the PSS phase proceeds in two successive stages. At $T_{KT, PSS}$ the PSS phase melts into a liquid-like phase reminiscent of a liquid crystal, with $\rho_s = 0$ and $S(\pi, \pi) \neq 0$. Upon further increasing the temperature $S(\pi, \pi)$ becomes zero at a critical temperature T_c through an Ising-type transition ($2\beta/\nu = 1/4$ in 2D). For example, we find that $T_{KT, PSS} \approx 0.06J$ and $T_c \approx 0.3J$ for $n = 0.48$, $V_{dd} = 0.25J$. Similar T_c values are found for the critical temperature of the melting of the PCB phase into a featureless normal fluid, e.g. $T_c \approx 0.35J$ for $V_{dd} = 0.25J$. Clearly, for larger interaction strengths, i.e. away from the tip of the lobe, transition temperatures will increase.

Experimental estimates. Based on our results we estimate under which experimental conditions the phases described can be observed. For example, with a gas of Dy ($d = 10\mu_B$) a choice of lattice parameters $a = 500$ nm, $d_z = 200$ nm, $J = 50$ h Hz results in $V_{dd}/J \sim 0.21$, which stabilizes the PCB phase. In the case of Er₂ Feshbach molecules [43, 44] ($d = 14\mu_B$) with $a = 400$ nm, $d_z = 200$ nm, $J = 100$ h Hz, the PCB phase is stabilized at $V_{dd}/J \sim 0.4$. In both cases, the PCB phase can be observed at nK temperatures.

Using RbCs ($d = 0.3D$) and typical trapping parameters $a = 500$ nm, $d_z = 300$ nm and $J = 150 h$ Hz, we find that $V_{\text{dd}}/J = 0.7$, which is large enough to stabilize the PCB. The latter survives up to $T_c^{\text{PCB}} \sim 4$ nK. By doping away from filling factor $n = 0.5$ the PSS phase can be reached with a KT transition temperature for PSF–normal transition of the order of nK.

In local density approximation, the presence of weak in-plane harmonic confinement as provided by, e.g., magnetic trapping will essentially result in a scan of the phase diagram over the chemical potential, with coexistence of different phases. Similar to the single-layer case [30], because of their energy gaps, we expect the solid phases CB and PCB to be robust against, e.g., hole doping, and thus observable, in the presence of in-plane harmonic confinement.

All the phases discussed above can be distinguished by monitoring the behavior of the order parameters of table 1. Inter-layer particle correlations will be detected via *in situ* imaging [45, 46] as well as noise correlation measurements. In addition, inter-layer pairing may be measured via spectroscopic techniques.

In conclusion, we have studied the quantum phases of dipolar bosons in a bilayer lattice geometry described by the microscopic Hamiltonian equation (1) for hard-core particles, in a situation where the number of particles in each layer is the same. Relevant to experiments with polar molecules and magnetic atoms, we have established under which conditions pairing for two particles is stabilized across the layers. Our zero-temperature study indicates that the system displays a rich ground state phase diagram including a novel PSS phase for hard-core dipolar bosons, in addition to PSF and checkerboard-like solid phases. Our finite-temperature results indicate that these phases are experimentally observable at temperatures of the order of nK. A four-body correlation function connected with the spread of the pair wavefunction can be used to characterize these phases and their transitions. Future work will include the extension of similar quantum Monte Carlo studies to multilayer geometries as well as to systems with population imbalance in the layers.

Acknowledgments

BC-S and ŞGS thank A Kuklov for enlightening discussions. GP is supported by an ERC-St Grant 2012 (ColDSIM, 307688) and EOARD. This work was supported by the NSF through a grant to ITAMP at the Harvard-Smithsonian Center for Astrophysics.

References

- [1] Koch T *et al* 2008 *Nature Phys.* **4** 218–22
- [2] Bismut G *et al* 2010 *Phys. Rev. Lett.* **105** 040404
- [3] Lu M, Burdick N Q and Lev B L 2012 *Phys. Rev. Lett.* **108** 215301
- [4] Aikawa K *et al* 2012 *Phys. Rev. Lett.* **108** 210401
- [5] Saffman M, Walker T G and Mølmer K 2010 *Rev. Mod. Phys.* **82** 2313
- [6] Comparat D and Pillet P 2010 *J. Opt. Soc. Am. B* **27** A208–32
- [7] Chotia A *et al* 2012 *Phys. Rev. Lett.* **108** 080405
de Miranda M H G *et al* 2011 *Nature Phys.* **7** 502–7
- [8] Lercher A D *et al* 2011 *Eur. Phys. J. D* **65** 3
- [9] Lahaye T, Menotti C, Santos L, Lewenstein M and Pfau T 2009 *Rep. Prog. Phys.* **72** 126401
- [10] Carr L D, DeMille D, Kreams R V and Ye J 2009 Cold and ultracold molecules: science, technology and applications *New J. Phys.* **11** 055049

- [11] Trefzger C, Menotti C, Capogrosso-Sansone B and Lewenstein M 2011 *J. Phys. B: At. Mol. Opt. Phys.* **44** 193001
- [12] Baranov M A, Dalmonte M, Pupillo G and Zoller P 2012 Condensed matter theory of dipolar quantum gases *Chem. Rev.* **112** 5012
- [13] Lev B 2012 private communication
- [14] Wang D-W, Lukin M D and Demler E 2006 *Phys. Rev. Lett.* **97** 180413
- [15] Kollath C, Meyer J S and Giamarchi T 2008 *Phys. Rev. Lett.* **100** 130403
- [16] Pikovski A, Klawunn M, Shlyapnikov G V and Santos L 2010 *Phys. Rev. Lett.* **105** 215302
- [17] Baranov M A, Micheli A, Ronen S and Zoller P 2010 *Phys. Rev. A* **83** 043602
- [18] Potter A C, Berg E, Wang D-W, Halperin B I and Demler E 2010 *Phys. Rev. Lett.* **105** 220406
- [19] Volosniev A G *et al* 2011 *J. Phys. B: At. Mol. Opt. Phys.* **44** 125301
- [20] Block J K, Zinner N T and Bruun G 2012 M Density wave instabilities of tilted fermionic dipoles in a multilayer geometry arXiv:1204.1822
- [21] Marchetti F M and Parish M M 2012 Density-wave phases of dipolar fermions in a bilayer arXiv:1207.4068v1
- [22] Capogrosso-Sansone B and Kuklov A 2011 *J. Low Temp. Phys.* **165** 213
- [23] Wunsch B, Zinner N T, Mekhov I B, Huang S-J, Wang D-W and Demler E 2011 *Phys. Rev. Lett.* **107** 073201
- [24] Dalmonte M, Zoller P and Pupillo G 2011 *Phys. Rev. Lett.* **107** 163202
- [25] Łakomy K, Nath R and Santos L 2012 *Phys. Rev. A* **85** 033618
- [26] Lecheminant P and Nonne H 2012 *Phys. Rev. B* **85** 195121
- [27] Kuklov A B and Tselik A 2012 Parafermion excitations in superfluid of quasi-molecular chains arXiv:1207.4986v1
- [28] Trefzger C, Menotti C and Lewenstein M 2009 *Phys. Rev. Lett.* **103** 035304
- [29] Boninsegni M and Prokof'ev N V 2012 *Rev. Mod. Phys.* **84** 759
- [30] Capogrosso-Sansone B, Trefzger C, Lewenstein M, Zoller P and Pupillo G 2010 *Phys. Rev. Lett.* **104** 125301
- [31] Pollet L, Picon J D, Büchler H P and Troyer M 2010 *Phys. Rev. Lett.* **104** 125302
- [32] Prokof'ev N V, Svistunov B V and Tupiysyn I S 1998 *Phys. Rev. Lett.* **238** 253
Prokof'ev N V, Svistunov B V and Tupiysyn I S 1998 *Sov. Phys.—JETP* **87** 310
- [33] Büchler H P, Micheli A and Zoller P 2007 *Nature Phys.* **3** 726–31
- [34] Büchler H P *et al* 2007 *Phys. Rev. Lett.* **98** 060404
- [35] Söyler Ş G, Capogrosso-Sansone B, Prokof'ev N V and Svistunov B V 2009 Sign alternating interaction mediated by strongly correlated lattice bosons *New J. Phys.* **11** 073036
- [36] Capogrosso-Sansone B 2011 *Phys. Rev. A* **83** 053611
- [37] Andreev A F and Lifshitz I M 1969 *Sov. Phys.—JETP* **29** 1107
- [38] Spivak B and Kivelson S A 2004 *Phys. Rev. B* **70** 155114
- [39] Pollock E L and Ceperley D M 1987 *Phys. Rev. B* **36** 8343
- [40] Hasenbusch M, Pinn K and Vinti S 1999 *Phys. Rev. B* **59** 11471
- [41] Kosterlitz J M and Thouless D J 1973 *J. Phys. C: Solid State Phys.* **6** 1181
- [42] Ceperley D M and Pollock E L 1989 *Phys. Rev. B* **39** 2084
- [43] Ferlino F 2012 private communication
- [44] Dalmonte M, Pupillo G and Zoller P 2010 *Phys. Rev. Lett.* **105** 140401
- [45] Weitemberg C *et al* 2011 *Nature* **471** 319–24
- [46] Simon J *et al* 2011 *Nature* **472** 307–12