



HAL
open science

Discussion Addendum for: Dipeptide Syntheses via Activated α -Amino Esters

Jean-Marc Campagne, Renata Marcia de Figueiredo

► **To cite this version:**

Jean-Marc Campagne, Renata Marcia de Figueiredo. Discussion Addendum for: Dipeptide Syntheses via Activated α -Amino Esters. *Organic Syntheses: An annual publication of satisfactory methods for the preparation of organic chemicals*, 2024, 101, pp.508-523. 10.15227/orgsyn.101.0508. hal-04830883

HAL Id: hal-04830883

<https://hal.science/hal-04830883v1>

Submitted on 11 Dec 2024

HAL is a multi-disciplinary open access archive for the deposit and dissemination of scientific research documents, whether they are published or not. The documents may come from teaching and research institutions in France or abroad, or from public or private research centers.

L'archive ouverte pluridisciplinaire **HAL**, est destinée au dépôt et à la diffusion de documents scientifiques de niveau recherche, publiés ou non, émanant des établissements d'enseignement et de recherche français ou étrangers, des laboratoires publics ou privés.



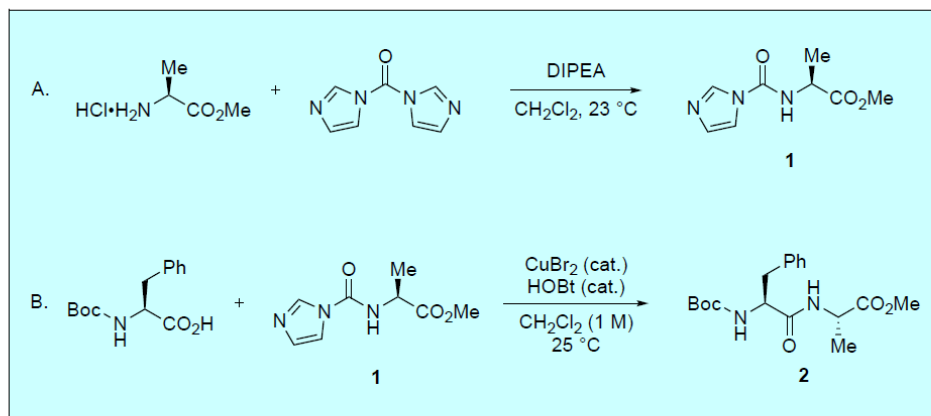
Distributed under a Creative Commons Attribution 4.0 International License

Dipeptide Syntheses via Activated α -Amino Esters

Jean-Marc Campagne* and Renata Marcia de Figueiredo*

ICGM, Univ Montpellier, CNRS, ENSCM, 34296 Montpellier, France

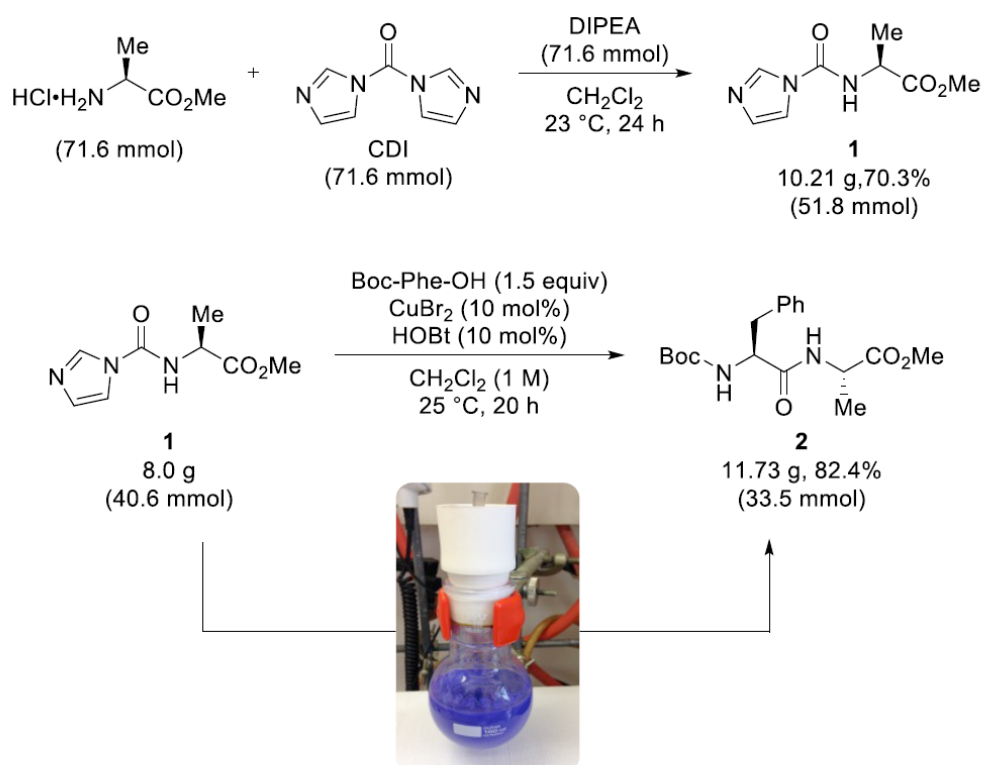
Original Article: Suppo, J.-S.; de Figueiredo, R. M.; Campagne, J.-M. *Org. Synth.* **2015**, *92*, 296-308.



Amides are omnipresent in organic and medicinal chemistries as well as material, polymer and crop sciences.^{1,2} Typically, the amide bond is formed through the condensation of an activated carboxylic acid function and a free amine group. Numerous activating reagents for the acid moiety have been designed and developed to avoid racemization problems and tolerate encumbered and less reactive substrates.^{3,4} However, to combine all these requirements using cheap, stable, and safe activating reagents in an atom-economy manner, is still a challenge. These points justify ongoing, assiduous research in this field. Our group has been interested on developing alternative ways to synthesize the amide bond, mainly for peptide chemistry purposes.⁵ Traditionally, chemical syntheses of peptides, either in solution or solid phase (SPPS), are carried out from the C→N direction by using the classical carboxylic acid activation-amine condensation reaction sequence.^{3,4} Nevertheless, the ribosomal synthesis of peptides and proteins takes place

from the opposite N→C direction. Contrary to the “natural” N→C direction syntheses, C→N conventional strategies warrants racemization-free processes (or at least very minimized ones).⁶ However, C→N direction peptide synthesis involves various group protection/deprotection manipulations and large excess of non-recoverable activating reagents that consequently delivers waste.

In this context, we started a research program seeking to provide a practical way to reach amides, for small-peptide synthesis, through the challenging and underdeveloped N→C direction.⁷⁻¹² In 2014, we described the use of CDI-protected α -amino esters (CDI, *e.g.*, *N,N'*-carbonyldiimidazole) in inverse peptide synthesis.¹³ The procedure involves the coupling of activated amine partners instead of usual carboxylic activation and has been illustrated in *Organic Syntheses* one year later (*e.g.*, Scheme 1).¹⁴ CDI-activated α -amino esters have unique features that affect the reactivity of the native α -amino acids towards amide bond formation. Indeed, during their coupling reaction with another amino acid partner, bearing a free carboxylic acid function, they can act as masked isocyanate intermediates that are prone to nucleophilic attack by the carboxylate (see below on mechanism discussion).¹⁵ The CDI-mediated synthesis of activated α -amino esters was described, in the general procedure, by reaction of amino ester substrates with equimolar amounts of both CDI and DIPEA in CH₂Cl₂ at room temperature over 12-24 h. The resulting activated amino esters were isolated by filtration over silica gel and stored for months at 4 °C without degradation. Subsequently, they were exposed to coupling reactions with N-protected (*e.g.*, Fmoc, Boc, Cbz) α -amino acids (0.67 equiv) in the presence of 10 mol% of CuBr₂ and HOBT in CH₂Cl₂ (1 M) at room temperature over 20 h. It is important to mention that peptide bond formation using CDI-protected amino esters takes places in the absence of an added base, which is quite unusual in peptide couplings. Flash column chromatography on silica gel furnishes the required dipeptides in high yields without detected racemization even when a sensitive cysteine residue is engaged.



Scheme 1. Dipeptide synthesis via activated α -amino esters^{13,14}

Unlike traditional peptide synthesis, the originality of this work lies in the possibility of iteratively elongating the chain in the inverse N \rightarrow C direction via the activation of amine functions without the need for a base. Indeed, whereas the use of CDI to activate the carboxylic acid function is well known and reported in the literature, its use to activate the amine function in traditional peptide synthesis was unprecedented.

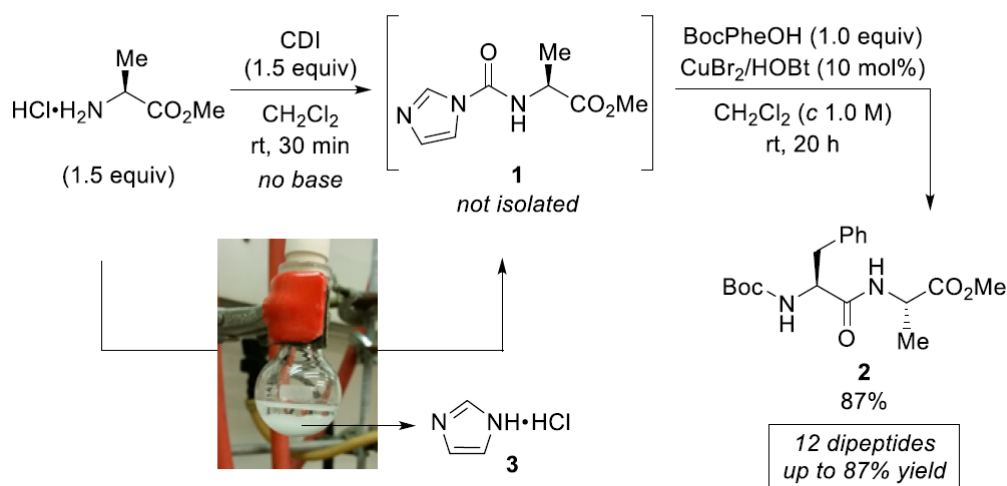
In this Discussion Addendum we describe experimental improvements since the publication of the first communication on the subject as well as the transposition of the method to the synthesis of general amides.

Experimental Developments

Sequential one-pot dipeptide synthesis

If the activation of the free-amine function is the key feature for the preparation of short-peptide sequences in inverse N \rightarrow C direction in a base-

free procedure, the requirement for the synthesis and purification of the CDI-activated intermediates detracts from its attractiveness. Indeed, in traditional peptide synthesis, carboxylic acids are *in situ* activated with coupling reagents and are not isolated. To circumvent the need for isolating the activated amino esters, in 2017 we have developed a sequential one-pot strategy for the preparation of dipeptides (Scheme 2).¹⁶ The more practical procedure combines the *in situ* amine activation in the presence of CDI (1.5 equiv) in CH₂Cl₂ at room temperature for 30 min. One side-compound of this step is imidazolium salt (HCl•imidazole, **3**) that in some cases precipitated from the reaction medium. This observation was very practical as the *in situ* activation could be visually monitored, otherwise followed by TLC. Thus, the coupling reaction step takes place by addition of the second amino acid partner and catalytic amounts of both CuBr₂ and HOBt (10 mol%) into the flask containing the freshly prepared CDI-activated intermediate. After additional 20 h, dipeptides were isolated after acid-base extraction followed by filtration on a short pad of silica gel.



Scheme 2. Sequential one-pot dipeptide synthesis via activated α -amino esters¹⁶

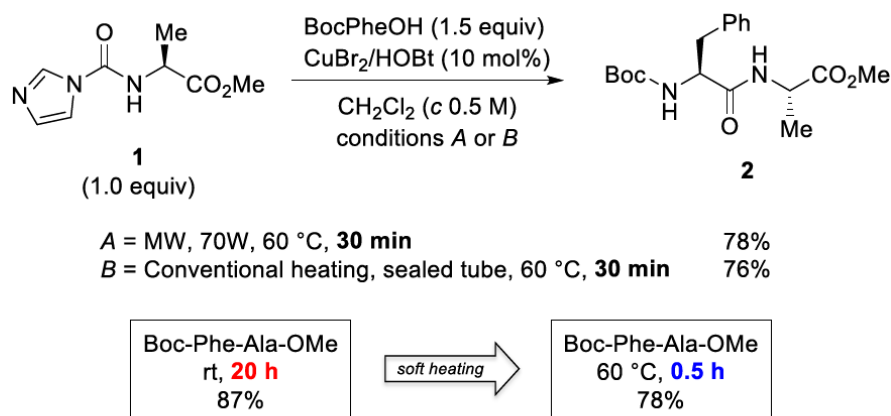
Overall, yields are slightly improved or similar to the ones using the former procedure. In addition, dipeptides are isolated without detected epimerization. However, contrary to the stepwise protocol, no base is required for the CDI activation step. Indeed, base addition during the CDI-activation stage almost completely inhibits the sequential synthesis of

dipeptide, resulting in barely trace amounts of the expected products (7 vs 87% yield). This observation corroborates past studies, which have shown that the addition of a base adversely affects amide formation.¹³ In this amended procedure, the activated amine intermediates are *in situ* generated and their isolation can be bypassed providing an easier and less wasteful alternative.

Microwave irradiation or conventional heating for dipeptide synthesis via CDI-activated α -amino esters

With a sequential one-pot strategy developed, the use of CDI-base α -amino ester in peptide synthesis can be compared, in terms of reaction conditions, to the traditional peptide synthesis (where activated carboxylic acid intermediates are not isolated). Nevertheless, the procedure has the advantage of providing a more practical, less cost-effective and challenging non-conventional (*e.g.*, N \rightarrow C direction) method. However, to become a common, routine synthetic alternative in peptide synthesis, the reaction kinetics need to be reworked and considerably improved. Indeed, either in the stepwise method or in the sequential one-pot strategy, coupling reactions take place over 20 h. Consequently, next improvements on the method were focused on reducing the time of the coupling reaction step. Several activating agents for the amine function, and numerous solvents and additives have been surveyed. Still, none provided better results than the initial combination (*e.g.*, CDI, CuBr₂/HOBt, CH₂Cl₂).¹⁷

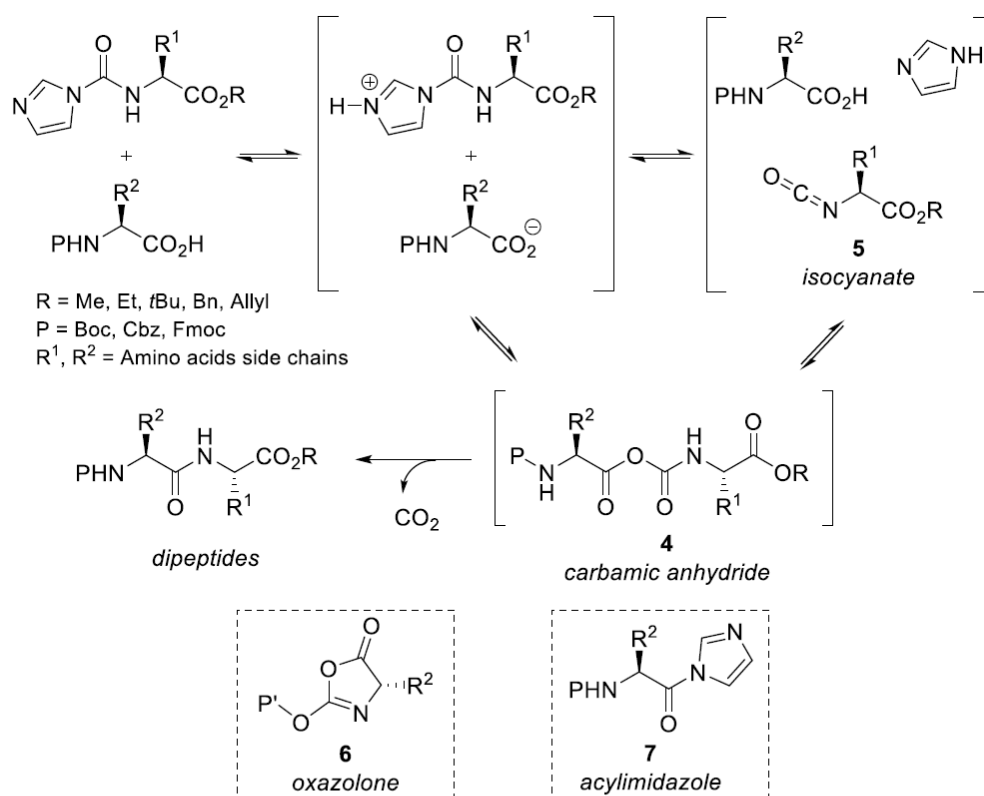
In contrast, when the reactions were run under microwave irradiation or conventional heating (*e.g.*, 60 °C), a notable improvement on the overall reaction time for the coupling reactions was observed (Scheme 3). Indeed, the time was reduced from 20 h to only 30 min.¹⁷ Also, no racemization has been detected and dipeptides were isolated in comparable or slightly improved yields either under microwave or conventional heating.



Scheme 3. Microwave or conventional heating for dipeptide synthesis via activated α -amino esters¹⁷

Mechanism insights

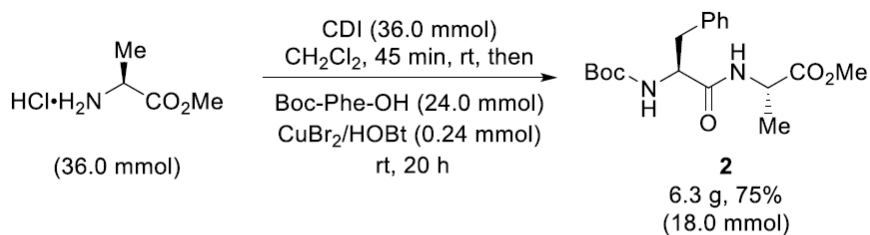
In parallel to these experimental improvements, mechanistic studies based on experimental observations and NMR monitoring were carried out.¹⁷ It is believed that a carbamic anhydride intermediate **4** is a key intermediate that provides amides after CO₂ extrusion¹⁸ (Scheme 4). This intermediate might be formed either via direct addition of the carboxylate into the CDI-protected α -amino esters or via the formation of an isocyanate **5**¹⁵ through the loss of imidazole. Experimental results, such as the absence of racemization during the coupling reactions, associated with precedents in the literature ruled out the possible formation of both oxazolone **6** and acylimidazole **7** as potential intermediates from **4**. Moreover, right after the publication of our communication, the reaction mechanism has been investigated by Bi and Jiang using DFT, highlighting that the coupling reactions are more likely to proceed through a decarboxylative 1,3-acyl transfer.¹⁹



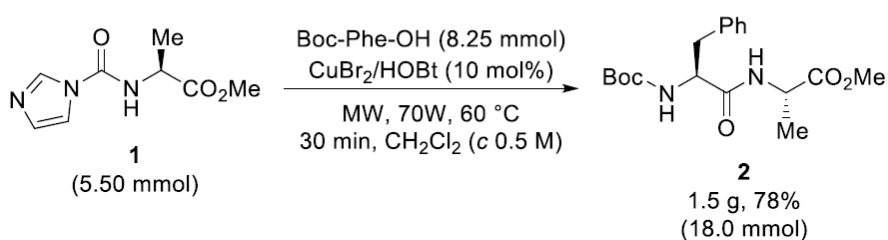
Scheme 4. Mechanism insights for dipeptide synthesis via activated α -amino esters¹⁷

In addition, in all developed protocols, scale-up was performed without difficulties and no decrease in yields, compared with the two-step procedure, was observed (Scheme 5). Besides, assessment of residual copper traces through inductively coupled plasma mass spectrometry (ICP-MS) showed an acceptable average of 1.53 ppm of Cu.²⁰

■ *Sequential, one-pot gram-scale synthesis*



■ *Microwave gram-scale synthesis*

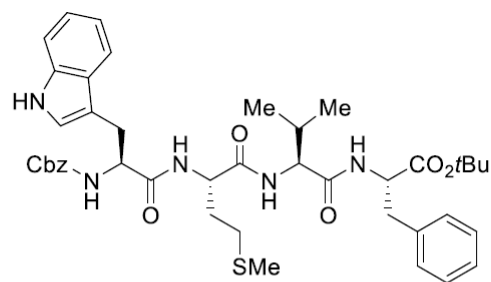


Scheme 5. Large scale syntheses

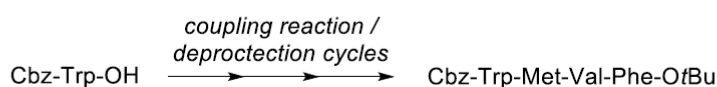
Applications of the method

Synthesis of a tetrapeptide from N→C direction

As mentioned before, one of the biggest advantages of the method stands on the possibility to achieve peptide synthesis from the inverse N→C direction. However, the major problem associated with this ‘natural’ peptide elongation concerns epimerization of the C-terminus amino acids stereocenters, which is very hard to control. Within this purpose, this method was highlighted with the racemization-free synthesis of a tetrapeptide model **8** from the challenging inverse N→C direction. Although no specific biological activity is associated to **8**, encumbered (Val), unprotected (Trp), functionalized (Met), and prone to racemization (Phe) amino acids were used to validate the inverse method. The coupling reactions take place under the standard conditions.¹³ The tetrapeptide was isolated after five linear steps in an iterative racemization-free manner. It is noteworthy to mention that the same inverse strategy using traditional PyBOP as activating agent provided considerable racemization (Scheme 6).



8
Cbz-Trp-Met-Val-Phe-OtBu

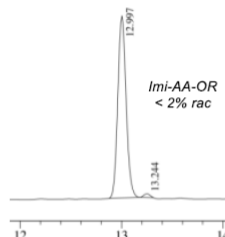
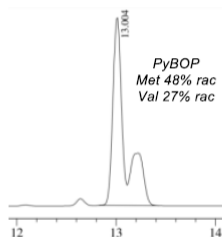


PyBOP

Coupling: HCl·H₂N-AA-OtBu, PyBOP
 DIPEA, CH₂Cl₂ (0.5 M), 2 h, rt
Deprotection: TFA/TIS/H₂O (95:2.5:2.5)
Overall yield: 35% (5 steps)

Imi-AA-OtBu

Coupling: Imi-AA-OtBu, CuBr₂/HOBt
 (10 mol%), CH₂Cl₂ (1.0 M), 20 h, rt
Deprotection: TFA/TIS/H₂O (95:2.5:2.5)
Overall yield: 25% (5 steps)

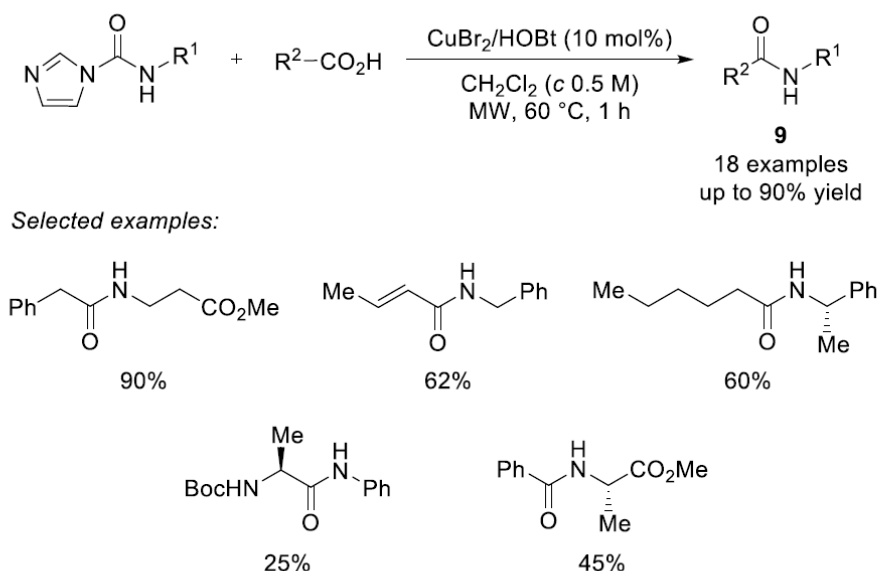


Scheme 6. Iterative synthesis of a tetrapeptide from the inverse N→C direction¹³

Synthesis of general amides

Since the first publication of our work in 2014 on the use of activated amino esters in small peptide synthesis, improvements in reaction conditions have always been aimed at peptide chemistry. Nevertheless, the ubiquity of the amide function in many other research fields (*e.g.*, materials, polymers, natural products, hydrogels, medicinal chemistry, ...) prompt us to explore the possibility to extend the scope of application of the method to general amides **9** (*e.g.*, that do not bear amino acid residues). For this purpose, both the stepwise one-pot procedure at room temperature during 20 h and the strategy based on microwave irradiation or conventional heating at 60 °C in

short reaction periods have proved suitable. Overall, microwave irradiation provided slightly higher yields and better kinetics (60 min *vs* 20 h) (Scheme 7). General amides **9** are prepared in good yields. Reluctant, less reactive substrates such as aniline and benzoic acid smoothly react under the reaction conditions to afford amides in moderate yields.¹⁷



Scheme 7. General amide synthesis via activated α -amino esters¹⁷

Synthesis of dipeptides for Self-Induced Diastereomeric Anisochronism (SIDA) studies

Recently, dipeptides synthesized via the sequential one-pot strategy with CDI-activated α -amino esters were used in a study of Self-Induced Diastereomeric Anisochronism (SIDA).²¹ This is a quite fascinating phenomenon for chiral recognition process by NMR spectroscopy where enantiomers are able to self-assemble in solution to provide diastereomeric adducts. The objective within this work was to provide a distinctive analytic procedure to accurately determine the enantiomeric composition of scalemic mixtures and survey thermodynamic and stereochemical properties at the basis of SIDA.

In summary, since the publication of our first communication on the use of CDI-activated α -amino esters for inverse peptide synthesis, efforts have been devoted to propose alternative procedures that are still simple, but

further practical. CDI is an inexpensive and safer chemical considered as a greener alternative product. Compared to many powerful and widespread activating agents in traditional carboxylic acid activation (e.g., benzotriazole or azabenzotriazole derivatives), its use allows much safer, atom-saving and cost-effective processes. In addition to these significant advantages, the amine function activation, instead of carboxylic acid, paves the way for an inverse N→C direction peptide synthesis, which is observed in Nature and barely tried in laboratories due to potential racemization issues. A few remarkable alternative methods to the conventional carboxylate activation have been disclosed since 2013. Usually, activated intermediates are not stable and requires *in situ* multi-step synthesis and/or the use of toxic reagents. Also, some of these alternative methods are not always compatible with sensitive amino acids. Despite the possibilities opened by the use of CDI-activated α -amino esters in peptide and general amide syntheses,²² and the advances made to perform coupling reactions in milder and practical operational conditions, further application on peptide chemistry (e.g., transposition into SSPS) and medicinal chemistry is still required.

References

1. Greenberg, A.; Breneman, C. M.; Liebman, J. F. *The Amide Linkage: Structural Significance in Chemistry, Biochemistry, and Materials Science*; Wiley-Interscience: New York, NY, USA, **2000**.
2. Rajput, P.; Sharma, A. Synthesis and Biological Importance of Amide Analogues. *J. Pharmacol. Med. Chem.* **2018**, *2*, 22–31.
3. For selected reviews, see: a) El-Faham, A.; Albericio, F. Peptide Coupling Reagents, More than a Letter Soup. *Chem. Rev.* **2011**, *111*, 6557–6602. DOI: 10.1021/cr100048w. b) Valeur, E.; Bradley, M. Amide Bond Formation: Beyond the Myth of Coupling Reagents. *Chem. Soc. Rev.* **2009**, *38*, 606–631. DOI: 10.1039/B701677H. c) Joullié, M. M.; Lassen, K. M. Evolution of Amide Bond Formation. *ARKIVOC* **2010** (viii), 189–250. DOI: 10.3998/ark.5550190.0011.816. d) Dunetz, J. R.; Magano, J.; Weisenburger, G. A. Large-Scale Applications of Amide Coupling Reagents for the Synthesis of Pharmaceuticals. *Org. Process Res. Dev.* **2016**, *20*, 140–177. DOI: 10.1021/op500305s. e) Al-Warhi, T. I.; Al-Hazimi, H. M. A.; El-Faham, A. Recent Development in Peptide Coupling Reagents. *J. Saudi Chem. Soc.* **2012**, *16*, 97–116. DOI: 10.1016/j.jscs.2010.12.006.

4. For a selection of recent literature on coupling reagents, see: a) Li, Y.; Li, J.; Bao, G.; Yu, C.; Liu, Y.; He, Z.; Wang, P.; Ma, W.; Xie, J.; Sun, W.; Wang, R. NDTP Mediated Direct Rapid Amide and Peptide Synthesis Without Epimerization. *Org. Lett.* **2022**, *24*, 1169–1174. DOI: 10.1021/acs.orglett.1c04258. b) Wang, Z.; Wang, X.; Wang, P.; Zhao, J. Allenone-Mediated Racemization/Epimerization-Free Peptide Bond Formation and Its Application in Peptide Synthesis. *J. Am. Chem. Soc.* **2021**, *143*, 10374–10381. DOI: 10.1021/jacs.1c04614. c) Aspin, S. J.; Taillemaud, S.; Cyr, S.; Charette, A. B. 9-Silafluorenyl Dichlorides as Chemically Ligating Coupling Agents and Their Application in Peptide Synthesis. *Angew. Chem. Int. Ed.* **2016**, *55*, 13833–13837. DOI: 10.1002/anie.201606120. d) Hu, L.; Xu, S.; Zhao, Z.; Yang, Y.; Peng, Z.; Yang, M.; Wang, C.; Zhao, J. Ynamides as Racemization-Free Coupling Reagents for Amide and Peptide Synthesis. *J. Am. Chem. Soc.* **2016**, *138*, 13135–13138. DOI: 10.1021/jacs.6b07230.
 5. For a selection of recent reviews, see: a) Taussat, A.; de Figueiredo, R. M.; Campagne, J.-M. Direct Catalytic Amidations from Carboxylic Acid and Ester Derivatives: A Review. *Catalysts* **2023**, *13*, 366–396. DOI: 10.3390/catal13020366. b) de Figueiredo, R. M.; Suppo, J.-S.; Campagne, J.-M. Nonclassical Routes for Amide Bond Formation. *Chem. Rev.* **2016**, *116*, 12029–12122. DOI: 10.1021/acs.chemrev.6b00237. c) Ojeda-Porras, A.; Gamba-Sánchez, D. Recent Developments in Amide Synthesis Using Nonactivated Starting Materials. *J. Org. Chem.* **2016**, *81*, 11548–11555. DOI: 10.1021/acs.joc.6b02358. d) Narendar Reddy, T.; Beatriz, A.; Jayathirtha Rao, V.; de Lima, D. P. Carbonyl Compounds' Journey to Amide Bond Formation. *Chem. Asian J.* **2019**, *14*, 344–388. DOI: 10.1002/asia.201801560. e) Sabatini, M. T.; Boulton, L. T.; Sneddon, H. F.; Sheppard, T. D. A Green Chemistry Perspective on Catalytic Amide Bond Formation. *Nat. Catal.* **2019**, *2*, 10–17. DOI: 10.1038/s41929-018-0211-5. f) Hollanders, K.; Maes, B. U. W.; Ballet, S. A New Wave of Amide Bond Formations for Peptide Synthesis. *Synthesis* **2019**, *51*, 2261–2277. DOI: 10.1055/s-0037-1611773. g) Massolo, E.; Pirola, M.; Benaglia, M. Amide Bond Formation Strategies: Latest Advances on a Dateless Transformation. *Eur. J. Org. Chem.* **2020**, *2020*, 4641–4651. DOI: 10.1002/ejoc.202000080. h) Todorovic, M.; Perrin, D. M. Recent Developments in Catalytic Amide Bond Formation. *Pept. Sci.* **2020**, *112*, 1–18. DOI: 10.1002/pep2.24210. i) Tosi, E.; de Figueiredo, R. M.; Campagne, J.-M. Enantioselective Catalytic C-H Amidations: An Highlight. *Catalysts* **2021**, *11*, 471–487. DOI: 10.3390/catal11040471.
-

6. Guo, Y.; Wang, M.; Gao, Y.; Liu, G. Recent Advances in Asymmetric Synthesis of Chiral Amides and Peptides: Racemization-Free Coupling Reagents. *Org. Biomol. Chem.* **2024**, *22*, 4420–4435. DOI: 10.1039/D4OB00563E.
 7. Chen, W.; Shao, J.; Hu, M.; Yu, W.; Giulianotti, M. A.; Houghten, R. A.; Yu, Y. A Traceless Approach to Amide and Peptide Construction from Thioacids and Dithiocarbamate-Terminal Amines. *Chem. Sci.* **2013**, *4*, 970–976. DOI: 10.1039/C2SC21317F.
 8. a) Pourvali, A.; Cochranet, J. R.; Hutton, C. A. A New Method for Peptide Synthesis in the N-C Direction: Amide Assembly Through Silver-Promoted Reaction of Thioamides. *Chem. Commun.* **2014**, *50*, 15963–15966. DOI: 10.1039/C4CC07601J. b) Hutton, C. A.; Shang, J.; Wille, U. Synthesis of Peptides by Silver-Promoted Coupling of Carboxylates and Thioamides: Mechanistic Insight from Computational Studies. *Chem. Eur. J.* **2016**, *22*, 3163–3169. DOI: 10.1002/chem.201503753. c) Thombare, V. J.; Hutton, C. A. Rapid, Traceless, AgI-Promoted Macrocyclization of Peptides Possessing an N-Terminal Thioamide. *Angew. Chem. Int. Ed.* **2019**, *58*, 4998–5002. DOI: 10.1002/anie.201900243.
 9. a) Zhu, Y.-P.; Mampuy, P.; Sergeev, S.; Ballet, S.; Maes, B. U. W. Amine Activation: N-Arylamino Acid Amide Synthesis from Isothioureas and Amino Acids. *Adv. Synth. Catal.* **2017**, *359*, 2481–2498. DOI: 10.1002/adsc.201700134. b) Zhu, Y.-P.; Sergeev, S.; Franck, P.; Orru, R. V. A.; Maes, B. U. W. Amine Activation: Synthesis of N-(Hetero)arylamides from Isothioureas and Carboxylic Acids. *Org. Lett.* **2016**, *18*, 4602–4605. DOI: 10.1021/acs.orglett.6b02247.
 10. Tatsumi, T.; Sasamoto, K.; Matsumoto, T.; Hirano, R.; Oikawa, K.; Nakano, M.; Yoshida, M.; Oisaki, K.; Kanai, M. Practical N-to-C Peptide Synthesis with Minimal Protecting Groups. *Commun. Chem.* **2023**, *6*, 231–240. DOI: 10.1038/s42004-023-01030-0.
 11. Li, J.; Zhu, Y.; Liu, B.; Tang, F.; Zheng, X.; Huang, W. An Atom-Economic Inverse Solid-Phase Peptide Synthesis Using Bn, or BcM Esters of Amino Acids. *Org. Lett.* **2021**, *23*, 7571–7574. DOI: 10.1021/acs.orglett.1c02769.
 12. For early examples, see: a) Letsinger, R. L.; Kornet, M. J. Popcorn Polymer as a Support in Multistep Syntheses. *J. Am. Chem. Soc.* **1963**, *85*, 3045–3046. DOI: 10.1021/ja00902a054. b) Felix, A. M.; Merrifield, R. B. Azide Solid Phase Peptide Synthesis. *J. Am. Chem. Soc.* **1970**, *92*, 1385–1391. DOI: 10.1021/ja00708a046. c) Matsueda, R.; Maruyama, H.; Kitazawa, E.; Takahagi, H.; Mukaiyama, T. Solid Phase Peptide Synthesis by Oxidation-Reduction Condensation. *J. Am. Chem. Soc.* **1975**, *97*,
-

- 2573–2575. DOI: 10.1021/ja00842a062. d) Henkel, B.; Zhang, L.; Bayer, E. Investigations on Solid-Phase Peptide Synthesis in N-to-C Direction (Inverse Synthesis). *Liebigs Ann.* **1997**, *1997*, 2161–2168. DOI: 10.1002/jlac.199719971019. e) Thieriet, N.; Guibé, F.; Albericio, F. Solid-Phase Peptide Synthesis in the Reverse (N → C) Direction. *Org. Lett.* **2000**, *2*, 1815–1817. DOI: 10.1021/ol0058341. f) Stamm, S.; Heimgartner, H. The “Azirine/Oxazolone Method” under Solid-Phase Conditions. *Eur. J. Org. Chem.* **2004**, *2004*, 3820–3827. DOI: 10.1002/ejoc.200400330. g) Rai, A.; Gutheil, W. G. A Dde Resin Based Strategy for Inverse Solid-Phase Synthesis of Amino Terminated Peptides, Peptide Mimetics and Protected Peptide Intermediates. *J. Pept. Sci.* **2005**, *11*, 69–73. DOI: 10.1002/psc.594.
13. Suppo, J.-S.; Subra, G.; Bergès, M.; de Figueiredo, R. M.; Campagne, J.-M. Inverse Peptide Synthesis via Activated α -Aminoesters. *Angew. Chem. Int. Ed.* **2014**, *53*, 5389–5393. DOI: 10.1002/anie.201402147.
 14. Suppo, J.-S.; de Figueiredo, R. M.; Campagne, J.-M. Dipeptide Syntheses via Activated α -Aminoesters. *Org. Synth.* **2015**, *92*, 296–308. DOI: 10.15227/orgsyn.092.0296.
 15. Derasp, J. S.; Barbera, E. A.; Séguin, N. R.; Brzezinski, D. D.; Beauchemin, A. M. Synthesis of Hydroxamic Acid Derivatives Using Blocked (Masked) O-Isocyanate Precursors. *Org. Lett.* **2020**, *22*, 7403–7407. DOI: 10.1021/acs.orglett.0c02782.
 16. de Figueiredo, R. M.; Suppo, J.-S.; Midrier, C.; Campagne, J.-M. Sequential One-Pot Synthesis of Dipeptides Through the Transient Formation of CDI-N-Protected α -Aminoesters. *Adv. Synth. Catal.* **2017**, *359*, 1963–1968. DOI: 10.1002/adsc.201700034.
 17. Tosi, E.; Campagne, J.-M.; de Figueiredo, R. M. Amine Activation: “Inverse” Dipeptide Synthesis and Amide Function Formation Through Activated Amino Compounds. *J. Org. Chem.* **2022**, *87*, 12148–12163. DOI: 10.1021/acs.joc.2c01288.
 18. For a study on the positive effect of CO₂ on the coupling reaction kinetics between an acyl imidazole and an amine, see: Vaidyanathan, R.; Kalthod, V. G.; Ngo, D. P.; Manley, J. M.; Lapekas, S. P. Amidations Using N,N'-Carbonyldiimidazole: Remarkable Rate Enhancement by Carbon Dioxide. *J. Org. Chem.* **2004**, *69*, 2565–2568. DOI: 10.1021/jo049949k.
 19. Jiang, Y.-Y.; Liu, T.-T.; Zhang, R.-X.; Xu, Z.-Y.; Sun, X.; Bi, S. Mechanism and Rate-Determining Factors of Amide Bond Formation Through Acyl
-

- Transfer of Mixed Carboxylic-Carbamic Anhydrides: A Computational Study. *J. Org. Chem.* **2018**, *83*, 2676–2685. DOI: 10.1021/acs.joc.7b03107.
20. Measures were carried out on a sample of dipeptide Boc-Phe-Ala-OMe isolated by flash column chromatography from the large-scale synthesis, see ref. 14.
21. Spiaggia, F.; Aiello, F.; Sementa, L.; Campagne, J.-M.; de Figueiredo, R. M.; Barretta, G. U.; Balzano, F. *Chem. Eur. J.* **2024**, e202402637. DOI: 10.1002/chem.202402637.
22. a) Dunetz, J. R.; Magano, J.; Weisenburger, G. A. Large-Scale Applications of Amide Coupling Reagents for the Synthesis of Pharmaceuticals. *Org. Process Res. Dev.* **2016**, *20*, 140–177. DOI: 10.1021/op500305s. b) McLaughlin, M.; Ely, R.; Ramirez, A.; Richardson, P.; Muhuhi, J.; Zlota, A.; Knight, J. Some Items of Interest to Process R&D Chemists and Engineers. *Org. Process Res. Dev.* **2014**, *18*, 840–849. DOI: 10.1021/op500185j. c) Magano, J. Large-Scale Amidations in Process Chemistry: Practical Considerations for Reagent Selection and Reaction Execution. *Org. Process Res. Dev.* **2022**, *26*, 1562–1689. DOI: 10.1021/acs.oprd.2c00005.