



HAL
open science

A Generic Framework to Better Understand and Compare FAIRness Measures

Philippe Lamarre, Jennie Andersen, Alban Gaignard, Sylvie Cazalens

► **To cite this version:**

Philippe Lamarre, Jennie Andersen, Alban Gaignard, Sylvie Cazalens. A Generic Framework to Better Understand and Compare FAIRness Measures. EKAW 2024, Nov 2024, Amsterdam, Netherlands. pp.291-308, 10.1007/978-3-031-77792-9_18 . hal-04830524

HAL Id: hal-04830524

<https://hal.science/hal-04830524v1>

Submitted on 11 Dec 2024

HAL is a multi-disciplinary open access archive for the deposit and dissemination of scientific research documents, whether they are published or not. The documents may come from teaching and research institutions in France or abroad, or from public or private research centers.

L'archive ouverte pluridisciplinaire **HAL**, est destinée au dépôt et à la diffusion de documents scientifiques de niveau recherche, publiés ou non, émanant des établissements d'enseignement et de recherche français ou étrangers, des laboratoires publics ou privés.



Distributed under a Creative Commons Attribution 4.0 International License

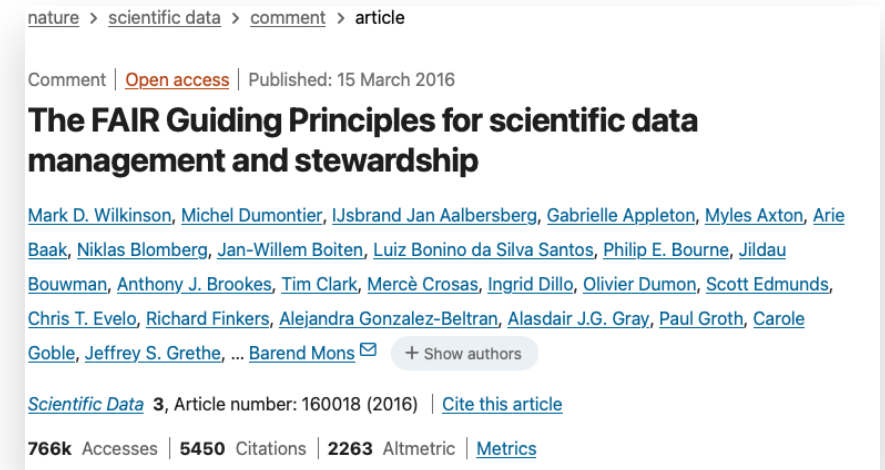
A generic framework to better understand and compare FAIRness measures

Philippe Lamarre, Jennie Andersen, Alban Gaignard, Sylvie Cazalens

EKAW 2024 - Amsterdam

FAIR principles \neq technical specifications

- ▶ Largely **adopted** by research funders and organizations
- ▶ Key for more open & reproducible sciences

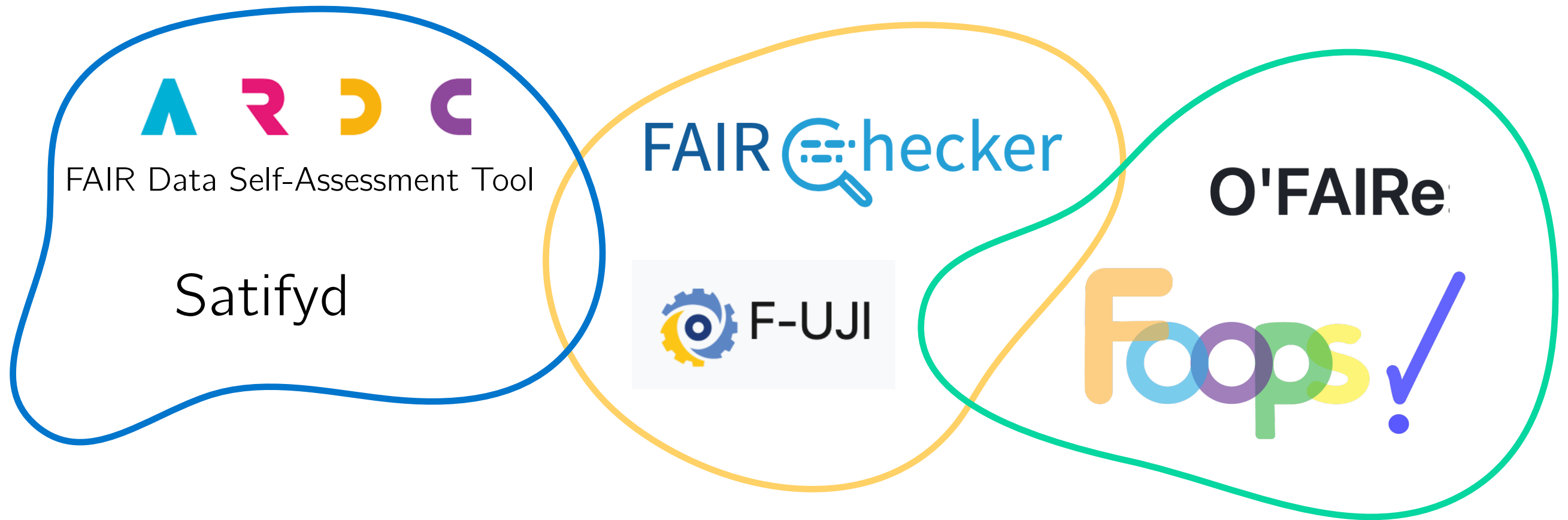


However

- ▶ Principles, non-technical guidelines
- ▶ can be **interpreted** differently by specific communities
- ▶ **many** ways of **implementing** them

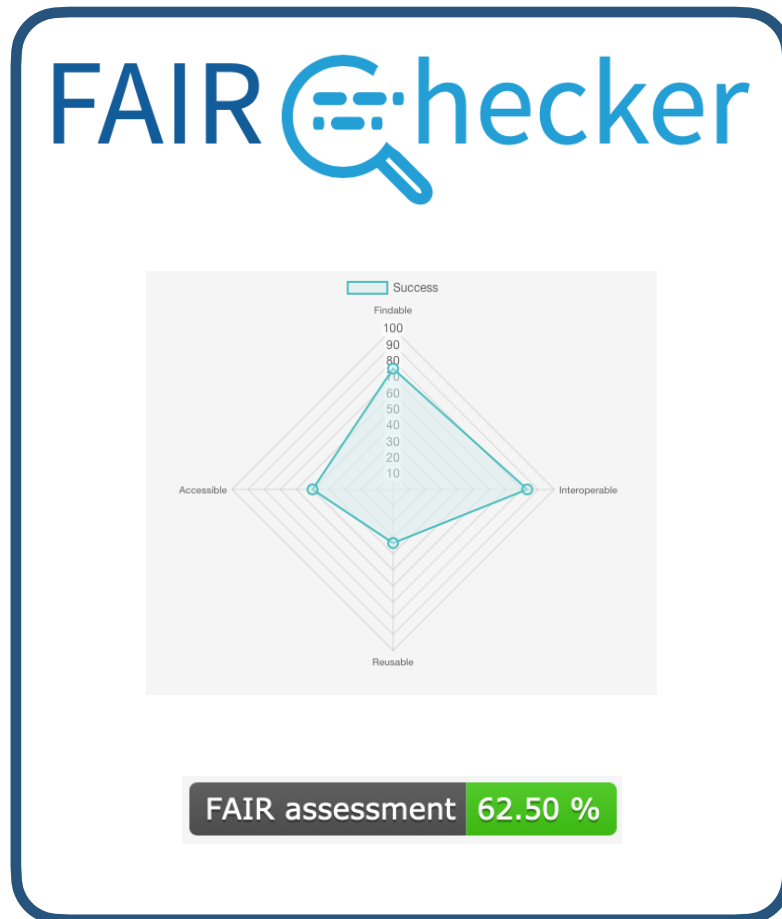


Multiple FAIR assessment tools

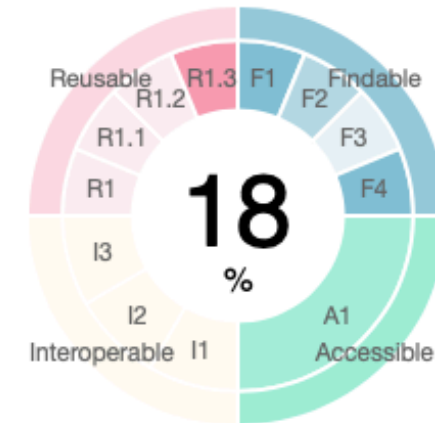


- ▶ Check lists / questionnaires
- ▶ Automated tools
- ▶ Some tools are "community oriented"
- ▶ Some tools are "technologically opinionated"

How FAIR is a bioinformatics software ?



<https://bio.tools/seurat>



	Score earned:	Fair level:
Findable:	2.5 of 7	○ initial
Accessible:	1 of 3	○ initial
Interoperable:	0 of 4	○ incomplete
Reusable:	1 of 10	○ initial

- ▶ Why are results so different?
- ▶ Which tool should I use?
- ▶ What's behind the scene?

One digital object ...

... but different FAIR results 🤔

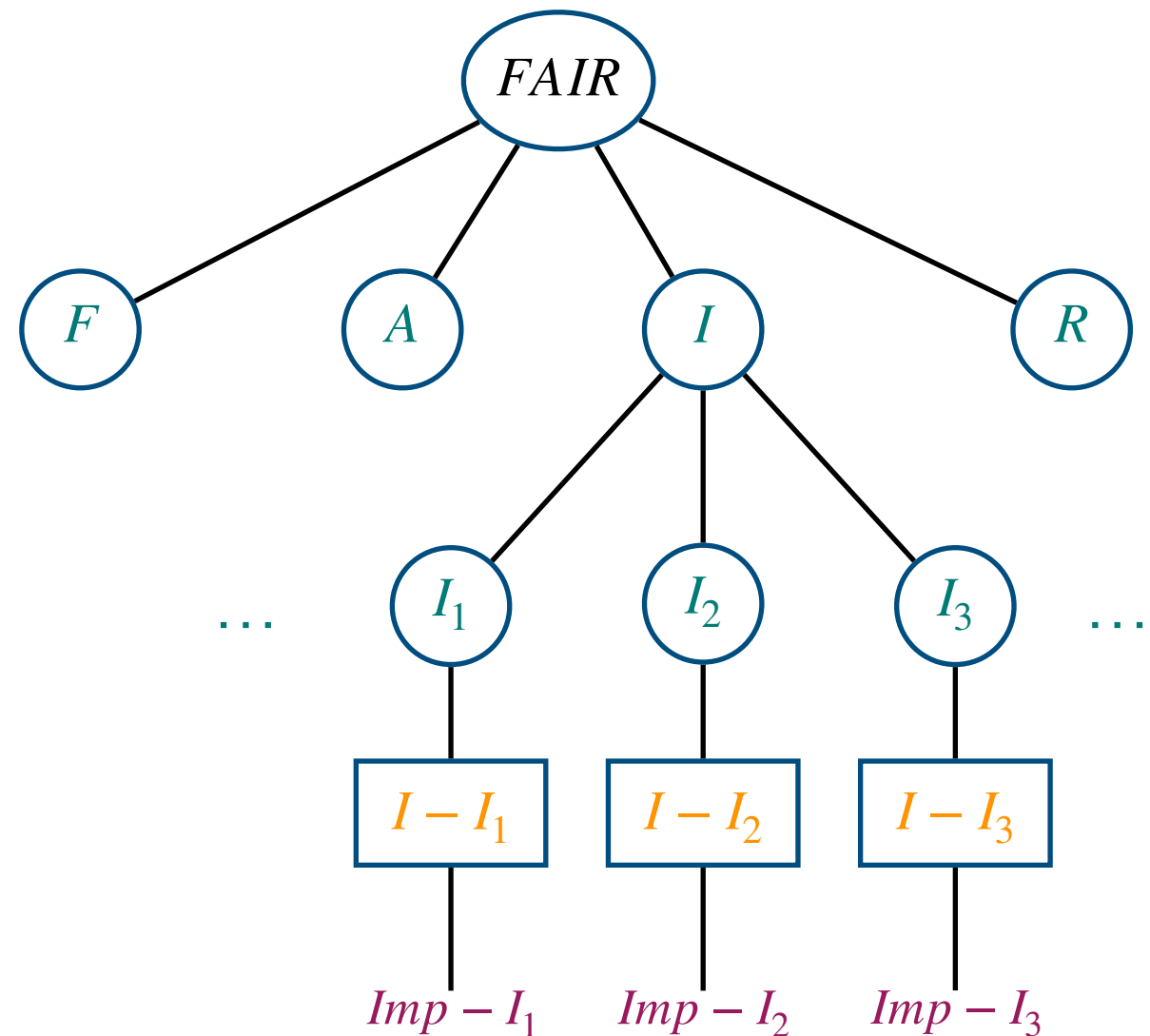
① We need a computable framework for *modeling* FAIR measures

Objectives

- (i) **specify measures** in a uniform and computable **model**
- (ii) propose specific **quantities** to **analyse and compare** FAIR assessment approaches

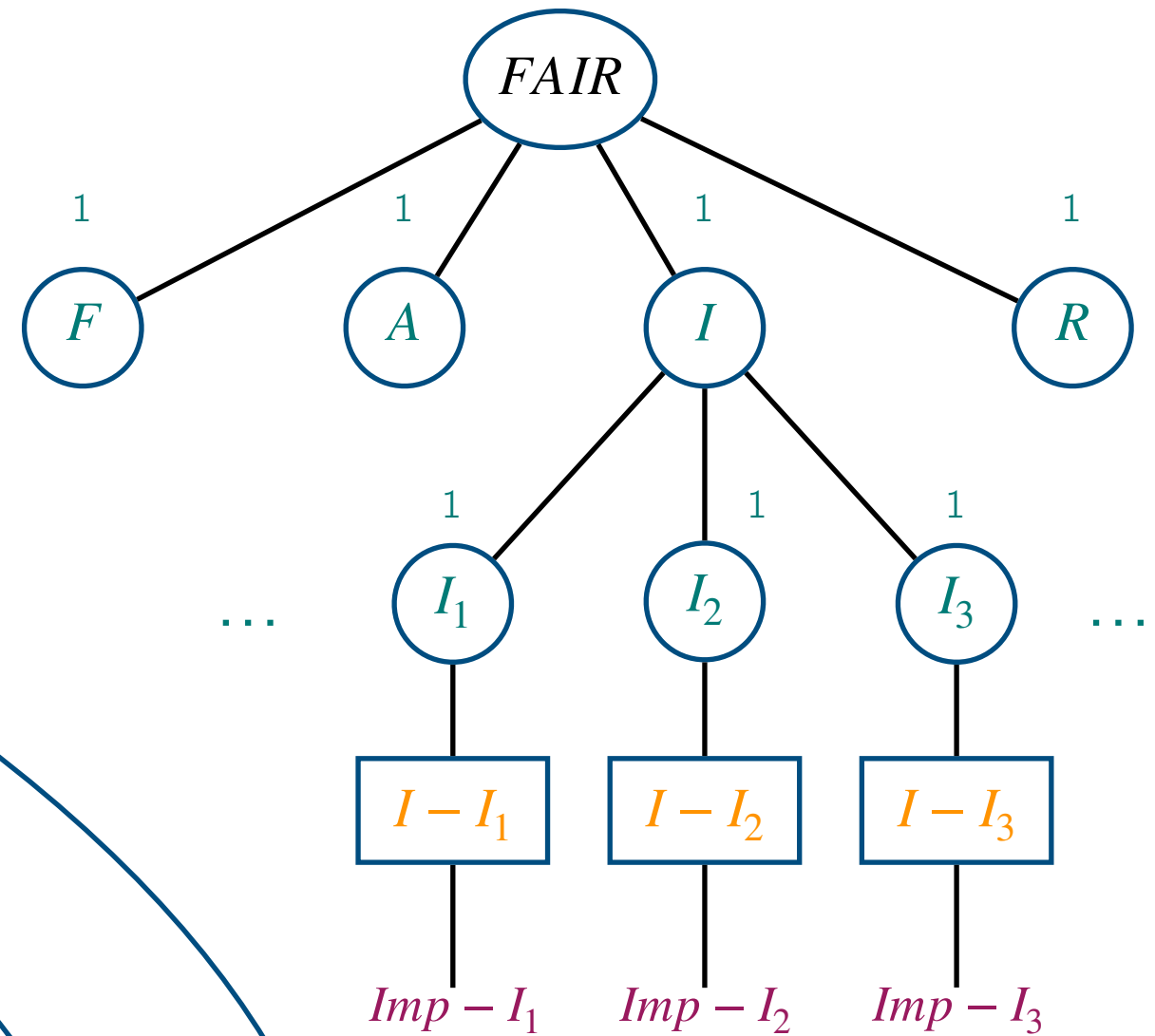
Typical structure for FAIR assessment methods

- ▶ Principles P : the FAIR principles and their sub-principles
- ▶ Indicators $I(\mathcal{M})$: the specification of principles, (i.e. what has to be verified)
- ▶ Implementations $Imp(\mathcal{M})$: the implementations of the principles



$$\mathcal{M} = \left(\overbrace{(V, E, FAIR)}^{\text{structure}}, \underbrace{\diamond, w, v_{max}, D}_{\text{score}} \right)$$

Score computation



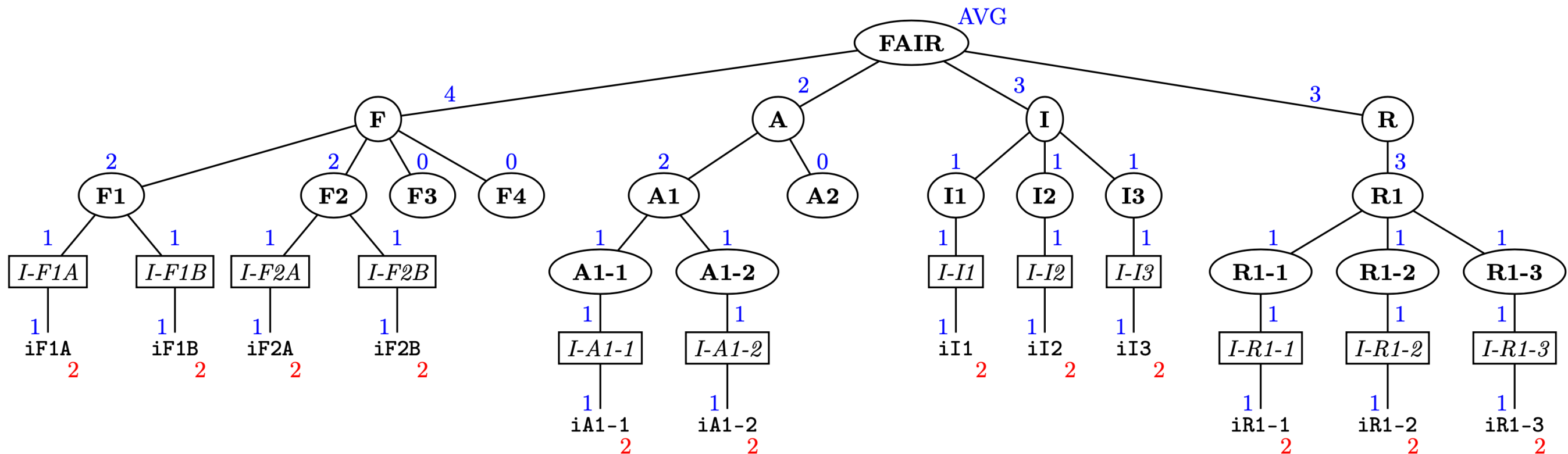
Max function: $v_{max}(i)$ returns the maximum reachable score for an indicator or an implementation

Weighting function: $w(n)$ returns the weight of the node n compared to its siblings

Aggregation function : weighted sum or weighted average to collect scores

$$\mathcal{M} = (\overbrace{(V, E, FAIR)}^{\text{structure}}, \underbrace{\diamond, w, v_{max}, D}_{\text{score}})$$

Model instantiation with FAIR-Checker

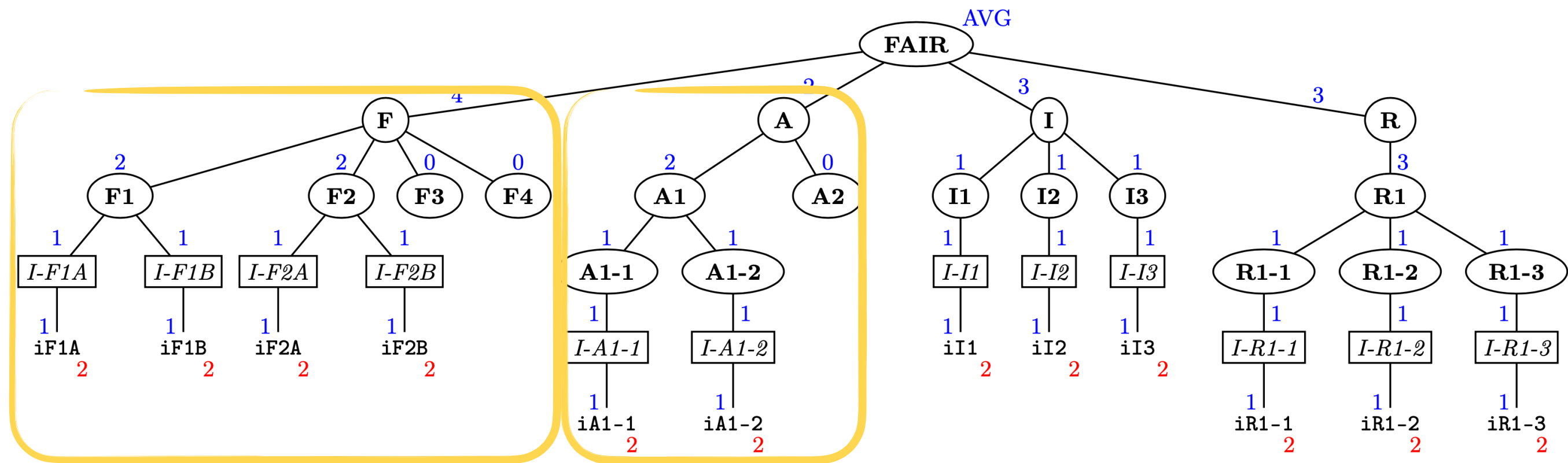


- ▶ The tool fits the tree-based structure $\{P, I, Imp\}$
- ▶ needs the maximum reachable score per implementation $\rightarrow 2$
- ▶ needs an aggregation function \rightarrow *AVG (normalized scores)*
- ▶ needs cumulative weights for each principle $\rightarrow w \in [0,4]$

② We need quantities to characterize and compare FAIR measures

Quantifying the *granularity* of a measure

Idea: a global metric computed as the mean number of indicators per principles with at least one indicator. *If we have one principle with many implementations → important granularity.*

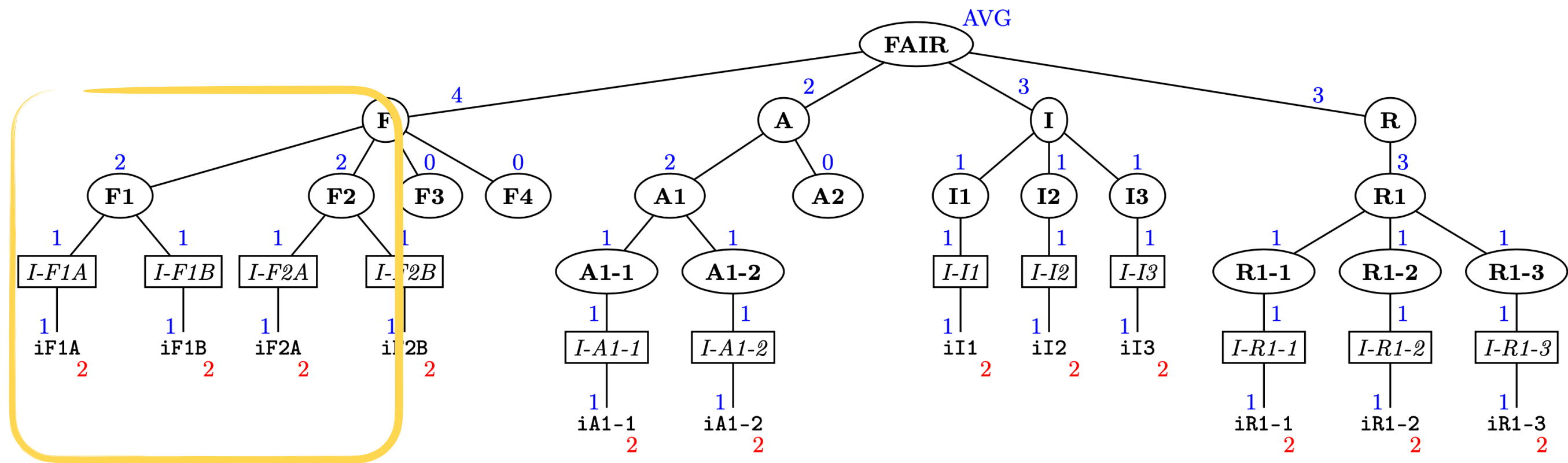


F has 4 indicators, A has only 2 → principles have not the same granularity

$$\text{granularity}(F) = 4/2 = 2 ; \text{granularity}(\text{FAIR}) = 12/10 = 1.2$$

Quantifying the *coverage* of a measure

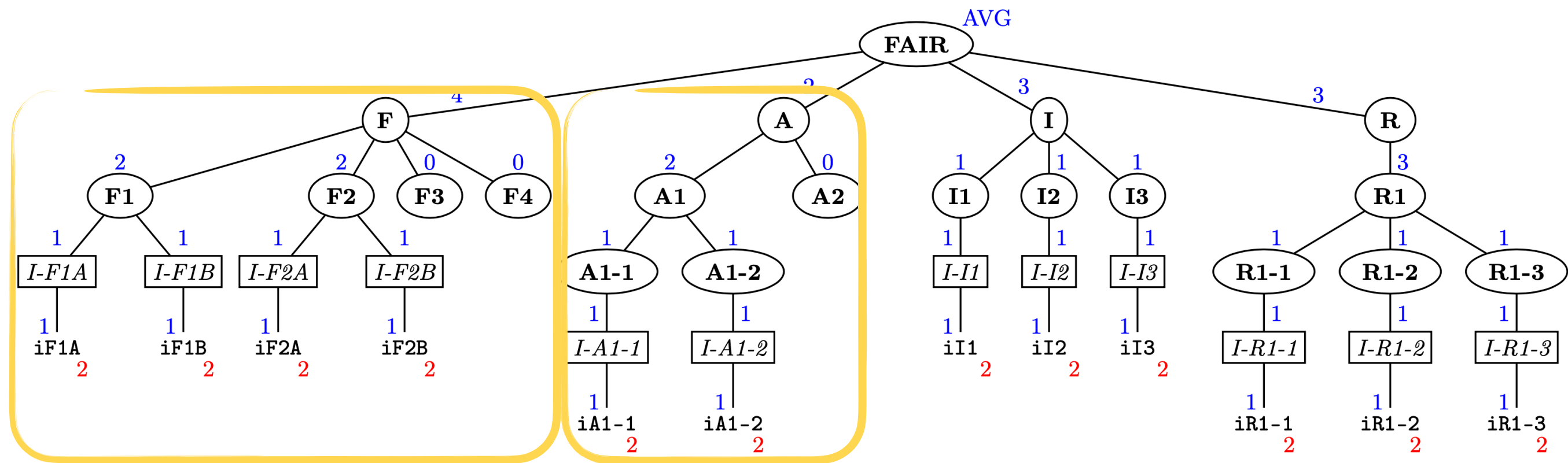
Idea: a principle is considered as covered if it exists at least one implementation for the principle or, its sub-principles.



F3 & F4 are never evaluated → F has 50% coverage

Quantifying the *impact* of principles

Idea: the impact of a principle corresponds to the global score obtained when all its underlying implementations are successful (without considering other principles).



$$\text{imp}(A) = 2 \cdot 2 / 12 \cdot 2 = 1/6$$

$$\text{imp}(F) = 4 \cdot 2 / 12 \cdot 2 = 2/6$$

→ F contributes 2 times more compared to A in the global FAIR score

Experimental results

Experimental setup

- ▶ Evaluated tools


automated: F-UJI, FAIR Evaluator, FOOPS!, O'FAIRe, FAIR-Checker,
questionnaires: ARDC, SATiFYD

- ▶ 10 selected web resources for FAIR assessments, covering

- datasets descriptions
- ontologies
- online courses
- bioinformatics software
- RDF files

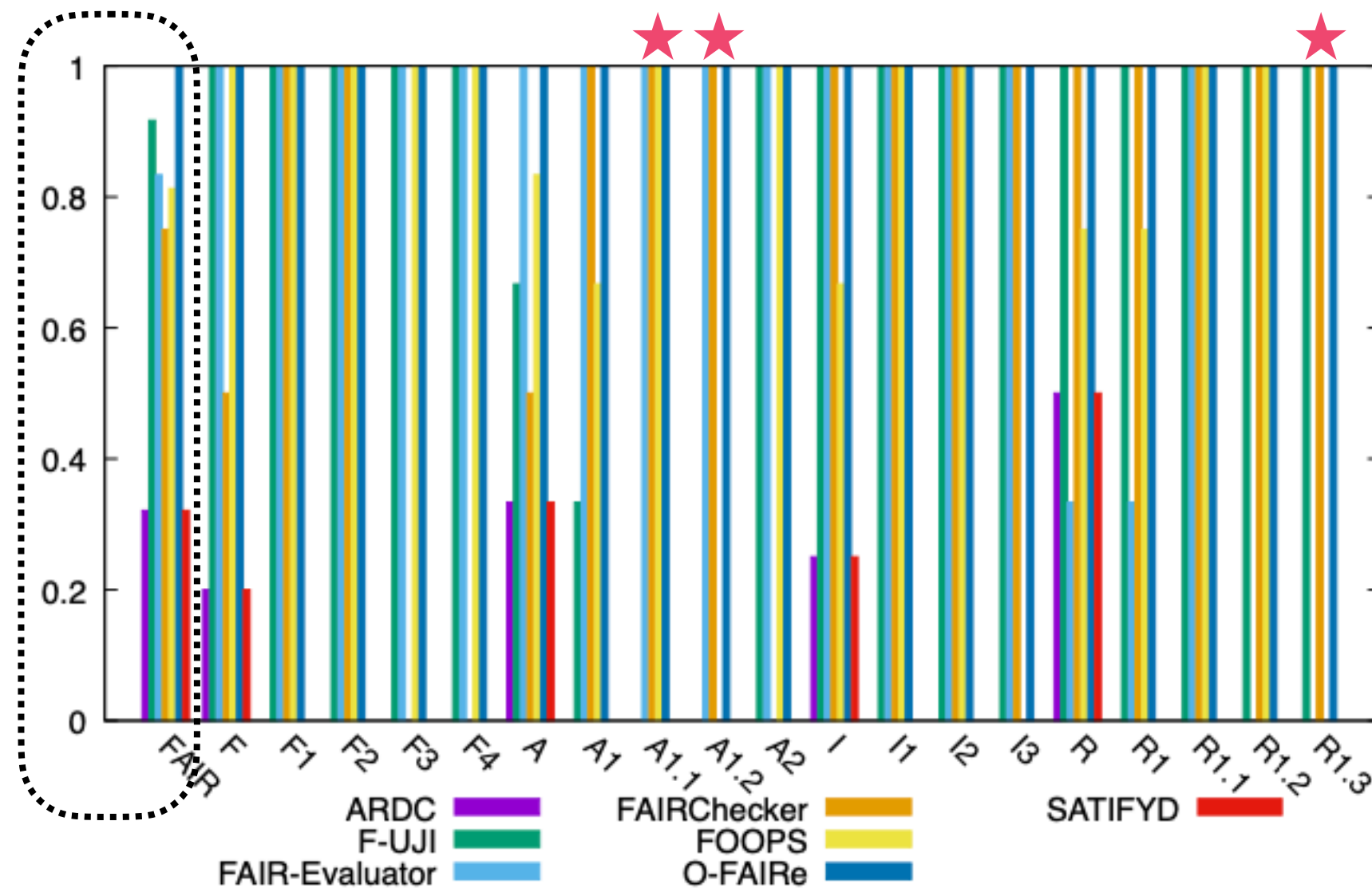
Do engines reach consensus on FAIR assessment ?

Resource	F-UJI (%)	FAIR-Checker (%)	Std dev
Dataset (PANGAEA) [31]	91	91.70	0.49
Gene Ontology (OLS) [21]	18	16.70	0.92
Dataset (Harvard Dataverse) [23]	75	79.20	2.97
Dataset (Kaggle) [26]	60	70.80	7.64
Online course (Moodle) [28]	4	16.70	8.98
Dataset (Governmental platform) [22]	52	70.80	13.29
Dataset (WHO) [39]	27	50.00	16.26
Training material (TeSS) [36]	39	70.80	22.49
Bioinformatics tool (bio.tools) [6]	18	54.20	25.60
Dataset (RDF metadata) [33]	43	87.50	31.47



- ▶ Higher scores for FAIR-Checker
- ▶ Last two entries: std. dev. > 25 % ?

Coverage rates

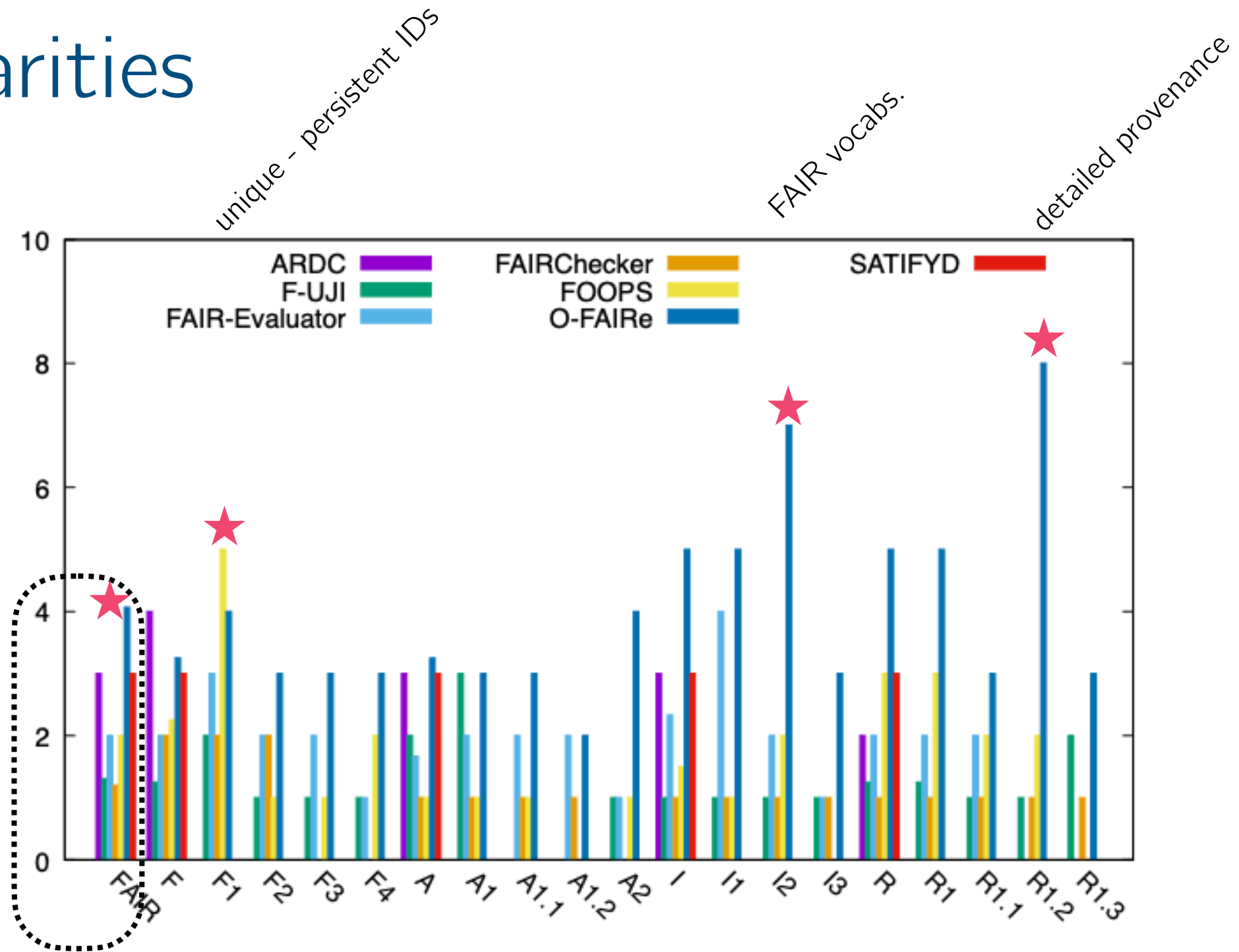


some principles (★) are not implemented
 → technical issues ?
 → interpretation ?

{O-FAIRe} → the only one with a full coverage (1)

Low coverage for questionnaires (no sub-principles)

Granularities

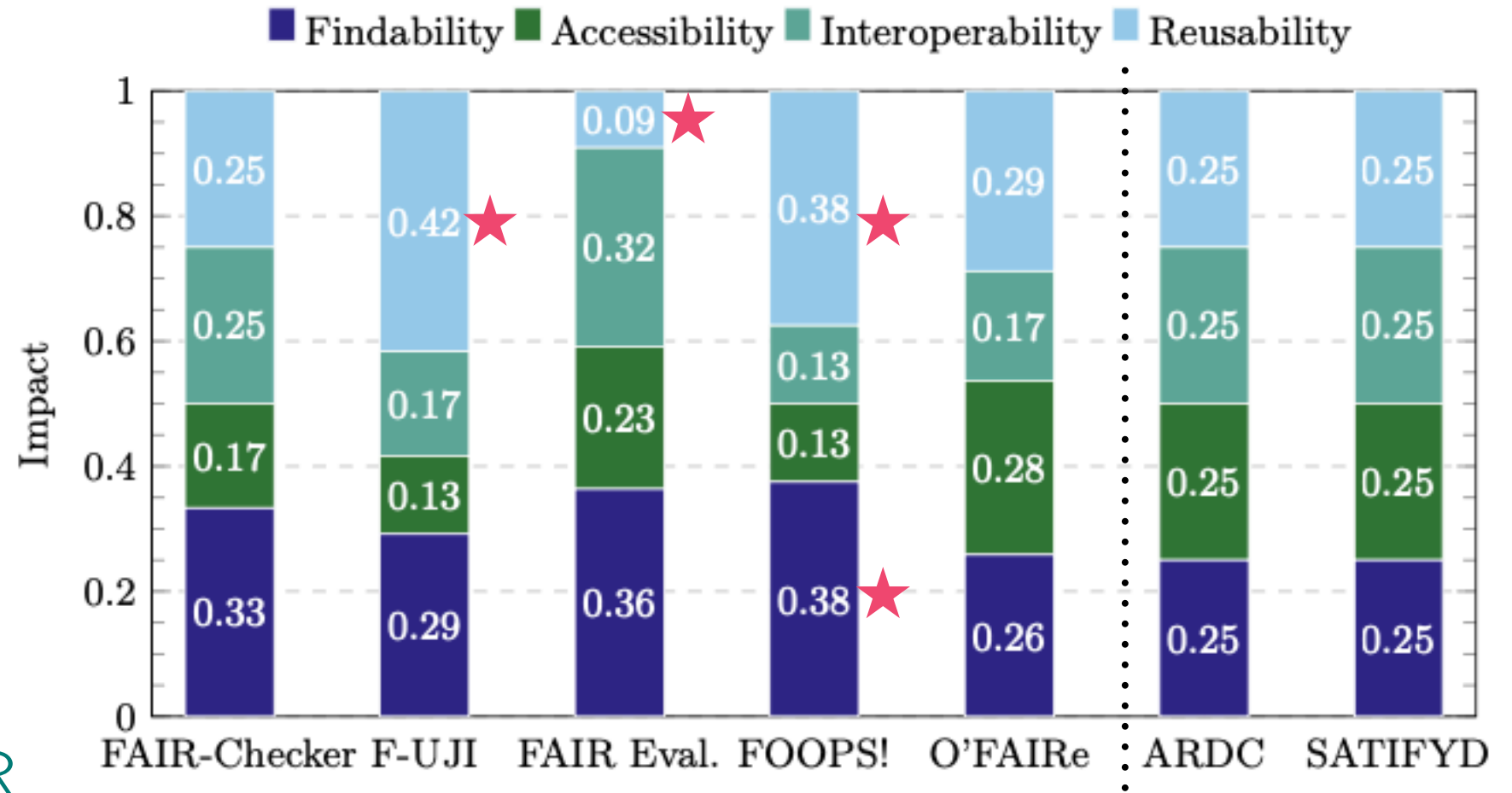


- ▶ O-FAIRe (targeting ontologies) has the most fine-grained evaluation (e.g. I2 and R1.2) → great diversity in metadata for ontologies
- ▶ FOOPS deeply investigate F1 (identifiers)

Impacts

Are all principle equally contributing to the global FAIR assesment score ?

→ "No ..."



How to get a good FAIR score with a minimal effort ?

- ▶ Pay attention to identifiers (F), license + provenance + domain-specific standards (R) if you use FOOPS!
- ▶ Not useful to spend energy on provenance or domain ontologies if you use FAIR-Evaluator ...
- ▶ ... but pay attention to it if you use F-UJI.

Conclusion and future works

Take-home message

- ▶ We need to understand the specificities of FAIR measurement tools
- ▶ We introduced a generic **model** for representing FAIR measures and computing their **granularity**, **coverage** and **impact**
- ▶ Some tools are "biased" (intentionally or not):
 - they explore more deeply some dimensions
 - which has an impact on the scores
- ▶ **Future works** include
 - better investigating implementations (e.g. dependencies), with tools developers
 - share these metadata on the web (e.g. DQV ontology)
 - contribute to FAIR harmonization efforts with other communities (softwares, workflows, machine learning resources ...)

Acknowledgements



Jennien Andersen



Philippe Lamare



Sylvie Cazalens

contact

alban.gaignard@univ-nantes.fr

Funding:

ANR AAPG2019 DeKaloG

French institute for Bioinformatics (Elixir-FR)