



HAL
open science

Rotaxane-catalyzed aerobic oxidation of primary alcohols

Ilario Baù, Cecilia Poderi, Francesca Sardu, Alessia Giancola, Anna Turchetti, Paola Franchi, Lorenzo Casimiro, Leonardo Andreoni, Serena Silvi, Elisabetta Mezzina, et al.

► **To cite this version:**

Ilario Baù, Cecilia Poderi, Francesca Sardu, Alessia Giancola, Anna Turchetti, et al.. Rotaxane-catalyzed aerobic oxidation of primary alcohols. *Communications Chemistry*, 2024, 7, 10.1038/s42004-024-01375-0 . hal-04824017

HAL Id: hal-04824017

<https://hal.science/hal-04824017v1>

Submitted on 6 Dec 2024

HAL is a multi-disciplinary open access archive for the deposit and dissemination of scientific research documents, whether they are published or not. The documents may come from teaching and research institutions in France or abroad, or from public or private research centers.

L'archive ouverte pluridisciplinaire **HAL**, est destinée au dépôt et à la diffusion de documents scientifiques de niveau recherche, publiés ou non, émanant des établissements d'enseignement et de recherche français ou étrangers, des laboratoires publics ou privés.



Distributed under a Creative Commons Attribution 4.0 International License

<https://doi.org/10.1038/s42004-024-01375-0>

Rotaxane-catalyzed aerobic oxidation of primary alcohols

Check for updates

Ilario Bau¹, Cecilia Poderi¹, Francesca Sardu¹, Alessia Giancola¹, Anna Turchetti¹, Paola Franchi¹, Lorenzo Casimiro^{1,4}, Leonardo Andreoni^{2,3}, Serena Silvi^{1,3}, Elisabetta Mezzina¹ ✉ & Marco Lucarini¹ ✉

Nitroxide radicals are widely utilized as catalysts for the oxidation of primary alcohols. Here, the aerobic catalytic oxidation cycle of nitroxide radicals has been implemented within a mechanically interlocked rotaxane architecture consisting of a paramagnetic crown ether, which is confined by a molecular axle containing a dialkylammonium station and a 1,2,3-triazole unit. The rotaxane is engineered to exploit the oxidation of a primary alcohol: the primary catalyst is the wheel, a nitroxide radical capable of altering its oxidation state during the catalytic cycle, while the co-oxidant is the Cerium(IV)/O₂ couple. The synthesis of the proposed rotaxane, along with its characterization using EPR, HRMS, voltammetry and NMR data, is reported in the paper. The aerobic catalytic oxidation cycle was further investigated using EPR, NMR and GC-MS analyses. This study can aid in the design of autonomously driven molecular machines that exploit the aerobic catalytic oxidation of nitroxide radicals.

In recent decades, numerous examples of synthetic molecular machines¹ activated by various stimuli have emerged in the literature. These artificial molecular machines are often mechanically interlocked compounds, such as rotaxanes and catenanes, held together by mechanical rather than chemical bonds. Inspired by the intricacies of complex biological systems, these molecules are engineered with precise recognition sites. When favorable interactions between their components are present, they form well-defined states at equilibrium. If an external energy source—such as light^{2,3}, electrochemical input⁴, modulation of the chemical environment, or a catalytic reaction—drives the system away from equilibrium, a new state is produced by the displacement of one interlocked component with respect to the other.

However, the shuttling movement in most of the molecular machines still relies on a single stimulus to shift the machine into a new state, requiring manual addition of a counter-stimulus to reset the system to its original state^{5–9}. As an example, in the case of molecular switches, acid–base chemistry is commonly employed to induce shuttling motions through the sequential addition of acidic and basic species^{10–12}.

In 2016, Leigh and co-workers described a [2]-catenane in which a small molecular wheel was continuously transported directionally via a ratchet mechanism around a larger macrocyclic structure¹³. This was achieved through the step-by-step attachment and cleavage of a

9-fluorenylmethoxycarbonyl group over the large macrocycle. In this assembly, the directional rotation of the molecular motor persisted as long as the reactant, fluorenylmethoxycarbonyl chloride was present. The chemical species consumed to power the chemical engine was termed ‘fuel’¹⁴, a term that has been adopted in several subsequent examples.

Afterward, Di Stefano and coworkers described^{15–17} the use of 2-cyano-2-phenylpropanoic acid, leveraging the decarboxylation property of the acid to provide both a proton source (stimulus) and a proton acceptor (counter-stimulus). This allowed the activation of a complete cycle of motion in a Sauvage-type catenane¹⁵. The decarboxylation methodology was later applied to investigate the shuttling movement of a nitroxide-incorporating crown ether wheel¹⁸ in a paramagnetic [2]-rotaxane using EPR spectroscopy¹⁹.

The use of acids undergoing decarboxylation was further extended to trichloroacetic acid by Leigh and coworkers²⁰, enabling one of the macrocycles in a [2]-catenane to perform a 360° circumrotation in one direction around the other. A [2]rotaxane molecular shuttle containing secondary ammonium/amine and thiourea stations that can be switched between catalytically active and inactive states using pulses of a chemical fuel has also been recently reported²¹. Quite recently, Stoddart et al. proposed a redox-driven rotary motor based on a [3]catenane in which two rings can be powered by electricity to rotate unidirectionally around a loop²².

¹Department of Chemistry “Giacomo Ciamician”, University of Bologna, Via P. Gobetti 85, I-40129 Bologna, Italy. ²Department of Industrial Chemistry “Toso Montanari”, University of Bologna, Via P. Gobetti 85, I-40129 Bologna, Italy. ³Center for Light Activated Nanostructures, Istituto per la Sintesi Organica e la Fotoreattività, Consiglio Nazionale delle Ricerche via P. Gobetti 101, I-40129 Bologna, Italy. ⁴Present address: Sorbonne Université, CNRS, Institut Parisien de Chimie Moléculaire, IPCM, F-75005 Paris, France. ✉e-mail: elisabetta.mezzina@unibo.it; marco.lucarini@unibo.it

In the current study, we report the investigation of a [2]rotaxane containing a nitroxidic radical macrocycle and its catalytic activity, which could be potentially exploited to trigger the motion of the macrocycle.

Actually, the nitroxide radicals²³ have been extensively studied in catalytic redox systems^{24–27} coupled to a secondary oxidant. For example, 2,2,6,6-tetramethylpiperidinyl-1-oxyl (TEMPO) radical has been frequently employed as a catalyst for the mild and selective oxidation of alcohols. *N*-oxoammonium salt can be generated in a catalytic way^{28–33} in situ by reacting TEMPO with numerous oxidants. The use of oxygen as a primary oxidant in conjunction with TEMPO and a transition metal catalyst (aerobic oxidation) has been investigated by a number of researchers. In general, the alcohol is oxidized by the oxoammonium cation, giving the corresponding *N*-OH amine (TEMPOH) as a co-product. The metal catalyst oxidizes the hydroxylamine to TEMPO, which is further converted by a second equivalent of the metal catalyst back to the key oxoammonium salt. The reduced form of the metal catalyst is recovered to the active form by oxygen as the primary oxidant (see Fig. 1).

Oxidation reaction catalyzed by TEMPO radicals, in combination with a secondary reaction involving iodosylbenzene and acetic acid, has been utilized to promote the continuous back-and-forth motion of the wheel in a switchable helicene-based molecular shuttle³⁴. However no reports describing nitroxide functionality mechanically trapped in a rotaxane

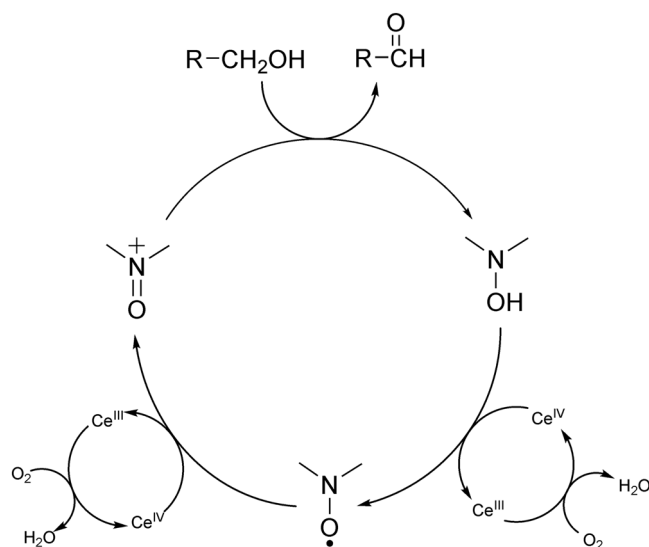


Fig. 1 | Catalytic cycle of the oxidation of primary alcohols promoted by nitroxide and cerium (IV) ammonium nitrate (CAN), in presence of oxygen. The oxoammonium cation, formed in situ by the oxidation of nitroxide, catalyzes the oxidation of the alcohol to aldehyde, forming the corresponding hydroxylamine. This is re-oxidized to nitroxide thanks to two equivalents of CAN, which in turn is continuously regenerated by oxygen.

structure still able to perform catalytic activity have been reported so far in the literature.

Here, we demonstrate the feasibility of an oxidative catalytic process within the constrained environment of a mechanically interlocked structure that possesses a nitroxidic radical character (Fig. 2). The proposed [2]-rotaxane (**Rot1⁺⁺**) is able to oxidize quantitatively primary alcohol to the corresponding aldehyde. Notably, the nitroxide macrocycle mechanically trapped in the molecular interlocked molecule during the oxidation process reversibly converts into the corresponding diamagnetic oxoammonium cation. This feature provides the foundations for the design of novel dissipative systems where the energy produced by the oxidation of primary alcohol to the corresponding aldehyde could be used to induce the motion of the macrocycle.

Results and discussion

Synthesis and characterization of Rot1⁺⁺

Rot1⁺⁺ consists of a paramagnetic crown ether, which is confined by a molecular axle containing a dialkylammonium station and a 1,2,3-triazole unit (see Fig. 2). As mentioned in the introduction, we have already reported a paramagnetic [2]-rotaxane containing a nitroxide-functionality incorporated in a crown ether wheel¹⁸. However, it was decided to synthesize and investigate a structure in which the original bis-pyridinium unit was replaced with a 1,2,3-triazole ring. Two main reasons led to this choice: the first is the easier synthesis due to the possibility of using a click reaction to perform rotaxanation³⁵; the second is related to the potentially greater difficulty in oxidizing the nitroxide functionality to oxoammonium, owing to the presence of the two positive charges in the bis-pyridinium unit.

The target rotaxane was assembled using the *Stoddart threading-stoppering*³⁶ approach, which involves complexation between the half-thread **13** and the crown ether, followed by interlocking with a suitable bulky stopper (see Scheme 1)^{18,37}. In this process, the rotaxane formation is induced by the well-known Cu(I)-catalyzed *click* alkyne-azide cycloaddition (CuAAC)³⁸, resulting in the formation of a 1,4-disubstituted triazole ring. Synthetic details concerning the preparation of half thread **13** and the macrocycle *cis*-**1**[•] are reported in the Supplementary Methods. It should be noted that during the preparation of the paramagnetic rotaxane, the synthetic procedure for the macrocycle was improved compared to the original work¹⁸ (see Supplementary Methods).

Strong evidence for the formation of paramagnetic rotaxane was obtained by EPR spectroscopy. Using a known concentration of the radical TEMPO as a reference, EPR measurements indicated that the radical purity of the rotaxane was >95%.

The EPR spectrum of the rotaxane, recorded in CH₃CN at 298 K, exhibits the typical three-line signal with the high-field line broadened due to restricted tumbling, and thus incomplete averaging of the anisotropic components of the hyperfine and *g* tensor (see Fig. 3, black line). This substantial reduction of the tumbling rate is typical for spin labels attached to larger molecules and can be considered as a further indication of the formation of the rotaxane. The measured value $a_N = 14.39$ G is very close to

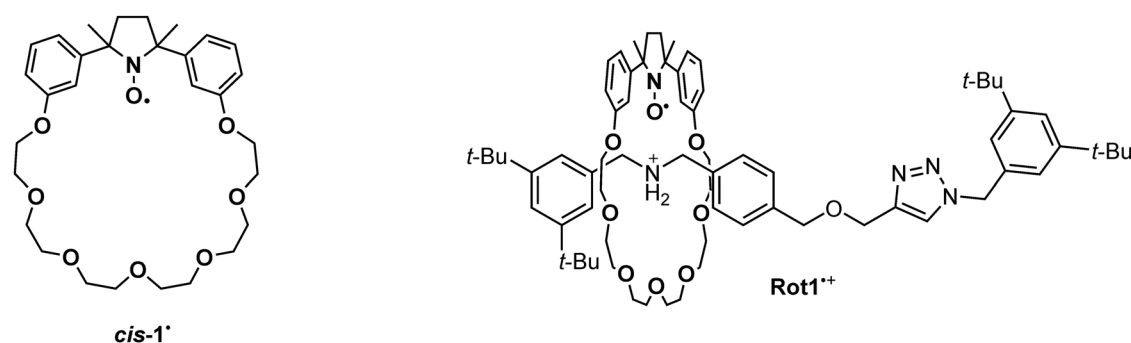
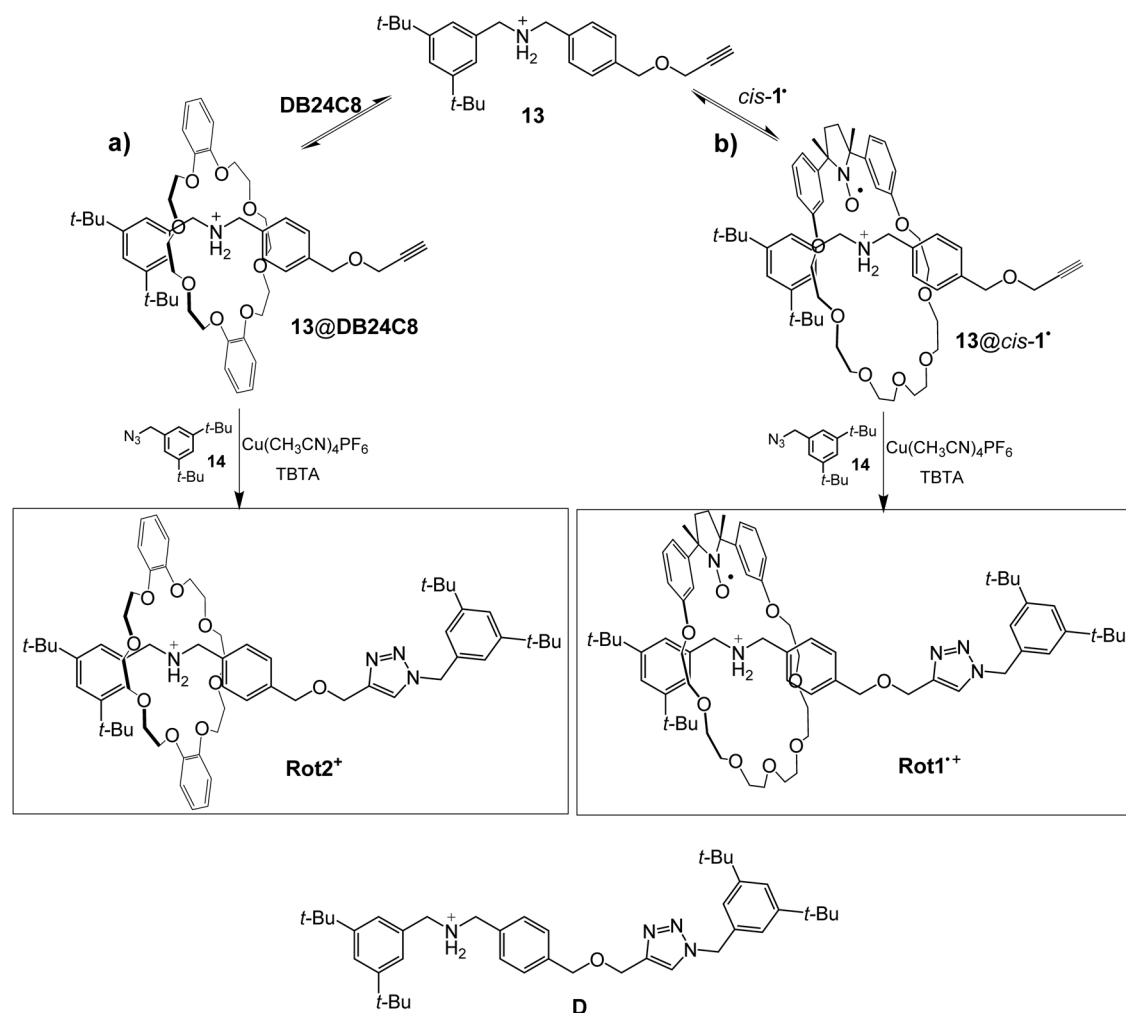


Fig. 2 | Structures of the nitroxides investigated in the present study. Macrocycle *cis*-**1**[•] and rotaxane **Rot1⁺⁺**.



Scheme 1 | Synthesis of the rotaxanes. Synthetic route for the preparation of **Rot2⁺** (a), **Rot1⁺** (b), and structure of the dumbbell **D**.

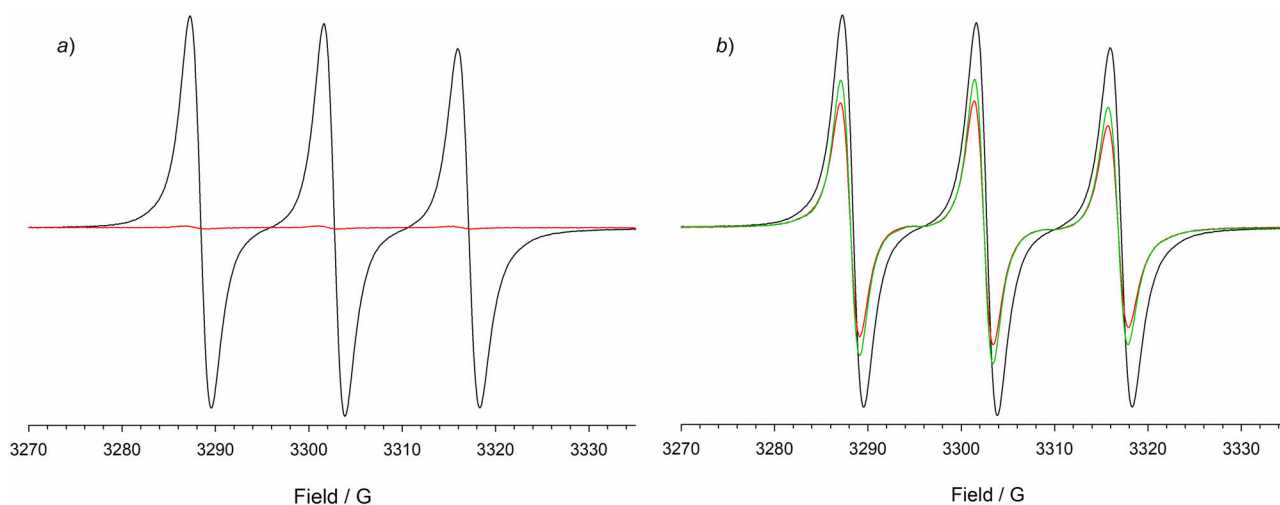


Fig. 3 | Oxidation of rotaxane Rot1⁺ monitored by EPR. **a** EPR spectrum of **Rot1⁺** 1 mM in air-saturated acetonitrile, before (black line) and after (red line) the addition of 4 eq. of CAN. **b** EPR spectrum of **Rot1⁺** (1 mM) in air-saturated

acetonitrile in the presence of *p*-methoxybenzyl alcohol (10 mM) before (black line) and after the addition of 4 eq. of CAN: red line $t = 0$, green line $t = 1$ hour.

that of dibenzylammonium@*cis*-**1¹⁸**, suggesting that the macrocycle is coordinating the dialkylammonium station of the thread.

This was further confirmed by the clear change in the nitrogen coupling observed upon adding one equivalent of a strong base, such as

phosphazene P1-*t*-Bu, which is capable of deprotonating the NH_2^+ center, to a CH_3CN solution of **Rot1⁺**. Specifically, a_N value increases from 14.39 G to 14.63 G (see Supplementary Fig. 30).

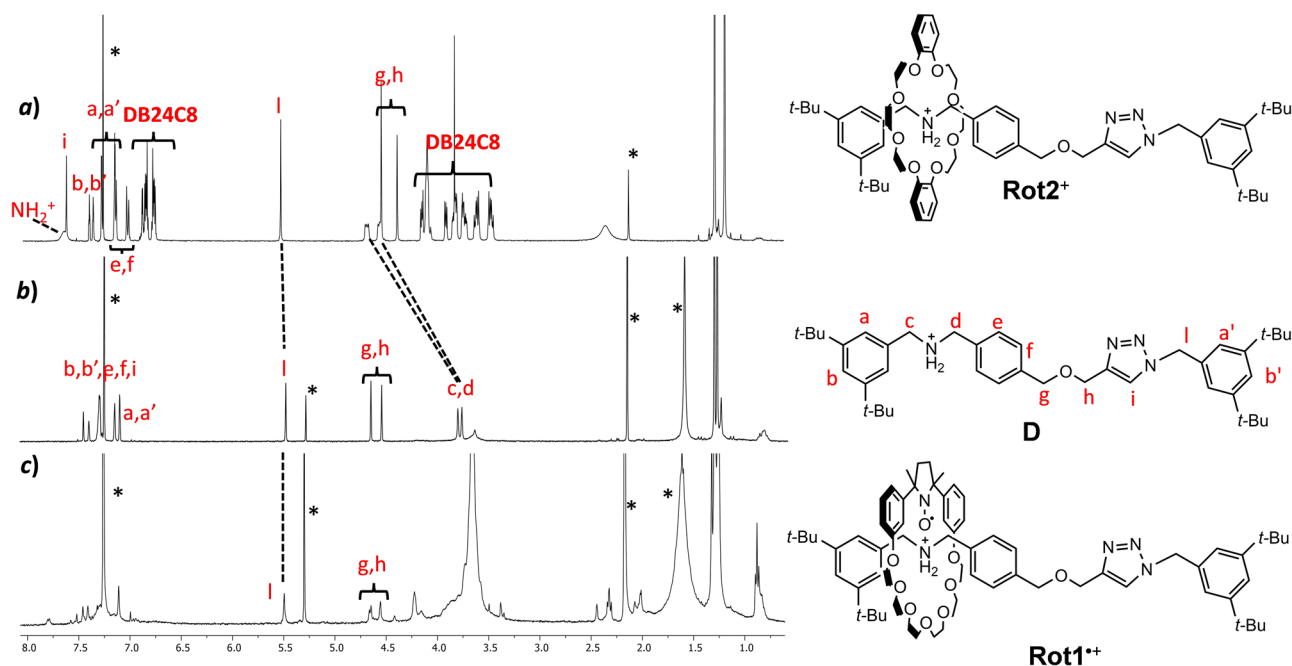


Fig. 4 | $^1\text{H-NMR}$ spectra in CDCl_3 of the structures investigated in the present study. **a** Diamagnetic rotaxane $\text{Rot}2^+$; **b** dumbbell **D** and **(c)** radical rotaxane $\text{Rot}1^{+\cdot}$. Stars refer to the peaks of residual solvents. The signals are labeled according to the letters reported in the axle structure **D**.

Clear evidence for the formation of paramagnetic rotaxane was obtained also by $^1\text{H-NMR}$ analysis. It is well known that NMR analysis of free radicals is not an easy task because the signals of paramagnetic compounds are broadened or sometimes not visible due to the efficient relaxation times of the protons near the radical^{39,40}. Therefore, in an attempt to simplify NMR analysis, we decided to synthesize also a diamagnetic rotaxane analog (Scheme 1a) in which the paramagnetic wheel is replaced by commercially available dibenzo-24-crown-8 ether (**DB24C8**). For the synthetic details of the preparation of $\text{Rot}2^+$ see SI.

Figure 4 compares the $^1\text{H-NMR}$ spectra of the diamagnetic rotaxane (trace **a**) with that of the free molecular axle **D** (trace **b**). The spectrum of the rotaxane shows signals corresponding to both the dumbbell and the macrocycle. Notably, the proton peaks *g*, *h*, *i*, and *l* are indicative of the formation of the triazole ring in the axle component. The benzylic protons (*c* and *d*) adjacent to the ammonium station of the free axle **D** are significantly shifted downfield (indicated by dotted lines) when engaged in the rotaxane, indicating the position of the ring over the dialkylammonium site. The signals of the aromatic and polyether protons of **DB24C8** are splitted and well resolved due to the non-symmetric environment experienced by the locked crown ether nuclei.

In the $^1\text{H-NMR}$ spectrum of the radical $\text{Rot}1^{+\cdot}$ (Fig. 4c), the signals of protons nearby the nitroxide moiety are either broadened or absent, as it happens to the benzylic CH_2 ammonium signals *c* and *d* due to the proximity to the radical macrocycle *cis-1* $^{\cdot}$. The absence of these signals supports the EPR evidence that *cis-1* $^{\cdot}$ is predominantly located at the ammonium station. The absence of these signals confirms the EPR evidence that *cis-1* $^{\cdot}$ is preferentially situated at the ammonium station. This is confirmed also by the signals due to *g*, *h*, and *l* protons located in the triazole region, which appear at the same frequency as in the free dumbbell.

Electrochemistry of *cis-1* $^{\cdot}$ and $\text{Rot}1^{+\cdot}$

The electrochemical properties of the cyclic nitroxide *cis-1* $^{\cdot}$ and of the rotaxane $\text{Rot}1^{+\cdot}$ were investigated by cyclic voltammetry (CV) in CH_3CN and CH_2Cl_2 (Fig. 5 and Supplementary Fig. 29). For *cis-1* $^{\cdot}$, a reversible process, assigned to the oxidation of the nitroxide to the N-oxoammonium cation *cis-1* $^+$, is observed at +0.82 V and +0.87 V vs SCE in CH_3CN and in CH_2Cl_2 , respectively. The different redox potentials in the two solvents can

be attributed to the destabilization of the N-oxoammonium cation in the less polar CH_2Cl_2 .

Rotaxane $\text{Rot}1^{+\cdot}$ is characterized by the same reversible process at +0.83 V and +0.88 V vs SCE in CH_3CN and in CH_2Cl_2 , respectively (Fig. 5 and Supplementary Fig. 29). As a matter of fact, the electrochemical properties of the cyclic nitroxide *cis-1* $^{\cdot}$ are not altered when the latter is incorporated in the rotaxane architecture; the process remains reversible and the redox potentials are only marginally affected.

Macrocycle *cis-1* $^{\cdot}$ and rotaxane $\text{Rot}1^{+\cdot}$, catalyzed alcohol oxidation

The efficiency of the paramagnetic crown ether *cis-1* $^{\cdot}$ and rotaxane $\text{Rot}1^{+\cdot}$ in catalyzing the aerobic oxidation of primary alcohols to aldehydes using cerium(IV) ammonium nitrate (CAN) as a co-oxidant^{33,41} was then verified. Similar to the mechanism observed with the TEMPO radical, CAN converts the nitroxide into the oxoammonium cation, which is responsible for the oxidation of primary alcohols. CAN also regenerates the oxoammonium species from its reduced form (N-hydroxylamine), thereby sustaining a catalytic cycle (see Scheme 2)^{33,41}.

GC-MS experiments were conducted to monitor the aerobic oxidation of 4-methoxybenzyl alcohol to 4-methoxybenzaldehyde using TEMPO as a catalyst and varying the amounts of CAN (20% or 40% relative to the initial alcohol concentration, Table 1 Entries 1–2). By monitoring the GC-MS chromatograms over time, the gradual disappearance of the alcohol peak was observed, together with the emergence of that of the aldehyde. The results showed increased conversion to aldehyde with higher CAN concentrations (up to 40% of the alcohol concentration). To unravel the role of oxygen in the catalytic cycle, the same experiments were conducted under an inert atmosphere (entries 3–4). Under these conditions, the conversions were significantly lower (see Table 1), as Ce(IV) could not be regenerated from Ce(III) in the absence of oxygen. The cessation of the catalytic cycle upon the consumption of all available Ce(IV) greatly reduced the reaction's efficiency.

The reaction conditions optimized for the TEMPO radical were applied in the aerobic oxidation of 4-methoxybenzyl alcohol to 4-methoxybenzaldehyde using the nitroxide macrocycle *cis-1* $^{\cdot}$ as the catalyst (entries 5–6). Very good conversions of alcohol to aldehyde have been

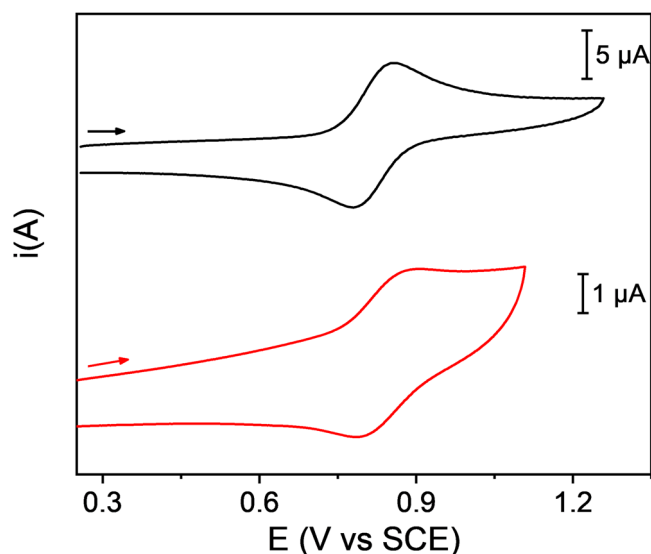
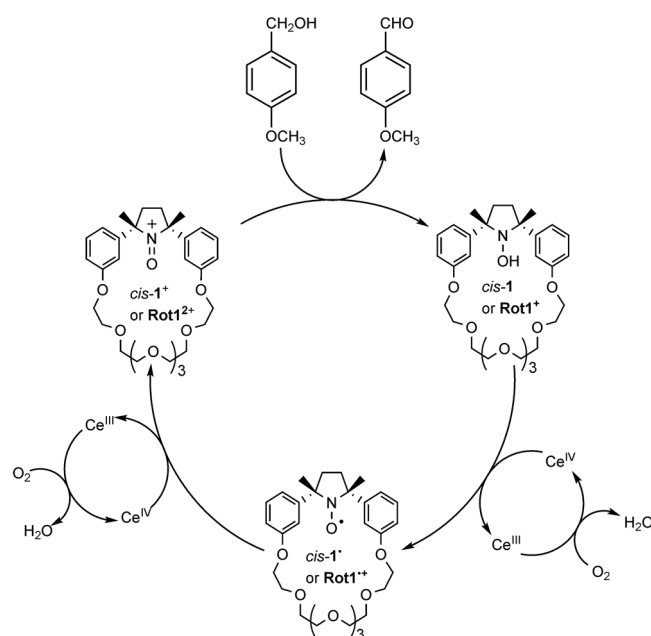


Fig. 5 | Cyclic voltammograms of the structures investigated in the present study. Cyclic voltammograms of a CH_3CN solution of cis-1^* (black line, 5.0×10^{-4} M) and of Rot1^{2+} (red line, 1.5×10^{-4} M). Experimental conditions: argon-purged CH_3CN , room temperature, 100 equivalents of TEAPF_6 , scan rate: 200 mV/s; decamethylferrocene (FcMe_{10}) is used as internal standard.



Scheme 2 | Aerobic oxidation of a primary alcohol. Oxidation of 4-methoxybenzyl alcohol to 4-methoxybenzaldehyde catalyzed by macrocycle cis-1^* (or rotaxane Rot1^{2+}) in the presence of CAN.

observed when cis-1^* was employed as a catalyst. The experimental results confirmed the occurrence of a catalytic cycle with cis-1^* ring and identified the optimal conditions for the complete oxidation of primary alcohol to aldehyde. As with the TEMPO radical, the yields were influenced by the amount of CAN co-catalyst, with the best conversion achieved using 40% CAN relative to the initial alcohol concentration.

NMR spectroscopy was instead employed to monitor the oxidation of 4-methoxybenzyl alcohol to 4-methoxybenzaldehyde using the rotaxane Rot1^{2+} as the catalyst (entries 7–8). The results showed excellent conversions, confirming the occurrence of a catalytic cycle even in the presence of the rotaxane.

Table 1 | Conversions calculated by GC–MS experiments performed on solutions containing 4-methoxybenzyl alcohol (10 mM), and nitroxide (1 mM) in CAN after 3 h of reaction

Entry	Nitroxide	[CAN]/mM	O_2	Conversion/%
1	TEMPO	2	Air	70
2	TEMPO	4	Air	95
3	TEMPO	2	N_2	10
4	TEMPO	4	N_2	40
5	cis-1^*	2	Air	80
6	cis-1^*	4	Air	95
7	Rot1^{2+}	2	Air	82 ^a
8	Rot1^{2+}	4	Air	97 ^a
9	None	2	Air	8
10	None	4	Air	21

^aConversions determined by $^1\text{H-NMR}$ analysis.

Overall, these findings confirm that the excellent catalytic activity of the radical crown ether is maintained in the MIM, disclosing the potential of this catalytic cycle to fuel motion in molecular machines.

We also conducted GC–MS analysis of the oxidation in absence of the nitroxide radical (entries 9–10). The results revealed significantly lower conversion rates, indicating that CAN alone is not able to efficiently convert the alcohol to aldehyde, and the oxoammonium cation is required for sustaining efficiently the catalytic process.

EPR investigation of cis-1^* and rotaxane Rot1^{2+} , catalyzed alcohol oxidation

Once we demonstrated the ability of Rot1^{2+} to catalyze the aerobic oxidation of 4-methoxybenzyl alcohol to 4-methoxybenzaldehyde, we determined the oxidation state of the macrocycle via EPR analysis. This state is expected to vary during the catalytic cycle. Initially, the system is at equilibrium, with the nitroxide state of the cycle complexing the ammonium station (see Scheme 2). Upon addition of the alcohol, the macrocyclic nitroxide is continuously converted to the oxoammonium form (Rot1^{2+}), which is then reduced back to nitroxide after reacting with the alcohol. This sequence of reactions switches the rotaxane between the two redox forms until the alcohol is depleted.

EPR analysis was conducted during the oxidation of rotaxane Rot1^{2+} (1 mM) in air-equilibrated CH_3CN by adding 4 equivalents of CAN, both in the absence and presence of 10 equivalents of *p*-methoxybenzyl alcohol, and confirmed this hypothesis. In the first case (Fig. 3a), EPR measurements revealed that the Rot1^{2+} signal immediately disappeared due to the quantitative oxidation of the rotaxane nitroxide to oxoammonium. After 20, 40, and 60 minutes, and even after 60 h, the nitroxide signal was not recovered.

The same sequence of experiments was carried out in the presence of the alcohol (Fig. 3b). In this case, spectra were recorded at zero time and after 20, 40, and 60 min. The spectra in Fig. 3b show a less pronounced decrease in the EPR signal in the presence of alcohol after the addition of CAN. The amount of nitroxide fluctuates between 55% and 60% of the initial amount of Rot1^{2+} .

These measurements clearly reflect the distribution of catalyst oxidation states during the reaction. According to the proposed mechanism³³ (Scheme 2), there are three catalyst oxidation states: oxoammonium, nitroxide, and hydroxylamine species. It is generally assumed⁴² that the hydroxylamine, formed upon oxidation of the alcohol, undergoes rapid oxidation to the nitroxide either by direct reaction with the oxidant or via comproportionation with the oxoammonium species. Consequently, a negligible steady-state concentration of hydroxylamine is expected, and a near-quantitative mass balance between the oxoammonium and nitroxide species is maintained during the reaction. EPR measurements indicate that the predominant forms of the catalyst during steady-state turnover,

nitroxide, and oxoammonium, are rather similar, with a slight excess of the former.

As an aerobic catalytic cycle, the presence of oxygen is essential to oxidize Cerium (III) to its active form Ce (IV). We verified this by repeating the EPR measurements in a closed tube containing **Rot1**⁺, CAN, and the primary alcohol. Due to the Heisenberg spin exchange, the broadening of the EPR spectral lines of radicals is proportional to the concentration of oxygen dissolved in the solution. Thus, the change in oxygen concentration when the reaction is performed in a closed tube can be determined by measuring the line width of the three-line EPR spectrum of the rotaxane⁴³. After a few hours, a significant narrowing of the radical linewidth was observed (from 2.3 G to 1.7 G), indicating an oxygen consumption similar to what occurs when working under an inert atmosphere.

The data strongly suggest that NO[•] and N = O⁺ species serve as the primary transient forms of the catalyst during the oxidation cycle. Potentially, this could alter the macrocycle's affinity for specific molecular stations, thereby facilitating a complete cycle of macrocycle movements. Even though in the present system there is no evidence of macrocycle movement, this study demonstrates the possibility of using the nitroxide-mediated oxidative catalytic cycle within the constrained environment of a mechanically interlocked molecule, with quantitative yields similar to those observed with TEMPO.

Conclusions

This study opens up new perspectives for the design of dissipative systems, i.e., molecular structures that can be transiently varied upon the addition of a proper stimulus, called fuel, which is consumed over a given time.

To this aim, the synthesized rotaxane **Rot1**⁺ was conceived to carry on the aerobic oxidation catalytic cycle of the nitroxide radical incorporated in the paramagnetic interlocked macrocycle in the presence of primary alcohol and of CAN/O₂ as co-oxidants (Scheme 2). The MIM is composed of the radical macrocycle *cis*-**1**[•] and a dumbbell containing 1,2,3-triazole and dibenzylammonium ion as stations. The study provided the following results: (a) the addition of CAN causes a drastic decrease of the signal of the nitroxide radical, indicating the oxidation of nitroxide to a diamagnetic oxoammonium cation of rotaxane; (b) after the addition of the primary alcohol the nitroxide signal reappears immediately, due to the triggering of the catalytic cycle of alcohol oxidation promoted by the oxoammonium cation. The process continues autonomously until the alcohol is fully converted into the corresponding aldehyde. Despite the lack of shuttling, the current study can aid in the design of autonomously driven molecular machines that exploit the aerobic catalytic oxidation of nitroxide radicals.

Methods

Details of all experimental procedures are provided in the Supporting Information.

Data availability

The data analyzed and generated in this study are provided in Supplementary Information and the table included in this published article.

Received: 25 July 2024; Accepted: 21 November 2024;

Published online: 27 November 2024

References

1. Erbas-Cakmak, S., Leigh, D. A., McTernan, C. T. & Nussbaumer, A. L. Artificial molecular machines. *Chem. Rev.* **115**, 10081–10206 (2015).
2. Baroncini, M., Silvi, S. & Credi, A. Photo- and redox-driven artificial molecular motors. *Chem. Rev.* **120**, 200–268 (2020).
3. Roke, D., Wezenberg, S. J. & Feringa, B. L. Molecular rotary motors: unidirectional motion around double bonds. *Proc. Natl. Acad. Sci. USA* **115**, 9423–9431 (2018).
4. Pezzato, C. et al. Controlling dual molecular pumps electrochemically. *Angew. Chem. Int. Ed.* **57**, 9325–9329 (2018).
5. Yoon, H. J., Kuwabara, J., Kim, J. H. & Mirkin, C. A. Allosteric supramolecular triple-layer catalysts. *Science* **330**, 66–69 (2010).
6. Gassensmith, J. J. et al. Squaraine rotaxane as a reversible optical chloride sensor. *Chemistry* **16**, 2916–2921 (2010).
7. Zhou, W. D. et al. Distinct nanostructures from a molecular shuttle: effects of shuttling movement on nanostructural morphologies. *Adv. Funct. Mater.* **19**, 141–149 (2009).
8. Silvi, S., Venturi, M. & Credi, A. Artificial molecular shuttles: from concepts to devices. *J. Mater. Chem.* **19**, 2279–2294 (2009).
9. Astumian, R. D. Optical vs. chemical driving for molecular machines. *Faraday Discuss.* **195**, 583–597 (2016).
10. Ishow, E., Credi, A., Balzani, V., Spadola, F. & Mandolini, L. A molecular-level plug/socket system: electronic energy transfer from a binaphthyl unit incorporated into a crown ether to an anthracenyl unit linked to an ammonium ion. *Chem. Eur. J.* **5**, 984–989 (1999).
11. Leblond, J., Gao, H., Petitjean, A. & Leroux, J. C. pH-responsive molecular tweezers. *J. Am. Chem. Soc.* **132**, 8544–8545 (2010).
12. Du, G. Y., Moulin, E., Jouault, N., Buhler, E. & Giuseppone, N. Muscle-like supramolecular polymers: integrated motion from thousands of molecular machines. *Angew. Chem. Int. Ed.* **51**, 12504–12508 (2012).
13. Wilson, M. R. et al. An autonomous chemically fuelled small-molecule motor. *Nature* **534**, 235–240 (2016).
14. Borsley, S., Leigh, D. A. & Benjamin, M. W. R. Chemical fuels for molecular machinery. *Nat. Chem.* **14**, 728–738 (2022).
15. Berrocal, J. A., Biagini, C., Mandolini, L. & Di Stefano, S. Coupling of the decarboxylation of 2-cyano-2-phenylpropanoic acid to large-amplitude motions: a convenient fuel for an acid–base-operated molecular switch. *Angew. Chem. Int. Ed.* **55**, 6997–7001 (2016).
16. Biagini, C. et al. Variations in the fuel structure control the rate of the back and forth motions of a chemically fuelled molecular switch. *Chem. Sci.* **9**, 181–188 (2018).
17. Biagini, C., Pietri, F. D., Mandolini, L., Lanzalunga, O. & Di Stefano, S. Photoinduced release of a chemical fuel for acid–base-operated molecular machines. *Chemistry* **24**, 10122–10127 (2018).
18. Bleve, V. et al. Synthesis and characterisation of a paramagnetic [2] rotaxane based on a crown ether-like wheel incorporating a nitroxide. *Motif. Chem. Eur. J.* **24**, 1198–1203 (2018).
19. Franchi, P. et al. 2-Cyano-2-phenylpropanoic acid triggers the back and forth motions of an acid–base-operated paramagnetic molecular switch. *J. Org. Chem.* **84**, 9364–9368 (2019).
20. Erbas-Cakmak, S. et al. Rotary and linear molecular motors driven by pulses of a chemical fuel. *Science* **358**, 340–343 (2017).
21. Biagini, C. et al. Dissipative catalysis with a molecular machine. *Angew. Chem. Int. Ed.* **58**, 9876–9880 (2019).
22. Zhang, L. et al. An electric molecular motor. *Nature* **613**, 280–286 (2023).
23. Likhtenshtein, G. I., Yamauchi, J., Nakatsuji, S., Smirnov A. I. & Tamura, R. *Nitroxides: Applications in Chemistry, Biomedicine and Materials Science*. (Wiley-VCH, Weinheim, 2008).
24. Cella, J. A., Kelley, J. A. & Kenenah, E. F. Nitroxide-catalyzed oxidation of alcohols using *m*-chloroperbenzoic acid. A new method. *J. Org. Chem.* **40**, 1860–1862 (1975).
25. Bobbitt, J. M., Brückner, C. & Merbouh, N. Oxoammonium- and nitroxide-catalyzed oxidations of alcohols. *Org. React.* **74**, 103–424 (2009).
26. Ciriminna, R. & Pagliaro, M. Industrial oxidations with organocatalyst TEMPO and its derivatives. *Org. Process Res. Dev.* **14**, 245–251 (2010).
27. Leadbeater, N. E. & Bobbitt, J. M. TEMPO-derived oxoammonium salts as versatile oxidizing agents. *Aldrichim. Acta* **47**, 65–74 (2014).
28. Inokuchi, T., Matsumoto, S., Nishiyama, T. & Torii, S. A selective and efficient method for alcohol oxidations mediated by *n*-oxoammonium salts in combination with sodium bromite. *J. Org. Chem.* **55**, 462–466 (1990).

29. Einhorn, J., Einhorn, C., Ratajczak, F. & Pierre, J.-L. Efficient and highly selective oxidation of primary alcohols to aldehydes by N-chlorosuccinimide mediated by oxoammonium salt. *J. Org. Chem.* **61**, 7452–7454 (1996).
30. Semmelhack, M. F., Chou, C. S. & Cortes, D. A. Nitroxyl-mediated electrooxidation of alcohols to aldehydes and ketones. *J. Am. Chem. Soc.* **105**, 4492–4494 (1983).
31. Mico, A. D., Margarita, R., Parlanti, L., Vescovi, A. & Piancatelli, G. A versatile and highly selective hypervalent iodine (III)/2,2,6,6-tetramethyl-1-piperidinyloxy-mediated oxidation of alcohols to carbonyl compounds. *J. Org. Chem.* **62**, 6974–6977 (1997).
32. Bolm, C., Magnus, A. S. & Hildebrand, J. P. Catalytic synthesis of aldehydes and ketones under mild conditions using TEMPO/oxone. *Org. Lett.* **2**, 1173–1175 (2000).
33. Kim, S. & Jung H. C. An efficient aerobic oxidation of alcohols to aldehydes and ketones with TEMPO/ceric ammonium nitrate as catalysts. *Synthesis* **2003**, 2135–2137 (2003).
34. Shi, Q. & Chen, C.-H. Step-by-step reaction-powered mechanical motion triggered by a chemical fuel pulse. *Chem. Sci.* **10**, 2529–2533 (2019).
35. Zheng, H. et al. A dual-response [2]rotaxane based on a 1,2,3-triazole ring as a novel recognition station. *Chem. Eur. J.* **15**, 13253–13262 (2009).
36. Dichtel, R. W., Ognjen, Š. M., Spruell, J. M., Heath, J. R. & Stoddart, J. F. Efficient templated synthesis of donor-acceptor rotaxanes using click chemistry. *J. Am. Chem. Soc.* **128**, 10388–10390 (2006).
37. Poderi, C. et al. EPR sensing of a cation species by aza-crown ethers incorporating a persistent nitroxidic radical unit. *Chem. Eur. J.* **29**, e20230150 (2023).
38. Kolb, H. C., Finn, M. G. & Sharpless, K. B. Click chemistry: diverse chemical function from a few good reactions. *Angew. Chem. Int. Ed.* **40**, 2004–2021 (2001).
39. Bobbitt, J. M. et al. Preparation of some homologous TEMPO nitroxides and oxoammonium salts; notes on the NMR spectroscopy of nitroxide free radicals; observed radical nature of oxoammonium salt solutions containing trace amounts of corresponding nitroxides in an equilibrium relationship. *J. Org. Chem.* **82**, 9279–9290 (2017).
40. Mezzina, E. et al. Synthesis and characterization of a persistent paramagnetic rotaxane based on α -cyclodextrin. *J. Org. Chem.* **71**, 3773–3777 (2006).
41. Cao, Q., Dorman, L. M., Rogan, L., Hughes, N. L. & Muldoon, M. J. Aerobic oxidation catalysis with stable radicals. *Chem. Commun.* **50**, 4524–4543 (2014).
42. Rafiee, M., Miles, K. C. & Stahl, S. S. Electrocatalytic alcohol oxidation with TEMPO and bicyclic nitroxyl derivatives: driving force trumps steric effects. *J. Am. Chem. Soc.* **137**, 14751–14757 (2015).
43. Pedulli, G. F., Lucarini, M., Pedrielli, P., Sagrini, M. & Cipollone, M. The determination of the oxygen consumption in autoxidation studies by means of EPR spectroscopy. *Res. Chem. Intermed.* **22**, 1–14 (1996).

Acknowledgements

This research was supported by European Union—NextGenerationEU—PRIN 2022—PNRR investments M4.C2.1.1—CAM&ODS—2022X779KE—

CUP J53D23008830006 (M.L. and E.M.); financial support from the European Union—Next Generation EU—and Italian Ministry of University and Research (PRIN grant 2022JMTLE) is gratefully acknowledged (LA and SS).

Author contributions

E.M. and M.L. conceived the idea. P.F. and S.S. contributed to experimental design and data analysis. I.B. and C.P. optimized the chemistry, synthesized compounds, and performed product analysis experiments. Further assistance with synthesis was provided by F.S. and A.G.; P.F. and A.T. provided EPR spectra. L.C. and L.A. provided voltammetric measurements. E.M. and M.L. wrote the paper with input from all authors. All authors approved the submission.

Competing interests

The authors declare no competing interests. Serena Silvi is a Guest Editor for Communications Chemistry's Mechanically Interlocked Molecules Collection but was not involved in the editorial review of or the decision to publish this article.

Additional information

Supplementary information The online version contains supplementary material available at <https://doi.org/10.1038/s42004-024-01375-0>.

Correspondence and requests for materials should be addressed to Elisabetta Mezzina or Marco Lucarini.

Peer review information *Communications Chemistry* thanks Stephen Fielden and the other, anonymous, reviewer(s) for their contribution to the peer review of this work.

Reprints and permissions information is available at <http://www.nature.com/reprints>

Publisher's note Springer Nature remains neutral with regard to jurisdictional claims in published maps and institutional affiliations.

Open Access This article is licensed under a Creative Commons Attribution 4.0 International License, which permits use, sharing, adaptation, distribution and reproduction in any medium or format, as long as you give appropriate credit to the original author(s) and the source, provide a link to the Creative Commons licence, and indicate if changes were made. The images or other third party material in this article are included in the article's Creative Commons licence, unless indicated otherwise in a credit line to the material. If material is not included in the article's Creative Commons licence and your intended use is not permitted by statutory regulation or exceeds the permitted use, you will need to obtain permission directly from the copyright holder. To view a copy of this licence, visit <http://creativecommons.org/licenses/by/4.0/>.

© The Author(s) 2024