



HAL
open science

Fast and Quantitative 2D NMR for metabolomic applications within MetaboHUB

Jérémy Marchand, Edern Cahoreau, Cécile Canlet, Grégory da Costa, Catherine Deborde, Jonathan Farjon, Roselyne Gautier, Julien GUIBERT, Marine P.M. Letertre, Marion Maravat, et al.

► To cite this version:

Jérémy Marchand, Edern Cahoreau, Cécile Canlet, Grégory da Costa, Catherine Deborde, et al.. Fast and Quantitative 2D NMR for metabolomic applications within MetaboHUB. 16èmes Journées Scientifiques du RFMF, Jun 2024, Saint-Malo, France. hal-04815205

HAL Id: hal-04815205

<https://hal.science/hal-04815205v1>

Submitted on 4 Dec 2024

HAL is a multi-disciplinary open access archive for the deposit and dissemination of scientific research documents, whether they are published or not. The documents may come from teaching and research institutions in France or abroad, or from public or private research centers.

L'archive ouverte pluridisciplinaire **HAL**, est destinée au dépôt et à la diffusion de documents scientifiques de niveau recherche, publiés ou non, émanant des établissements d'enseignement et de recherche français ou étrangers, des laboratoires publics ou privés.



Distributed under a Creative Commons Attribution - NonCommercial 4.0 International License

Fast and Quantitative 2D NMR for metabolomic applications within the MetaboHUB Infrastructure



✉ jeremy.marchand@univ-nantes.fr

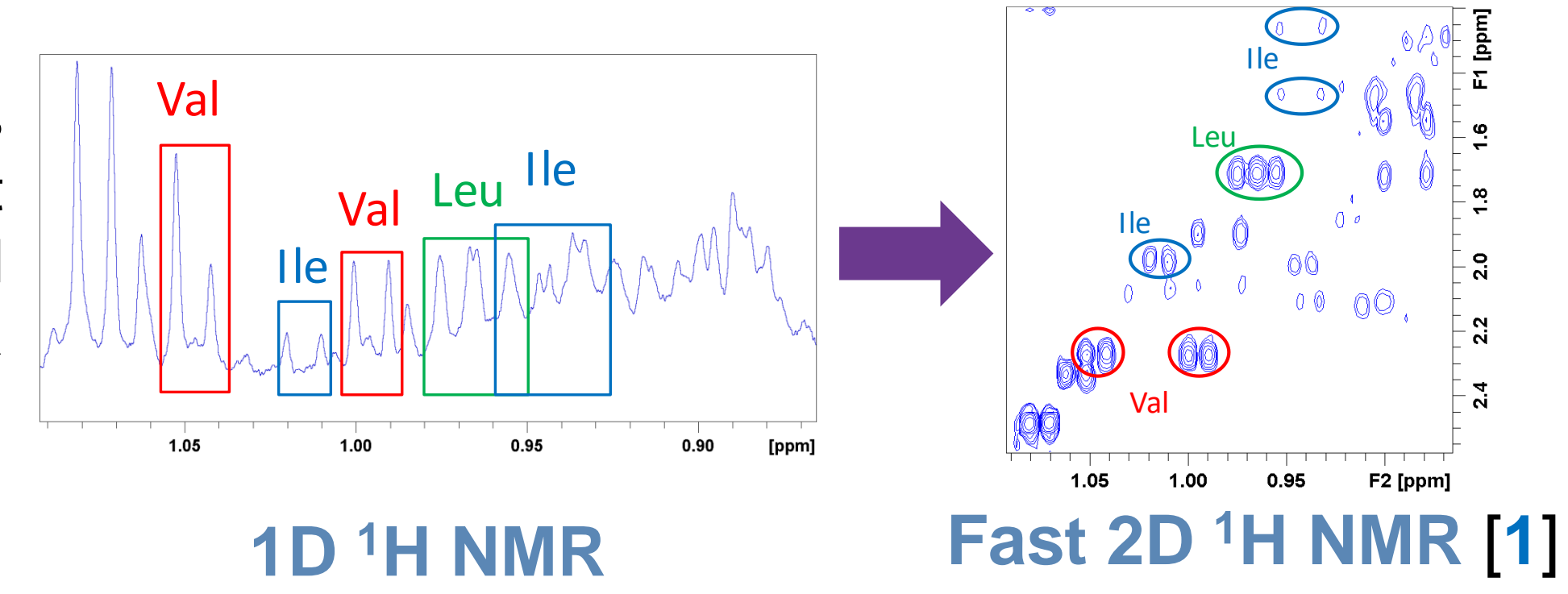


Jérémy Marchand¹, Edern Cahoreau², Cécile Canlet³, Grégory Da Costa⁴, Catherine Deborde⁵, Jonathan Farjon¹, Roselyne Gautier³, Julien Guibert³, Marine Letertre¹, Marion Maravat², Estelle Martineau^{1,6}, Annick Moing⁷, Lydie Nadal-Desbarats⁸, Lindsay Peyriga², Tristan Richard⁴, Virginie Silvestre¹, Mounir Traïkia⁹, Patrick Giraudeau¹

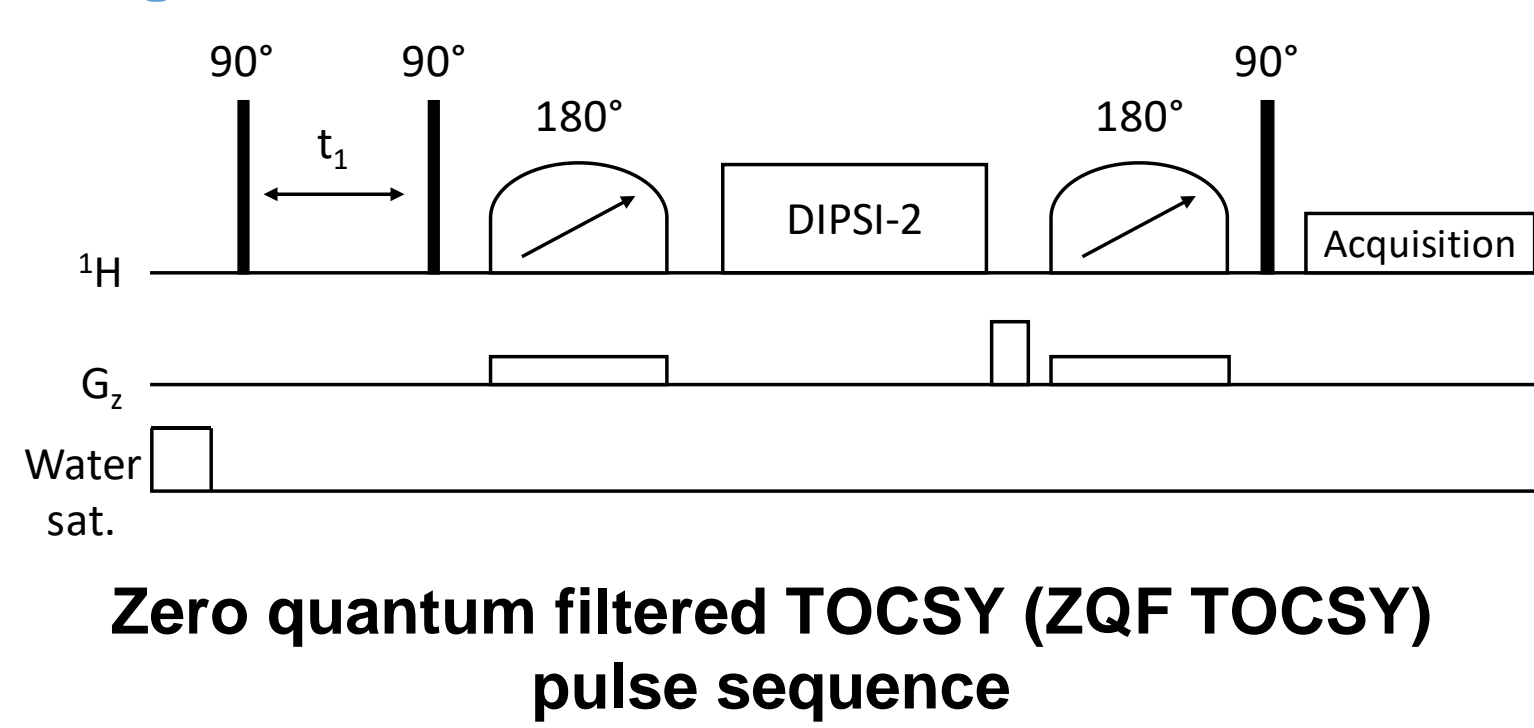
- 1: Nantes Université, CNRS, CEISAM, UMR 6230. MetaboHUB-Grand-Ouest
- 2: TBI, Université de Toulouse, CNRS, INRAE, INSA, MetaboHUB - MetaToul, National Infrastructure of Metabolomics and Fluxomics.
- 3: Toxalim (Research Centre in Food Toxicology), Toulouse University, INRAE UMR 1331, ENVT, INP-Purpan, UPS, MetaToul-AXIOM Platform, National Infrastructure of Metabolomics and Fluxomics: MetaboHUB, INRAE.
- 4: Univ. Bordeaux, Bordeaux INP, INRAE, OENO, UMR 1366, ISVV, Bordeaux Metabolome - MetaboHUB.
- 5: INRAE, UR1268 BIA, Centre INRAE Pays de Loire - Nantes, Nantes, F-44000, France.
- 6: CAPACITES SAS, 44200 Nantes, France.
- 7: INRAE, Univ. Bordeaux, Biologie du Fruit et Pathologie, UMR1332, Bordeaux Metabolome - MetaboHUB, Centre INRAE de Nouvelle-Aquitaine Bordeaux.
- 8: Université de Tours, INSERM, Imaging Brain & Neuropsychiatry iBrain U1253.
- 9: Université Clermont Auvergne, Clermont Auvergne INP, CNRS, Institut de Chimie de Clermont-Ferrand. Université Clermont Auvergne, INRAE, UNH, Plateforme d'Exploration du Métabolisme, MetaboHUB Clermont

Context

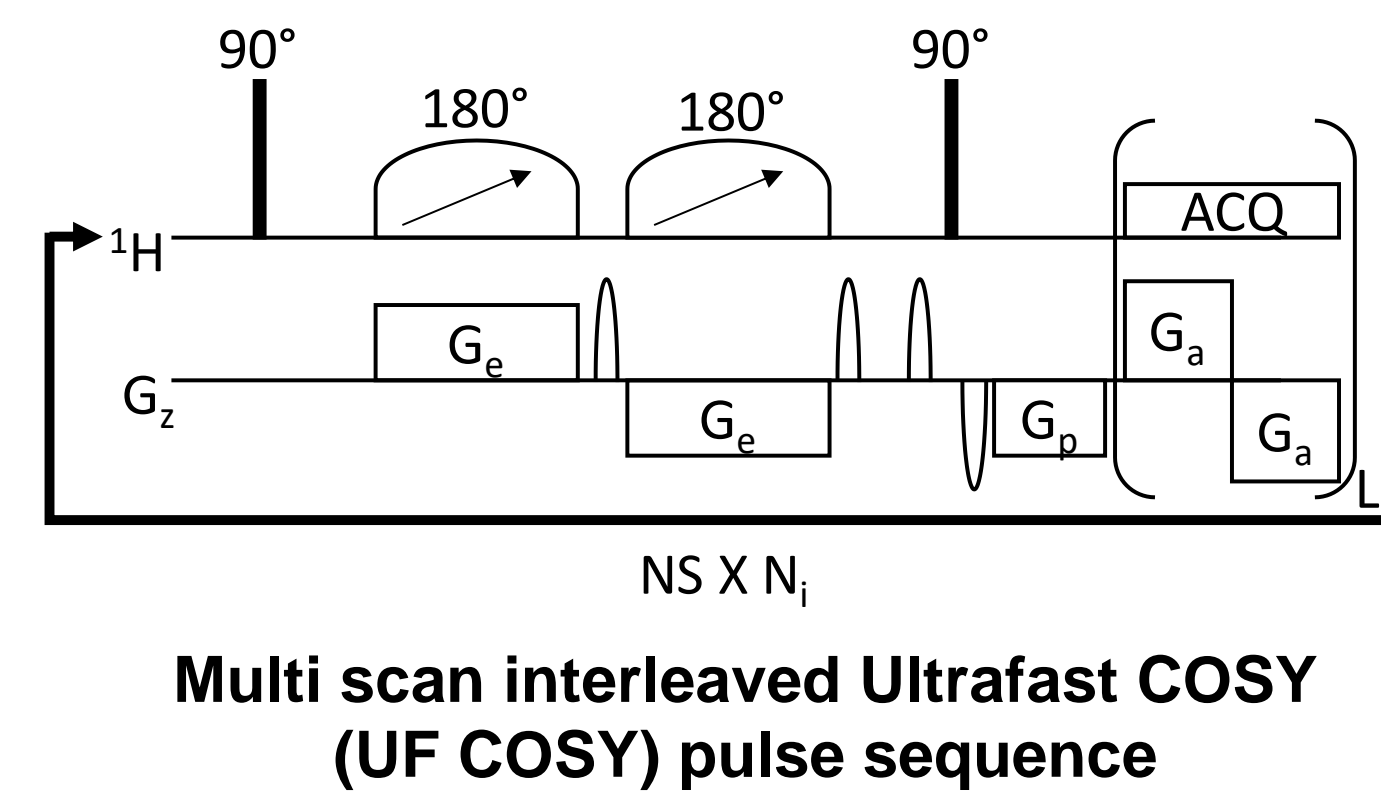
NMR-based metabolomic studies are mostly performed with well-established protocols based on proton 1D liquid-state NMR. However, conventional 1D ¹H NMR is hampered by overlapping signals which are typically encountered in biological samples (biofluids or extracts), thus impairing the identification of biomarkers. As depicted on the figure below, it has been shown that advanced fast and quantitative 2D NMR methods can overcome this issue while staying compatible with high-throughput and quantitative needs of metabolomics [1, 2, 3]. Hence, two fast NMR methods, involving Non-Uniform Sampling and ultrafast NMR were optimized and implemented across seven NMR metabolomic platforms, all involved in the MetaboHUB infrastructure.



Optimizations

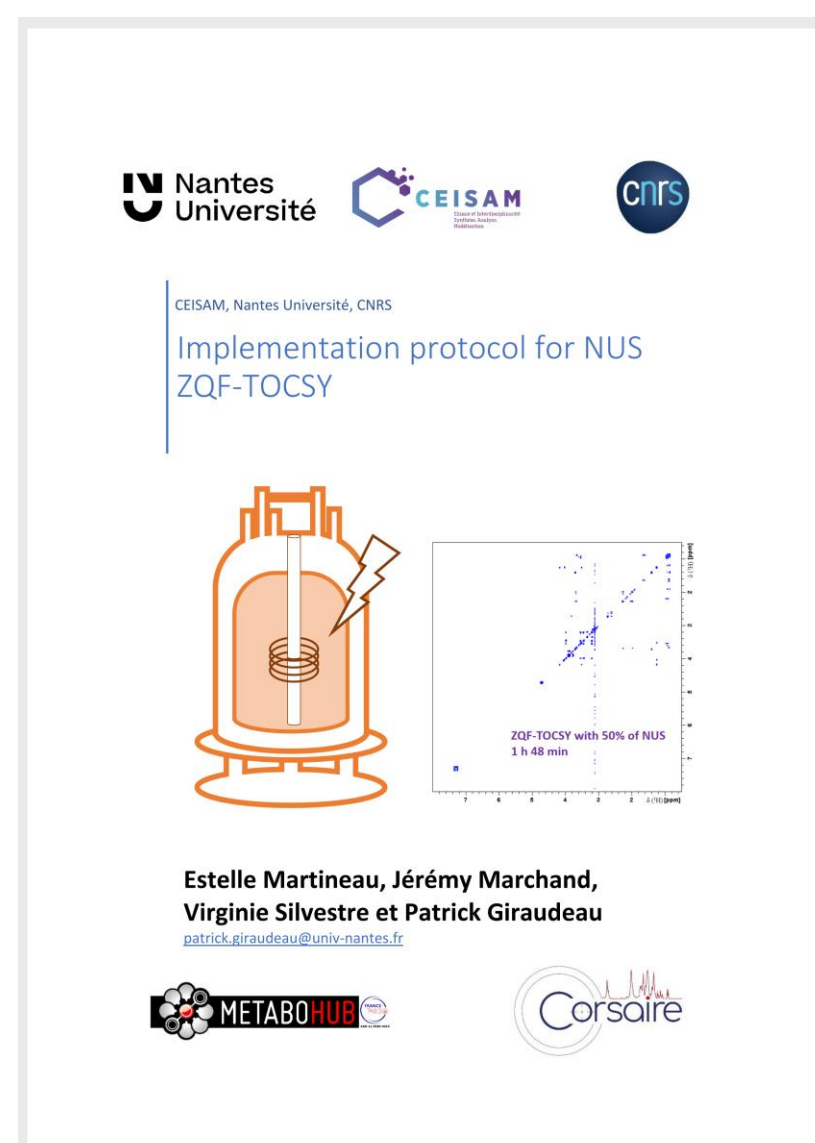
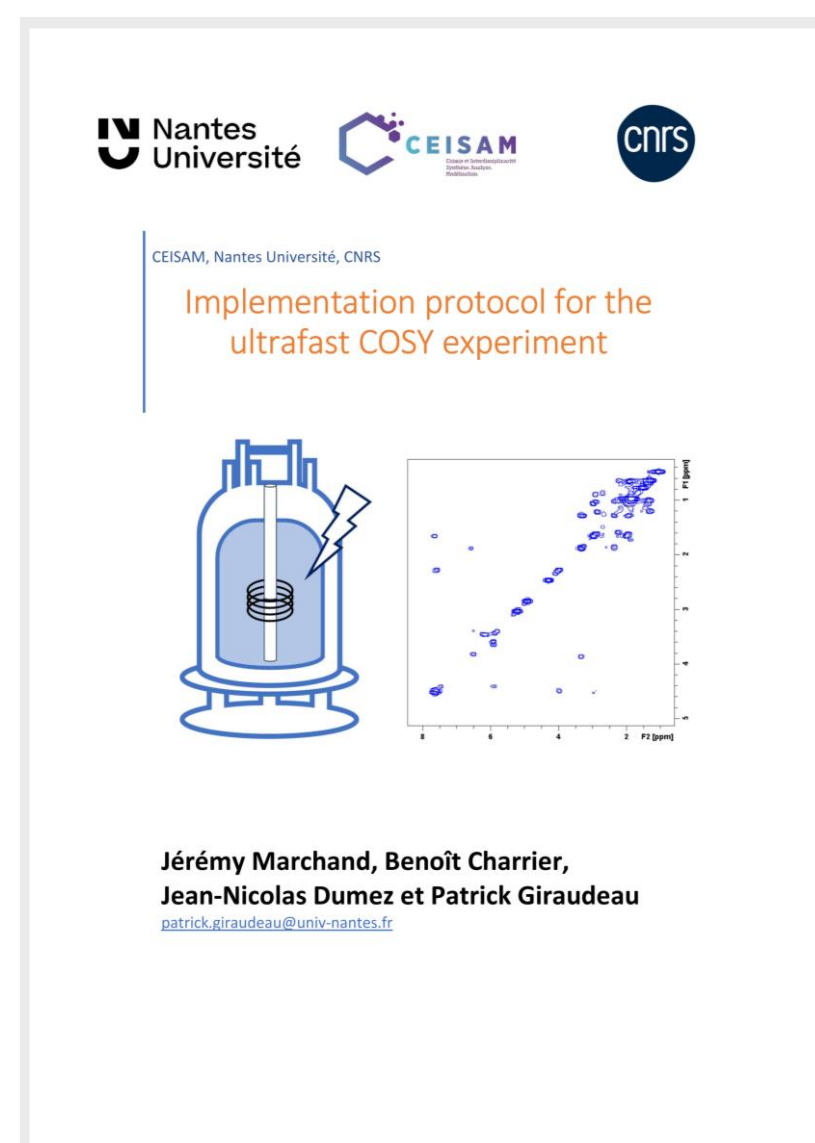


- Calibration of the adiabatic pulses
- Calibration of the gradient for zero quantum suppression [4]
- Non Uniform Sampling (NUS) optimization
- Processing optimization



- Calibration of the gradients and chirp pulses for spatial encoding
- Optimization of the interleaved scans
- Optimization of spectral width
- Optimization of the spectral window
- Optimization of apodization

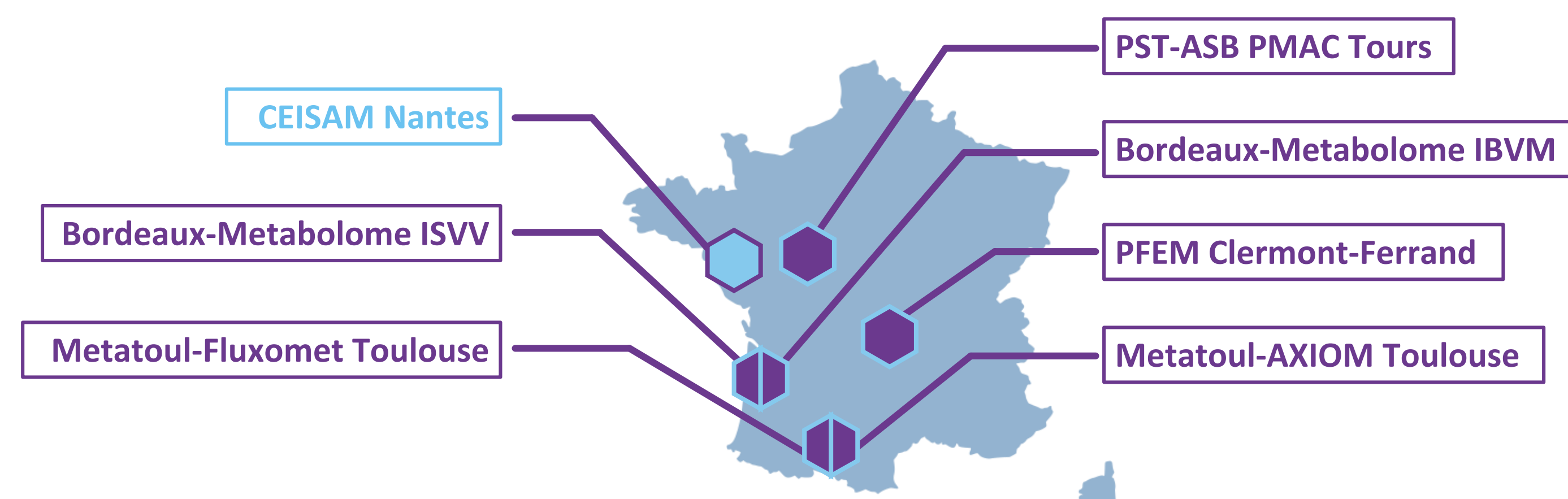
Protocols and Implementation



Full protocols for implementation of Fast 2D ¹H NMR methods available here :



The NMR groups within MetaboHUB :

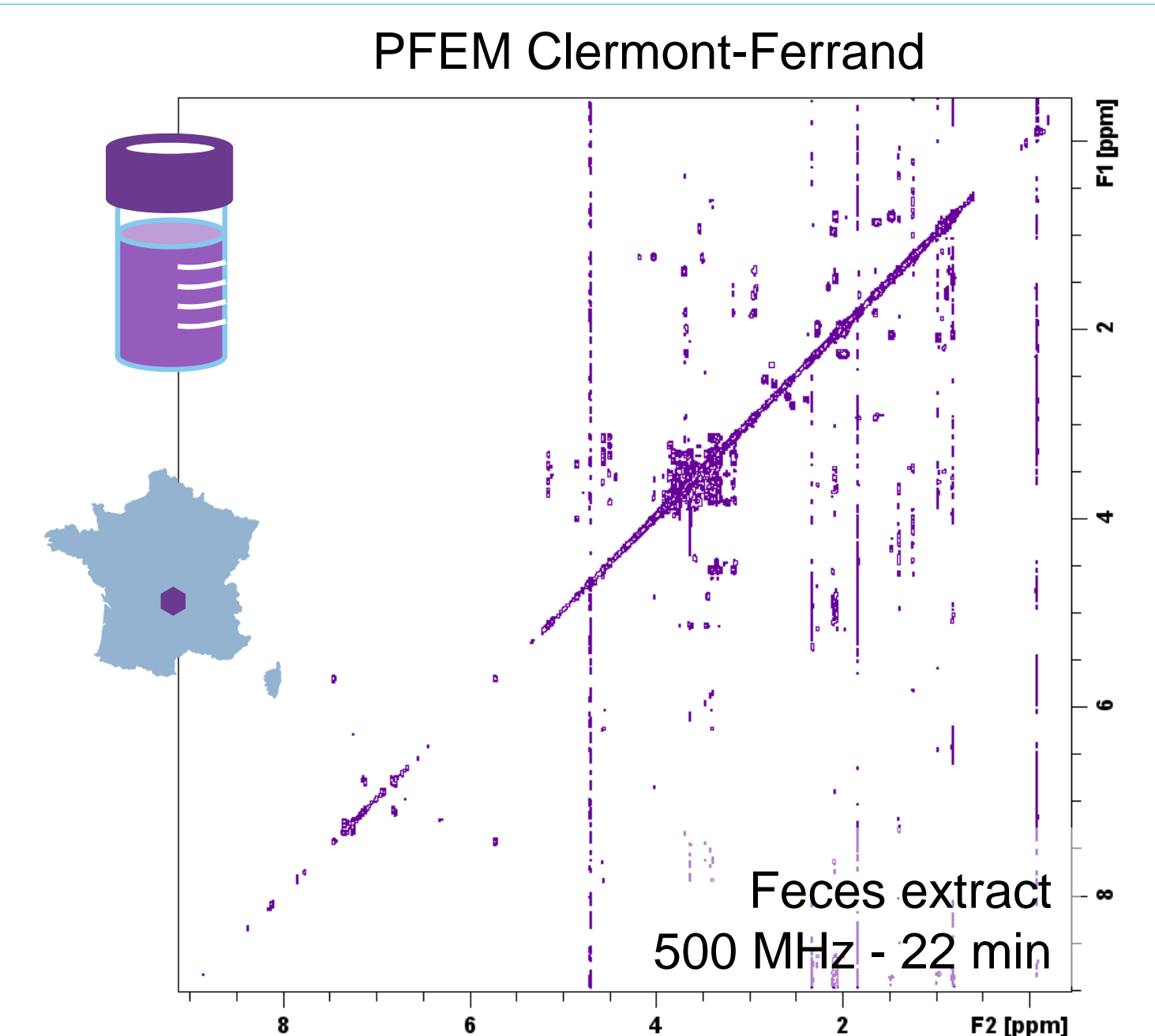
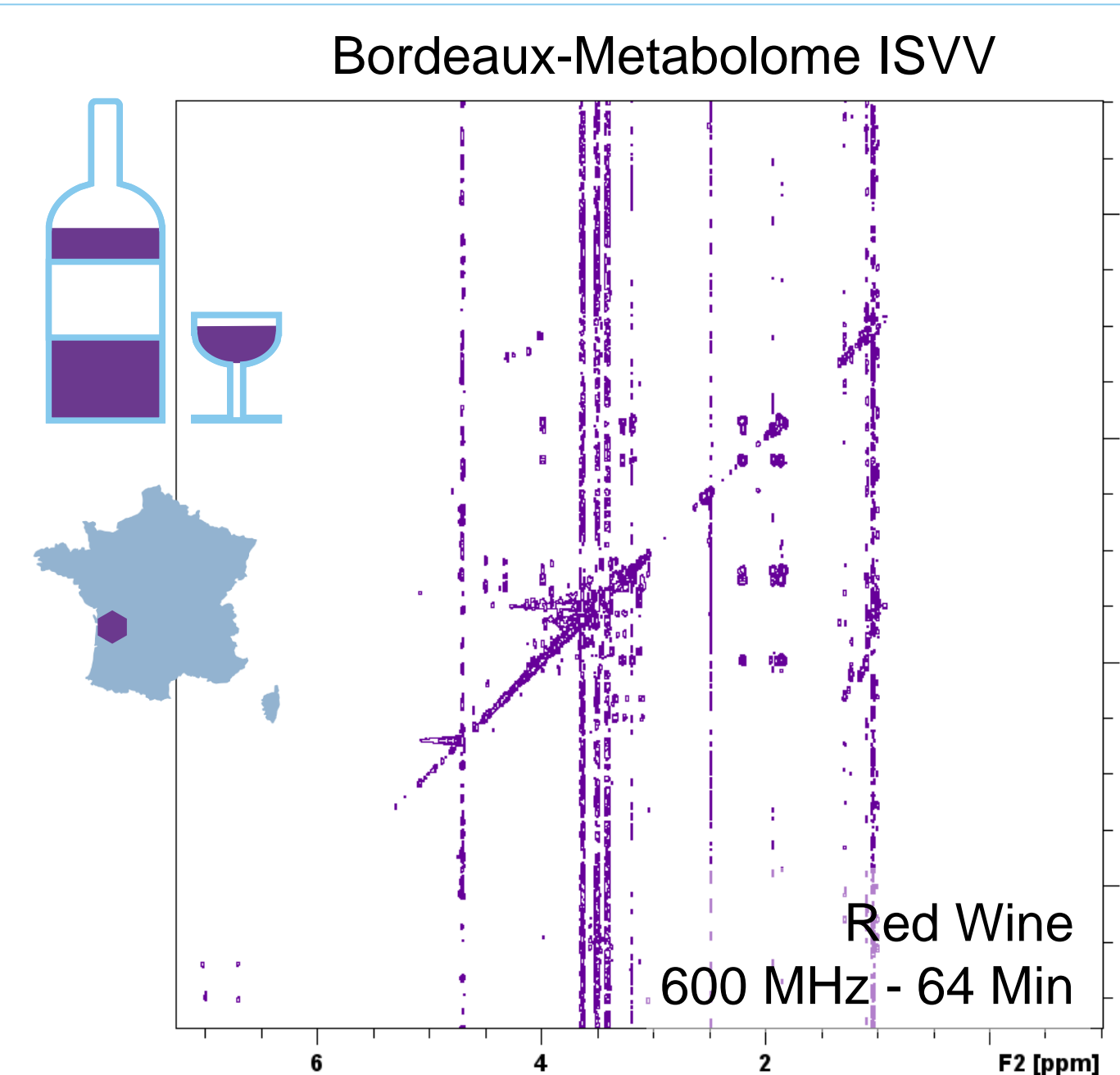
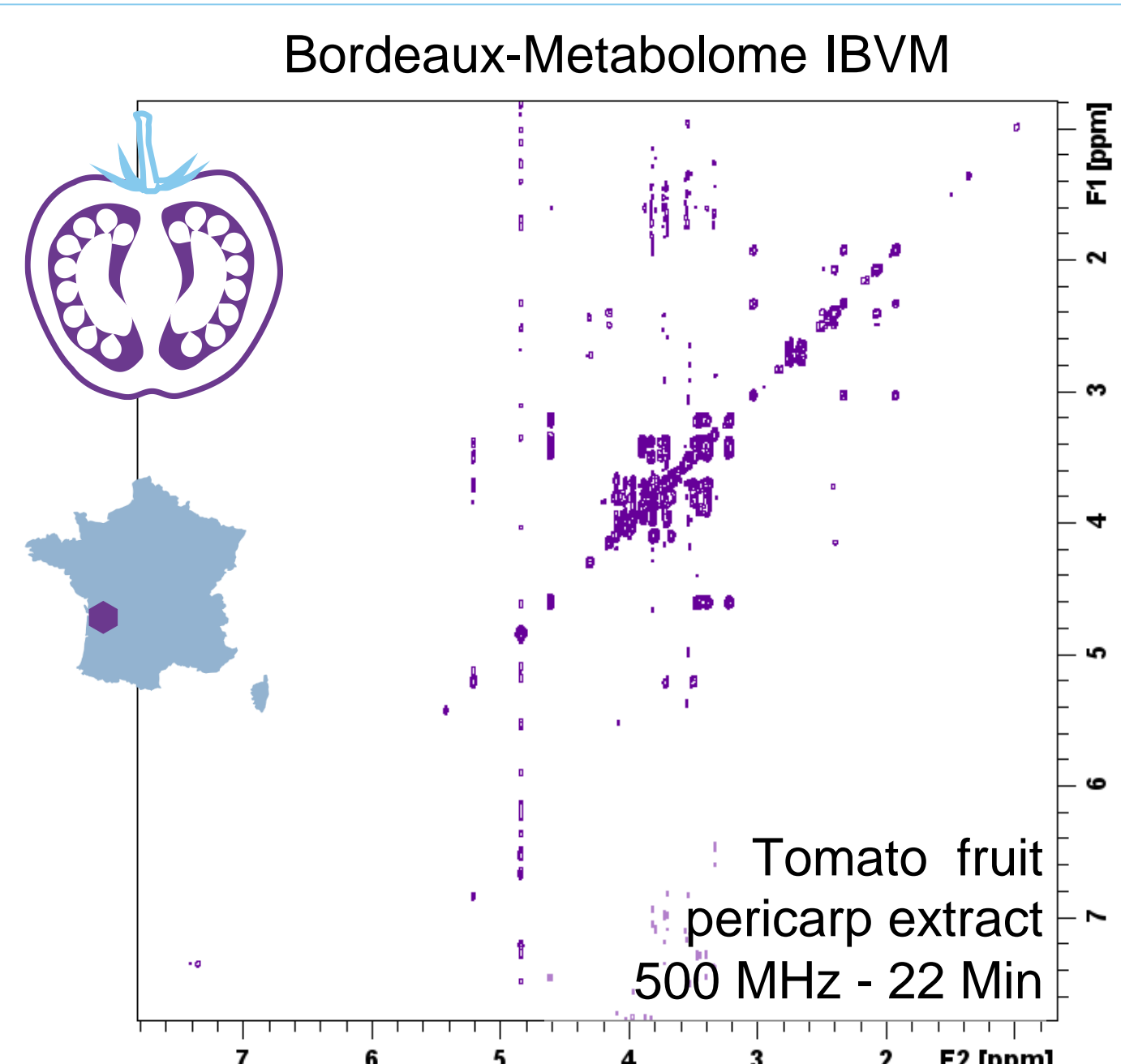


The two fast 2D NMR methods were optimized in Nantes and then implemented on site in the other six NMR facilities within MetaboHUB, in an harmonized way.

Applications

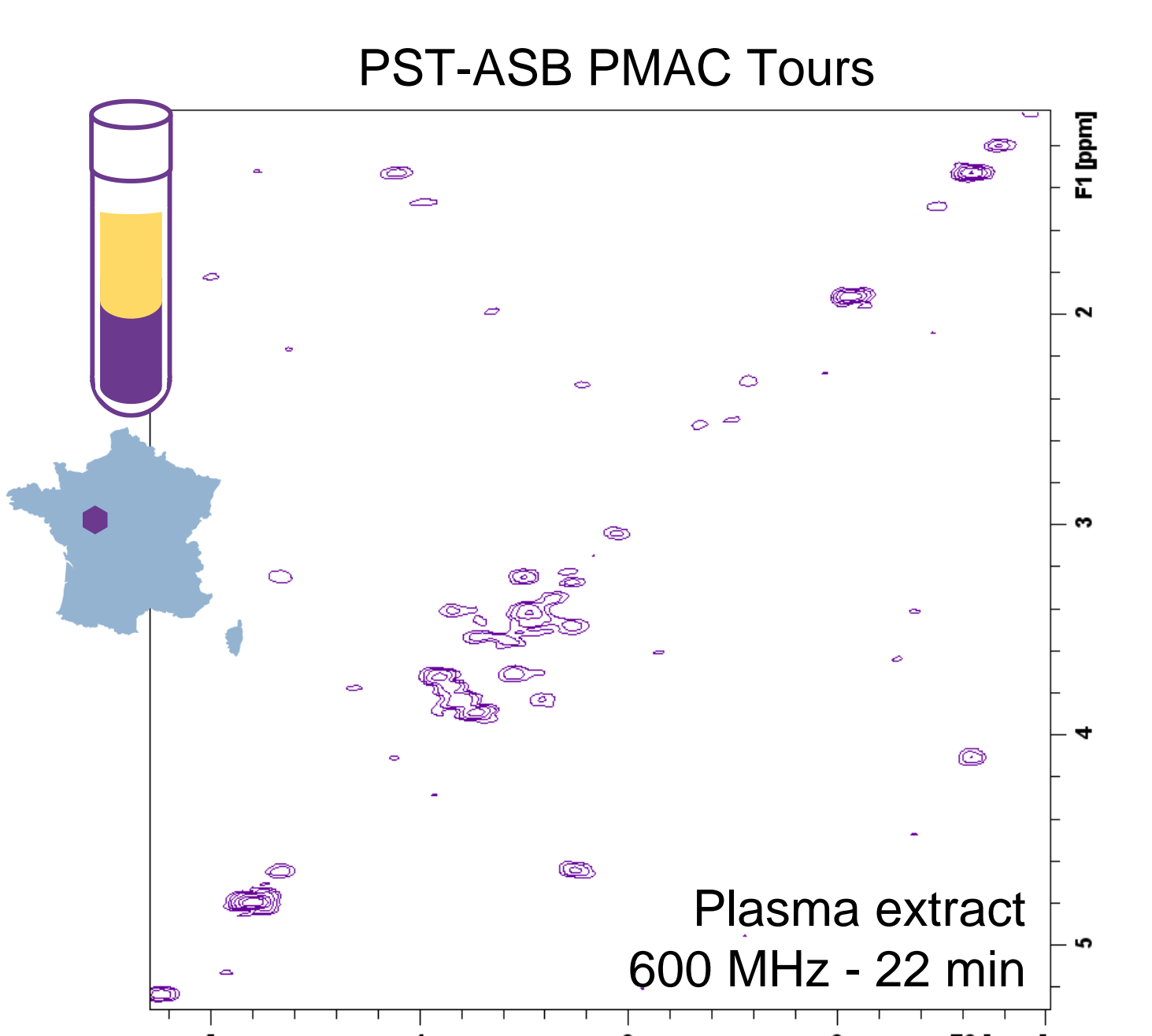
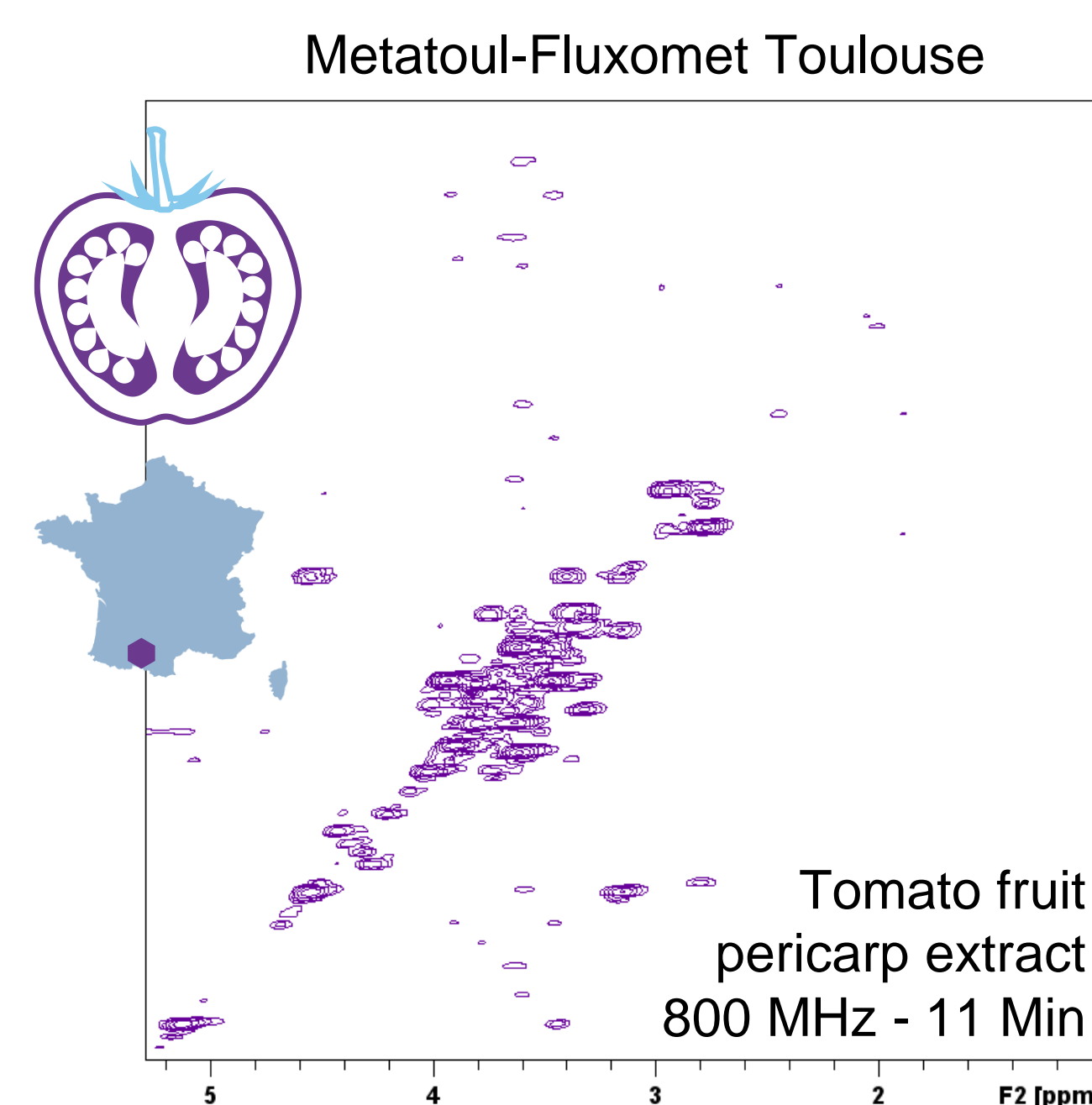
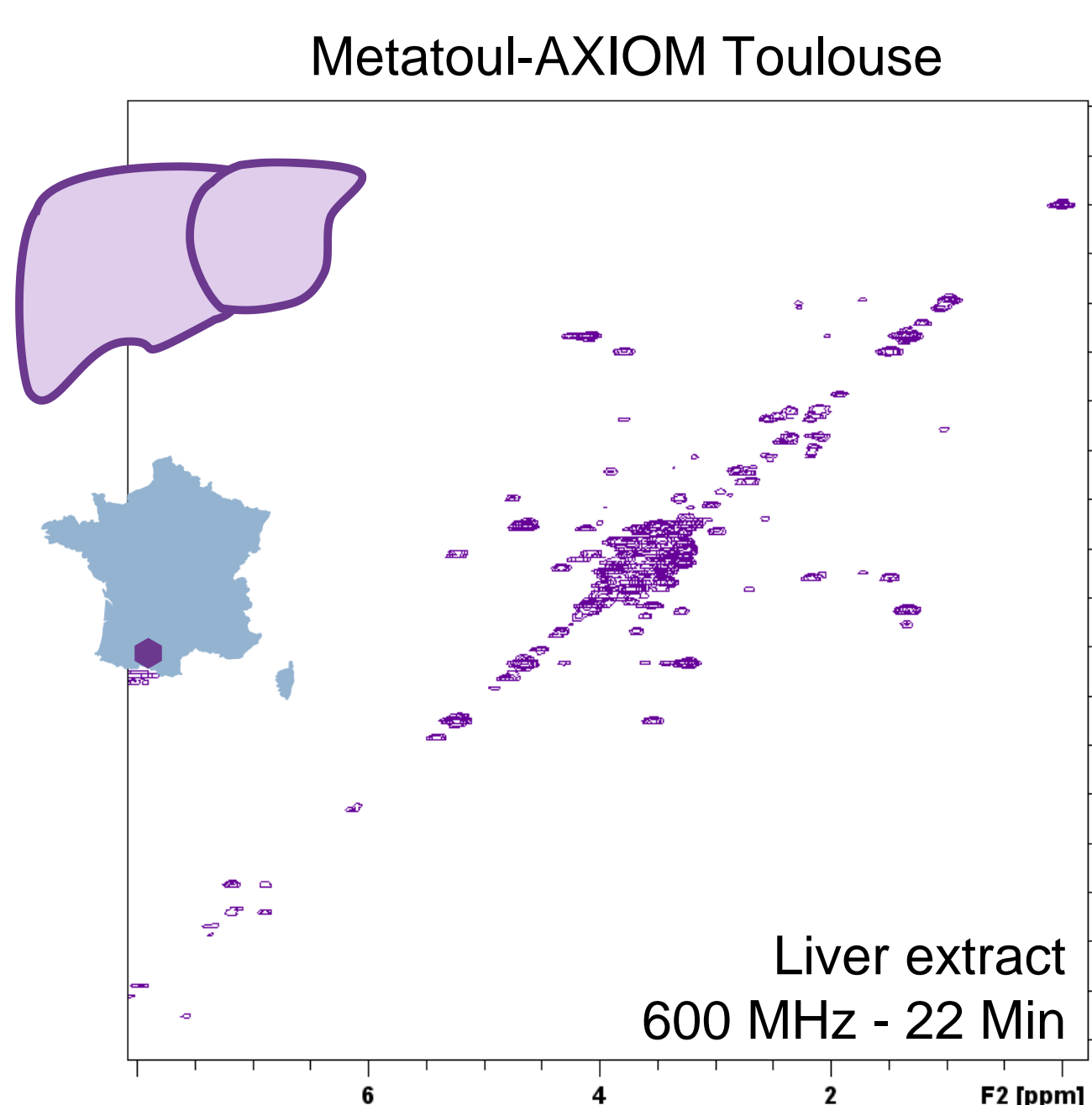
ZQF TOCSY with Non Uniform Sampling Acquisition [4]

After implementation, the ZQF TOCSY has been applied to a variety of new matrices, each one being specific to a research question of interest of each involved group. All spectra were recorded with 50% NUS



Ultrafast COSY [5]

In a similar fashion, UF COSY has been applied to a variety of new applications, giving access to high-throughput 2D NMR metabolomic datasets.



Towards interlaboratory studies

The implementation of innovative and fast 2D ¹H NMR methods in an harmonized way also gives new perspectives for collaborative projects. Following a previous study involving 1D ¹H NMR and associated processing workflows [6], these tools pave the way towards the first interlaboratory study involving fast 2D NMR metabolomic data.

1. J. Marchand, E. Martineau, Y. Guitton, G. Dervilly-Pinel, P. Giraudeau (2017). *Curr. Opin. Biotechnol.*, **43**, 49-55.

2. J. Marchand, E. Martineau, Y. Guitton, B. Le Bizec, G. Dervilly-Pinel, P. Giraudeau (2018). *Metabolomics*, **14**, 60

3. C. Lhoste, B. Lorandiel, C. Praud, A. Marchand, R. Mishra, A. Dey, A. Bernard, J.-N. Dumez, P. Giraudeau. (2022). *Prog. Nucl. Magn. Reson. Spectrosc.*, **130-131**, 1-46

4. M. J. Thrippleton, J. Keeler (2003). *Angew. Chem. Int. Ed.*, **42**, 3938-3941

5. L. Frydman, T. Scherf, A. Lupulescu (2002). *Prod. Natl. Acad. Sci. USA*, **99**, 15858-15862.

6. C. Canlet, C. Deborde, E. Cahoreau, G. Da Costa, R. Gauthier, D. Jacob, C. Jousse, M. Lacaze, I. Le Mao, E. Martineau, L. Peyriga, T. Richard, V. Silvestre, M. Traïkia, A. Moing, P. Giraudeau (2023). *Metabolomics*, **19**, 65