



**HAL**  
open science

## Trigonal-Bipyramidal Pt(0) and Pd(0) Anions

Hajime Kameo, Tokoro Miyazaki, Yoshihiro Shimoyama, Ayaka Asada,  
Daisuke Izumi, Hiroyuki Matsuzaka, Didier Bourissou

► **To cite this version:**

Hajime Kameo, Tokoro Miyazaki, Yoshihiro Shimoyama, Ayaka Asada, Daisuke Izumi, et al..  
Trigonal-Bipyramidal Pt(0) and Pd(0) Anions. *Inorganic Chemistry*, 2024, 63 (29), pp.13186-13190.  
10.1021/acs.inorgchem.4c01884 . hal-04801353

**HAL Id: hal-04801353**

**<https://hal.science/hal-04801353v1>**

Submitted on 25 Nov 2024

**HAL** is a multi-disciplinary open access archive for the deposit and dissemination of scientific research documents, whether they are published or not. The documents may come from teaching and research institutions in France or abroad, or from public or private research centers.

L'archive ouverte pluridisciplinaire **HAL**, est destinée au dépôt et à la diffusion de documents scientifiques de niveau recherche, publiés ou non, émanant des établissements d'enseignement et de recherche français ou étrangers, des laboratoires publics ou privés.

# Trigonal Bipyramidal Pt(0) and Pd(0) Anions

Hajime Kameo,<sup>\*,†</sup> Tokoro Miyazaki,<sup>†</sup> Yoshihiro Shimoyama,<sup>‡</sup> Ayaka Asada,<sup>†</sup> Daisuke Izumi,<sup>†</sup> Hiroyuki Matsuzaka,<sup>†</sup> and Didier Bourissou<sup>\*,§</sup>

<sup>†</sup> Department of Chemistry, Graduate School of Science, Osaka Metropolitan University, Osaka 558-8585, Japan.

<sup>‡</sup> Interdisciplinary Research Center for Catalytic Chemistry (IRC3), National Institute of Advanced Industrial Science and Technology (AIST) Tsukuba, Ibaraki, 305-8565 Japan.

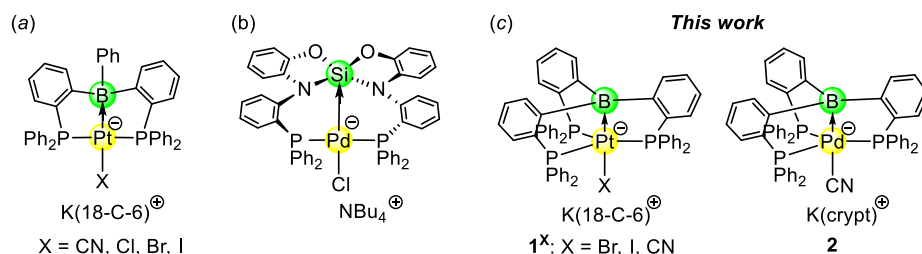
<sup>§</sup> CNRS/Université Toulouse III - Paul Sabatier, Laboratoire Hétérochimie Fondamentale et Appliquée, LHFA UMR 5069, 118 Route de Narbonne, 31062 Toulouse Cedex 09 France.

email : [didier.bourissou@univ-tlse3.fr](mailto:didier.bourissou@univ-tlse3.fr)

## Abstract:

Anionic Pt(0) and Pd(0) complexes with unprecedented trigonal bipyramidal geometry have been prepared and thoroughly characterized by experimental and computational means. Coordination of a  $\sigma$ -acceptor borane moiety supported by three phosphine buttresses enhances the electrophilicity of M(0) and triggers the binding of soft anions (X = Br, I, CN).

Anionic  $[L_nM(0)X]^-$  complexes of the group 10 metals are considered as key species in various cross-coupling reactions.<sup>1</sup> Such ate complexes are however extremely challenging to study experimentally and only a few species have been isolated and unambiguously authenticated so far.<sup>2,3</sup> In this area, the use of ambiphilic ligands<sup>4</sup> has recently emerged as a powerful strategy for stabilizing such electron-rich complexes, the coordination of the  $\sigma$ -acceptor Z-type moiety enabling to withdraw electron-density from the metal.<sup>3</sup> Accordingly, we have recently leveraged a diphosphine-borane ligand to prepare and structurally characterize the first tetracoordinate anionic Pt(0) complexes ( $^{Ph}DPB$ )PtX<sup>-</sup> (Figure 1a).<sup>3c</sup> Soon after, Greb and co-workers extended the approach to a related Pd(0) complex using a bis(amidophenolato)silane as Z-type ligand (Figure 1b).<sup>3f</sup>

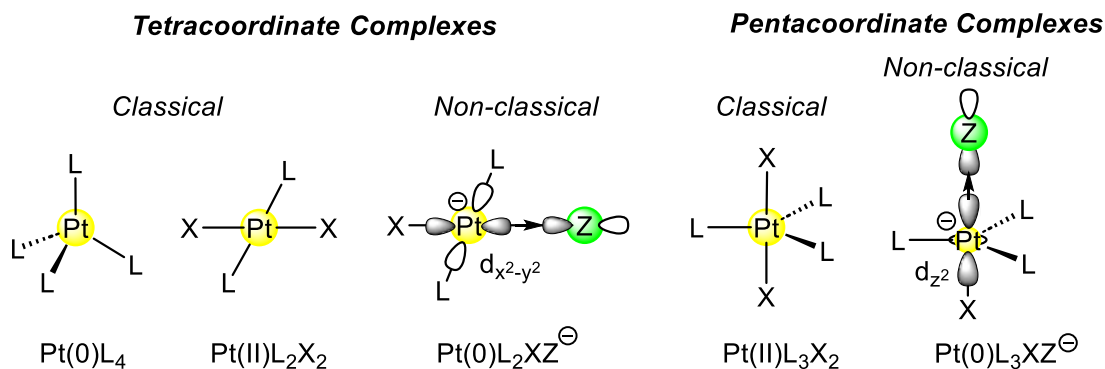


**Figure 1.** Isolable square-planar Pt(0) (a) / Pd(0) (b) anions and trigonal bipyramidal Pd(0) / Pt(0) anions (c).

Of note, these anionic tetracoordinate Pt(0) and Pd(0) complexes were found to adopt square-planar geometry contrasting with the nominal tetrahedral geometry of  $M(0)L_4$  complexes and square-planar geometry of  $M(II)L_2X_2$  complexes (Figure 2). Bonding analyses suggest that the non-classical square-planar geometry of the anionic  $[M(0)L_2ZX]^-$  complexes results from the stabilization of an in-plane occupied  $d_{x^2-y^2}$  orbital via  $M \rightarrow Z$  (Z = B, Si) dative interaction.

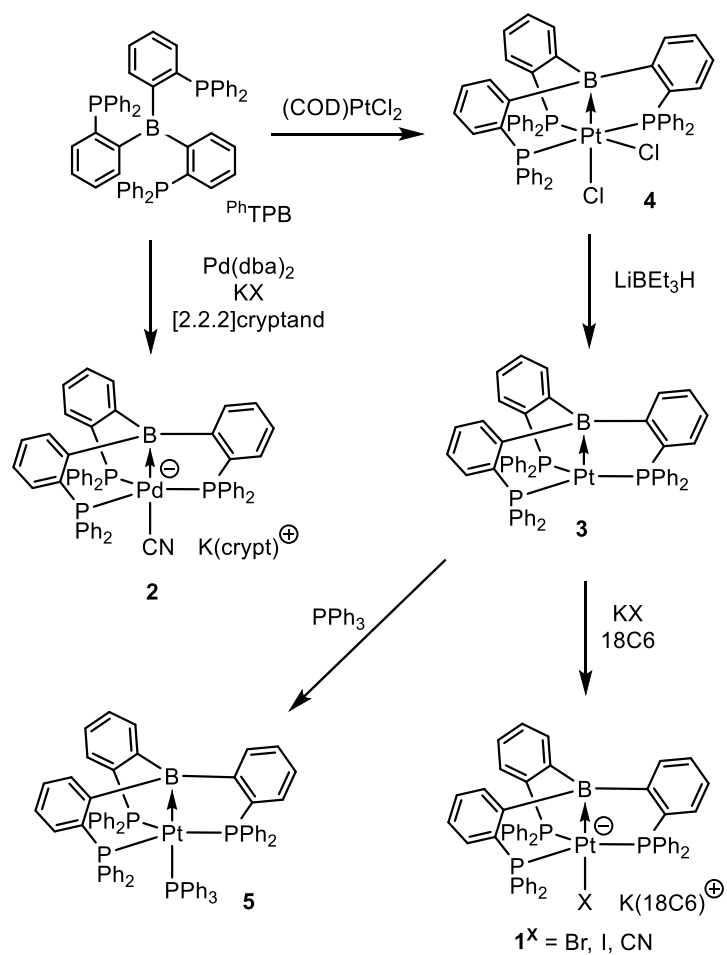
With the aim to further expand the variety of anionic Pt(0) and Pd(0) complexes, we became interested in pentacoordinate species deriving from triphosphine-boranes. Such tetradentate ligands <sup>R</sup>TPB (R = *i*-Pr, Ph) have proved versatile and powerful towards group 8-11 metals.<sup>4,5</sup> The ensuing cage complexes have been extensively studied, mainly neutral and cationic species, scarcely anionic M(0) ones.<sup>6</sup>

Here we report the synthesis and structural characterization of anionic Pt(0) and Pd(0) complexes **1**<sup>X</sup> and **2** (Figure 1c). The Z-type borane moiety enhances the electrophilicity of the metal center *via* M→B dative interaction and triggers the binding of soft anions to the metal. The [M(0)L<sub>3</sub>ZX]<sup>-</sup> complexes adopt trigonal bipyramidal (TBP) structures. This geometry is typical for pentacoordinate Pt(II) and Pd(II) complexes, but very rare for Pt(0) and Pd(0), and it has only been observed in neutral species.<sup>7</sup> Hill and co-workers reported the first example in 2004 upon reaction of a trispyrazolyl borate with Pt.<sup>7a</sup>

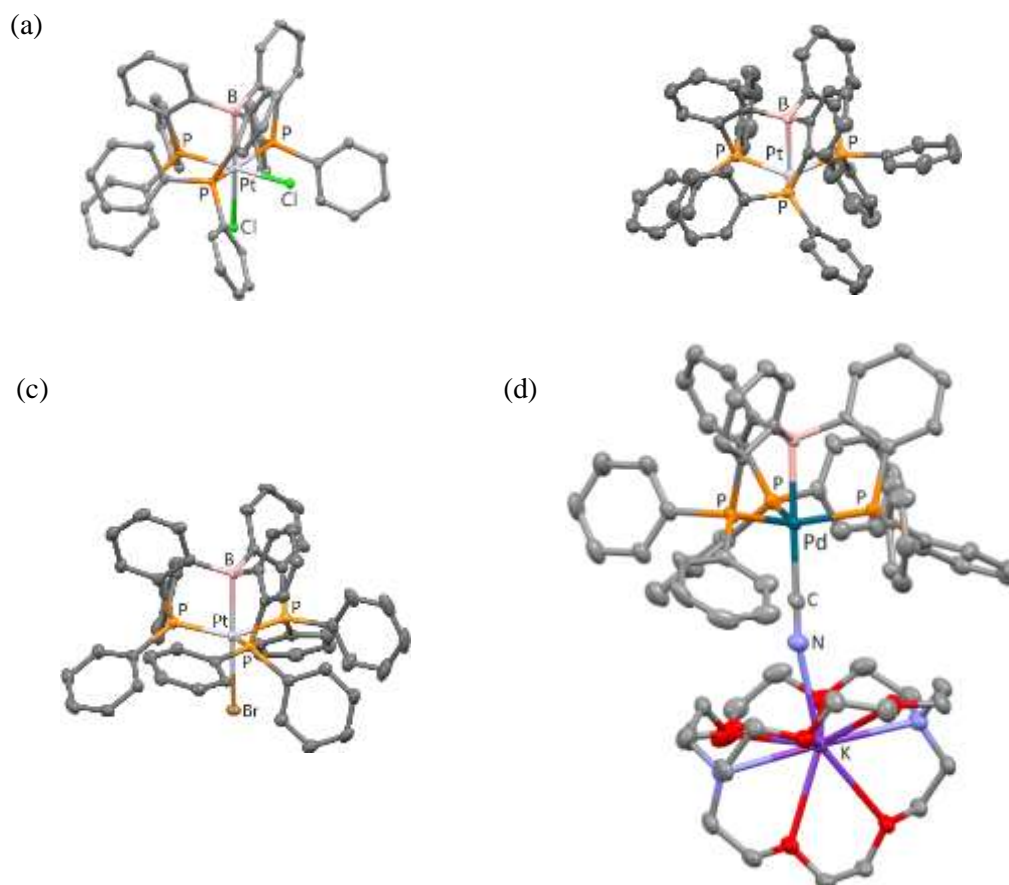


**Figure 2.** Classical / non-classical geometries for Pt(0) and Pt(II) complexes.

As triphosphine-borane, we chose the <sup>Ph</sup>TPB ligand<sup>4,5</sup> whose phosphine arms are moderately  $\sigma$ -donating and sterically encumbering. Access to the targeted anionic Pt(0) complexes was envisioned by coordinating anions to the neutral precursor [(<sup>Ph</sup>TPB)Pt] (**3**). The dichloro Pt(II) complex [(DPB)PtCl<sub>2</sub>] (**4**) was first synthesized by reacting <sup>Ph</sup>TPB with (COD)PtCl<sub>2</sub> (Scheme 1).<sup>8</sup> X-ray diffraction (XRD) analysis confirmed the structure of **4** (Figure 3a) with octahedral geometry, short Pt–B distance [2.270(3) Å, comparable to the sum of the covalent radii 2.20 Å]<sup>9</sup> and noticeably elongated Pt–Cl bond *trans* to the borane ligand [2.6820(7) Å *versus* 2.3829(7) Å for the other Pt–Cl bond].<sup>4,10</sup> The desired 16-electron Pt(0) complex **3** was then obtained by reduction of **4** with Li[BET<sub>3</sub>H]. It adopts trigonal pyramidal geometry (Figure 3b) with the borane moiety in apical position, and slightly shorter Pt–B distance (2.252(5) Å) than **4**.<sup>8</sup> It is worth nothing that DFT calculations suggest the presence of an accessible coordination site at Pt. The LUMO of **3** is mainly distributed over Pt *trans* to the borane ligand with significant 6p-orbital contribution<sup>11</sup> (Figure S8). It is lowered in energy by 0.75 eV when compared to that of the related boron-free trigonal Pt(0) complex Pt(PPh<sub>3</sub>)<sub>3</sub> and by 0.19 eV with respect to [(<sup>Ph</sup>TPB)Pt].<sup>8</sup> Consistently, some previous works have shown that the coordination of Lewis acids to low-valent metals may promote the *trans*-binding of L-type ligands.<sup>12</sup>



**Scheme 1.** Synthesis of the triphosphine-borane Pt and Pd complexes **1<sup>X</sup>**-**5**. See Figure S15 for pictures showing the colors of solutions of complexes **1<sup>X</sup>**-**5**.<sup>8</sup>



**Figure 3.** Molecular structures of the Pt and Pd complexes **4** (a), **3** (b), **1<sup>Br</sup>**. (c) and **2** (d). Thermal ellipsoids are shown at 40% probability. For clarity, the [K(18-C-6)]<sup>+</sup> cation and hydrogen atoms are omitted.

**Table 1.** Key geometric data for the triphosphine-borane Pt and Pd complexes **1<sup>X</sup>**-**5** (bond lengths in Å, bond angles in °).

Complex	M–B	M–X	B–M–X	∑(PMP)
<b>4</b>	2.270(3)	2.3829(7) 2.6820(7)	92.92(9) 168.36(9)	353.24(5)
<b>3</b>	2.252(5)	–	–	355.42(6)
<b>1<sup>Br</sup></b>	2.257(4)	2.7037(4)	177.39(11)	356.16(5)
<b>1<sup>I</sup></b>	2.243(5)	2.8565(4)	176.85(14)	355.04(7)
<b>1<sup>CN</sup></b>	2.297(3)	2.101(3)	178.75(10)	351.19(4)
<b>5</b>	2.334(11)	2.422(3)	176.2(3)	348.21(11)
<b>2</b>	2.301(6)	2.123(6)	176.5(2)	351.74(9)

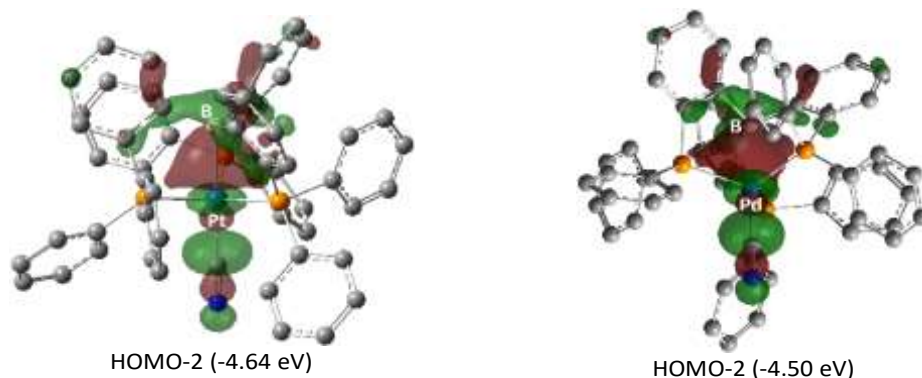
The accessibility of the vacant site at Pt was confirmed by reacting **3** with PPh<sub>3</sub>, affording the corresponding PPh<sub>3</sub> complex **5** (the XRD structure is shown in Figure S7).<sup>8</sup> Then, the synthesis of the corresponding chloro platinate complex was attempted by treating **3** with KCl in the presence of 18-crown-6 or [2.2.2]cryptand as for the corresponding diphosphine-borane Pt complex. However, no reaction occurred at ambient temperature and heating led to an intractable mixture.<sup>13</sup> This is contrast with the previous observation that [(<sup>Ph</sup>DPB)Pt] readily reacted with KCl under similar conditions to afford the anionic Pt(0) complex [(<sup>Ph</sup>DPB)PtCl][K(18-crown-6)].<sup>3e</sup> Thus, a third phosphine buttress to Pt prevents Cl<sup>−</sup> binding, which is probably due to the metal center being more electron-rich and sterically hindered in **3** than in [(<sup>Ph</sup>DPB)Pt].<sup>3e</sup> Next, the addition of softer Br<sup>−</sup> was investigated by employing KBr instead of KCl. Gratifyingly, the anionic bromo complex **1<sup>Br</sup>** was thereby obtained. However, Pt–Br binding proved labile. Complex **1<sup>Br</sup>** gradually decomposed in the absence of KBr and 18-crown-6 to afford an intractable

mixture including some neutral complex **3**. Fortunately, single crystals suitable for XRD analysis (Figure 3c) could nevertheless be obtained by slow diffusion of *n*-hexane into a THF solution of **3**, KBr and 18-crown-6.<sup>8</sup> Accordingly, complex **1<sup>Br</sup>** adopts trigonal bipyramidal geometry with the B and Br atoms in apical positions (Br–Pt–B 177.39(11)°), and the three P atoms in the equatorial plane ( $\sum(\text{PPtP}) = 356.16(5)^\circ$ ). The iodo analogue **1<sup>I</sup>** was then prepared similarly. It proved much more stable, no sign of decomposition being observed over a week in acetone solution in this case.<sup>14</sup> The nature of the halide has thus a strong impact. The softer it is, the more accessible and stable is the anionic  $[\text{Ph}(\text{TPB})\text{PtX}]^-$  complex.<sup>15</sup> To complete the series, another soft anion, CN<sup>-</sup>, was employed. The corresponding anionic cyanide complex **1<sup>CN</sup>** was obtained by reacting **3** with KCN in the presence of 18-crown-6. It proved also stable and could be isolated in pure form.<sup>16</sup> The molecular structures of **1<sup>I</sup>** and **1<sup>CN</sup>** were confirmed by XRD analyses (Figures S1-2).<sup>8</sup> The CN ligand in **1<sup>CN</sup>** is coordinated to the K atom. Its IR stretching (2100 cm<sup>-1</sup>) is comparable to that of  $[(\text{DPB})\text{Pt}(\text{CN})]^-$  (2089-2091 cm<sup>-1</sup>)<sup>3c</sup> whose X-ray diffraction analysis showed the absence of CN–K binding. Excepted the Pt–X bond length, no significant geometric difference was observed in the series **1<sup>Br</sup>**, **1<sup>I</sup>** and **1<sup>CN</sup>** (Table 1). In particular, the Pt–B distance varies very little with the X co-ligand (2.243-2.297 Å). The distances are also comparable to those of **3** (2.252(5) Å) and **4** (2.270(3) Å), suggesting that significant Pt→B interactions exist even in these neutral Pt systems. On the other hand, it is in all cases shorter than that found in the isoelectronic neutral Au(I) complex  $[(^i\text{PrTPB})\text{AuCl}]^{17}$  (2.318(8) Å) despite the same covalent radii of the two metals (1.36 Å).<sup>9</sup>

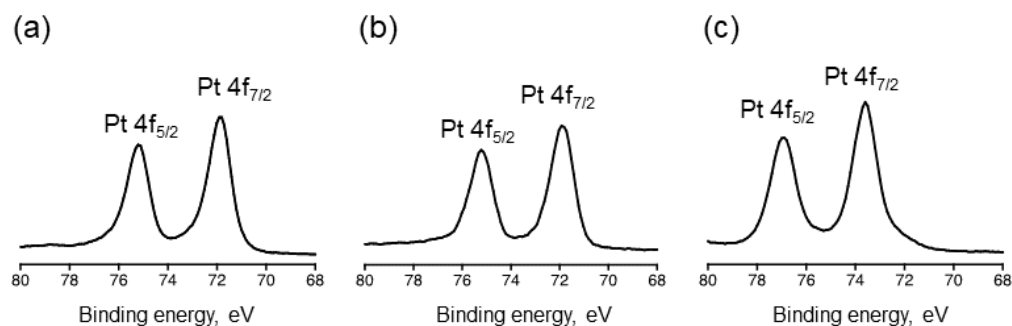
Of note, all the anionic complexes **1<sup>X</sup>** exhibit a well-resolved <sup>31</sup>P NMR signal at  $\delta \sim 30$  ppm with <sup>195</sup>Pt satellite peaks.<sup>8</sup> The corresponding <sup>1</sup>J<sub>Pt,P</sub> coupling constants (3666-3879 Hz) largely exceed those of referential Pt(II) complexes (2634.5 Hz for *trans*-(Ph<sub>3</sub>P)<sub>2</sub>PtCl<sub>2</sub><sup>18a</sup>). They actually fall in the lower range of those reported for neutral and anionic Pt(0) complexes (3829 Hz for Pt(PPh<sub>3</sub>)<sub>4</sub>, 4438 Hz for Pt(PPh<sub>3</sub>)<sub>3</sub>,<sup>18b</sup> 3874 Hz for  $[(\text{PCP})\text{Pt}][\text{Na}]$ , 4068-4296 Hz for  $[(\text{DPB})\text{Pt}(\text{X})][\text{K}(\text{18C6})]^{4e}$ ).

The preparation of a related anionic Pd(0) complex was then pursued. Attempts to access the neutral precursor  $[(^{\text{Ph}}\text{TPB})\text{Pd}]$  analogous to **3** failed. The slightly larger size of Pd *versus* Pt (covalent radii of 1.39 *versus* 1.36 Å)<sup>9</sup> may make kinetic stabilization by the Ph groups at P less effective. We thus turned to *in situ* reactions between <sup>Ph</sup>TPB, Pd(0) precursors and anions. Gratifyingly, complex **2**, the Pd analog of **1<sup>CN</sup>**, could be obtained thereby using Pd(dba)<sub>2</sub>, KCN and [2.2.2]cryptand. XRD analysis revealed close structural analogy between the two complexes (Fig. 3d).<sup>8</sup>

The bonding situation in complexes **1<sup>X</sup>** and **2** was then analysed to confirm they retain M(0) character despite the M→B interaction.<sup>5</sup> Assigning the electronic configuration of metals engaged in M→Z interactions is not trivial and it is often based on theoretical data. Intrinsic Bond Orbital (IBO) analyses showed the presence of five doubly-occupied d(M)-centered orbitals in all cases (Figures S10-13).<sup>8</sup> In molecular orbital analyses, the d(z<sup>2</sup>)-symmetry orbital shows in-phase combination with the 2p(z) orbital at boron, in line with M→B interaction (Figure 4). It is found as the HOMO–2 (**1<sup>Br</sup>**, **1<sup>CN</sup>**, and **2**) or HOMO–4 (**1<sup>I</sup>**). The corresponding Natural Localized Molecular Orbital (NLMO) is mainly centered on the metal (57-75%), while boron contributes to only 22-32 % (Table S8). The d<sup>10</sup> electronic configuration of the Pt complexes **1<sup>X</sup>** was further corroborated by X-ray photoelectron spectroscopy (XPS),<sup>8</sup> an experimental technique enabling direct analysis of the metal electronic structure. Accordingly, the bonding energy of the Pt 4f<sub>7/2</sub> orbital found for the anionic Pt complexes **1<sup>X</sup>** (71.5 eV for **1<sup>Br</sup>**, 71.3 eV for **1<sup>I</sup>**, 71.9 eV for **1<sup>CN</sup>**) was very similar to that of the neutral precursor  $[(\text{PhTPB})\text{Pt}]$  (**3**) (71.8 eV) and referential Pt(0) complexes (71.6 eV for Pt(PPh<sub>3</sub>)<sub>4</sub> and Pt(PPh<sub>3</sub>)<sub>3</sub>,<sup>19</sup> 71.5-71.7 eV for  $[(\text{DPB})\text{PtX}][\text{K}(\text{18-C-6})]^{4e}$ ). For comparison, a much higher value was found for the octahedral Pt(II) complex **4** (73.6 eV), in line with referential Pt(II) complexes (73.3 eV for *cis*-(Ph<sub>3</sub>P)<sub>2</sub>PtCl<sub>2</sub><sup>19a</sup> and 72.8 eV for (Et<sub>3</sub>P)<sub>2</sub>Pt(H)(Cl)<sup>19b</sup>).



**Figure 4.** Molecular orbitals accounting for the M→B interactions in the anionic Pt(0) complex **1<sup>CN</sup>** (a) and Pd(0) complex **2** (b).



**Figure 5.** XPS spectra: neutral and anionic Pt(0) complexes **3** (a) and **1<sup>CN</sup>** (b) as well as neutral Pt(II) complex **4** (c).

In conclusion, anionic Pt(0) and Pd(0) complexes adopting trigonal bipyramidal geometry were prepared and structurally authenticated for the first time. The neutral triphosphine-borane complex [(<sup>P<sup>h</sup></sup>TPB)Pt] (**3**) proved to be a prime precursor. The  $\sigma$  accepting properties of the apical borane ligand enhances the electrophilicity of the Pt(0) center. Direct binding of soft anions is possible and provides straightforward access to anionic Pt(0) complexes [Ph(TPB)PtX]<sup>-</sup> complex **1<sup>X</sup>** (X = Br, I, CN). The analogous anionic Pd(0) complex [(<sup>P<sup>h</sup></sup>TPB)Pd(CN)]<sup>-</sup> complex **2** was prepared by direct complexation of Pd(dba)<sub>2</sub> with the triphosphine-borane ligand <sup>P<sup>h</sup></sup>TPB ligand in the presence of KCN. The d<sup>10</sup> electronic configuration and M(0) oxidation state of the metal have been unequivocally ascertained by NMR spectroscopy, DFT calculations and XPS analyses. Future work will aim to apply further Z-type ligands to study low-valent metal complexes, in particular highly reduced species which may be stabilized thanks to M→Z interactions.

## Corresponding Authors

Hajime Kameo: Department of Chemistry, Graduate School of Science, Osaka Metropolitan University, Sumiyoshi-ku, Osaka 558-8585, Japan; orcid.org/0000-0002-6901-6372; Email: h.kameo@c.s.osakafu-u.ac.jp

Didier Bourissou: CNRS/Université Toulouse III – Paul Sabatier, Laboratoire Hétérochimie Fondamentale et Appliquée, LHFA UMR 5069, 31062 Toulouse, France; orcid.org/0000-0002-0249-1769; Email: didier.bourissou@univ-tlse3.fr

## ACKNOWLEDGMENT

This work was supported by JSPS KAKENHI Grant Numbers JP21H01953, JP21K18987, JP21K05088 from the Ministry of Education, Culture, Sports, Science and Technology (MEXT), Japan. The Centre National de la Recherche Scientifique (CNRS) and the Agence Nationale de la Recherche (ANR-22-CE07-0001) are acknowledged for financial support of this work. H.K. thanks the Université Paul Sabatier (UPS) for a visiting research professorship.

## REFERENCES

- (1) (a) Amatore, C.; Jutand, A. Anionic Pd(0) and Pd(II) Intermediates in Palladium-Catalyzed Heck and Cross-Coupling Reactions. *Acc. Chem. Res.* **2000**, *33*, 314-321. (b) Fagnou, K.; Lautens, M. Halide Effects in Transition Metal Catalysis. *Angew. Chem. Int. Ed.* **2002**, *41*, 26-47. (c) Espinet, P.; Echavarren, A. M. The Mechanisms of the Stille Reaction. *Angew. Chem. Int. Ed.* **2004**, *43*, 4704-4734. (d) de Vries, J. G. A Unifying Mechanism for All High-Temperature Heck Reactions. The Role of Palladium Colloids and Anionic Species *Dalton Trans.* **2006**, 421-429. (e) Fairlamb, I. J. S.; Taylor, R. J. K.; Serrano, J. L.; Sanchez, G. Halide and Pseudohalide Effects in Pd-Catalysed Cross-Coupling Reactions. *New J. Chem.* **2006**, *30*, 1695-1704.
- (2) (a) Schwartsburd, L.; Cohen, R.; Konstantinovski, L.; Milstein, D. A Pincer-Type Anionic Platinum(0) Complex. *Angew. Chem. Int. Ed.* **2008**, *47*, 3603-3606. (b) Seyboldt, A.; Wucher, B.; Hohnstein, S.; Eichele, K.; Rominger, F.; Tömroos, K. W.; Kunz, D. Evidence for the Formation of Anionic Zerovalent Group 10 Complexes as Highly Reactive Intermediates. *Organometallics*, **2015**, *34*, 2717-2725. (c) Kolter, M.; Böck, K.; Karaghiosoff, K.; Koszinowski, K. Anionic Palladium(0) and Palladium(II) Ate Complexes. *Angew. Chem. Int. Ed.* **2017**, *56*, 13244-13248. (d) Afandiyeva, M.; Kadam, A. A.; Wu, X.; Brennessel, W. W.; Kennedy, C. R. Synthesis, Structure, and Hydroboration Reactivity of Anionic Nickel(0) Complexes Supported by Bidentate NHC-Pyridone Ligands. *Organometallics* **2022**, *41*, 3014-3023.
- (3) (a) Cammarota, R. C.; Vollmer, M. V.; Xie, J.; Ye, J.; Linehan, J. C.; Burgess, S. A.; Appel, A. M.; Gagliardi, L.; Lu, C. C. A Bimetallic Nickel-Gallium Complex Catalyzes CO<sub>2</sub> Hydrogenation via the Intermediacy of an Anionic d<sup>10</sup> Nickel Hydride. *J. Am. Chem. Soc.* **2017**, *139*, 14244-

14250. (b) Kameo, H.; Yamamoto, J.; Asada, A.; Nakazawa, H.; Matsuzaka, H.; Bourissou, D. Palladium-Borane Cooperation: Evidence for an Anionic Pathway and Its Application to Catalytic Hydro-/Deutero-dechlorination. *Angew. Chem. Int. Ed.* **2019**, *58*, 18783-18787. (c) Moore, J. T.; Lu, C. C. Catalytic Hydrogenolysis of Aryl C–F Bonds Using a Bimetallic Rhodium–Indium Complex. *J. Am. Chem. Soc.* **2020**, *142*, 11641-11646. (d) Prat, J. R.; Cammarota, R. C.; Graziano, B. J.; Moore, J. T.; Lu, C. C. Toggling the Z-type Interaction Off-On in Nickel-Boron Dihydrogen and Anionic Hydride Complexes. *Chem. Commun.* **2022**, *58*, 8798-8801. (e) Kameo, H.; Tanaka, Y.; Shimoyama, Y.; Izumi, D.; Matsuzaka, H.; Nakajima, Y.; Lavedan, P.; Le Gac, A.; Bourissou, D. Square-Planar Anionic Pt<sup>0</sup> Complexes. *Angew. Chem. Int. Ed.* **2023**, *62*, e202301509. (f) Ansmann, N.; Münch, J.; Schorpp, M.; Greb, L. Neutral and Anionic Square Planar Palladium(0) Complexes Stabilized by a Silicon Z-Type Ligand. *Angew. Chem. Int. Ed.* **2023**, *62*, e202313636.
- (4) For reviews dealing with Z-type ligands, see: (a) Braunschweig, H.; Dewhurst, R. D.; Schneider, A. Electron-Precise Coordination Modes of Boron-Centered Ligands. *Chem. Rev.* **2010**, *110*, 3924-3957. (b) Amgoune, A.; Bourissou, D.  $\sigma$ -Acceptor, Z-type Ligands for Transition Metals. *Chem. Commun.* **2011**, *47*, 859-871. (c) Kameo, H.; Nakazawa, H. Recent Developments in the Coordination Chemistry of Multidentate Ligands Featuring a Boron Moiety. *Chem. Asian J.* **2013**, *8*, 1720-1734. (d) Bouhadir, G.; Bourissou, D. Complexes of Amphiphilic Ligands: Reactivity and Catalytic Applications. *Chem. Soc. Rev.* **2016**, *45*, 1065-1079. (e) Cammarota, R. C.; Clouston, L. J.; Lu, C. C. Leveraging Molecular Metal–Support Interactions for H<sub>2</sub> and N<sub>2</sub> activation. *Coord. Chem. Rev.* **2017**, *334*, 100-111. (f) You, D. Gabbaï, F. P. Tunable  $\sigma$ -Accepting, Z-Type Ligands for Organometallic Catalysis. *Trends Chem.* **2019**, *1*, 485-496. (g) Chalkley, M. J.; Drover, M. W.; Peters, J. C. Catalytic N<sub>2</sub>-to-NH<sub>3</sub> (or -N<sub>2</sub>H<sub>4</sub>) Conversion by Well-Defined Molecular Coordination Complexes. *Chem. Rev.* **2020**, *120*, 5582-5636. (h) Tiddens, M. R.; Moret, M.-E. Metal-Ligand Cooperation at Phosphine-Based Acceptor Pincer Ligands. *Topics Organomet. Chem.* **2020**, *68*, 25-69. (i) Chatterjee, B.; Chang, W.-C.; Jena, S.; Werlé, C. Implementation of Cooperative Designs in Polarized Transition Metal Systems—Significance for Bond Activation and Catalysis. *ACS Catal.* **2020**, *10*, 14024-14055. (j) Komuro, T.; Nakajima, Y.; Takaya, J.; Hashimoto, H. Recent Progress in Transition Metal Complexes Supported by Multidentate Ligands Featuring Group 13 and 14 Elements as Coordinating Atoms. *Coord. Chem. Rev.* **2022**, *473*, 214837.
- (5) Bouhadir, G.; Bourissou, D. Coordination of Lewis Acids to Transition Metals: Z-Type Ligands. In *The Chemical Bond III: 100 years old and getting stronger*; Mingos, D. M. P., Ed.; Structure and Bonding; Springer International Publishing: Cham, Switzerland, **2017**, pp. 141-201.
- (6) For anionic (TPB)M(0) and (TPB)M(–I) complexes (M = Fe, Co, Rh, Cu), see: (a) Greenwood, B. P.; Rowe, G. T.; Chen, C.-H.; Foxman, B. M.; Thomas, C. M. Metal-Metal Multiple Bonds in Early/Late Heterobimetallics Support Unusual Trigonal Monopyramidal Geometries at both Zr and Co. *J. Am. Chem. Soc.* **2010**, *132*, 44-45. (b) Moret, M. E.; Peters, J. C. Terminal Iron Dinitrogen and Iron Imide Complexes Supported by a Tris(phosphino)borane Ligand. *Angew. Chem. Int. Ed.* **2011**, *50*, 2063-2067. (c) Suess, D. L.; Tsay, C.; Peters, J. C. Dihydrogen Binding to Isostructural *S* = 1/2 and *S* = 0 Cobalt Complexes. *J. Am. Chem. Soc.* **2012**, *134*, 14158-14164. (d) Kameo, H.; Hashimoto, Y.; Nakazawa, H. Synthesis of Rhodaboratranes Bearing Phosphine-Tethered Boranes: Evaluation of the Metal–Boron Interaction. *Organometallics* **2012**, *31*, 3155-3162. (e) Moret, M. E.; Zhang, L.; Peters, J. C. A Polar Copper-Boron One-Electron  $\sigma$ -Bond. *J. Am. Chem. Soc.* **2013**, *135*, 3792-3795. (f) Rudd, P. A.; Planas, N.; Bill, E.; Gagliardi, L.; Lu, C. C. *Eur. J. Inorg. Chem.* **2013**, 3898-3906. (g) Castillo, T. J. D.; Thompson, N. B.; Suess, D. L. M.; Ung, G.; Peters, J. C. Evaluating Molecular Cobalt Complexes for the Conversion of N<sub>2</sub> to NH<sub>3</sub>. *Inorg. Chem.* **2015**, *54*, 9256-9262. (h) Siedschlag, R. B.; Bernales, V.; Vogiatzis, K. D.; Planas, N.; Clouston, L. J.; Bill, E.; Gagliardi, L.; Lu, C. C. Heterobimetallic Ti/Co Complexes That Promote Catalytic N–N Bond Cleavage. *Inorg. Chem.* **2015**, *54*, 10909-10917. (i) Apps, S. L.; Miller, P. W.; Long, N. J. Cobalt(–I) Triphos Dinitrogen Complexes: Activation and Silyl-functionalisation of N<sub>2</sub>. *Chem. Commun.* **2019**, *55*, 6579-6582. (j) Moore, J. T.; Lu, C. C. Catalytic Hydrogenolysis of Aryl C–F Bonds Using a Bimetallic Rhodium–Indium Complex. *J. Am. Chem. Soc.* **2020**, *142*, 11641-11646. (k) Moore, J. T.; Dorantes, M. J.; Pengmei, Z.; Schwartz, T. M.; Schaffner, J.; Apps, S. L.; Gaggioli, C. A.; Das, U.; Gagliardi, L.; Blank, D. A.; Lu, C. C. Light-Driven Hydrodefluorination of Electron-Rich Aryl Fluorides by an Anionic Rhodium-Gallium Photoredox Catalyst. *Angew. Chem. Int. Ed.* **2022**, *61*, e202205575. (l) Zhang, Y.; Pan, X.; Xu, M.; Xiong, C.; Hong, D.; Fang, H.; Cui, P. Dinitrogen Complexes of Cobalt(–I) Supported by Rare-Earth Metal-Based Metalloligands. *Inorg. Chem.* **2023**, *62*, 3836-3846. (m) He, X.; Pan, X.; Xiong, C.; Zhang, Y.; Hong, D.; Fang, H.; Cui, P. Rare-Earth Metalloligands for Low-Valent Cobalt Complexes: Fine Electronic Tuning via Co→RE Dative Interactions. *Inorg. Chem.* **2024**, *63*, 8155-8162.
- (7) (a) Crossley, I. R.; Hill, A. F. Di- and Zerovalent Platinaboratranes: The First Pentacoordinate d<sup>10</sup> Platinum(0) Complex. *Organometallics* **2004**, *23*, 5656-5658. (b) Holler, S.; Tuchler, M.; Steller, B. G.; Belaj, F.; Veiros, L. F.; Kirchner, K.; Mosch-Zanetti, N. C. Thiopyridazine-Based Palladium and Platinum Boratrane Complexes. *Inorg. Chem.* **2018**, *57*, 6921-6931. (c) Pang, K.; Quan, S. M.; Parkin, G. Palladium Complexes with Pd→B Dative Bonds: Analysis of the Bonding in the Palladaboratrane Compound [ $\kappa^4$ -B(mim<sup>Bu</sup>)<sub>3</sub>]Pd(PMe<sub>3</sub>). *Chem. Commun.* **2006**, 5015-5017.
- (8) See the ESI.
- (9) Cordero, B.; Gómez, V.; Platero-Prats, A. E.; Revés, M.; Echeverría, J.; Cremades, E.; Barragán, F.; Alvarez, S. Covalent Radii Revisited. *Dalton Trans.* **2008**, 2832-2838.



- (10) Owen, G. R. Crystal Field Arguments to Explain the trans Labilisation within Transition Metal–Borane Complexes. *Transition Met. Chem.* **2010**, *35*, 221-228.
- (11) The sizeable contribution of the 6p orbital at Pt results from 3-orbital interaction involving the filled 5d( $z^2$ ) orbital of Pt and the empty 2p orbital of B. See reference 7c and Aullón, G.; Alvarez, S. Axial Bonding Capabilities of Square Planar  $d^8$ -ML<sub>4</sub> Complexes. Theoretical Study and Structural Correlations. *Inorg. Chem.* **1996**, *35*, 3137-3144.
- (12) (a) Barnett, B. R.; Moore, C. E.; Chandrasekaran, P.; Sproules, S.; Rheingold, A. L.; DeBeer, S.; Figueroa, J. S. Metal-only Lewis Pairs between Group 10 Metals and Tl(I) or Ag(I): Insights into the Electronic Consequences of Z-type Ligand Binding. *Chem. Sci.* **2015**, *6*, 7169-7178. (b) Cammarota, R. C.; Xie, J.; Vollmer, M. V.; Vogiatzis, K. D.; Burgess, S. A.; Ye, J.; Appel, A. M.; Linehan, J. C.; Young Jr., V. G.; Lu, C. C. Thermodynamic and Kinetic Studies of H<sub>2</sub> and N<sub>2</sub> Binding to Bimetallic Nickel-Group 13 Complexes and Neutron Structure of a Ni( $\eta^2$ -H<sub>2</sub>) Adduct. *Chem. Sci.* **2019**, *10*, 7029-7042. (c) You, D.; Yang, H.; Sen, S.; Gabbai, F. P. Modulating the  $\sigma$ -Accepting Properties of an Antimony Z-type Ligand via Anion Abstraction: Remote-Controlled Reactivity of the Coordinated Platinum Atom. *J. Am. Chem. Soc.* **2018**, *140*, 9644-9651.
- (13) The reactions of **3** with KF and CsF in the presence of [2.2.2]cryptand or 21-crown-7 also resulted in the recovery of reactants. This observation is not inconsistent with the fluoride release previously observed upon reacting the fluorinated diphosphine-borate ligand [(*o*-PPH<sub>2</sub>)C<sub>6</sub>H<sub>4</sub>]<sub>2</sub>PhBF[Cs] with the Pd(0) precursor Pd(PPh<sub>3</sub>)<sub>4</sub>. See: Kameo, H.; Baba, Y.; Sakaki, S.; Tanaka, Y.; Matsuzaka, H. Experimental and Theoretical Investigation of an S<sub>N</sub>2-type Pathway for Borate–Fluorine Bond Cleavage by Electron-Rich Late-Transition Metal Complexes. *Inorg. Chem.* **2020**, *59*, 4282-4291.
- (14) Coordination of the halide to boron was not observed even in the presence of excess KBr and KI.
- (15) The trend may also reflect the degree of donation from the halide.
- (16) The reaction of **1**<sup>+</sup> with KCN was performed in the presence and absence of 18-crown-6. In both cases, an intractable mixture was obtained and no iodide to cyanide substitution was identified.
- (17) (a) Sircoglou, M.; Bontemps, S.; Bouhadir, G.; Saffon, N.; Miqueu, K.; Gu, W.; Mercy, M.; Chen, C. H.; Foxman, B. M.; Maron, L.; Ozerov, O. V.; Bourissou, D. Group 10 and 11 Metal Boratranes (Ni, Pd, Pt, CuCl, AgCl, AuCl, and Au<sup>+</sup>) Derived from a Triphosphine–Borane. *J. Am. Chem. Soc.* **2008**, *130*, 16729-16738. (b) Bontemps, S.; Bouhadir, G.; Gu, W.; Mercy, M.; Chen, C.-H.; Foxman, B. M.; Maron, L.; Ozerov, O. V.; Bourissou, D. Metallaboratranes Derived from a Triphosphanyl–Borane: Intrinsic C<sub>3</sub> Symmetry Supported by a Z-Type Ligand. *Angew. Chem., Int. Ed.* **2008**, *47*, 1481-1484.
- (18) (a) Farr, J. P.; Wood, F. E.; Balch, A. L. Head-to-Head and Head-to-Tail Isomers of Binuclear Complexes of Platinum(I) and Palladium(I) Involving 2-(Diphenylphosphino)pyridine as a Bridging Ligand. *Inorg. Chem.* **1983**, *22*, 3387-3393. (b) Sen, A.; Halpern, J. Aspects of the Low-Temperature Chemistry of Tris(triphenylphosphine)platinum(0). *Inorg. Chem.* **1980**, *19*, 1073-1075.
- (19) (a) Bancroft, G. M.; Chan, T.; Puddenphatt, R. J. An EWA Study of Binuclear Platinum Complexes. *Inorg. Chim. Acta* **1981**, *53*, L119-L120. (b) Hanks, T. W.; Ekeland, R. A.; Emerson, K.; Larsen, R. D.; Jennings, P. W. Reactions of Diazomethane Derivatives with Platinum(II): A Facile Method for Platinum Ylide Preparation. *Organometallics* **1987**, *6*, 28-32.
- (20) In this study, the formal oxidation states of Pt centers were determined experimentally and theoretically thorough analysis of d electron density. On the other hand, a different approach for assigning the oxidation state allows description of divalent since two electrons participate in a dative bond to B. See discussion on description of M→B bond: (a) Hill, A. F. Metallaboratranes. *Organometallics* **2006**, *25*, 4741-4743. (b) Parkin, G. A Simple Description of the Bonding in Transition-Metal Borane Complexes. *Organometallics* **2006**, *25*, 4744-4747.