



HAL
open science

Relationships between cognition, functioning, and quality of life of euthymic patients with bipolar disorder: Structural equation modeling with the FACE-BD cohort

Paul Roux, S Frileux, N Vidal, V Aubin, R Belzeaux, P Courtet, C Dubertret, B Etain, E Haffen, M Leboyer, et al.

► To cite this version:

Paul Roux, S Frileux, N Vidal, V Aubin, R Belzeaux, et al.. Relationships between cognition, functioning, and quality of life of euthymic patients with bipolar disorder: Structural equation modeling with the FACE-BD cohort. *European Psychiatry*, 2024, 67 (1), pp.e78. 10.1192/j.eurpsy.2024.1789 . hal-04794215

HAL Id: hal-04794215

<https://hal.science/hal-04794215v1>

Submitted on 20 Nov 2024

HAL is a multi-disciplinary open access archive for the deposit and dissemination of scientific research documents, whether they are published or not. The documents may come from teaching and research institutions in France or abroad, or from public or private research centers.

L'archive ouverte pluridisciplinaire **HAL**, est destinée au dépôt et à la diffusion de documents scientifiques de niveau recherche, publiés ou non, émanant des établissements d'enseignement et de recherche français ou étrangers, des laboratoires publics ou privés.



Distributed under a Creative Commons Attribution 4.0 International License

Relationships between cognition, functioning, and quality of life of euthymic patients with bipolar disorder: Structural equation modeling with the FACE-BD cohort

Research Article

Cite this article: Roux P, Frileux S, Vidal N, Aubin V, Belzeaux R, Courtet P, Dubertret C, Etain B, Haffen E, Leboyer M, Lefrere A, Llorca P, M'Bailara K, Marlinge E, Olié E, Polosan M, Schwan R, The FACE-BD (FondaMental Academic Centers of Expertise for Bipolar Disorders) group, Brunet-Gouet E, Passerieux C (2024). Relationships between cognition, functioning, and quality of life of euthymic patients with bipolar disorder: Structural equation modeling with the FACE-BD cohort. *European Psychiatry*, **67**(1), e78, 1–9 <https://doi.org/10.1192/j.eurpsy.2024.1789>

Received: 13 April 2024

Revised: 01 August 2024

Accepted: 03 August 2024









Keywords:

antipsychotic; anxiety; bipolar disorders; cognition; depression; psychosis; quality of life

Corresponding author:

Paul Roux;

Email: paul.roux@uvsq.fr

P Roux^{1,2} , S Frileux^{1,2} , N Vidal^{1,2} , V Aubin^{1,3} , R Belzeaux^{1,4}, P Courtet^{1,5} , C Dubertret^{1,6}, B Etain^{1,7} , E Haffen^{1,8} , M Leboyer^{1,9}, A Lefrere^{1,10}, PM Llorca^{1,11} , K M'Bailara^{1,12}, E Marlinge^{1,7}, E Olié^{1,5}, M Polosan^{1,13}, R Schwan^{1,14}, The FACE-BD (FondaMental Academic Centers of Expertise for Bipolar Disorders) group*, E Brunet-Gouet^{1,2} and C Passerieux^{1,2} 

¹Fondation FondaMental, Créteil, France; ²Centre Hospitalier de Versailles, Service Universitaire de Psychiatrie d'Adultes et d'Addictologie, Le Chesnay; Université Paris-Saclay; Université de Versailles Saint-Quentin-En-Yvelines; DisAP-DevPsy-CESP, INSERM UMR1018, Villejuif, France; ³Pôle de Psychiatrie, Centre Hospitalier Princesse Grace, Av. Pasteur, Monaco; ⁴Pôle universitaire de psychiatrie, CHU de Montpellier, Montpellier, France; ⁵Department of Emergency Psychiatry and Acute Care, CHU Montpellier, IGF, Univ. Montpellier, CNRS, INSERM, Montpellier, France; ⁶AP-HP, Groupe Hospitalo-Universitaire AP-HP Nord, DMU ESPRIT, Service de Psychiatrie et Addictologie, Hôpital Louis Mourier, Colombes, Inserm U1266, Faculté de Médecine, Université Paris Cité, France; ⁷AP-HP, Groupe Hospitalo-universitaire AP-HP Nord, DMU Neurosciences, Hôpital Fernand Widal, Département de Psychiatrie et de Médecine Addictologique, Paris, France; Université Paris Cité, INSERM UMR-S 1144, Optimisation Thérapeutique en Neuropsychopharmacologie OTeN, Paris, France; ⁸Université de Franche-Comté, UR LINC, Département de Psychiatrie Clinique, CIC-1431 INSERM, CHU de Besançon, 25000 Besançon, France; ⁹Univ Paris Est Créteil, INSERM U955, IMRB, Translational NeuroPsychiatry Laboratory, Créteil, France; AP-HP, Hôpitaux Universitaires Henri Mondor, Département Médico-Universitaire de Psychiatrie et d'Addictologie (DMU IMPACT), Fédération Hospitalo-Universitaire de Médecine de Précision en Psychiatrie (FHU ADAPT), Créteil, France; ¹⁰Pôle de Psychiatrie, Assistance Publique Hôpitaux de Marseille, Marseille, France; INT-UMR7289, CNRS Aix-Marseille Université, Marseille, France; ¹¹Centre Hospitalier et Universitaire, Département de Psychiatrie, Clermont-Ferrand, France; Université d'Auvergne, EA 7280, 63000 Clermont-Ferrand, France; ¹²Centre Hospitalier Charles Perrens, Pôle PGU; LabPsy, UR 4139 Université de Bordeaux, Bordeaux, France.; ¹³Université Grenoble Alpes, CHU de Grenoble et des Alpes, Grenoble Institut des Neurosciences (GIN) Inserm U1216, Grenoble, France and ¹⁴Université de Lorraine, Centre Psychothérapique de Nancy, Inserm U1254, Nancy, France

*List of FondaMental Advanced Center of Expertise (FACE-BD) collaborators: FACE-BD Clinical Coordinating Center (Fondation FondaMental): B. Etain, E. Olié, M. Leboyer, and PM Llorca

FACE-BD Data Coordinating Center (Fondation FondaMental): V. Barteau, S. Bensalem, O. Godin, H. Laouamri, and K. Souryis

FACE-BD Clinical Sites and Principal Collaborators in France

AP-HP, DHU PePSY, Pôle de Psychiatrie et d'Addictologie des Hôpitaux Universitaires H Mondor, Créteil: S. Hotier, A. Pelletier, N. Drancourt, JP. Sanchez, E. Saliou, C. Hebbache, D. Weill, J. Petrucci, L. Willaume, and E. Bourdin

AP-HP, GH Saint-Louis–Lariboisière–Fernand Widal, Pôle Neurosciences, Paris: F. Bellivier, M. Carminati, B. Etain, E. Marlinge, J. Meheust, V. Hennion, and H. Francisque

Hôpital C. Perrens, Centre Expert Trouble Bipolaire, Service de Psychiatrie Adulte, Pôle 3-4-7, Bordeaux: B. Aouizerate, N. Da Ros, A. Desage, C. Elkael, S. Gard, F. Hoorelbeke, K. M'bailara, I. Minois, and J. Sportlich

Département d'Urgence et Post Urgence Psychiatrique, CHRU Montpellier, Montpellier: L. Bardin, P. Courtet, B. Deffinis, D. Ducasse, M. Gachet, F. Molière, B. Noisette, E. Olié, and G. Tarquini

Pôle de Psychiatrie, Addictologie et Pédopsychiatrie, Hôpital Sainte Marguerite, Marseille: R. Belzeaux, M. Cermolacce, F. Groppi, E. Moreau, A. Lefrere, L. Lescalier, J. Pastol and N. Viglianesse

Université de Lorraine, Centre Psychothérapique de Nancy, Inserm U1254, Nancy, France: R. Cohen, G. Gross, R. Schwan, T. Schwitzer, and O. Wajsbrot-Elgrabli

Service Universitaire de Psychiatrie, CHU de Grenoble et des Alpes, Grenoble: T. Bougerol, B. Fredembach, A. Suisse, Q. Denoual, A. Pouchon, and M. Polosan

Centre Hospitalier de Versailles, Service Universitaire de Psychiatrie d'Adultes et d'Addictologie, Le Chesnay: A.S. Cannavo, A. Crea, V. Feuga, A.M. Galliot, N. Kayser, C. Passerieux, and P. Roux

Centre Hospitalier Princesse Grace, Monaco: V. Aubin, I. Cussac, M.A Dupont, J. Loftus, and I. Medecin

APHP, Groupe Hospitalo-universitaire AP-HP Nord, DMU ESPRIT, Service de Psychiatrie et Addictologie, Hôpital Louis Mourier, Colombes, France: C. Dubertret, N. Mazer, C. Portalier, C. Scognamiglio, A. Bing and P. Laurent

Service de Psychiatrie de l'Adulte B, Centre Expert Trouble Bipolaire, CHU de Clermont-Ferrand, Clermont-Ferrand, France: PM. Llorca, L. Samalin, L. Foures, D. Lacelle, S. Pires, C. Doriat, and O. Blanc.

© The Author(s), 2024. Published by Cambridge University Press on behalf of European Psychiatric Association. This is an Open Access article, distributed under the terms of the Creative Commons Attribution licence (<http://creativecommons.org/licenses/by/4.0>), which permits unrestricted re-use, distribution and reproduction, provided the original article is properly cited.



Abstract

Background. Quality of life is decreased in bipolar disorders (BD) and contributes to poor prognosis. However, little is known about the causal pathways that may affect it. This study aimed to explore health-related QoL (HRQoL) in BD and investigate its relationship with cognition and psychosocial functioning.

Methods. This multicenter cross-sectional study used a neuropsychological battery to assess five cognition domains. Functioning was evaluated using global and domain-based tools, and health-related HRQoL was assessed using the EQ-5D-3L. Structural equation modeling was used to test whether the association between cognition and HRQoL would be mediated by functioning in BD while controlling for covariates such as residual depression, anxiety, antipsychotic medication, and psychotic features.

Results. We included 1 190 adults with euthymic BD. The model provided a good fit for the data. In this model, the direct effect of cognition on HRQoL was not significant ($\beta = -0.03$, $z = -0.78$, $p = 0.433$). The total effect of cognition on HRQoL was weak, albeit significant ($\beta = 0.05$, $z = 3.6$, $p < 0.001$), thus suggesting that cognition affected HRQoL only indirectly through functioning. Anxiety was associated with decreased functioning ($\beta = -0.27$, $z = -7.4$, $p < 0.001$) and QoL ($\beta = -0.39$, $z = -11.8$, $p < 0.001$).

Conclusions. These findings suggest that improving cognition may not directly lead to a higher HRQoL. Cognitive remediation is expected to improve HRQoL only through functioning enhancement. They also reveal the potential importance of functional remediation and reduction of comorbid anxiety symptoms in improving HRQoL in BD.

Introduction

Quality of life (QoL) is a broad construct defined as satisfaction in the physical, psychological, social, and environmental aspects of life, which is significantly lower for individuals with BD in remission than those without lifetime BD [1]. BD is associated with a reduction in the self-reported QoL to a similar [2] or even greater extent than schizophrenia [3]. Among the several dimensions of QoL, health-related QoL (HRQoL) refers to the individual's perception of physical and mental health over time and its impact on the ability to live a fulfilling life. HRQoL is particularly low in BD [4].

Several studies have reported positive associations between QoL and neuropsychological performance in executive functioning and verbal abstraction [5–7]. This association may be particularly present following remission of the first manic episode [8]. Another study involving 224 participants reported that cognitive reserve was positively associated with the physical component of HRQoL but negatively associated with its mental component [9]. The association between good neuropsychological performance and a satisfying QoL thus needs to be confirmed in studies with large sample sizes.

Moreover, the studies investigating associations between cognition and QoL did not consider the potential mediating role of functioning. Condition-specific functioning measures [10] and psychological functioning [11] are indeed positively associated with QoL in BD. When measured with BD-specific tools, QoL is also positively associated with functioning [12]. Cognition is a critical determinant of functioning in BD: a study using elastic net regression reported that executive functioning was associated with functioning ($\beta = 0.30$) [13]. A previous SEM study reported a significant association ($\beta = 0.18$) between cognition and functioning when controlling for premorbid IQ, number of episodes, and lithium response [14]. This association was confirmed with longitudinal studies: processing speed predicts long-term functioning [15] and verbal memory middle-term functioning [16]. It is thus crucial to investigate whether the positive association sometimes found between cognition and QoL is mediated by functioning.

Previous studies investigating the association between cognition and QoL have also ignored essential confounders. Several determinants of cognition, functioning, and QoL have been identified in BD. First, residual depressive symptoms are associated

with QoL [17], cognition [18], and functioning [19] in individuals with BD in euthymia. Subsyndromal anxiety has also been identified as an important predictor of poor QoL in BD [20] and comorbid anxiety is associated with poor neuropsychological performance in BD-II [21]. Moreover, a history of psychosis in BD is associated with poorer cognition [22]. Finally, medication is associated with QoL in BD through adverse effects [2]. The prescription of antipsychotics has also been shown to be associated with cognitive impairment in a meta-analysis of cross-sectional studies, including euthymic participants with BD [23]. It is, thus, likely of particular importance to control for antipsychotic prescription when investigating the relationship between cognition, functioning, and QoL in BD.

This study aimed to explore the relationship between cognition, functioning, and HRQoL in a large sample of individuals with euthymic BD using SEM and controlling for several covariates, such as subthreshold depression, anxiety, psychotic features, and antipsychotic medication. We hypothesized that the positive association between cognition and HRQoL would be mediated by functioning and that these covariates would not confound this mediation.

Methods

The present report followed the Strengthening the Reporting of Observational Studies in Epidemiology (STROBE) guidelines.

Study design and characteristics of the recruiting network

This multicenter transversal study included patients recruited into the FACE-BD (FondaMental Advanced Centers of Expertise for Bipolar Disorders) cohort within a French national network of 10 centers (Bordeaux, Colombes, Créteil, Grenoble, Marseille, Monaco, Montpellier, Nancy, Paris, and Versailles). All procedures contributing to this work were approved by the local ethics committee (*Comité de Protection des Personnes Ile de France IX*) on January 18, 2010.

Participants

The diagnosis of BD was based on the Structured Clinical Interview for DSM-IV-TR (SCID) criteria [24]. Outpatients with type 1, type

2, or not-otherwise-specified (NOS) BD between 18 and 65 years of age were eligible for this analysis. All patients included in the analyses were euthymic at the time of testing according to the DSM-IV-TR criteria, with scores on the Montgomery-Asberg Depression Rating Scale (MADRS) ≤ 11 [25] and the Young Mania Rating Scale (YMRS) < 12 [26]. Patients who met the following criteria at any time of testing were excluded to control for a cognitive impairment resulting from a cause other than BD itself: history of significant neurological disorder, dyslexia, dysorthographia, dyscalculia, dysphasia, dyspraxia, substance-related disorders in the previous month (except tobacco use), electroconvulsive therapy in the past year. Patients with anomalous trichromatism and any disabling visual impairment were also excluded to avoid an artefactual cognitive impairment.

Assessment tools

Clinical evaluation

The subtype of BD and history of psychotic features were established according to DSM-IV-TR criteria. The MADRS total score measured residual depressive symptoms. The presence of anti-psychotics during the time of testing was reported as a binary variable. The state of anxiety was measured using the state subscale of the State-Trait Anxiety Inventory, form Y-A (STAI-Y-A) [27].

Cognition

The neuropsychological battery explored five cognitive domains through 10 tests, five of which were subtests from the WAIS version III [28] or version IV [29], as the French version of the WAIS-IV started to be used as it became available.

- Verbal memory: California Verbal Learning Test [30] short- and long-delay free recall
- Working memory: WAIS digit span (total score) and spatial span (forward and backward scores) from the Wechsler Memory Scale version III [31]
- Executive functions: Trail Making Test (TMT) part B [32], color/word condition of the Stroop test [33], semantic and phonemic verbal fluency [34]
- Processing speed: Digit symbol coding (WAIS-III) or coding (WAIS-IV), WAIS symbol search, and TMT part A
- Verbal and perceptual reasoning: WAIS vocabulary and matrices

Raw scores were transformed into demographically corrected standardized z-scores based on normative data [33, 35–37]. Higher scores reflect better performance. We computed a mean score for each cognitive domain.

Functioning

Global functioning was measured using the Global Assessment of Functioning (GAF) [38]. Domain-based psychosocial functioning in everyday life was assessed using the Functioning Assessment Short Test (FAST) [39]. For the GAF, higher scores are associated with higher functioning, whereas the inverse is true for the FAST.

HRQoL

HRQoL was measured with the European Quality of Life 5 Dimensions and 3 Lines (EQ-5D-3L) value index. It is a generic preference-based measure developed to describe and value health across various disease areas [40]. The scale evaluates five aspects of health: mobility, self-care, usual activities, pain/discomfort, and anxiety/depression. Each dimension has three

levels: no, some, and extreme. EQ-5D health states were converted into a single summary number, the index value, using a time trade-off valuation technique [41]. An index value of 1 corresponds to the best possible health state according to the preferences of the general population of a country/region, while an index value of < 0 represents the worst possible health state. It has shown good convergent validity [42, 43] and known-groups validity in patients with and without BD [43–45].

Statistical analyses

Rationale to map the latent variables with their indicators

The five average scores for the different cognitive domains were included in the SEM model as indicators of the latent variable cognition. They all corresponded to theoretically separated, albeit partially overlapping, cognitive functions. Factor analyses previously identified working memory [46], conceptual reasoning [47], psychomotor speed, verbal memory, and executive functioning [48] as autonomous cognitive dimensions in BD.

Two measures were included in the SEM model as indicators for the latent variable functioning: GAF & FAST total score. They were chosen because they measured complementary aspects of functioning. GAF assesses how much a person's symptoms affect day-to-day life. In contrast, the FAST-total score combines specific domains of functioning (autonomy, occupational functioning, cognition, financial issues, interpersonal relationships, and leisure), irrespective of the symptoms' level. Several studies have reported that these two types of functioning assessments are closely associated in BD [49, 50].

Rationale for covariates selection

Four covariates were included in the SEM model because they have all been associated with cognitive deficits in BD: prescription of antipsychotics [23], psychotic features [22], residual depressive symptoms [18], and anxiety [21].

Model specifications, estimation, and testing

Zero-order correlations between each measure (cognition, functioning, HRQoL, and covariates) were calculated using Spearman's correlation coefficients.

Linear regression analyses evaluated relationships between cognition, functioning, and HRQoL. They were indexed using standardized coefficients: factor loading for the relationship between indicators and latent variables and standardized regression coefficients (β) for the relationship between covariates, cognition, functioning, and HRQoL. Two cognitive domain scores were computed from two cognitive variables acquired during the same cognitive test (the TMT, in which part A was included in speed of processing, whereas part B was included in executive functions), leading to a shared method variance. To account for the artefactual influence of the current assessment method, the residual variances between the implied indicators were allowed to be correlated, as recommended [51].

A robust estimator was used: the maximum likelihood estimation with robust (Huber-White) standard errors and a scaled test statistic (asymptotically equal to the Yuan-Bentler test statistic). Missing data were managed using the full information maximum likelihood (FIML). We examined consensual fit indices with recommended cutoff criteria for good fit [52]: Comparative Fit Index (CFI) and Tucker-Lewis Index (TLI) > 0.95 , root mean square error of approximation (RMSEA) ≤ 0.05 (p of close-fit > 0.05 , and 90% confidence intervals), standardized root mean

square residual (SRMR) < 0.08. For the mediation analysis, the direct effect was the standardized path coefficient between cognition and functioning, and the indirect effect was the product of the direct effect and the standardized path coefficient between functioning and HRQoL. The total effect of cognition on HRQoL was the sum of direct and indirect effects.

Results

Characteristics of the participants

The flowchart of the study participants' selection process is reported in Figure 1. The inclusion period began in June 2013, when HRQoL started to be routinely collected by all centers, and ended in January 2021. We confirmed the eligibility for 1190 participants whose data were then analyzed. The participants' sociodemographic, clinical, and functional characteristics are reported in Table 1. The participants mainly consisted of women with type 1 BD.

The neuropsychological results are presented in Table 2. WAIS-III was proposed to 60 participants and WAIS-IV to 927 participants. The worst performances were found for verbal memory (-0.07 ± 1.11) and executive functioning (-0.05 ± 0.73), and the best for reasoning (0.21 ± 0.82).

The mean FAST total score was 14.2 (± 11.1), and the mean GAF score was 73.1 (± 12.6), corresponding to mild functional impairment [49].

The mean EQ-5D-3L index was 0.831 (± 0.178), which was below the scores reported for different age classes below 65 in the general French population (ranging from 0.948 in the 18–24 year class to 0.853 in the 55–64 year class) [53].

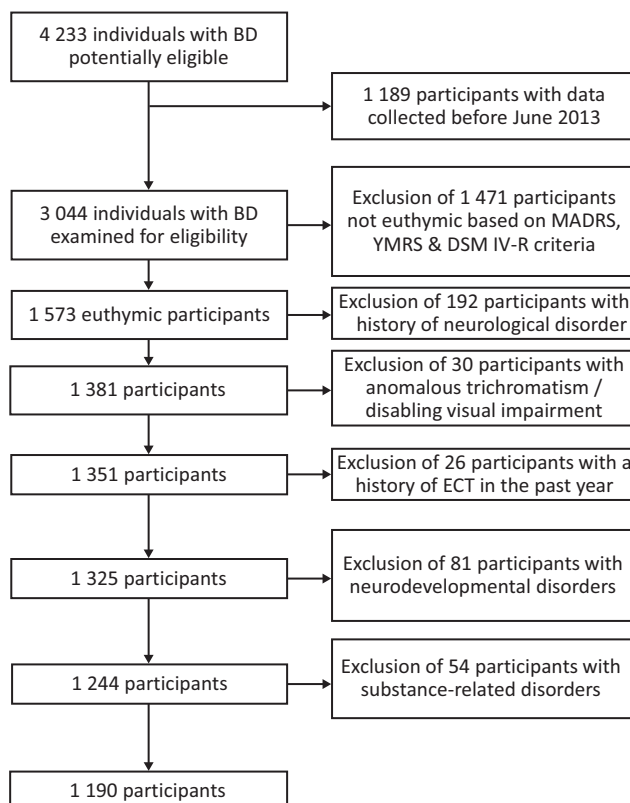


Figure 1. Flowchart of the study participants' selection process.

Table 1. Participant socio-demographic, clinical, and functional characteristics

Variable	Mean or %	SD	N missing
Age (years)	38.7	12.4	0
Sex	35.9 (men)		2
Education level (years)	14.5	2.6	78
Diagnosis	50.9 Type I		0
	40.4 Type II		
	8.7 NOS		
MADRS total score	4	3.2	49
YMRS total score	1.6	2.5	50
Psychotic features	0.4	0.5	234
Antipsychotics	42.7 (present)		288
STAI-YA, state subscore	35.9	12	95
FAST total score	14.2	11.1	58
GAF	73.1	12.6	194
EQ-5D-3L	0.8	0.2	258

Abbreviations: N missing: Number of participants with missing information; MADRS: Montgomery-Asberg Depression Rating Scale; YMRS: Young Mania Rating Scale; STAI-YA: State-Trait Anxiety Inventory, form Y-A; FAST: Functioning Assessment Short Test; GAF: Global Assessment of Functioning; EQ-5D-3L: European Quality of Life 5 dimensions and 3 lines.

Table 2. Cognitive performance expressed in demographically corrected standardized z-scores

Variable	Mean	Sd	N missing
Verbal memory	-0.07	1.11	253
CVLT Short delay-free recall	-0.09	1.13	253
CVLT Long delay-free recall	-0.06	1.16	253
Working memory	-0.03	0.72	230
Digit Span	-0.04	0.94	238
Spatial Span forward	-0.01	0.89	282
Spatial Span backward	-0.06	0.85	282
Executive functioning	-0.05	0.73	230
TMT Part B	-0.15	1.01	240
Stroop color/word condition	0.05	1.03	241
Phonemic fluency	0.06	1.09	244
Semantic fluency	-0.15	1.02	246
Processing speed	0.03	0.71	227
Digit symbol coding / Coding	-0.14	0.94	232
Symbol search	0.07	0.91	233
TMT Part A	0.17	0.81	239
Reasoning	0.21	0.82	245
Vocabulary	0.64	1.05	533
Matrices	-0.03	0.88	249

Abbreviations: CVLT: California Verbal Learning Test; TMT: Trail Making Test; CPT: Continuous Performance Test.

SEM model

The zero-order correlations matrix is reported in Supplementary Table 1. There were 14.8% missing data with 99 different patterns of missingness. The covariance coverage matrix of missing data is

reported in Supplementary Table 2. The observed variances for EGF, FAST, & STA-Y (state subscale) were at least 1000 times greater than the observed variance of some other variables. They were thus converted to z-scores. The model provided a good fit for the data, as suggested by TLI and CFI above 0.95 (TLI = 0.97, CFI = 0.982), RMSEA not statistically greater than 0.05 (RMSEA = 0.031, one-sided p -value of the test of the null hypothesis that the RMSEA equals .05: 1) and an SRMR below 0.08 (0.026). All indicator variables were reliable and valid measures of their respective latent variables, as supported by significant moderate to high factor loadings (absolute values of standardized factor loadings ≥ 0.5 , $p < 0.001$, see Supplementary Figure 1 and Table 3). The model explained 36.3% of the variance in functioning and 37.4% of the variance in HRQoL.

The association between cognition and HRQoL was not significant (see Figure 2), whereas cognition was significantly and positively associated with functioning ($\beta = 0.20$, $z = 5$, $p < 0.001$), and functioning was significantly and positively associated with HRQoL ($\beta = 0.25$, $z = 5.4$, $p < 0.001$). The mediation analysis showed a nonsignificant direct effect of cognition on HRQoL ($\beta = -0.03$, $z = -0.78$, $p = 0.433$), a significant indirect effect of cognition on HRQoL ($\beta = 0.05$, $z = 3.6$, $p < 0.001$) and a non-significant total effect of cognition on HRQoL ($\beta = 0.02$, $z = 0.56$, $p = 0.567$). The significant indirect effect in the absence of a significant direct effect was interpreted as a full mediation (or indirect-only mediation) of the effect of cognition on HRQoL by functioning. The significant indirect effect in the absence of a significant total effect of cognition on HRQoL was interpreted as an inconsistent mediation: the positive indirect effect of cognition on HRQoL was neutralized by its negative direct effect.

Antipsychotic prescription negatively affected cognition ($\beta = -0.23$, $z = -5.7$, $p < 0.001$, see Figure 2 and Table 3). Two covariates were significantly and negatively associated with functioning: depression ($\beta = -0.35$, $z = -9.5$, $p < 0.001$) and state anxiety ($\beta = -0.27$, $z = -7.4$, $p < 0.001$). Beyond functioning, HRQoL was mainly negatively associated with state anxiety ($\beta = -0.39$, $z = -11.8$, $p < 0.001$).

Discussion

The present study aimed to investigate the relationships between cognition, functioning, and HRQoL in a large sample of individuals with euthymic BD, controlling for a set of covariates.

The main result of this study is that cognition was only indirectly associated with HRQoL in euthymic participants with BD: better cognition was associated with better psychosocial functioning, which was, in turn, associated with better HRQoL. There was no direct link between cognition and HRQoL, thus confirming previous findings in more symptomatic participants with BD, controlling for cognitive reserve [54]. One explanation for this lack of a direct association could have been the use of a global measure of QoL, which may combine subdimensions with opposite associations with cognition. For example, a previous study reported a negative association between cognitive reserve and the psychological dimension of HRQoL, whereas its physical dimension was positively associated with cognitive reserve [9]. Therefore, further studies are encouraged using more specific measures of QoL when investigating its association with cognition in BD. This result has an important impact on recommendations about cognitive remediation in BD. Clinicians should expect an improvement in HRQoL after cognitive remediation for individuals with BD and cognitive

Table 3. Statistics for the estimated factor loadings, standardized path coefficients, and correlation coefficients of the SEM mediation model

Variables	Standardized coefficient	Standard Error	z	p
Latent variables				
Cognition → verbal memory	0.498	0.03	16.7	<0.001
Cognition → working memory	0.656	0.03	21.9	<0.001
Cognition → executive functions	0.71	0.029	24.8	<0.001
Cognition → speed processing	0.639	0.031	20.5	<0.001
Cognition → reasoning	0.519	0.035	14.8	<0.001
Functioning → GAF	0.718	0.028	25.9	<0.001
Functioning → FAST	-0.798	0.026	-31.2	<0.001
Regressions				
Cognition ← MADRS	-0.055	0.041	-1.3	0.179
Cognition ← STAI-YA (state subscale)	-0.073	0.042	-1.8	0.079
Cognition ← antipsychotics	-0.227	0.04	-5.7	<0.001
Cognition ← psychotic features	-0.102	0.041	-2.5	0.013
Functioning ← MADRS	-0.35	0.037	-9.5	<0.001
Functioning ← STAI-YA (state subscale)	-0.273	0.037	-7.4	<0.001
Functioning ← antipsychotics	-0.072	0.038	-1.9	0.058
Functioning ← psychotic features	-0.002	0.035	-0.1	0.945
Functioning ← cognition	0.205	0.041	5	<0.001
EQ-5D-3L ← MADRS	-0.088	0.037	-2.4	0.017
EQ-5D-3L ← STAI-YA (state subscale)	-0.393	0.033	-11.8	<0.001
EQ-5D-3L ← antipsychotics	-0.005	0.033	-0.1	0.885
EQ-5D-3L ← psychotic features	0.069	0.031	2.2	0.026
EQ-5D-3L ← cognition	-0.03	0.039	-0.8	0.434
EQ-5D-3L ← functioning	0.254	0.047	5.4	<0.001
Covariances				
Executive functions ↔ speed processing	-0.055	0.041	-1.3	0.179

Abbreviation: GAF: Global Assessment of Functioning; FAST: Functioning Assessment Short Test; MADRS: Montgomery-Asberg Depression Rating Scale; STAI-YA: State-Trait Anxiety Inventory, form Y-A; EQ-5D-3L: European Quality of Life 5 dimensions and 3 lines.

impairment through functioning enhancement. A recent RCT investigated the transfer of cognitive remediation into functioning and goal attainment, with mixed findings [55]. First, improvement in cognition accounts for more than one-third of the cognitive remediation effect on functioning. Second, cognitive improvements did not account for changes in goal attainment, a key component of QoL. However, the cognitive level achieved following remediation accounts for differences in goal attainment since only those

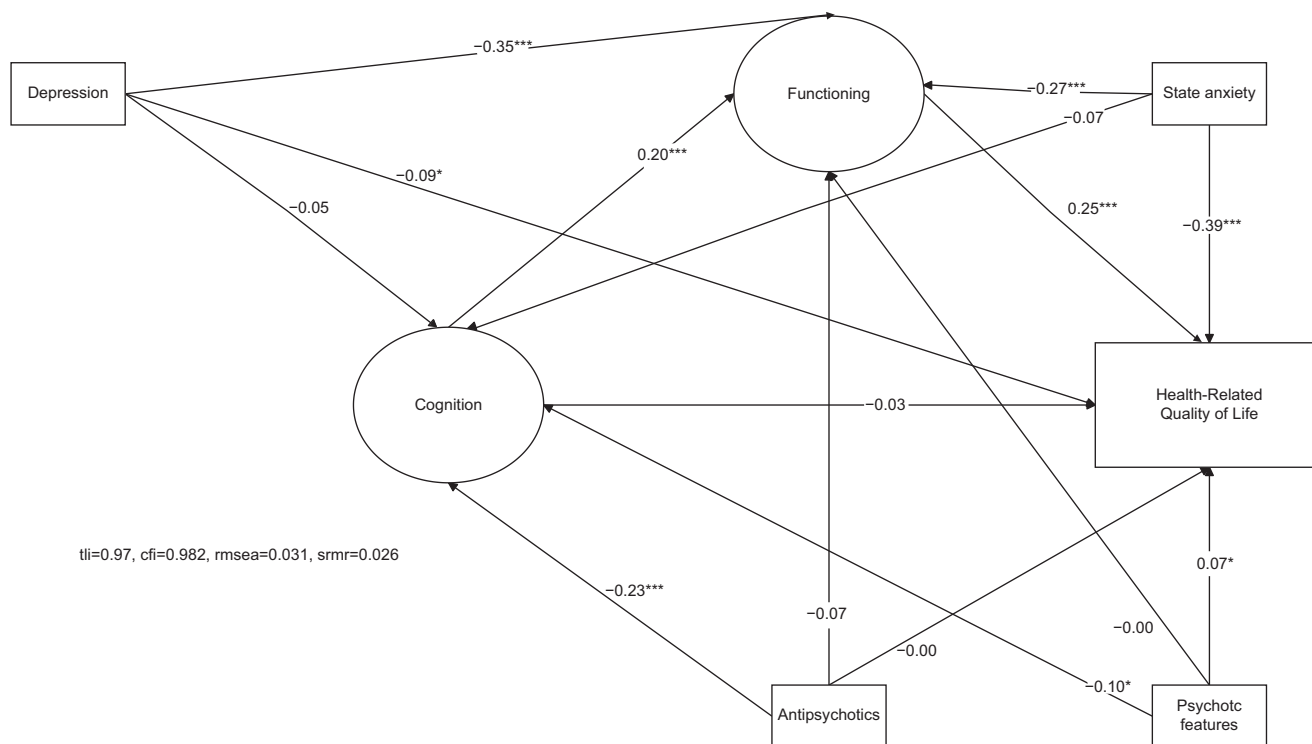


Figure 2. Simplified diagram of the model. Indicators of latent variables were omitted for readability (see Supplementary Figure 1 to see the model with the indicators). Rectangles indicate the observed variables, ovals the latent variables, single-headed arrows the regressions (freely estimated regression weight), and double-headed arrows the covariances. Path coefficients were standardized. (Significance levels are as follows: $***p < 0.001$, $**p < 0.01$, $*p < 0.05$).

performing above a certain level showed significant improvement in goal attainment. It is important to note that the comparison between the two studies is limited by the fact that the goal attainment measured in this study was quite different from the HRQoL measured in ours. Another RCT reported a positive effect of cognitive remediation on executive function in BD but a lack of improvement of functioning and QoL, thus suggesting again that cognitive improvement without functional improvement is insufficient to enhance QoL [56]. An inconsistent mediation of the effect of cognition on QoL by functioning has been previously identified in schizophrenia [57]. The neutralization of the positive indirect effect of cognition on HRQoL by its negative direct effect may be explained by the fact that individuals with better cognition, resulting from a higher cognitive reserve, may have an increased awareness of their disorder and thus overestimate its consequences compared to their premorbid situation, leading to a lower perceived HRQoL. Further studies should control from clinical insight when investigating the associations between cognition, functioning, and QoL in BD.

Several modifiable factors of HRQoL were identified in our study, suggesting certain amendments to the classification of QoL determinants in BD between marked, moderate, mild, possible, and unknown proposed by Grunze and Born [58]. Our results confirm the marked impact of anxiety on decreased QoL reported in this review. They contrast those in a previous study showing the lack of an association between anxiety and QoL in a sample of individuals with BD when residual depressive symptoms were accounted for [17]. Several approaches have been proposed to relieve anxiety in BD, such as mindfulness-based cognitive therapy [59] and medication optimization [60, 61]. Our results suggest these approaches may also improve functioning and HRQoL in BD at euthymia. Functioning should also be added to the

category of marked moderators of HRQoL in BD. Functional remediation, which aims to develop cognitive strategies, psychoeducation about cognition, and problem-solving in the context of everyday life improves the functional outcome in euthymic individuals with BD [62, 63]. Our results thus suggest that this intervention may also improve HRQoL in BD. Potential concerns have been raised toward the use of the EQ-5D in BD, as this measure has been considered to more strongly reflect depression rather than other consequences of BD and misses large areas of mental HRQoL [64]. Our results obtained in a sample of euthymic participants suggest the opposite: the EQ-5D-3L index score was independently influenced by anxiety and functioning and, to a much lower extent, by residual depression. The classification of Grunze and Born [58] considered the possible impact of cognition on QoL in BD. Still, our results support neither a direct nor a total association between these two variables. In this classification, subsyndromal depression was considered a moderate correlate of QoL in BD, which was not supported by our study, perhaps due to the stringency of the criterion used to include euthymic participants. Finally, this classification reported a history of psychosis as having an unknown impact on QoL, whereas our results suggest a small albeit significant positive association between these two variables.

Several modifiable factors of psychosocial functioning were also identified in our study. Functioning was mainly influenced by subsyndromal depression, even though this variable showed a low range due to the stringent criterion used for inclusion. This finding is in accordance with previous cross-sectional [65] and longitudinal studies [16]. Our results suggest that targeting residual depressive symptoms, for instance, with adjunctive medication [66] and therapy programs [67–69], would improve functioning and QoL in BD at euthymia. The two other important

correlates of functioning were cognition and anxiety. Although numerous studies showed a consistent association between cognition and functioning in BD (see, for example [70]), they are much more scarce concerning the association between anxiety and functioning (see [19] for a review). These results suggest tackling cognitive deficits with cognitive remediation programs [55, 56] would improve functioning in BD at euthymia. The history of psychosis was unrelated to functioning, thus confirming a previous finding that this specifier explains very little of the variance in functioning [71].

Finally, the model presented in this study revealed few modifiable factors for cognition, except the prescription of antipsychotics, which was mildly associated with poorer cognitive performance, and anxiety, which was weakly associated with it. A previous individual patient data meta-analysis reported that the use of antipsychotics was associated with specific measures of verbal memory [23]. However, it is impossible to draw any conclusions concerning a causal link between antipsychotics and cognitive impairment. Longitudinal studies are needed to clarify the effect of antipsychotics on cognition in BD. They should consider each molecule's specific psychopharmacological properties, serum level, duration of exposure, and therapeutic response. Our results support a small negative impact of the history of psychosis on cognition in BD. Previous reports showed that cognitive impairments were associated with recent [72] and active psychotic features in BD but not with a history of remitted psychotic symptoms [73].

The present results must be interpreted in light of several limitations. First, the neuropsychological battery did not include measures of attention. Previous studies have identified attention as an important cognitive factor of the cognitive structure in BD through various factor analyses [46, 48]. In addition, our study lacked records of several important variables for QoL: medical and personality comorbidities, internalized stigma [74], and circadian rhythms, which have also been shown to be associated with QoL in BD [75]. There is little consensus within the literature on measuring QoL most accurately. Still, it may be argued that a measure of QoL specifically designed for BD [76] would have been preferable. Finally, the design of this study had two important limitations: the lack of comparison with a control group, which is required to infer whether the relationships presented in this model are specific to BD, and the cross-sectional design of this study, which makes it impossible to infer the direction of causality. The choice of the arrow direction from functioning to QoL was questionable, as some authors have postulated that psychological functioning measured with the Personal and Social Performance Scale may be influenced by perceived QoL in BD [11]. Longitudinal studies are needed to test the direction of the association between functioning and QoL, using, for instance, cross-lagged panel modeling, dual change score model, or latent difference score.

Supplementary material. The supplementary material for this article can be found at <http://doi.org/10.1192/j.eurpsy.2024.1789>.

Data availability statement. Due to ethical and legal restrictions, data involving clinical participants cannot be made publicly available. All relevant data are available upon request to the Fondation FondaMental for researchers who meet the criteria for access to confidential data.

Acknowledgments. We thank the Centre Hospitalier de Versailles and William Hempel (Alex Edelman & Associates) for editorial assistance.

Financial support. This study was supported by a grant from the Centre Hospitalier de Versailles (Bourse Registre 2019), the Fondation FondaMental, Créteil, France, and the Investissements d'Avenir Programs managed by the ANR under references ANR-11-IDEX-0004-02 and ANR-10-COHO-10-01.

Competing interest. The authors declare no competing interests exist.

References

- [1] Pascual-Sánchez A, Jenaro C, Montes-Rodríguez JM. Quality of life in euthymic bipolar patients: A systematic review and meta-analysis. *J Affect Disord* 2019;255:105–15. <https://doi.org/10.1016/j.jad.2019.05.032>.
- [2] Yen C-F, Cheng C-P, Huang C-F, Yen J-Y, Ko C-H, Chen C-S. Quality of life and its association with insight, adverse effects of medication and use of atypical antipsychotics in patients with bipolar disorder and schizophrenia in remission. *Bipolar Disord* 2008;10:617–24. <https://doi.org/10.1111/j.1399-5618.2007.00577.x>.
- [3] Atkinson M, Zibin S, Chuang H. Characterizing quality of life among patients with chronic mental illness: A critical examination of the self-report methodology. *Am J Psychiatry* 1997;154:99–105. <https://doi.org/10.1176/ajp.154.1.99>.
- [4] Rhee TG, Gillissie ES, Nierenberg AA, McIntyre RS. Association of current and remitted bipolar disorders with health-related quality of life: Findings from a nationally representative sample in the US. *J Affect Disord* 2023;321:33–40. <https://doi.org/10.1016/j.jad.2022.10.025>.
- [5] Cotrena C, Branco LD, Shansis FM, Fonseca RP. Executive function impairments in depression and bipolar disorder: Association with functional impairment and quality of life. *J Affect Disord* 2016;190:744–53. <https://doi.org/10.1016/j.jad.2015.11.007>.
- [6] Dias VV, Brissos S, Frey BN, Kapczinski F. Insight, quality of life and cognitive functioning in euthymic patients with bipolar disorder. *J Affect Disord* 2008;110:75–83. <https://doi.org/10.1016/j.jad.2008.01.010>.
- [7] Toyoshima K, Kako Y, Toyomaki A, Shimizu Y, Tanaka T, Nakagawa S, et al. Associations between cognitive impairment and quality of life in euthymic bipolar patients. *Psychiatry Res* 2019;271:510–5. <https://doi.org/10.1016/j.psychres.2018.11.061>.
- [8] Mackala SA, Torres JJ, Koziacky J, Michalak EE, Yatham LN. Cognitive performance and quality of life early in the course of bipolar disorder. *J Affect Disord* 2014;168:119–24. <https://doi.org/10.1016/j.jad.2014.06.045>.
- [9] Anaya C, Torrent C, Caballero FF, Vieta E, Bonnin CDM, Ayuso-Mateos JL, et al. Cognitive reserve in bipolar disorder: Relation to cognition, psychosocial functioning and quality of life. *Acta Psychiatr Scand* 2016;133:386–98. <https://doi.org/10.1111/acps.12535>.
- [10] Pogue YZ, Lavelle TA, Hodgkin D, Sylvia L, Ritter G, Nierenberg A. Psychometric performance of the SF-6D quality of life measure in an outpatient population with bipolar disorder. *J Ment Health Policy Econ* 2022;25:143–50.
- [11] Di Vincenzo M, Sampogna G, Della Rocca B, Brandi C, Mancuso E, Landolfi L, et al. What influences psychological functioning in patients with mood disorders? The role of clinical, sociodemographic, and temperamental characteristics in a naturalistic study. *Ann General Psychiatry* 2022;21:51. <https://doi.org/10.1186/s12991-022-00428-9>.
- [12] Provencher MD, Morton E, Beaudoin AS, Guillemette J, Rheault E, Mérette C, et al. The Quality of Life in Bipolar Disorder (QoLBD) Scale: Validation of a French cross-cultural adaptation. *Can J Psychiatr Rev Can Psychiatr* 2021;66:298–305. <https://doi.org/10.1177/0706743720948663>.
- [13] Tsapekos D, Strawbridge R, Cella M, Wykes T, Young AH. Predictors of psychosocial functioning in euthymic patients with bipolar disorder: A model selection approach. *J Psychiatr Res* 2021;143:60–7. <https://doi.org/10.1016/j.jpsychires.2021.08.013>.
- [14] Saito S, Fujii K, Ozeki Y, Ohmori K, Honda G, Mori H, et al. Cognitive function, treatment response to lithium, and social functioning in Japanese patients with bipolar disorder. *Bipolar Disord* 2017;19:552–62. <https://doi.org/10.1111/bdi.12521>.
- [15] Burdick KE, Goldberg JF, Harrow M. Neurocognitive dysfunction and psychosocial outcome in patients with bipolar I disorder at 15-year follow-

- up. *Acta Psychiatr Scand* 2010;122:499–506. <https://doi.org/10.1111/j.1600-0447.2010.01590.x>.
- [16] Bonnin CM, Martinez-Aran A, Torrent C, Pacchiarotti I, Rosa AR, Franco C, et al. Clinical and neurocognitive predictors of functional outcome in bipolar euthymic patients: A long-term, follow-up study. *J Affect Disord* 2010;121:156–60. <https://doi.org/10.1016/j.jad.2009.05.014>.
- [17] Gao K, Su M, Sweet J, Calabrese JR. Correlation between depression/anxiety symptom severity and quality of life in patients with major depressive disorder or bipolar disorder. *J Affect Disord* 2019;244:9–15. <https://doi.org/10.1016/j.jad.2018.09.063>.
- [18] Bonnin C, Del M, González-Pinto A, Solé B, Reinares M, González-Ortega I, Alberich S, et al. Verbal memory as a mediator in the relationship between subthreshold depressive symptoms and functional outcome in bipolar disorder. *J Affect Disord* 2014;160:50–4. <https://doi.org/10.1016/j.jad.2014.02.034>.
- [19] Léda-Régo G, Bezerra-Filho S, Miranda-Scippa Â. Functioning in euthymic patients with bipolar disorder: A systematic review and meta-analysis using the Functioning Assessment Short Test. *Bipolar Disord* 2020;22:569–81. <https://doi.org/10.1111/bdi.12904>.
- [20] Yoldi-Negrete M, Morera D, Palacios-Cruz L, Camarena B, Ortega H, Castañeda-Franco M, et al. Subsyndromal anxiety: Does it affect the quality of life? A study on euthymic patients with bipolar disorder. *Eur J Psychiatry* 2019;33:159–64. <https://doi.org/10.1016/j.ejpsy.2019.06.005>.
- [21] Wu H-I, Chang Y-H, Lai C-C, Wu JY-W, Chen S-L, Chu C-H, et al. The effect of comorbid anxiety disorder on neuropsychological function in bipolar II disorder. *Prog Neuro-Psychopharmacol Biol Psychiatry* 2011;35:1841–5. <https://doi.org/10.1016/j.pnpbp.2011.07.013>.
- [22] Bora E. Neurocognitive features in clinical subgroups of bipolar disorder: A meta-analysis. *J Affect Disord* 2018;229:125–34. <https://doi.org/10.1016/j.jad.2017.12.057>.
- [23] Bourne C, Aydemir O, Balanza-Martinez V, Bora E, Brissos S, Cavanagh JT, et al. Neuropsychological testing of cognitive impairment in euthymic bipolar disorder: An individual patient data meta-analysis. *Acta Psychiatr Scand* 2013;128:149–62. <https://doi.org/10.1111/acps.12133>.
- [24] First MB, Spitzer RL, Gibbon M, Williams JB. User's guide for the Structured clinical interview for DSM-IV axis I disorders SCID-I: Clinician version. Washington, D.C.: American Psychiatric Pub; 1997.
- [25] Montgomery SA, Asberg M. A new depression scale designed to be sensitive to change. *Br J Psychiatry J Ment Sci* 1979;134:382–9.
- [26] Young RC, Biggs JT, Ziegler VE, Meyer DA. A rating scale for mania: Reliability, validity and sensitivity. *Br J Psychiatry J Ment Sci* 1978;133:429–35.
- [27] Spielberger CD, Sydeman SJ. State-trait anxiety inventory and state-trait anger expression inventory. In: *The use of psychological testing for treatment planning outcome assess*. M. E. Maruish, Hillsdale, NJ, US: Lawrence Erlbaum Associates, Inc; 1994, p. 292–321.
- [28] Wechsler D. WAIS-III, Wechsler adult intelligence scale: Administration and scoring manual. San Antonio, TX: The Psychological Corporation; 1997.
- [29] Wechsler D, Coalson DL, Raiford SE. WAIS-IV: Wechsler adult intelligence scale. Pearson San Antonio, TX; 2008.
- [30] Delis DC. CVLT-II: California verbal learning test: Adult version. San Antonio, Texas: Psychological Corporation; 2000.
- [31] Wechsler D. Wechsler memory scale-Third Edition. San Antonio, TX: The Psychological Corporation; 1997.
- [32] Reitan RM. Validity of the trail making test as an indicator of organic brain damage. *Percept Mot Skills* 1958;8:271–6.
- [33] Golden CJ. A manual for the clinical and experimental use of the Stroop color and word test. Chicago, IL: Stoelting; 1978.
- [34] Lezak MD. Neuropsychological assessment. New York: Oxford University Press; 2004.
- [35] Conners CK, Staff M. Conners' Continuous Performance Test II. North Tonawanda NY Multi-Health Syst Inc 2000.
- [36] Godefroy O. La batterie GREFEX: données normatives. Fonctions exécutives et pathologies neurologiques et psychiatriques: Évaluation en pratique clinique. Fonct Exéc Pathol Neurol Psychiatr Eval En Prat Clin Solal, Marseille: 2008, p. 231.
- [37] Poitrenaud J, Deweer B, Kalafat M, Van der Linden M. Adaptation en langue française du California Verbal Learning Test. Paris: Les Editions du Centre de Psychologie Appliquée; 2007.
- [38] Jones SH, Thornicroft G, Coffey M, Dunn G. A brief mental health outcome scale-reliability and validity of the Global Assessment of Functioning (GAF). *Br J Psychiatry J Ment Sci* 1995;166:654–9.
- [39] Rosa AR, Sanchez-Moreno J, Martinez-Aran A, Salameró M, Torrent C, Reinares M, et al. Validity and reliability of the Functioning Assessment Short Test (FAST) in bipolar disorder. *Clin Pract Epidemiol Ment Health CP EMH* 2007;3:5. <https://doi.org/10.1186/1745-0179-3-5>.
- [40] EuroQol Group. EuroQol – A new facility for the measurement of health-related quality of life. *Health Policy Amst Neth* 1990;16:199–208. [https://doi.org/10.1016/0168-8510\(90\)90421-9](https://doi.org/10.1016/0168-8510(90)90421-9).
- [41] Chevalier J, de Pouvourville G. Valuing EQ-5D using time trade-off in France. *Eur J Health Econ HEPAC Health Econ Prev Care* 2013;14:57–66. <https://doi.org/10.1007/s10198-011-0351-x>.
- [42] Arbuckle R, Frye MA, Brecher M, Paulsson B, Rajagopalan K, Palmer S, et al. The psychometric validation of the Sheehan Disability Scale (SDS) in patients with bipolar disorder. *Psychiatry Res* 2009;165:163–74. <https://doi.org/10.1016/j.psychres.2007.11.018>.
- [43] Hayhurst H, Palmer S, Abbott R, Johnson T, Scott J. Measuring health-related quality of life in bipolar disorder: Relationship of the EuroQol (EQ-5D) to condition-specific measures. *Qual Life Res Int J Qual Life Asp Treat Care Rehab* 2006;15:1271–80. <https://doi.org/10.1007/s11136-006-0059-z>.
- [44] Hakkaart-van Roijen L, Hoesjebos MB, Regeer EJ, ten Have M, Nolen WA, Veraart CPWM, et al. The societal costs and quality of life of patients suffering from bipolar disorder in the Netherlands. *Acta Psychiatr Scand* 2004;110:383–92. <https://doi.org/10.1111/j.1600-0447.2004.00403.x>.
- [45] Vojta C, Kinosián B, Glick H, Altshuler L, Bauer MS. Self-reported quality of life across mood states in bipolar disorder. *Compr Psychiatry* 2001;42:190–5. <https://doi.org/10.1053/comp.2001.23143>.
- [46] Czobor P, Jaeger J, Berns SM, Gonzalez C, Loftus S. Neuropsychological symptom dimensions in bipolar disorder and schizophrenia. *Bipolar Disord* 2007;9:71–92. <https://doi.org/10.1111/j.1399-5618.2007.00428.x>.
- [47] Langenecker SA, Saunders EF, Kade AM, Ransom MT, McInnis MG. Intermediate: Cognitive phenotypes in bipolar disorder. *J Affect Disord* 2010;122:285–93. <https://doi.org/10.1016/j.jad.2009.08.018>.
- [48] Schretlen DJ, Pena J, Aretouli E, Orue I, Cascella NG, Pearlson GD, et al. Confirmatory factor analysis reveals a latent cognitive structure common to bipolar disorder, schizophrenia, and normal controls. *Bipolar Disord* 2013;15:422–33. <https://doi.org/10.1111/bdi.12075>.
- [49] Bonnin CM, Martinez-Aran A, Reinares M, Valenti M, Sole B, Jimenez E, et al. Thresholds for severity, remission and recovery using the functioning assessment short test (FAST) in bipolar disorder. *J Affect Disord* 2018;240:57–62. <https://doi.org/10.1016/j.jad.2018.07.045>.
- [50] Roux P, Brunet-Gouet E, Ehrminger M, Aouizerate B, Aubin V, Azorin JM, et al. Minimum clinically important differences for the Functioning Assessment Short Test and a battery of neuropsychological tests in bipolar disorders: Results from the FACE-BD cohort. *Epidemiol Psychiatr Sci* 2020;29:e144. <https://doi.org/10.1017/S2045796020000566>.
- [51] Cole DA, Ciesla JA, Steiger JH. The insidious effects of failing to include design-driven correlated residuals in latent-variable covariance structure analysis. *Psychol Methods* 2007;12:381–98. <https://doi.org/10.1037/1082-989X.12.4.381>.
- [52] Hu L, Bentler PM. Cutoff criteria for fit indexes in covariance structure analysis: Conventional criteria versus new alternatives. *Struct Equ Model Multidiscip J* 1999;6:1–55. <https://doi.org/10.1080/10705519909540118>.
- [53] Janssen MF, Szende A, Cabases J, Ramos-Goñi JM, Vilagut G, König HH. Population norms for the EQ-5D-3L: A cross-country analysis of population surveys for 20 countries. *Eur J Health Econ HEPAC Health Econ Prev Care* 2019;20:205–16. <https://doi.org/10.1007/s10198-018-0955-5>.
- [54] Cottrena C, Branco LD, Shansis FM, Fonseca RP. Predictors of quality of life in bipolar disorder: A path analytical study. *Psychiatry Res* 2020;285:112846. <https://doi.org/10.1016/j.psychres.2020.112846>.
- [55] Tsapekos D, Strawbridge R, Cella M, Young AH, Wykes T. Does cognitive improvement translate into functional changes? Exploring the transfer mechanisms of cognitive remediation therapy for euthymic people with

- bipolar disorder. *Psychol Med* 2021;1–9. <https://doi.org/10.1017/S0033291721002336>.
- [56] Ott CV, Vinberg M, Kessing LV, Bowie CR, Forman JL, Miskowiak KW. Effect of action-based cognitive remediation on cognitive impairment in patients with remitted bipolar disorder: A randomized controlled trial. *Bipolar Disord* 2021;23:487–99. <https://doi.org/10.1111/bdi.13021>.
- [57] Ehrminger M, Roux P, Urbach M, André M, Aouizerate B, Berna F, et al. The puzzle of quality of life in schizophrenia: Putting the pieces together with the FACE-SZ cohort. *Psychol Med* 2020;1–8. <https://doi.org/10.1017/S0033291720003311>.
- [58] Grunze H, Born C. The impact of subsyndromal bipolar symptoms on patient's functionality and quality of life. *Front Psychiatry* 2020;11:510. <https://doi.org/10.3389/fpsy.2020.00510>.
- [59] Perich T, Manicavasagar V, Mitchell PB, Ball JR, Hadzi-Pavlovic D. A randomized controlled trial of mindfulness-based cognitive therapy for bipolar disorder. *Acta Psychiatr Scand* 2013;127:333–43. <https://doi.org/10.1111/acps.12033>.
- [60] Sheehan DV, Harnett-Sheehan K, Hidalgo RB, Janavs J, McElroy SL, Amado D, et al. Randomized, placebo-controlled trial of quetiapine XR and divalproex ER monotherapies in the treatment of the anxious bipolar patient. *J Affect Disord* 2013;145:83–94. <https://doi.org/10.1016/j.jad.2012.07.016>.
- [61] Vieta E, Martínez-Arán A, Nieto E, Colom F, Reinares M, Benabarre A, et al. Adjunctive gabapentin treatment of bipolar disorder. *Eur Psychiatry J Assoc Eur Psychiatr* 2000;15:433–7. [https://doi.org/10.1016/s0924-9338\(00\)00514-9](https://doi.org/10.1016/s0924-9338(00)00514-9).
- [62] Bonnin CM, Torrent C, Arango C, Amann BL, Sole B, Gonzalez-Pinto A, et al. Functional remediation in bipolar disorder: 1-year follow-up of neurocognitive and functional outcome. *Br J Psychiatry J Ment Sci* 2016;208:87–93. <https://doi.org/10.1192/bjp.bp.114.162123>.
- [63] Torrent C, Bonnin C D M, Martínez-Arán A, Valle J, Amann BL, González-Pinto A, et al. Efficacy of functional remediation in bipolar disorder: A multicenter randomized controlled study. *Am J Psychiatry* 2013;170:852–9.
- [64] Brazier J, Connell J, Papaioannou D, Mukuria C, Mulhern B, Peasgood T, et al. A systematic review, psychometric analysis and qualitative assessment of generic preference-based measures of health in mental health populations and the estimation of mapping functions from widely used specific measures. *Health Technol Assess* 2014;18. <https://doi.org/10.3310/hta18340>.
- [65] Bowie CR, Depp C, McGrath JA, Wolyniec P, Mausbach BT, Thornquist MH, et al. Prediction of real-world functional disability in chronic mental disorders: A comparison of schizophrenia and bipolar disorder. *Am J Psychiatry* 2010;167:1116–24. <https://doi.org/10.1176/appi.ajp.2010.09101406>.
- [66] Garriga M, Solé E, González-Pinto A, Selva-Vera G, Arranz B, Amann BL, et al. Efficacy of quetiapine XR vs. placebo as concomitant treatment to mood stabilizers in the control of subthreshold symptoms of bipolar disorder: Results from a pilot, randomized controlled trial. *Eur Neuropsychopharmacol* 2017;27:959–69. <https://doi.org/10.1016/j.euroneuro.2017.08.429>.
- [67] Deckersbach T, Nierenberg AA, Kessler R, Lund HG, Ametrano RM, Sachs G, et al. RESEARCH: Cognitive rehabilitation for bipolar disorder: An open trial for employed patients with residual depressive symptoms. *CNS Neurosci Ther* 2010;16:298–307. <https://doi.org/10.1111/j.1755-5949.2009.00110.x>.
- [68] Gutierrez G, Stephenson C, Eadie J, Moghimi E, Omrani M, Groll D, et al. Evaluating the efficacy of web-based cognitive behavioral therapy for the treatment of patients with bipolar II disorder and residual depressive symptoms: Protocol for a randomized controlled trial. *JMIR Res Protoc* 2023;12:e46157. <https://doi.org/10.2196/46157>.
- [69] Solé B, Bonnin CM, Mayoral M, Amann BL, Torres I, González-Pinto A, et al. Functional remediation for patients with bipolar II disorder: Improvement of functioning and subsyndromal symptoms. *Eur Neuropsychopharmacol* 2015;25:257–64. <https://doi.org/10.1016/j.euroneuro.2014.05.010>.
- [70] Bonnin CM, Jiménez E, Solé B, Torrent C, Radua J, Reinares M, et al. Lifetime psychotic symptoms, subthreshold depression and cognitive impairment as barriers to functional recovery in patients with bipolar disorder. *J Clin Med* 2019;8:1046. <https://doi.org/10.3390/jcm8071046>.
- [71] Jiménez-López E, Sánchez-Morla EM, Aparicio AI, López-Villarreal A, Martínez-Vizcaíno V, Rodríguez-Jimenez R, et al. Psychosocial functioning in patients with psychotic and non-psychotic bipolar I disorder. A comparative study with individuals with schizophrenia. *J Affect Disord* 2018;229:177–85. <https://doi.org/10.1016/j.jad.2017.12.094>.
- [72] Levy B, Medina AM, Weiss RD. Cognitive and psychosocial functioning in bipolar disorder with and without psychosis during early remission from an acute mood episode: A comparative longitudinal study. *Compr Psychiatry* 2013;54:618–26. <https://doi.org/10.1016/j.comppsy.2012.12.018>.
- [73] Bowie CR, Best MW, Depp C, Mausbach BT, Patterson TL, Pulver AE, et al. Cognitive and functional deficits in bipolar disorder and schizophrenia as a function of the presence and history of psychosis. *Bipolar Disord* 2018;20:604–13. <https://doi.org/10.1111/bdi.12654>.
- [74] Post F, Pardeller S, Frajo-Apor B, Kemmler G, Söndermann C, Hausmann A, et al. Quality of life in stabilized outpatients with bipolar I disorder: Associations with resilience, internalized stigma, and residual symptoms. *J Affect Disord* 2018;238:399–404. <https://doi.org/10.1016/j.jad.2018.05.055>.
- [75] Slyepchenko A, Allega OR, Leng X, Minuzzi L, Eltayebani MM, Skelly M, et al. Association of functioning and quality of life with objective and subjective measures of sleep and biological rhythms in major depressive and bipolar disorder. *Aust N Z J Psychiatry* 2019;53:683–96. <https://doi.org/10.1177/0004867419829228>.
- [76] Michalak EE, Murray G, Collaborative RESEARCH Team to Study Psychosocial Issues in Bipolar Disorder (CREST.BD). Development of the QoL.BD: A disorder-specific scale to assess quality of life in bipolar disorder. *Bipolar Disord* 2010;12:727–40. <https://doi.org/10.1111/j.1399-5618.2010.00865.x>.