



HAL
open science

Colloid-induced multi-scale multiphase flow perturbations in porous media

Muqheet Iqbal, Sophie Roman, Catherine Noiriél, Cyprien Soullaine

► To cite this version:

Muqheet Iqbal, Sophie Roman, Catherine Noiriél, Cyprien Soullaine. Colloid-induced multi-scale multiphase flow perturbations in porous media. Introduction to X-ray computed tomography, Sep 2024, Ghent, Belgium. hal-04790144

HAL Id: hal-04790144

<https://hal.science/hal-04790144v1>

Submitted on 19 Nov 2024

HAL is a multi-disciplinary open access archive for the deposit and dissemination of scientific research documents, whether they are published or not. The documents may come from teaching and research institutions in France or abroad, or from public or private research centers.

L'archive ouverte pluridisciplinaire **HAL**, est destinée au dépôt et à la diffusion de documents scientifiques de niveau recherche, publiés ou non, émanant des établissements d'enseignement et de recherche français ou étrangers, des laboratoires publics ou privés.



Distributed under a Creative Commons Attribution 4.0 International License

Colloid-induced multi-scale multiphase flow perturbations in porous media

Muqet Iqbal¹ (muqet.iqbal@cns-orleans.fr), S. Roman¹, C. Noirielle², and C. Soulaire¹

¹Institut des Sciences de la Terre d'Orléans, UMR 7327 Université d'Orléans-BRGM-CNRS

²Géosciences Environnement Toulouse, Université de Toulouse

ISTO PORE

CNRS

UNIVERSITÉ TOULOUSE III PAUL SABATIER

Earth Sciences Institute of Orléans
ISTO

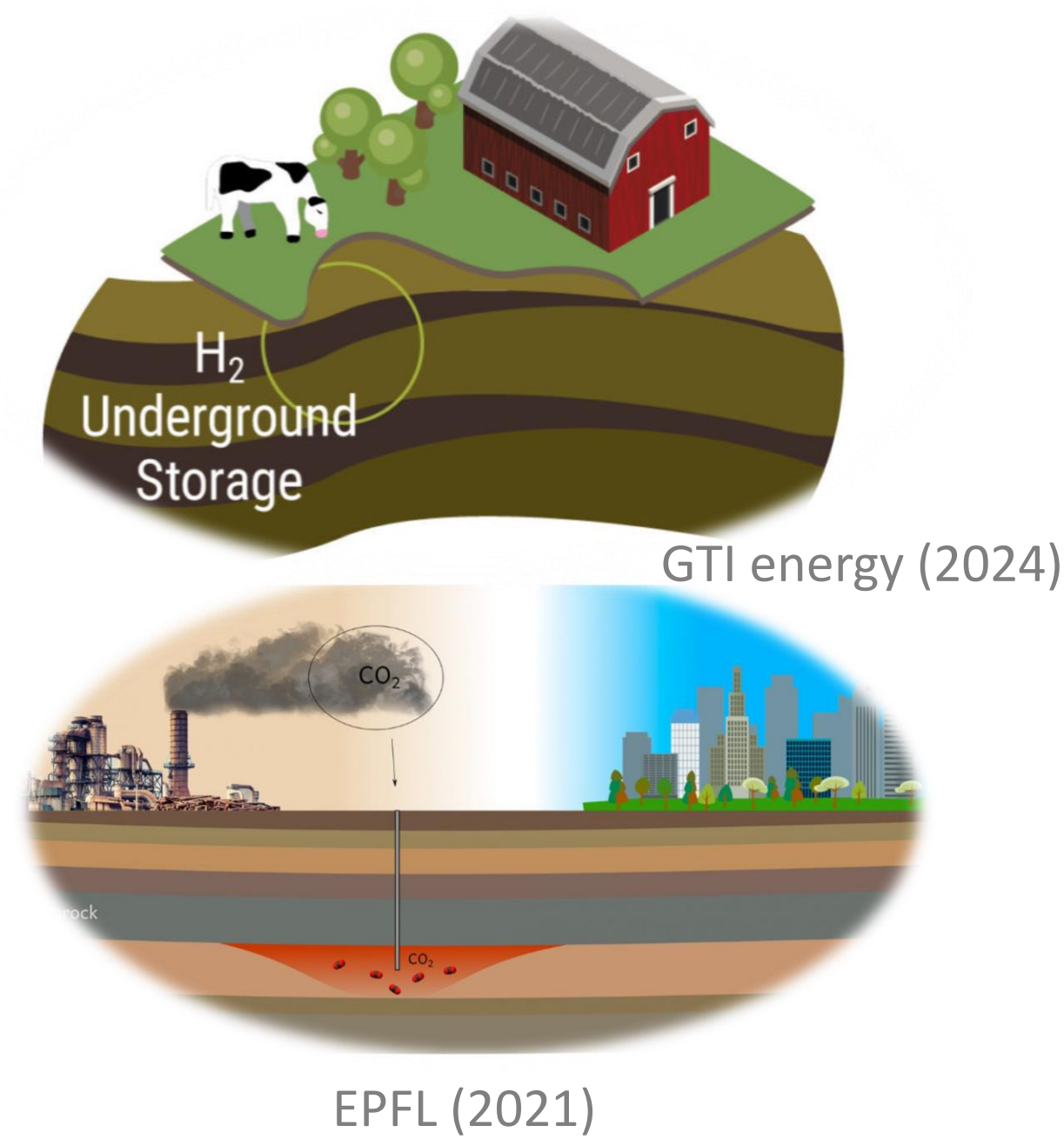
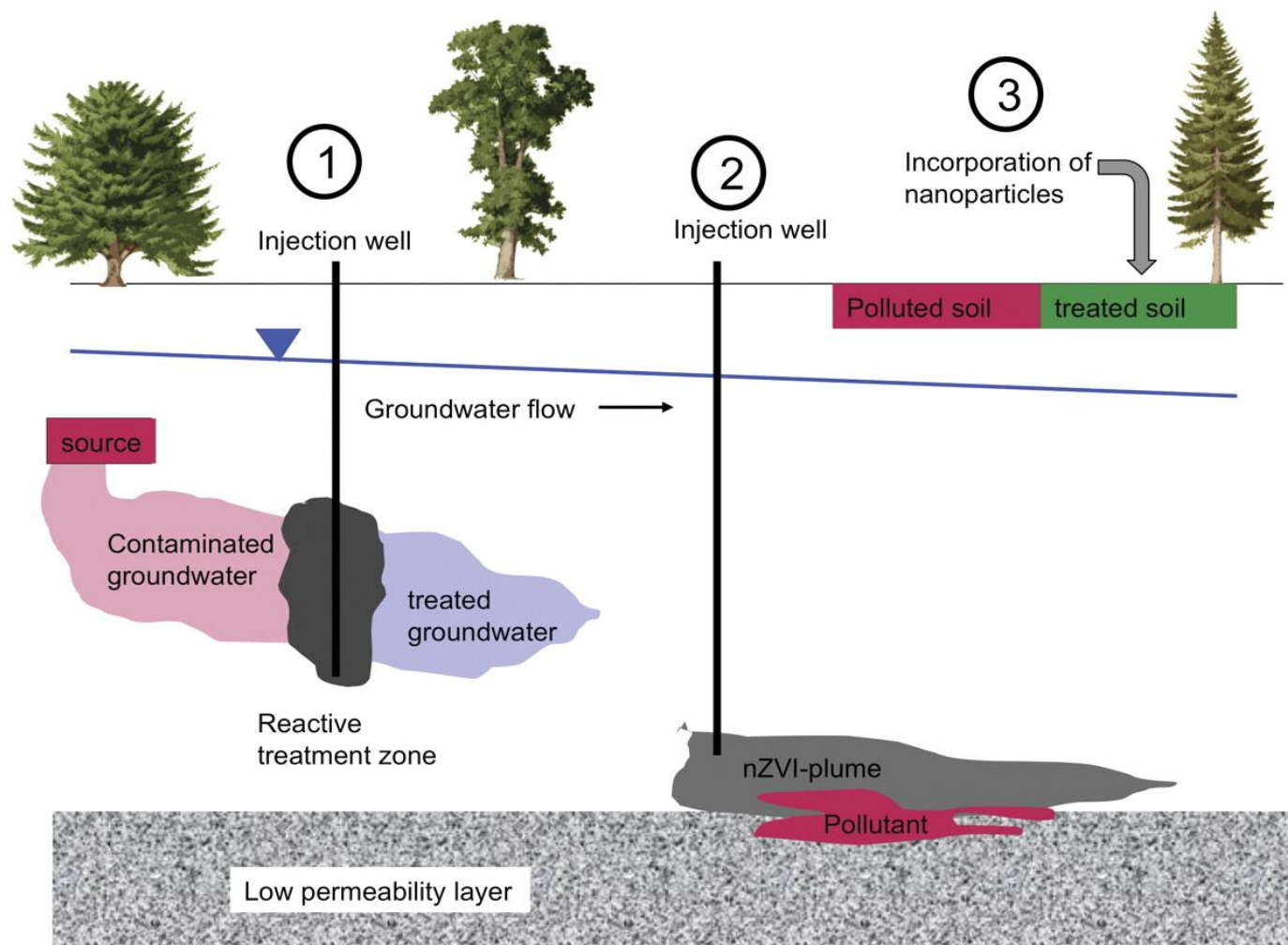
Université d'ORLÉANS

GÉOSCIENCES ENVIRONNEMENT TOULOUSE

Motivation

- Fate of colloids in porous media is important for many environmental applications including groundwater remediation.
- These colloids have huge potential to mobilize contaminants such as non-aqueous phase liquids (NAPL) trapped by capillary forces [1].

Groundwater remediation

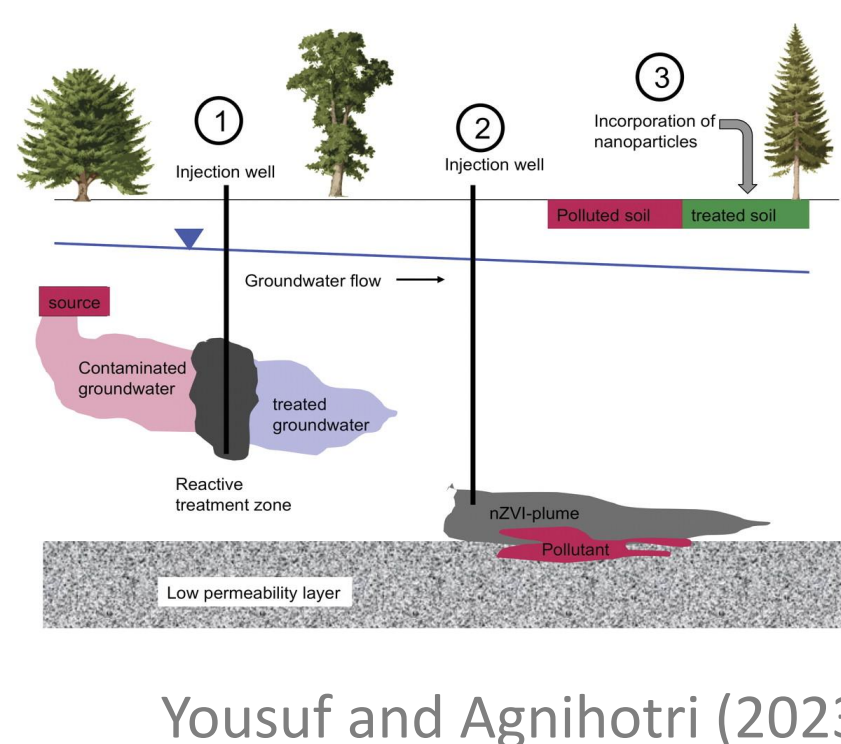


Scientific background

- Colloid transport is influenced by pore geometry, surface interactions, flow conditions, and particle size [2].
- Multi-scale mechanisms driving colloid-induced mobilization of NAPL, from microscopic interfaces to pore networks and field-scale processes, are poorly understood.
- To fill these knowledge gaps, this study aims to investigate the mechanisms behind colloid-induced pore clogging, which modifies flow and mobilizes trapped NAPL in porous media.

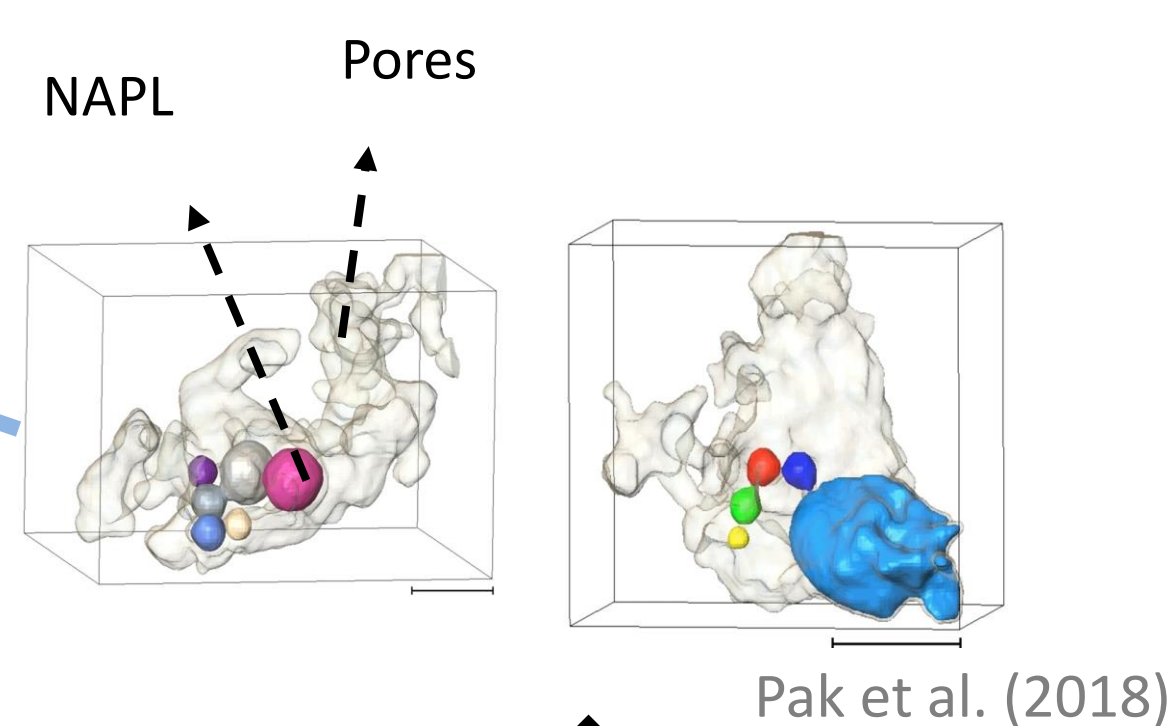
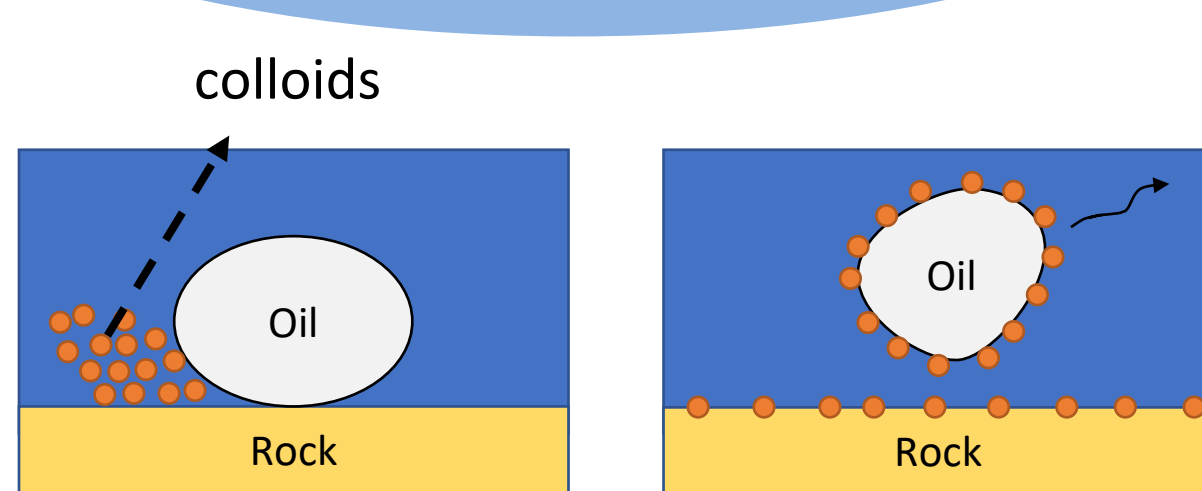
Macroscopic scale

Colloids are carriers of contaminants in porous media at column and field scale [1].




Network of pores

Reduction in interfacial tension and capillary forces eases the remobilization of the trapped NAPL phase [3].



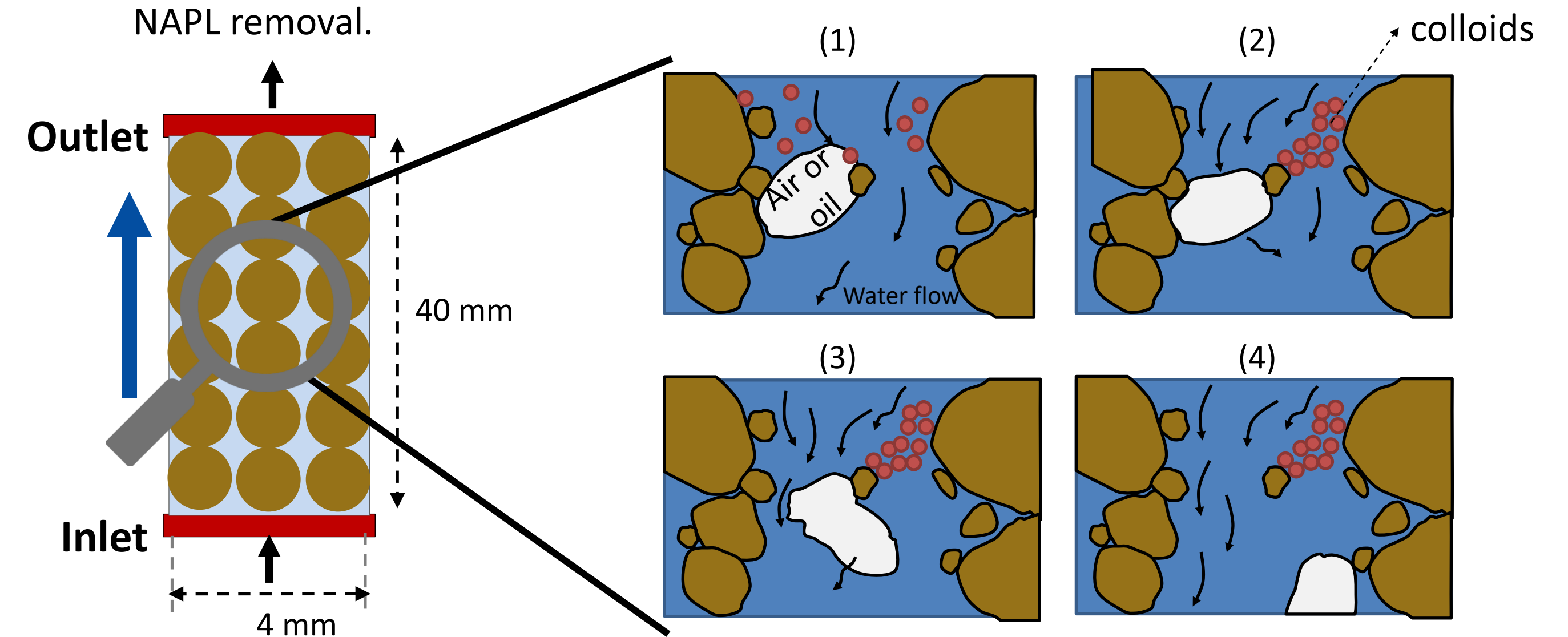
Microscopic interfaces

Evidence of pore clogging and hydrodynamic forces alteration from microfluidic experiments, however, lacking the third dimension [4-5].



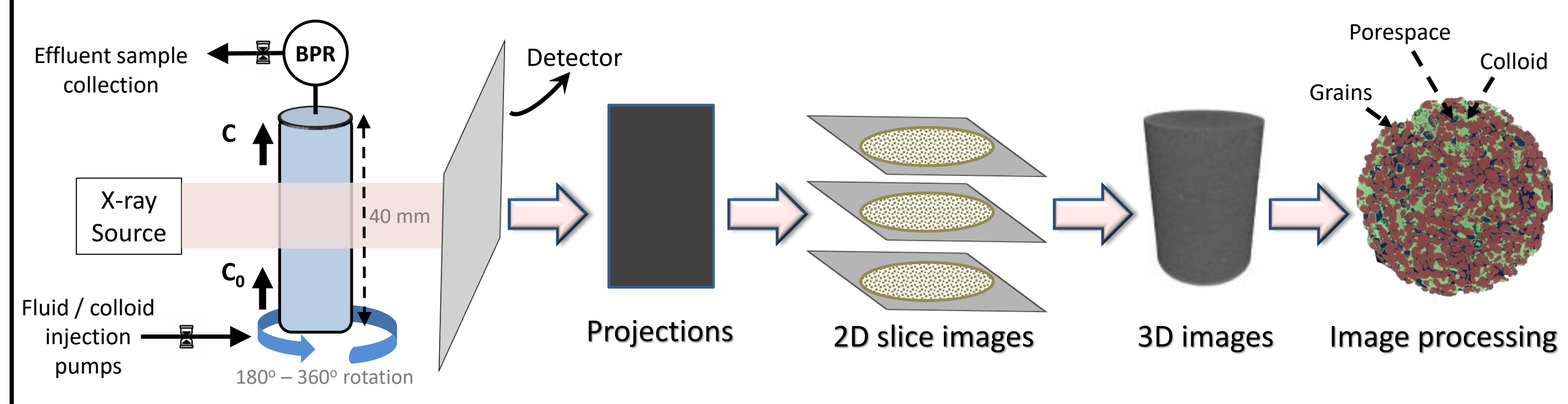
Flow-through experiments

- Upscale pore-scale dynamics using cylindrical samples of porous sintered glass with average pore throats in the range 30–70 μm.
- **Hypothesis:** Colloid deposition can clog pores and alter hydrodynamic forces which aid NAPL removal.



4D X-ray micro computed tomography

- X-rays enable high-resolution, non-destructive imaging at the pore-scale [6].
- We use time-resolved 3D X-ray micro-tomography to investigate colloid transport, pore clogging and flow modification under transient conditions.



Laboratory-scale



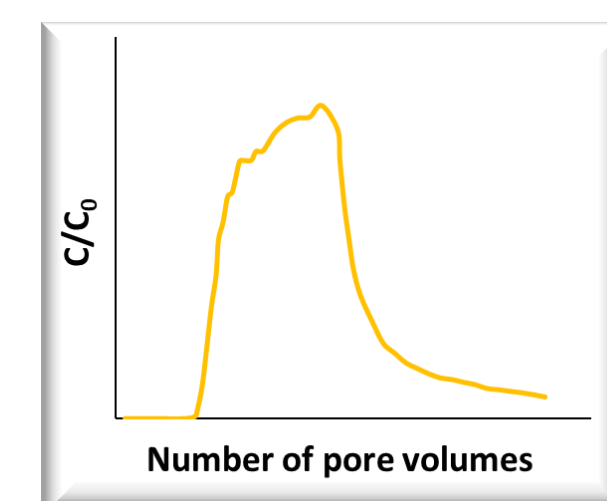
Synchrotron radiation



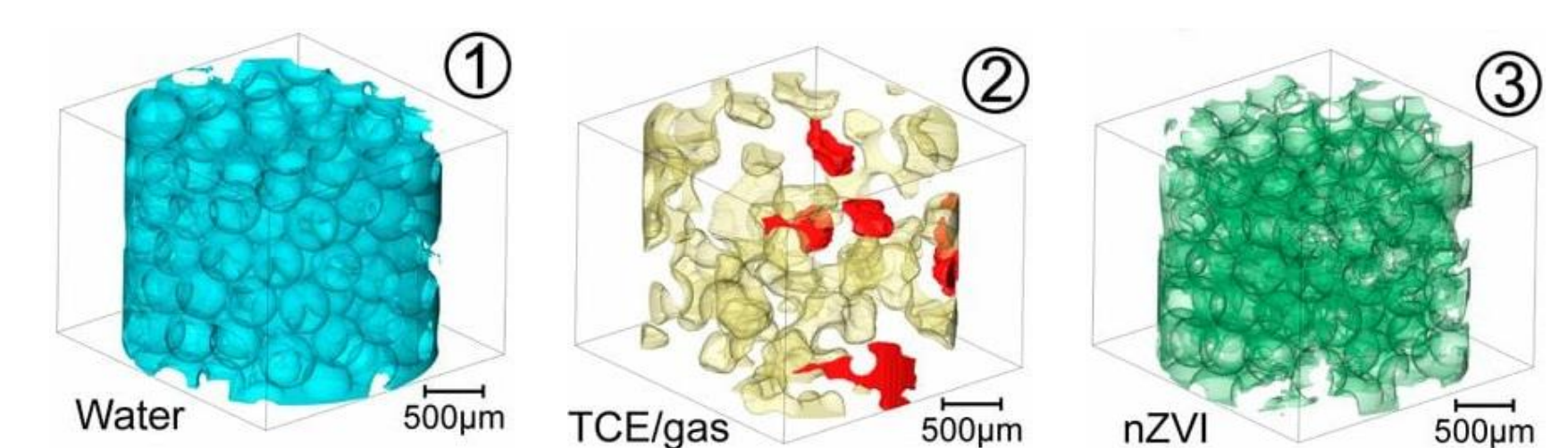
Expected results

- Provide distribution and evolution of pore clogging due to colloid deposition.
- Quantify NAPL remobilization induced by pore clogging.
- Provide high-quality 3D images to uncover hydro-electro-chemical processes.
- Provide optimized fluid injection strategies for groundwater remediation.
- Refine multi-scale flow and particle transport prediction using OpenFOAM [7].

Colloid breakthrough curves



Fluid / colloid redistribution



Summary

- Understanding the fate of colloids in porous media, such as rocks and soils, is crucial for environmental and geophysical applications including groundwater remediation.
- Colloids play an important role in mobilizing contaminants in subsurface systems. Limited knowledge on the mechanisms controlling colloid retention and transport hinders their widespread use.
- We propose time-resolved 3D X-ray micro-tomography to investigate colloid deposition, pore clogging and flow modification processes which aid NAPL removal.

References

- Schiefler, A. A. *et al. Environ. Sci. Nano* **10**, 2224–2231 (2023). [10.1039/D3EN00227F](https://doi.org/10.1039/D3EN00227F)
- Bradford, S. A. *et al. Water Resour. Res.* **38**, 63–1–63–12 (2002). [10.1029/2002WR001340](https://doi.org/10.1029/2002WR001340)
- Pak, T. *et al. Proc. Natl. Acad. Sci.* **117**, 13366–13373 (2020). [10.1073/pnas.1918683117](https://doi.org/10.1073/pnas.1918683117)
- Bizmark, N. *et al. Sci. Adv.* **6**, eabc2530 (2020). [10.1126/sciadv.abc2530](https://doi.org/10.1126/sciadv.abc2530)
- Roman, S. *et al. Adv. Water Resour.* **95**, 199–211 (2016). [10.1016/j.advwatres.2015.08.015](https://doi.org/10.1016/j.advwatres.2015.08.015)
- Noirielle, C. & Renard, F. *Comptes Rendus Géoscience* **354**, 255–280 (2022). [10.5802/crgeos.137](https://doi.org/10.5802/crgeos.137)
- Soulaire, C., *et al. Environ. Model. Softw.* **145**, 105199 (2021). [10.1016/j.envsoft.2021.105199](https://doi.org/10.1016/j.envsoft.2021.105199)



COCONUT



Let's connect