



HAL
open science

Photoresponse and figures of merit of ZnO nanorod-polymer based hybrid UV photodiodes

Keshav Nagpal, Erwan Rauwel, Frédérique Ducroquet, Isabelle Gelard,
Protima Rauwel

► To cite this version:

Keshav Nagpal, Erwan Rauwel, Frédérique Ducroquet, Isabelle Gelard, Protima Rauwel. Photoresponse and figures of merit of ZnO nanorod-polymer based hybrid UV photodiodes. E-MRS, Sep 2024, Varsovie, Poland. hal-04790106

HAL Id: hal-04790106

<https://hal.science/hal-04790106v1>

Submitted on 19 Nov 2024

HAL is a multi-disciplinary open access archive for the deposit and dissemination of scientific research documents, whether they are published or not. The documents may come from teaching and research institutions in France or abroad, or from public or private research centers.

L'archive ouverte pluridisciplinaire **HAL**, est destinée au dépôt et à la diffusion de documents scientifiques de niveau recherche, publiés ou non, émanant des établissements d'enseignement et de recherche français ou étrangers, des laboratoires publics ou privés.

Photoresponse and figures of merit of ZnO nanorod-polymer based hybrid UV photodiodes

Keshav Nagpal¹, Erwan Rauwel¹, Frédérique Ducroquet², Isabelle Gelard³, and Protima Rauwel*¹¹ Estonia University of Life Sciences, Tartu, Estonia² IMEP-LaHC, Micro and Nanotechnology innovation center, Grenoble, France³ LMGP, Micro and Nanotechnology innovation center, Grenoble, France

Introduction

- In this study, four different photodiodes (PD) were fabricated with configuration ITO/ZnO nanorods/F8BT/PEDOT:PSS/Ag.
- The ZnO nanorods were grown by using four seed layer alcohols including methanol, ethanol, isopropanol and aqueous ethanol (70%).
- The figures of merit of four photodiodes were evaluated by calculating sensitivity (S), responsivity (R), response times (T_{rise} and T_{decay}), and external quantum efficiency (EQE).

Fabrication of photodiodes

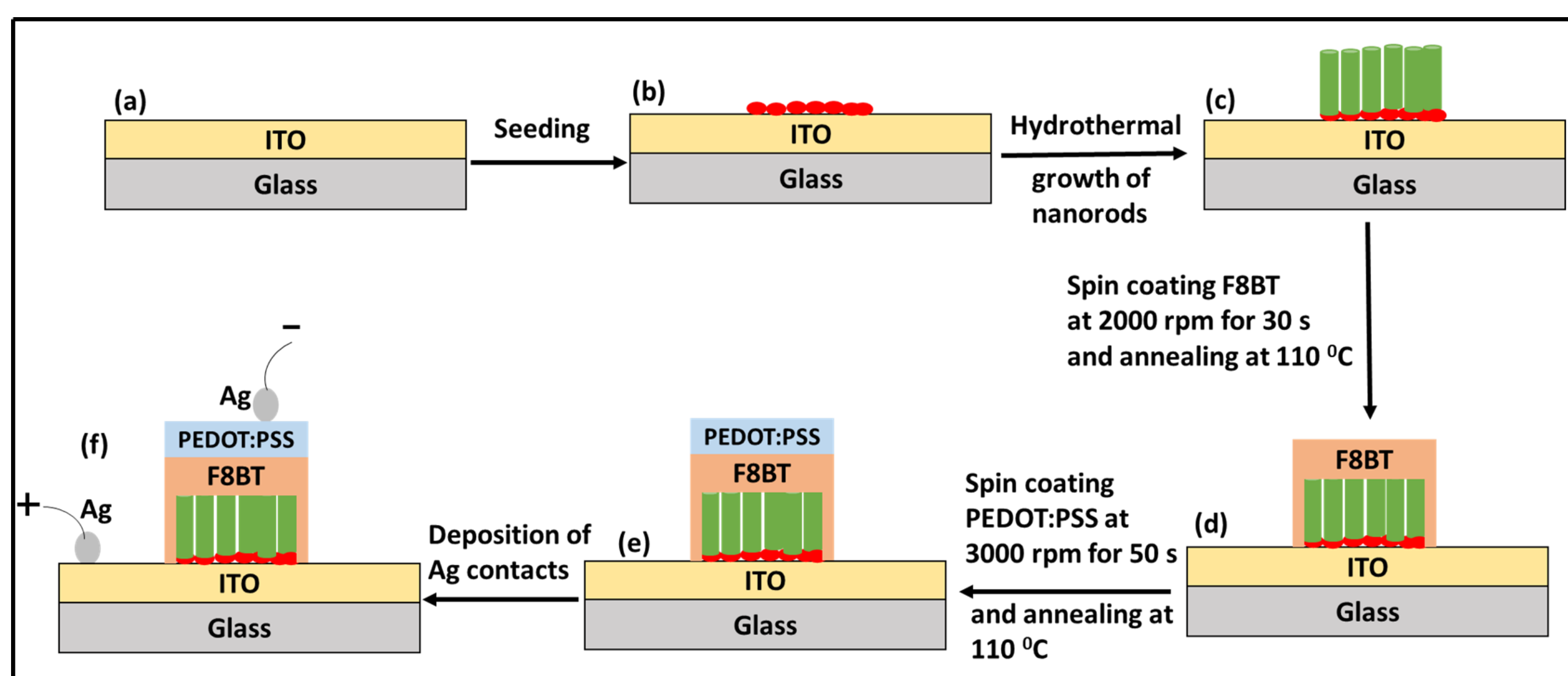


Figure.1: A schematic of the fabrication of ZnO nanorod-polymer based hybrid photodiodes.

Figures of merit of photodiodes

	Bias (-V)	S	R (A/W)	T_{rise} (s)	T_{decay} (s)	EQE (%)
PD-Methanol	0.1	1.24	0.08	7.7	97.1	25.2
	0.5	1.6	1.2	7.3	125.4	379.8
	1	1.9	3.15	6.6	111.8	1071.8
	2	2.5	8.14	6.6	108.3	2764.4
PD-Ethanol	0.1	1.4	0.01	7.6	90.2	4.2
	0.5	2.4	2.1	6.8	84.2	71.5
	1	3.5	0.8	6.2	70.6	268
	2	4.4	1.7	6.4	62.6	590
PD-Isopropanol	0.1	2	0.08	7.5	225.1	25.8
	0.5	1.8	1.15	7.5	147.7	391.5
	1	1.83	3.11	7.2	109.8	1054.8
	2	2.3	8.16	7.6	108.5	2773.2
PD-Ethanol(70%)	0.1	1.4	0.02	7.6	81	6.3
	0.5	2.3	0.3	6.7	90	99.4
	1	3.6	1	7.0	80.7	335.1
	2	3.7	1.8	7.0	69.4	603.2

Table.1: Sensitivity (S), responsivity (R), response times and EQE of photodiodes at four reverse biases of -0.1 V, -0.5 V, -1 V and -2 V.

Acknowledgement

This work was supported by ETAG Grant No. PRG 2115 and the French National Research Agency in the framework of the "investissements d'avenir" program (Grant No. ANR-15-IDEX-02).

Cross-sectional SEM image view of photodiodes




Figure.2: Cross-sectional SEM image view of photodiodes, where polymer layer is of ~ 130 nm thickness and nanorod layer is of ~ 1 μ m thickness.

Electrical characteristics of photodiodes

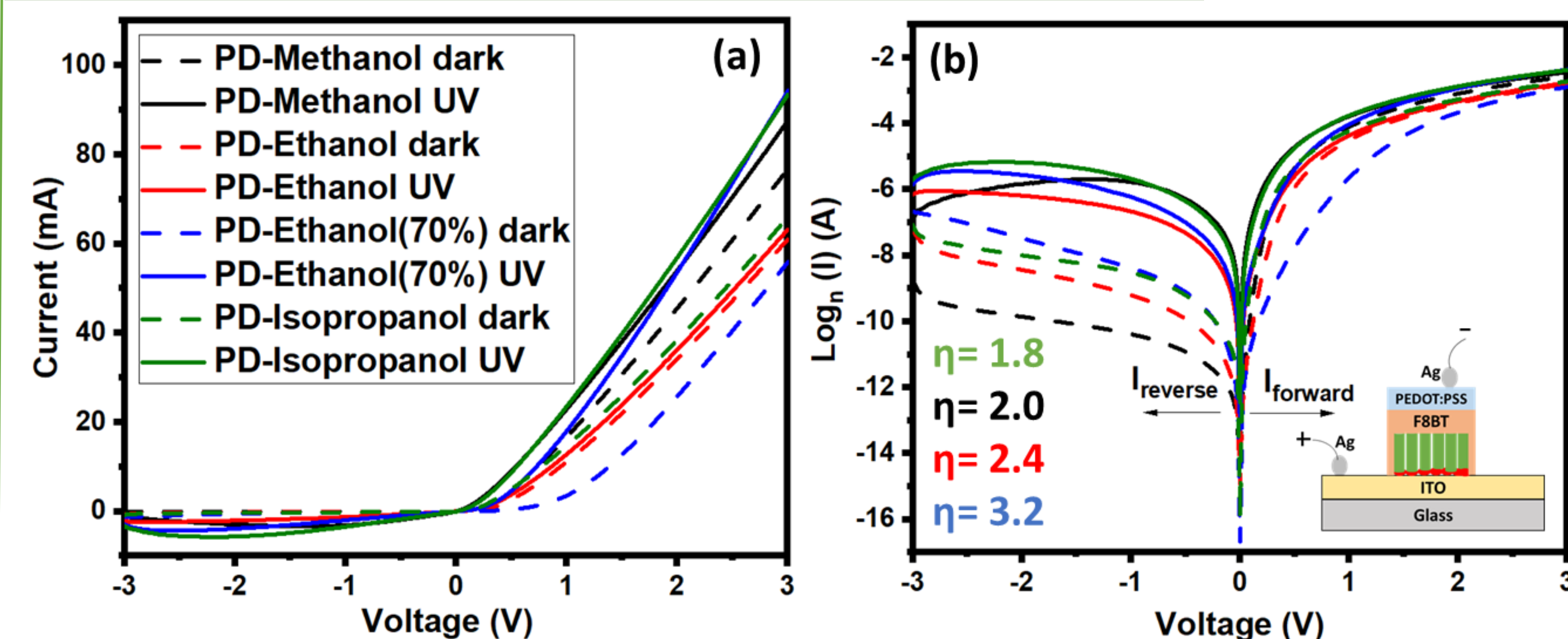


Figure.3: (a) I-V and (b) semi-log I-V characteristics of photodiodes under dark and UV light from -3 V to +3 V. An ideality factor of ~ 1.8 , ~ 2.0 , ~ 2.4 and ~ 3.2 was calculated for PD-Isopropanol, PD-Methanol, PD-Ethanol and PD-Ethanol(70%), respectively from their dark semi-log I-V curves.

Photoresponse and EQE of photodiodes

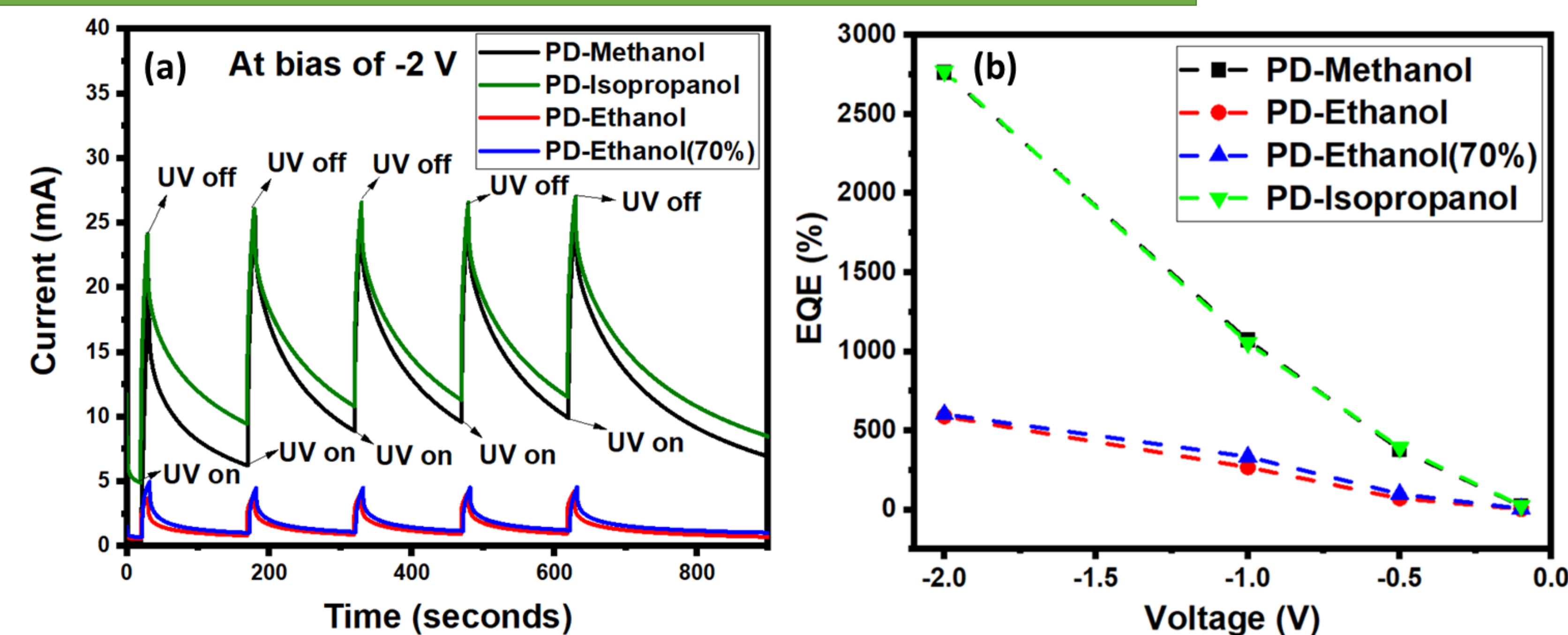


Figure.4: (a) Photoresponse of photodiodes at reverse bias of -2 V with several UV on/off cycles and (b) Comparison of the EQE of the photodiodes with respect to four reverse biases of -0.1 V, -0.5 V, -1 V and -2 V.

Conclusion

- The best performing photodiode of this study is PD-Methanol with good η of 2, good sensitivity, responsivity and highest EQE of $\sim 2760\%$ at reverse bias of -2 V.
- The configuration of photodiodes is a novel configuration and has never been studied before for UV radiation detection applications.

References

- Nagpal et al., *APL Materials* **12**, 061109 (2024)
- Nagpal et al., *Nanotechnology* **34**, 485602 (2023)
- Nagpal et al., *Nanomaterials*, **12**(19), 3546 (2022)

