



HAL
open science

Advancing Ancient Mollusk Shells as Multi-Proxy Archives of the Past

Clio Der Sarkissian, Jakob Thyrring, Xavier Mata, Jean Dumoncel, Sarah Ivorra, Allowen Evin, Ludovic Orlando, Chafik Samir, José Braga

► **To cite this version:**

Clio Der Sarkissian, Jakob Thyrring, Xavier Mata, Jean Dumoncel, Sarah Ivorra, et al.. Advancing Ancient Mollusk Shells as Multi-Proxy Archives of the Past. The 11th Symposium on Morphometrics and Evolution of Shape (SMEF2021), Jun 2021, Miontpellier, France. hal-04790074

HAL Id: hal-04790074

<https://hal.science/hal-04790074v1>

Submitted on 19 Nov 2024

HAL is a multi-disciplinary open access archive for the deposit and dissemination of scientific research documents, whether they are published or not. The documents may come from teaching and research institutions in France or abroad, or from public or private research centers.

L'archive ouverte pluridisciplinaire **HAL**, est destinée au dépôt et à la diffusion de documents scientifiques de niveau recherche, publiés ou non, émanant des établissements d'enseignement et de recherche français ou étrangers, des laboratoires publics ou privés.



Distributed under a Creative Commons Attribution - NonCommercial - NoDerivatives 4.0 International License

Advancing Ancient Mollusk Shells as Multi-Proxy Archives of the Past



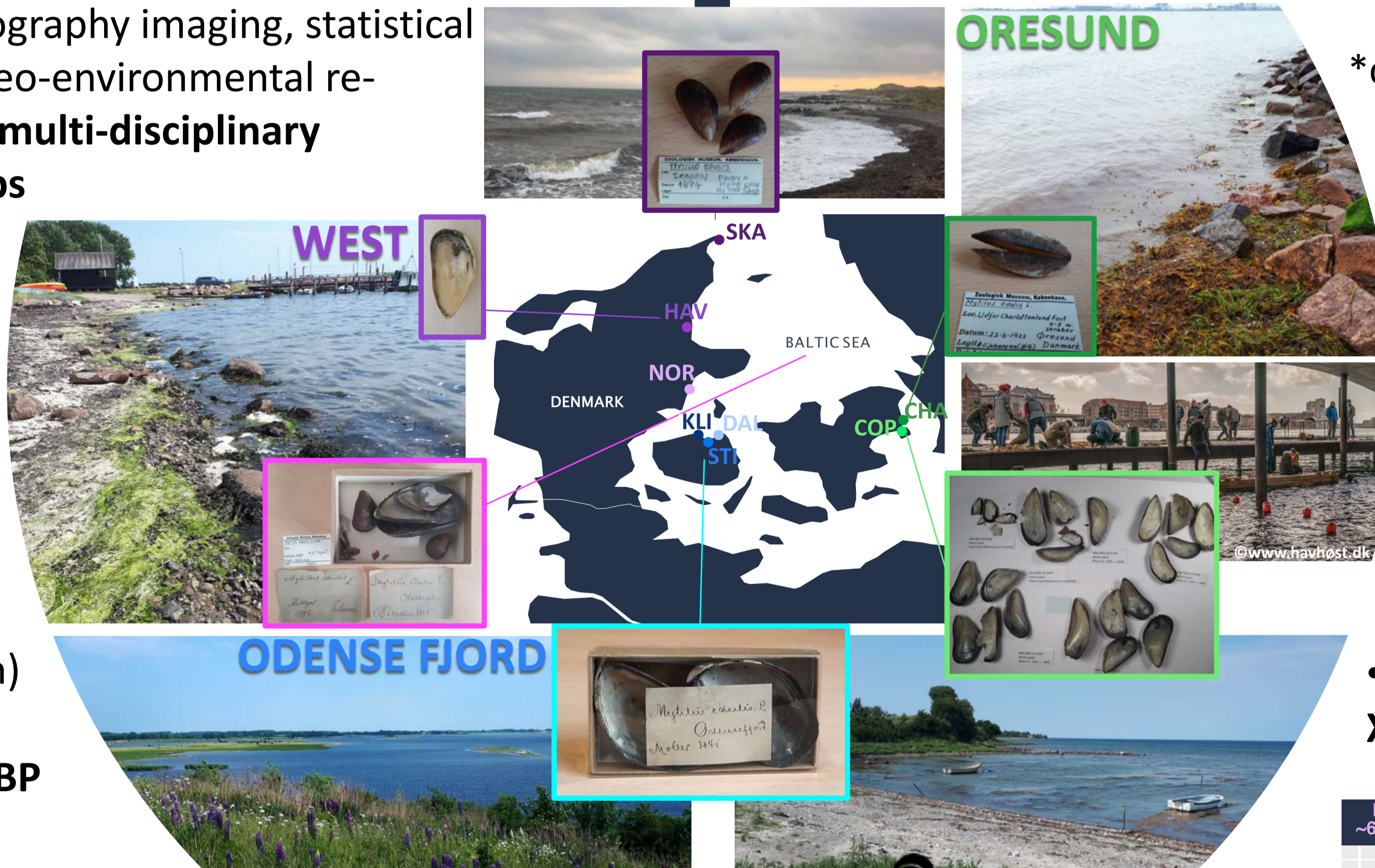
Clio Der Sarkissian¹, Jakob Thyrring^{2,3}, Xavier Mata¹, Jean Dumoncel¹, Sarah Ivorra⁴, Allowen Evin⁴, Ludovic Orlando¹, Chafik Samir⁵, José Braga¹

¹University Paul Sabatier, Centre for Anthropobiology and Genomics of Toulouse UMR5288; ²Aarhus University, Department of Bioscience; ³University of British Columbia, Department of Zoology; ⁴Montpellier University, Institute of Evolutionary Science of Montpellier; ⁵Clermont Auvergne University, Laboratory of Informatics, Modelling and Optimization of the Systems UMR6158

BACKGROUND

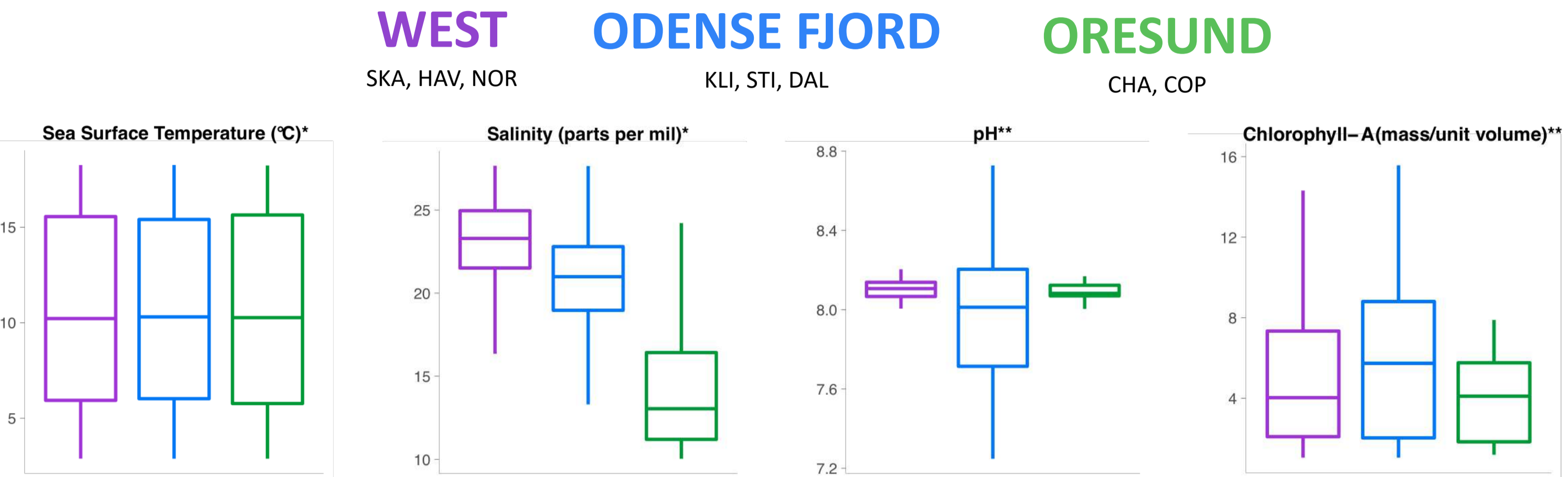
Mollusk shells were recently revealed as **metagenomic archives of the past**, potentially covering the last 100,000 years. This has not only opened new avenues for ancient DNA research but also added DNA to the list of morphological, structural and biogeochemical shell proxies that inform about the evolution, life history, stress responses and past environments of mollusks. Multi-proxy studies thus offer the unique opportunity to characterize, at high resolution, the dynamics of their different **biological responses to environmental changes**.

Here, we focus on **marine mussels** as model organisms for eco-evolutionary studies. We combine 3D computed tomography imaging, statistical shape analyses, diffeomorphometry, paleo-environmental reconstruction and ancient genomics. In a **multi-disciplinary approach**, to investigate the **relationships between the shell morphology and genomic composition of wild *Mytilus edulis* x *M. trossulus* hybrid zone** at both the **spatial and temporal scales**.



ENVIRONMENT

• **3 REGIONS** sampled for modern shells and tissues



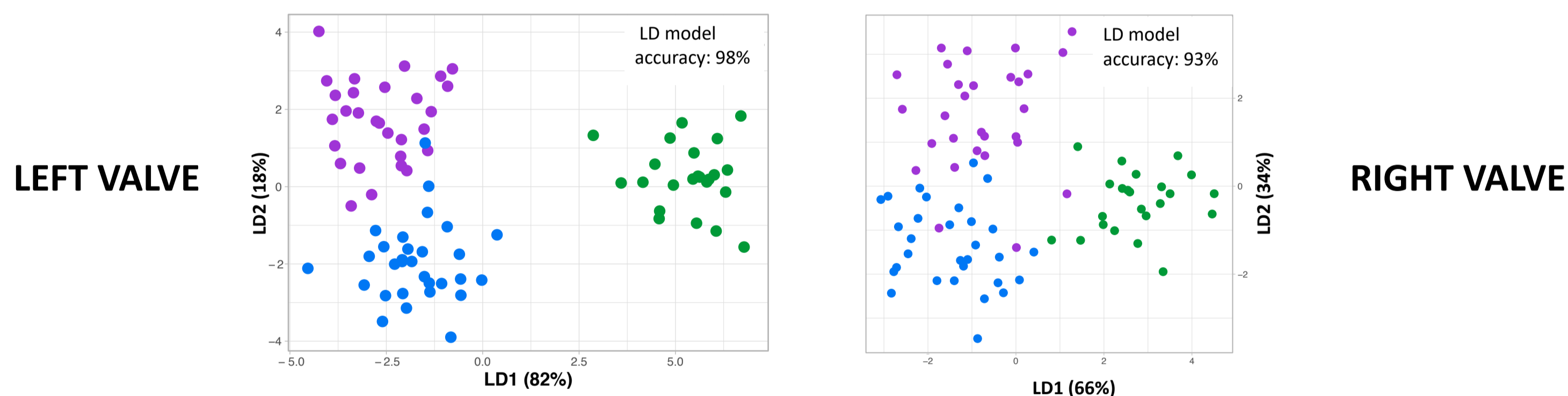
*daily and **monthly means obtained for 2018 from the Copernicus Marine Environment Monitoring Service (CMEMS)

• Past environmental conditions reconstructed through isotopic analyses of ancient shells (e.g., $\delta^{18}\text{O}_{\text{shell}}$, $\delta^{13}\text{C}_{\text{shell}}$).

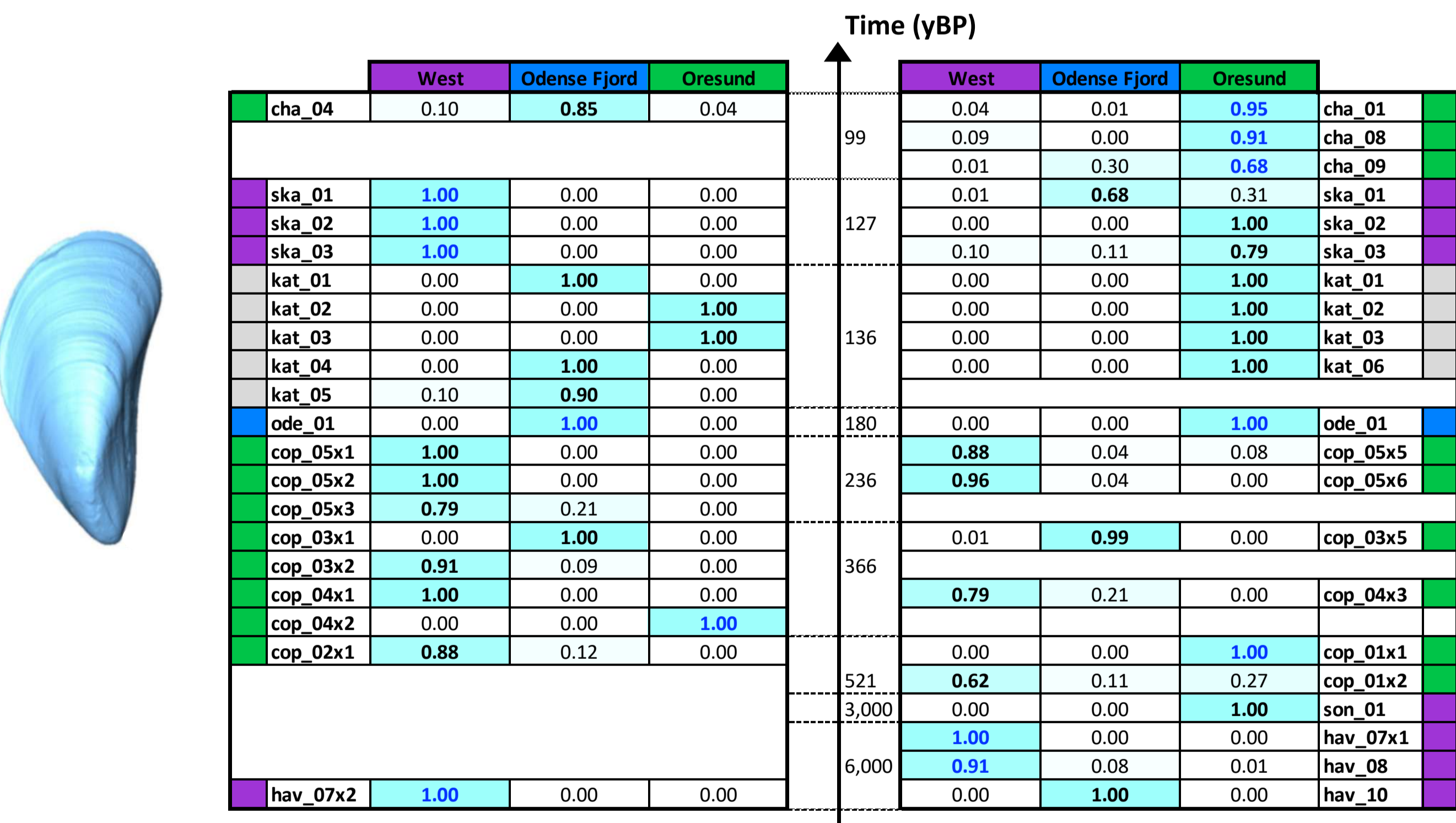
SHELL MORPHOLOGY

- 206 micro-CT scans (<58 μm resolution)
- 83 modern complete shells
- 40 ancient shells dated to ~99-6,000 yBP

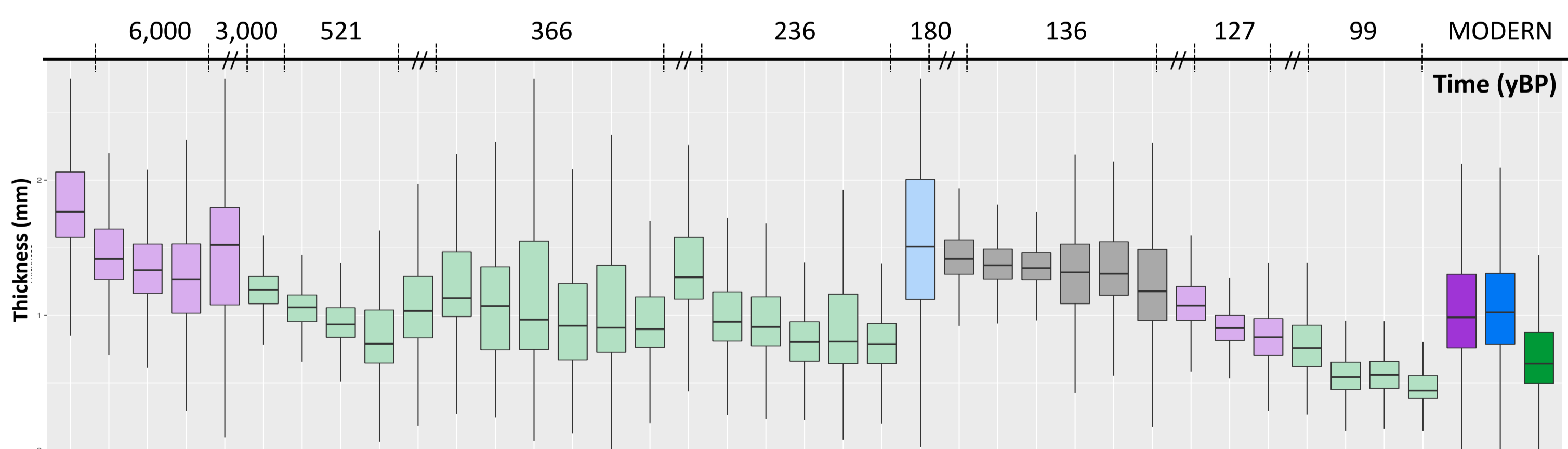
• **DIFFEOMORPHIC DIFFERENTIATION OF MODERN SHELLS BY BALTIC SEA REGION**
Linear Discriminant (LD) functions for modern shape variation (shells colored by REGION of origin)



• **TEMPORAL CHANGES IN MORPHOLOGICAL POPULATION AFFINITIES**
LD Posterior probabilities for REGION prediction of ancient shells



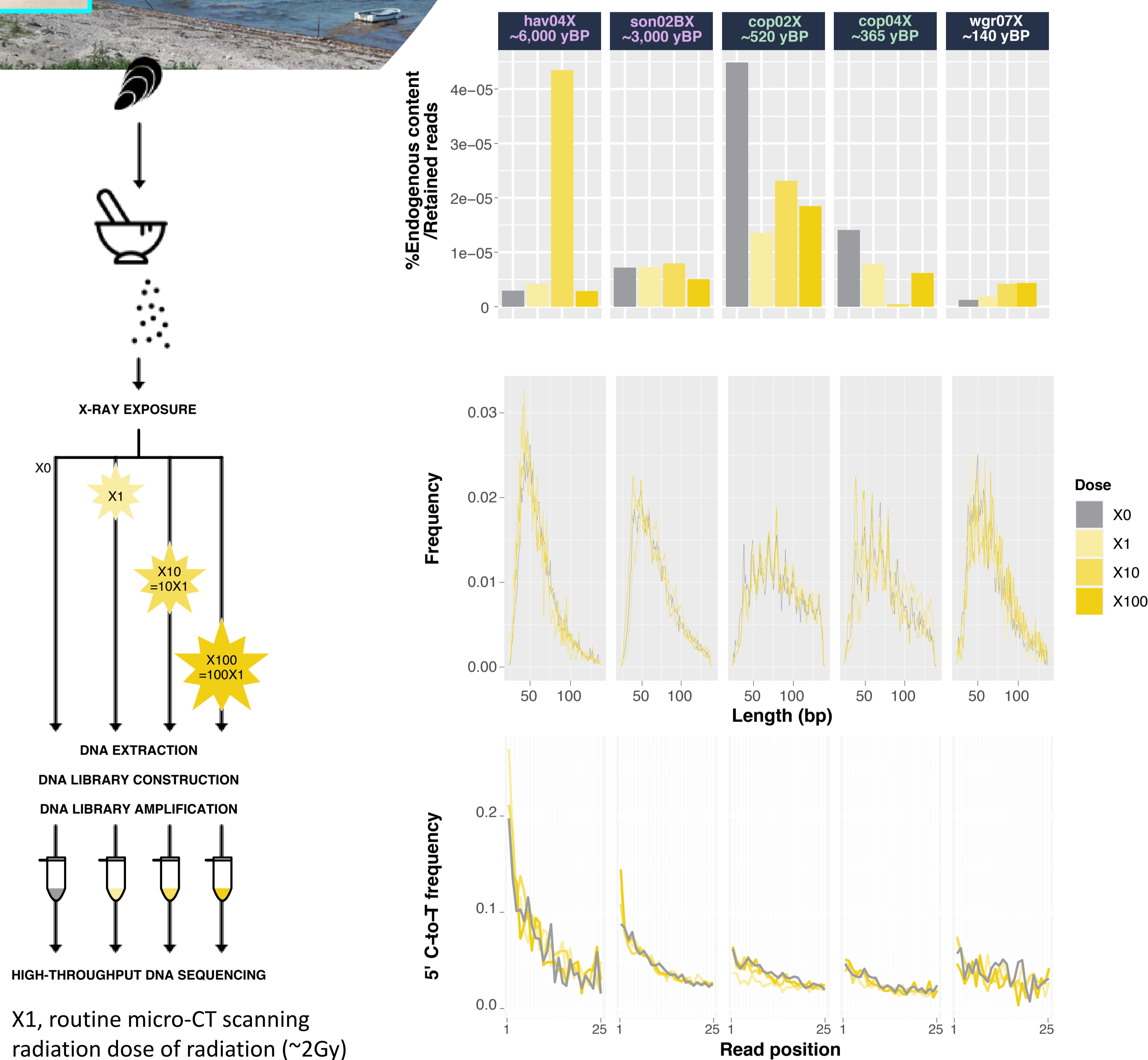
• **LOCAL DECREASE IN SHELL THICKNESS THROUGH TIME**



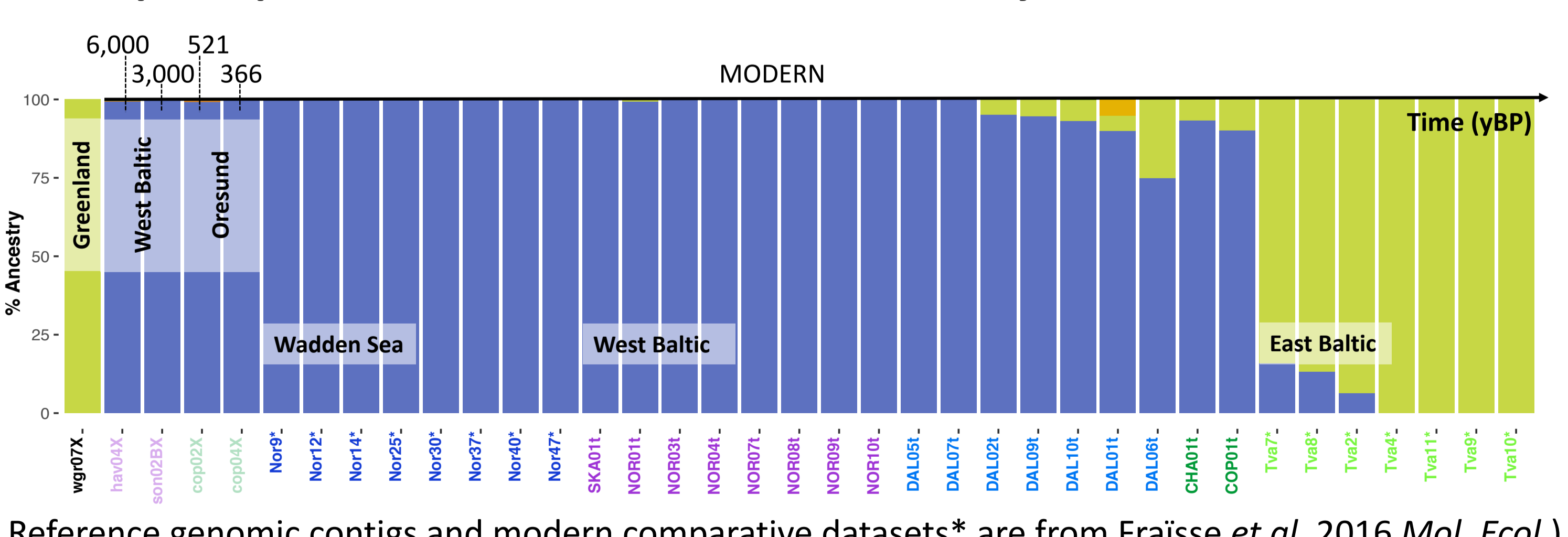
For each shell, thickness was measured at ~50,000 points on the surface.

GENOMICS

• **NO SIGNIFICANT IMPACT OF ROUTINE X-RAY EXPOSURE ON ANCIENT DNA**



• **ANCIENT AND MODERN POPULATION STRUCTURE: geographical and temporal patterns of *M. edulis* x *M. trossulus* hybridization**



Reference genomic contigs and modern comparative datasets* are from Fraïsse *et al.* 2016 *Mol. Ecol.*

• **Associated References:**

Der Sarkissian *et al.* 2017 *Mol. Ecol. Res.* 17(5):835-853. doi: 10.1111/1755-0998.12679

Der Sarkissian *et al.* 2020 *Front. Ecol. Evol.* 8:37. doi: 10.3389/fevo.2020.00037

• **Acknowledgments:** CAGT: Morgane Gibert. Natural History Museum of Denmark: Pernille Banggaard, Svend Funder, Kristian Gregersen, Peter Carsten Ilsøe, Tom Schiøtte, Martin Vinther Sørensen. Copenhagen City Museum: Jane Jark Jensen, Gunvor Christiansen. Museum Salling: Inge Kjær Kristensen. Havhøst: Joachim Hjerl



MITI AAP 2020 - Adaptation