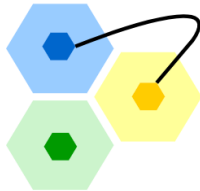


ArchiMateCG



A prototype and demonstrator under development

ArchiMateCG is a solution aiming at assessing the value of using ArchiMate **Interactive Compound Graphs** for the various stakeholders involved in architecting the enterprise for its digitalisation and who adopted the [ArchiMate® 3.1](#) language as the standardized architecture description language.

ArchiMateCG aims at serving actors dealing with End to End Digital Processes, Model Based System Engineering, Product Lifecycle Management industrial approach (as defined by [CIMDATA](#)) and Interoperability of Enterprise Application.

For this, ArchiMateCG supports creation of advanced interactive compound graphs visualization and algorithms in order to analyze architecture descriptions and blueprints produced using the ArchiMate language.

ArchiMateCG is not intended to replace legacy ArchiMate modeling platforms and enterprise repositories, but to complement and extend them with previously described features.

Consequently ArchiMateCG comes with various import and export functionalities, and complementary sets of scripts for [Archi](#) and [Enterprise Architect](#).

ArchiMateCG is realized by combined usage of standardized Web technologies such as HTML, SVG and JavaScript, in order to run on and require only a Web Navigator.

Finally ArchiMateCG is a research incubator, aiming at demonstrating and assessing research results on Continuous Operational Interoperability for digital collaboration within and between enterprises applying Model Based approaches. It will in particular address the combined usage of [Linked Data](#), [Semantic Web](#), [Standardized Application Protocols](#) and [Graph based technologies](#).

ArchiMateCG

File Compound Graph Composite Graph Graph manipulation Nodes Messages

☒ Randomize ☐ DaD ☐ Edge Draw

Compound Drag and Drop Off

Draw mode on

Delete: Selected Unselected All

Restore

Hide: Selected Unselected Show All

Create Node

Label: Welcome to ArchiMateCG tag

Node Type: metamodel Tag

Edge Type: undefined Tag

Filter expression:

Select

Property: type

Remove: Selected Unselected All

Value:

PROPERTIES

Label and Description

EA Properties

CG Properties

Visual Properties

parent:

timestamp: Sun Mar 13 2022 16:07:12 GMT+0100 (CET)

Label: Welcome to ArchiMateCG

Description

ArchiMateCG is a solution aiming at assessing the value of using ArchiMate Interactive Compound Graphs for the various stakeholders involved in architecting the enterprise for its digitalisation and who adopted the ArchiMate language as the standardized architecture description language.

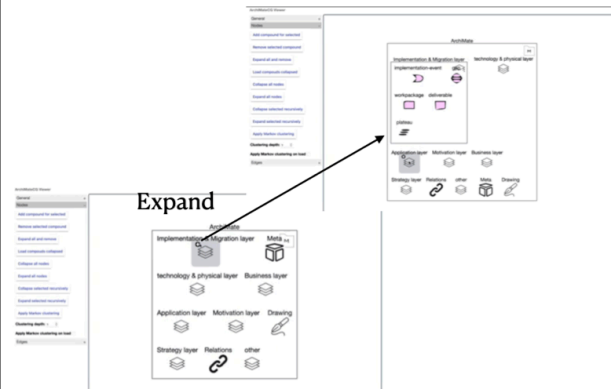
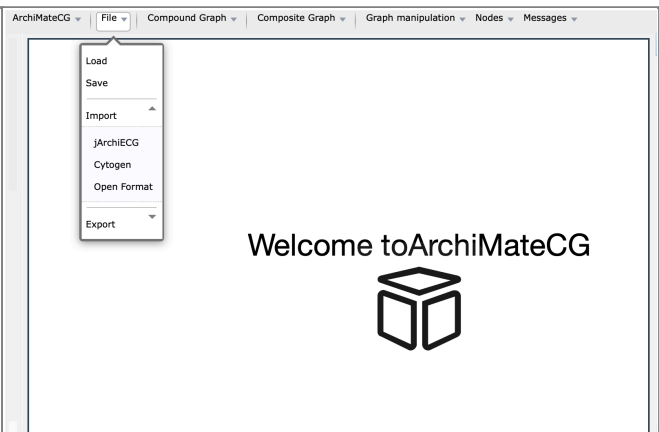
ArchiMateCG aims at serving actors dealing with End to End Digital Processes, Model Based System Engineering, Product Lifecycle Management industrial approach and Interoperability of Enterprise Application components.

reset save

Import models from Archi and other ArchiMate models repositories in order to take advantage of the functionalities provided by ArchiMateCG

This can be made relying on:

- specific JSON data models
- the XML Open Exchange Format defined by the Open Group
- and in the future many other syntaxes



Collapse or Extend the graph nodes taking advantage of automated layouts adapted to compound graphs.

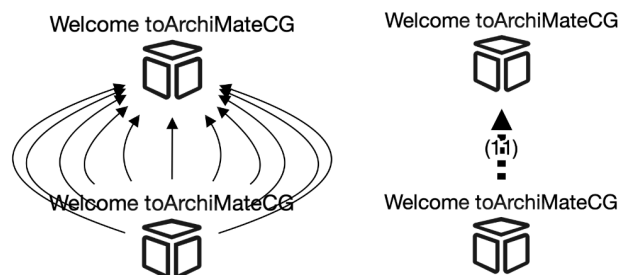
This can be done on:

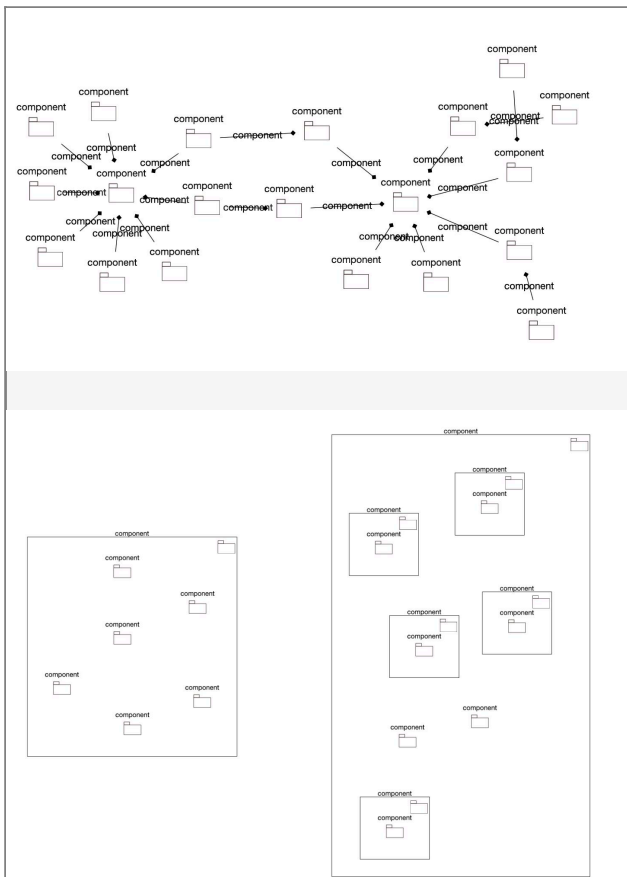
- the whole graph
- a given compound element
- a selection of elements

Collapse or Extend the Graph Edges taking advantage of automated layouts adapted to compound graphs.

This can be done on:

- the whole graph
- a given selection of edges
- the edges existing between a selections of nodes





Let's change the presentation of a composite model.

This can be done by:

- Transforming a graph of model elements with composition relationships on compound nodes
- Transforming compound nodes reflecting a composition in a graph

The composition relationships are preserved, even if not displayed on the graph.

You can also show graph content as dynamic interactive matrixes, displaying various graph characteristics or calculate weights.

Let's manipulate the graphs in order to show what you expect

This can be done by:

- Hiding a selection of nodes
- Removing a selection of nodes
- Preventing the users or the software to move a selection of nodes

The reverse operations can be made.

Selections can be made manually, through a filter expression on data (properties of nodes and edges) based on shortest path or neighborhood.

Graph manipulation ▾
Nodes ▾
Messages ▾

Show/Hide

- Hide selected
- Hide non selected
- Unhide all

Grabify/Ungrabify


- Ungrabify selected
- Ungrabify non selected
- Grabify selected
- Grabify non select

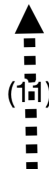
Lock/Unlock


- Lock selected
- Lock non selected
- Unlock selected
- Unlock non select

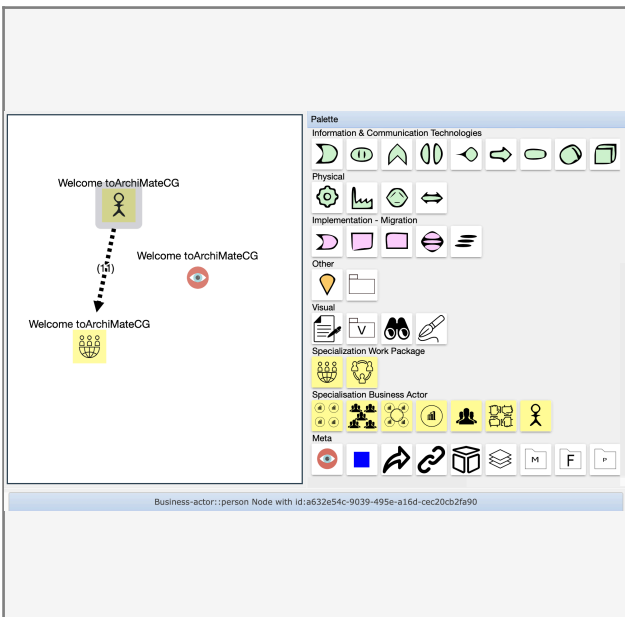
Remove/Restore

- Remove selected
- Remove unselected
- Remove all
- Restore

Welcome toArchiMateCG




Welcome toArchiMateCG




Let's Create complementary models elements, as nodes, compound nodes and edges

This can be done by relying on :

- an enrichment of the ArchiMate language suited for Architects' needs
- specializations of ArchiMate
- ergonomic combined usage of a palette and of action buttons

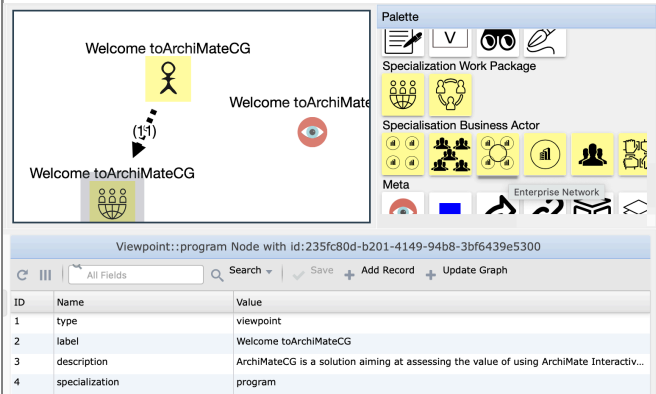
The goal is to reach the same level of ergonomics than mindmap solutions.

Let's visualize, modify and create properties of the model elements and relationships

This can be done with :

- the property pane displaying what concerns double clicked graph elements
- the node creation menu

The goal is to access both data model and visual properties of the nodes, in order to control both the content and how it is rendered.

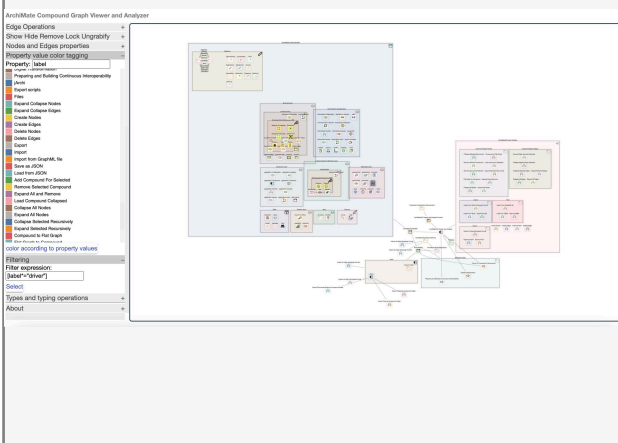


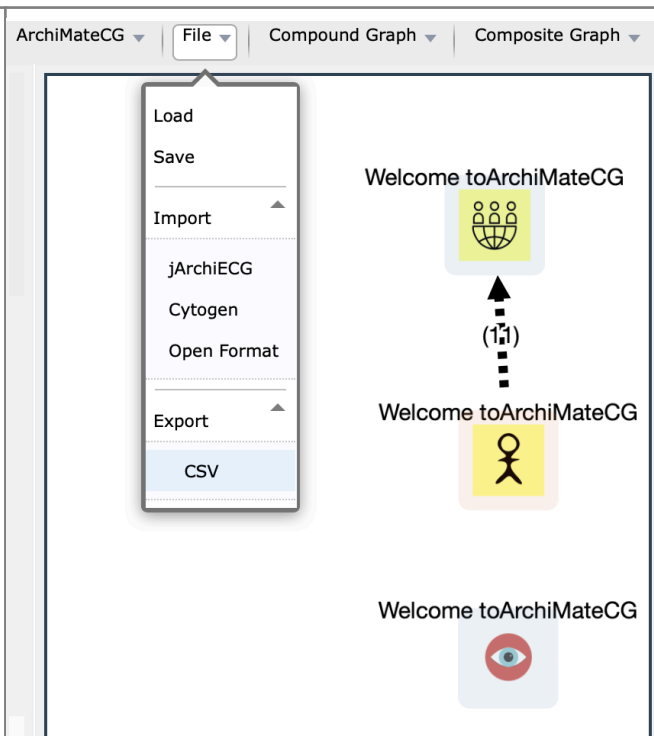
Let's color the graph elements according to their values for a given property

This can be done by :

- selecting the property
- automatically generating the colors legend and coloring the graph

The goal is to perform some visual mining in order to support the analysis of an architecture.



[illegible][illegible]

Root: ACGTTransversal

About

On visible On full On selected

Ongoing Edges Outgoing Edges

Depth: Selected neighbourhood >>

Connected Nodes >> Connected Edges >>

Nodes >> Outgoing >> Successors >>

Leaves >> Incoming >> Predecessors >>

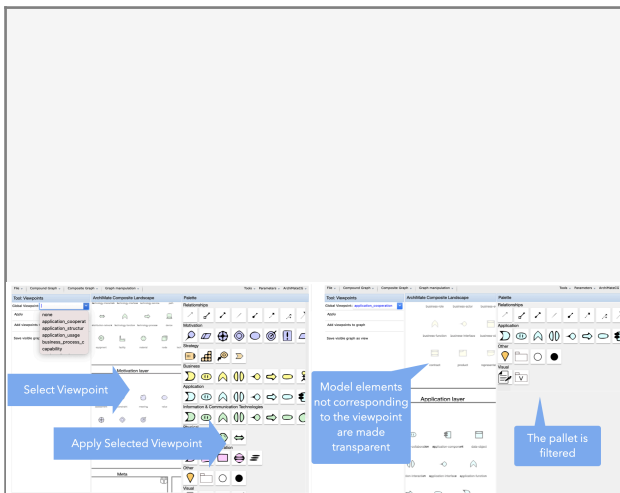
Make selection the source

#: **wich_OEF_import**

Make selection the target

#: **OutOverance**

Directed Find Shortest Path >>



Let's filter models according to Architectural viewpoints

Based on [ISO 42010](#) (Systems and software engineering — Architecture description), ArchiMate proposes a set of predefined viewpoints, which are suited for guiding production of views suited for different kind of stakeholders, having given concerns and purposes. ArchiMateCG allows to filter the palette according to these viewpoints.

Combined with the ability to export a visible graph as an ArchiMate view based on the Open Exchange Format and to preserve identifiers during import and export, it makes it possible to quickly push compound diagrams resulting from you analysis in you usual ArchiMate modeling tools supporting import of Open Format.

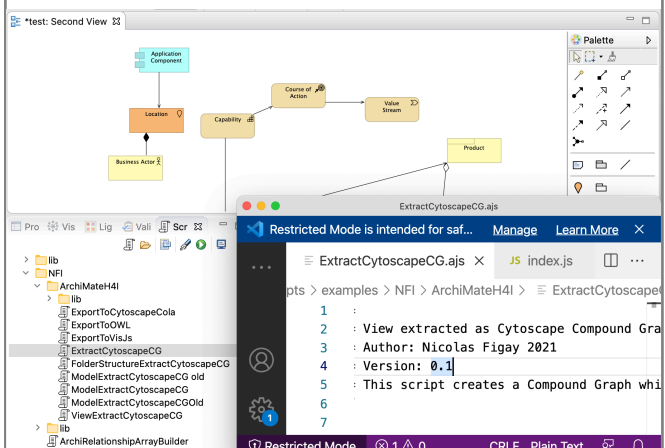
It is also plan to create you own viewpoints, or to use those which will be defined by the [NATO Architecture Framework V4](#) when available.

Let's develop exports script on your preferred tools (Archi, Enterprise Architect, etc.) in order to feed the ArchiMate Compound Graph viewer and analyzers.

ArchiMateCG comes with a set of jArchi scripts allowing to make some preprocessing before to export data to ArchiMateCG :

- what is contained in a view or a set of views
- the content of a model
- a subset of a model

The goal is to be able to aggregate data coming from various model repositories relying on various products and languages, in order to aggregate them and perform required analysis on you desktop.



Let's automate algorithms defined for relevant architecture analysis

Relying on the set of available features for graph analytics and for advanced visualization, it is possible to create and includes modules launching parameterized treatments on subsets of your model, eventually filtered by relevant viewpoints, which are suited for such or such Architectural analysis, and to display it in the appropriate presentations for communication or results publishing, being in a document or in models repositories.

Let's register some animation on top of model for story telling applied to your model

It is possible to automate and registered a set of interactions with you graph model as an animation, which you can make available in ArchiMateCG and run on you model.

It can be used for communication purpose, or as a way to publish some results as dynamic animation, and not static (office documents) or impossible to change (videos) documents.