



**HAL**  
open science

## A multilevel analytical framework for studying cultural evolution in prehistoric hunter–gatherer societies

Valéria Romano, Sergi Lozano, Javier Fernández-lópez de Pablo

### ► To cite this version:

Valéria Romano, Sergi Lozano, Javier Fernández-lópez de Pablo. A multilevel analytical framework for studying cultural evolution in prehistoric hunter–gatherer societies. *Biological Reviews*, 2020, 95 (4), pp.1020-1035. 10.1111/brv.12599 . hal-04783470

**HAL Id: hal-04783470**

**<https://hal.science/hal-04783470v1>**

Submitted on 14 Nov 2024

**HAL** is a multi-disciplinary open access archive for the deposit and dissemination of scientific research documents, whether they are published or not. The documents may come from teaching and research institutions in France or abroad, or from public or private research centers.

L'archive ouverte pluridisciplinaire **HAL**, est destinée au dépôt et à la diffusion de documents scientifiques de niveau recherche, publiés ou non, émanant des établissements d'enseignement et de recherche français ou étrangers, des laboratoires publics ou privés.

# A multilevel analytical framework for studying cultural evolution in prehistoric hunter–gatherer societies

Valéria Romano<sup>1,2\*</sup> , Sergi Lozano<sup>2,3,4</sup>  and Javier Fernández-López de Pablo<sup>1,2</sup> 

<sup>1</sup>*Instituto Universitario de Investigación en Arqueología y Patrimonio Histórico (INAPH), Universidad de Alicante, Edificio Institutos Universitarios, 03690, San Vicente del Raspeig, Alicante, Spain*

<sup>2</sup>*Institut Català de Paleocologia Humana i Evolució Social (IPHES), Edificio W3, Campus Sescelades URV, Zona Educacional 4, 43007, Tarragona, Spain*

<sup>3</sup>*Departament d'Història Econòmica, Institucions, Política i Economia Mundial, Universitat de Barcelona, Av. Diagonal 690, 08034, Barcelona, Spain*

<sup>4</sup>*Universitat de Barcelona Institute of Complex Systems (UBICS), Universitat de Barcelona, Martí Franqués 1, 08028, Barcelona, Spain*

## ABSTRACT

Over the past decade, a major debate has taken place on the underpinnings of cultural changes in human societies. A growing array of evidence in behavioural and evolutionary biology has revealed that social connectivity among populations and within them affects, and is affected by, culture. Yet the interplay between prehistoric hunter–gatherer social structure and cultural transmission has typically been overlooked. Interestingly, the archaeological record contains large data sets, allowing us to track cultural changes over thousands of years: they thus offer a unique opportunity to shed light on long-term cultural transmission processes. In this review, we demonstrate how well-developed methods for social structure analysis can increase our understanding of the selective pressures underlying cumulative culture. We propose a multilevel analytical framework that considers finer aspects of the complex social structure in which regional groups of prehistoric hunter–gatherers were embedded. We put forward predictions of cultural transmission based on local- and global-level network metrics of small-scale societies and their potential effects on cumulative culture. By bridging the gaps between network science, palaeodemography and cultural evolution, we draw attention to the use of the archaeological record to depict patterns of social interactions and transmission variability. We argue that this new framework will contribute to improving our understanding of social interaction patterns, as well as the contexts in which cultural changes occur. Ultimately, this may provide insights into the evolution of human behaviour.

*Key words:* cultural evolutionary theory, cultural transmission, cultural complexity, social network analysis, archaeological networks, prehistoric hunter–gatherers, human social behaviour, computational archaeology, evolutionary archaeology

## CONTENTS

I. Introduction: aims and scope	1021
II. Cultural evolutionary theory	1021
(1) Overview	1021
(2) Key concepts	1022
III. The punctuated accumulation and loss of cultural complexity	1022
IV. Evidence of the effects of social structure	1024
(1) Insights from experiments on information transmission in modern societies	1024

\* Authors for correspondence Tel: +34 965 90 34 00 (9157); E-mail: romanodepaula@gmail.com

a) Non-human primate societies .....	1024
b) Contemporary hunter-gatherers .....	1025
V. An analytical method to estimate the social structure of prehistoric hunter-gatherers .....	1025
VI. A framework for studying cultural evolution in prehistoric hunter-gatherer societies .....	1028
(1) Environmental pressures on paleodemography .....	1028
(2) Demography and social structure .....	1029
(3) Social structure influences cultural changes .....	1030
a) The relative importance of nodes in the network .....	1030
b) The overall network structure .....	1030
c) Interpreting network metrics .....	1031
(4) The other way around: does culture affect social structure? .....	1031
VII. Predictions and outstanding questions .....	1031
VIII. Other facets of the study .....	1031
IX. Conclusions .....	1032
X. Acknowledgements .....	1033
XI. References .....	1033

## I. INTRODUCTION: AIMS AND SCOPE

This paper presents an evolutionary framework for studying human cultural evolution based on the interface between socio-spatial structure and cultural transmission using the archaeological record. Scientists have been puzzling over cumulative changes in cultural traits for over a decade (Bar-Yosef, 2002; Collard, Kemery, & Banks, 2005; Powell, Shennan, & Thomas, 2009), yet evidence from empirical and theoretical studies indicates that population size and social connectivity shape cultural evolution. A frequently explored assumption is that population size co-varies with cultural complexity (Shennan, 2001; Henrich, 2004; Kline & Boyd, 2010; Derex *et al.*, 2013; Kempe & Mesoudi, 2014). However, the interplay between social connectivity (hereafter social structure, i.e. patterns of social interactions or association among individuals, regional groups and populations; Hinde, 1976) and cultural transmission have been largely under-researched. Interestingly, the archaeological record provides a data set allowing us to track cultural changes over thousands of years (Garvey, 2018). This represents a remarkable opportunity: it opens the way to exploring the manifold relationship between social structure and cultural complexity.

In this review, we aim to formalise social structure as a crucial component of the cultural evolution of prehistoric hunter-gatherer populations. More specifically, we suggest that such studies would benefit from considering the populations' socio-spatial distribution, which encodes interaction patterns over geographic areas. Cultural transmission depends on connections between groups (Boyd & Richerson, 1985), and is likely to be affected by the degree and strength of intra- and inter-regional group interactions as well as the spatial distribution of the prehistoric hunter-gatherer groups (Whallon, 2006). Consequently, the socio-spatial structure of hunter-gatherers should clearly have a key impact on human cultural evolution.

We start by outlining the core concepts of cultural evolutionary theory before defining the terminology used herein.

We then use a demographic hypothesis to explore the variation of cultural complexity while providing empirical and theoretical evidence of the role of social structure in cultural transmission. We thus follow an analytical approach to examine and interpret social connections based on material culture artefacts. In so doing, we present an evolutionary framework for studying cultural evolution considering the links between population size, social structure and culture. To finish, we advance that social structure mediates cultural transmission and is possibly one of its drivers.

## II. CULTURAL EVOLUTIONARY THEORY

### (1) Overview

In addition to the unified understanding of genes and their role in inheritance (*sensu* Huxley, 1942), there is a second form of evolution, recognised long ago (Darwin, 1859). Cultural evolutionary theory (CET) upholds social/cultural inheritance, in which individuals copy or learn from others. For a comprehensive approach to CET, it is important to distinguish its two underlying principles. First, culture is considered as a system of inheritance in which selective processes of evolution take place (e.g. individual variability in the population, differential survival and reproduction; Boyd & Richerson, 1985; Bettinger, 1991). Second, the mechanisms underlying the transmission of information differ from those governing genes. While in genetic transmission individuals inherit genes from their parents, in cultural transmission individuals can receive information from multiple sources, such as from unrelated peers (i.e. horizontal transmission) and/or across generations [i.e. from parents to their offspring (vertical transmission) or from one generation to another younger generation (oblique transmission); Boyd & Richerson, 1985]. This process of learning from others (e.g. social learning) lies at the heart of research on culture, as it is widespread in the animal kingdom (Galef Jr & Laland, 2005). Cultural

transmission rests on the creation of new traits (i.e. innovation) and their propagation through social contact (e.g. by imitation or active teaching), and evolutionary forces may introduce (e.g. errors during cultural transmission) or reduce (e.g. biased cultural transmission) variations in the diversity of cultural traits (Boyd & Richerson, 1985).

From this perspective, the concept of niche construction sheds light on how individual decisions may ultimately affect their social environment. The niche construction approach emphasises that individuals may have the capacity to alter the sources of natural selection in their environment and generate a new evolutionary outcome (Laland & Sterelny, 2006). One illustration is that animal and plant domestication, and the spread of agriculture, coincide with periods of demographic transition (Bocquet-Appel, 2011). Culture has been identified as a significant amplification tool in human societies, and since cultural transmission generally operates faster than genetic transmission, it has been suggested that niche construction may play an important role in human evolution as well (Laland, Odling-Smee, & Feldman, 2001). For example, culture is presumed to be maintained in population subgroups and to spread faster in more cohesive groups than in sub-structured ones (Voelkl & Noë, 2010). These transmission variations can lead to variations in the spatial distribution of cultural attributes. Individuals might then cause variations in their social environment by learning and/or spreading new techniques in the socio-spatial structure they are embedded in. This brings us to the conclusion that we cannot fully appreciate the significance of CET without a more complete understanding of our human ancestors' social structure.

The structural organisation of prehistoric hunter-gatherers is characterised by small clusters of bands forming regional groups nested in a multilevel social structure (Newell *et al.*, 1990). These small groups are likely to have aggregated seasonally for social purposes (e.g. for information exchange, mate-finding, alliance-making, ritual/ceremonial events; Newell *et al.*, 1990) and, under favourable conditions, viable long-term maximum bands might have ranged between approximately 175 and over 300 individuals (Wobst, 1974). Prehistoric hunter-gatherer social structures can be studied at two different levels: at a microscale (intra-band interaction) and at a macroscale (intra- and inter-population interactions). Since data on individuals are scarce and studying prehistoric societies at a microscale is methodologically challenging, this review focuses on a macroscale perspective.

## (2) Key concepts

In this subsection, we cover the terminology used in the literature on cultural evolutionary theory, reviewed below. We start with the term *culture*: following Laland & Hoppitt (2003, p. 151), culture can be defined as “group-typical behaviour patterns shared by members of a community that relies on socially learned and transmitted information”.

*Cultural complexity* (i.e. technological complexity) is another key concept lying at the heart of much of the empirical and theoretical work of cultural evolutionists. Material culture (e.g. ostrich eggshells, pottery vessels, microlithic stone tools, ivory artefacts) carries information at archaeological time-scales about a given society, its habitat, beliefs, diet and inter-regional connections. As such, empirical archaeological data is well suited to model diffusions of innovations and long-term cultural stability, to explore cultural extinctions and to investigate the effects of cultural transmission on cultural evolution, among others (Garvey, 2018). A fundamental idea in this approach is that artefact assemblages in the archaeological record are a proxy for cultural complexity. In this context, the term *cultural complexity* has been mostly used to discuss tool assemblage diversity related to subsistence [also called “food-getting technology” (Collard *et al.*, 2013) or “subsistants” (Oswalt, 1976)], the total number of technounits (i.e. “the different kinds of parts of a tool”; Collard *et al.*, 2013), and the average number of technounits per tool (Oswalt, 1976; Torrence, 2001; Henrich, 2006; Read, 2008; Collard *et al.*, 2011, 2013; Shott, 2016). The rationale is twofold: relative abundance and representativeness. Artefacts linked to the acquisition and management of food appear to have been produced since about 3.3 million years ago (McPherron *et al.*, 2010) and have been well recorded. In addition, since 99% of hominin existence as a distinct lineage depended on hunting and gathering activities, hunter-gatherer subsistence technology is key to understanding cultural variation (Collard *et al.*, 2011, 2013). Henceforth, for the purposes of this review, we use the term *cultural complexity* to refer to technological subsistence tools.

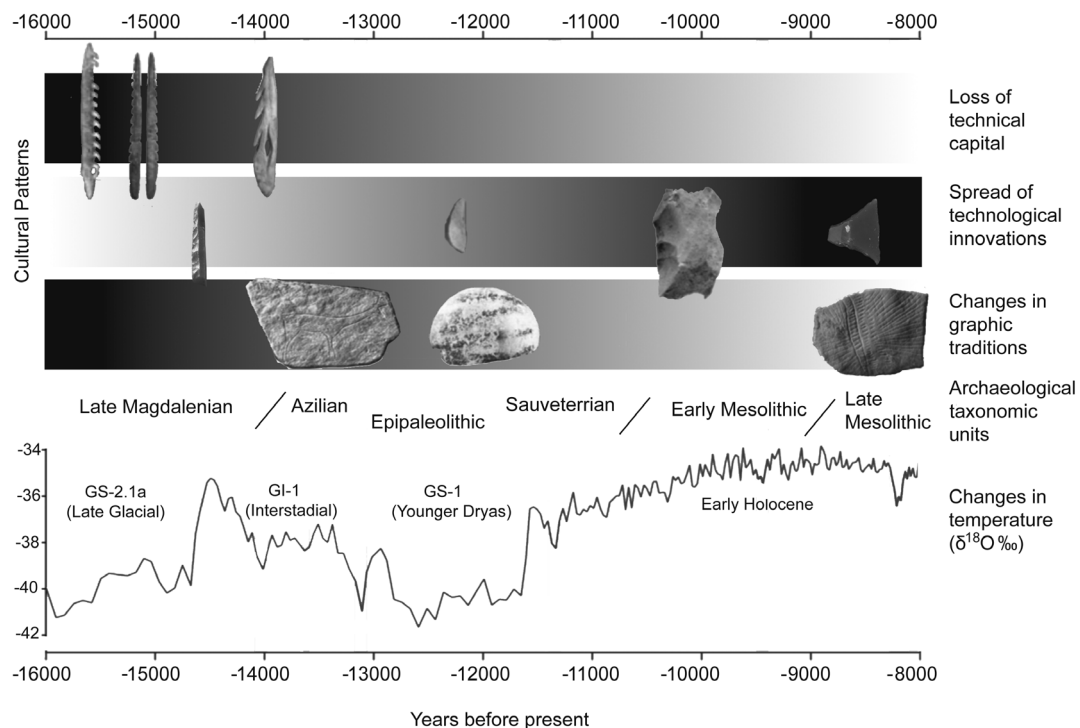
Cultural evolutionists also use the term *cumulative culture* (e.g. Cavalli-Sforza & Feldman, 1981). The ability gradually to change cultural traits based on the knowledge of previous generations, exceeding what any single individual could invent (Boyd & Richerson, 1996) is considered to be the hallmark of human culture [but see Dean *et al.*, 2014 and Mesoudi & Thornton, 2018 for a comprehensive discussion on this topic]. Humans have the capacity to accumulate large amounts of information, ratcheting up its complexity (Tomasello, 1994). A famous example is how humankind landed a manned spacecraft on the moon in the 1960s: this was the outcome of thousands of ‘small steps’, each leading to the accumulation of technical skills within a large team over the course of several years. Having established these definitions, we will now consider what is known about cultural variation in human prehistoric societies.

## III. THE PUNCTUATED ACCUMULATION AND LOSS OF CULTURAL COMPLEXITY

The stone age archaeological record shows that long-term evolutionary patterns of technological complexity were not linear – that is governed by slow and gradual changes towards more sophisticated toolkits – but punctuated and

variable in space and time. Long periods of technological stability, such as the Middle Palaeolithic, were interrupted by phases of marked innovations such as the Chatelperronian technocomplex (Zilhãõ, 2011), the symbolic use of shells and pigments (Zilhãõ *et al.*, 2010) or the first evidence of rock art among Neanderthals (Hoffmann *et al.*, 2018). By contrast, the loss of technological capital, such as curated toolkits in stone, or bone and antler artefacts, have been documented across different regions of the world. For example, after Tasmania split from Australia, the resident Tasmanian hunter-gatherers reduced their toolkit to around 24 items whilst populations on the Australian mainland maintained hundreds of specialised tools [see Henrich, 2004 for details on the toolkit repertoire]. The Late Glacial and Early Holocene in Europe probably provide the best documented examples of abrupt changes in technological complexity entailing both the rapid spread of innovations (Marchand & Perrin, 2017) and the loss of technological capital (Wicks & Mithen, 2014; Riede, 2016), as clearly manifested in the Iberian archaeological record (Fig. 1). These kinds of changes in cultural traits have been linked to various causes (Bar-Yosef, 2002), including the geographic expansion of modern humans (Klein, 2000), the risk of resource failure (Collard *et al.*, 2011), environmental changes (Potts, 1996), and demography (Powell *et al.*, 2009).

The primary theoretical basis of the demographic hypothesis was drawn up by Shennan (2001) and Henrich (2004) in essays that addressed the relationship between population size, cultural innovations and cumulative culture. Shennan (2001) simulated the effect of small population size on technological innovation rates. He demonstrated that once the population became small and isolated, imitation rate and levels of mean population fitness remained low, while larger populations had a greater probability of maintaining fitness-enhancing innovations. Henrich (2004) modelled the loss of technological capital as a function of population size, density and interconnectedness. His model predicted that when one or several of these parameters dropped below a critical threshold, the number of interactions between social learners decreased, leading to stability or to a relative simplification of technological skills. A number of studies explored these theoretical predictions, but they presented mixed results: while some supported the positive relationship between population size and cultural complexity (Kline & Boyd, 2010; Derex *et al.*, 2013; Kempe & Mesoudi, 2014), others found no effect (Collard *et al.*, 2005; Read, 2012; Buchanan, O'Brien, & Collard, 2016b). These contradictory claims have led to heated debates on whether the linear and positive relationship between population size and cultural



**Fig. 1.** Synthetic scheme illustrating the cultural patterns documented in Iberia during the Last Glacial–Early Holocene transition. We find that standardised and curated bone and antler toolkits vanished after the Late Magdalenian period. The blade debitage systems to produce standardised backed tips, points and microliths from the Late Magdalenian to the Epipaleolithic were abruptly replaced during the Early Mesolithic by much simpler flake debitage strategies to produce a reduced set of notches and denticulated tools. Finally, the Late Mesolithic period witnessed the reintroduction of blade debitage and the rapid spread of trapezoid microliths. The black curve at the bottom represents the palaeoclimatic framework (global temperature) according to the Greenland stratotype chronology (Rasmussen *et al.*, 2014).

complexity can be generalised (Henrich *et al.*, 2016; Vaesen *et al.*, 2016). Integrating these perspectives may help to shape major insights into the processes underlying culture: (i) rather than population size, variation in cumulative culture may be caused by the interplay of several factors (e.g. environmental fluctuations, population size, social structure), and (ii) the relationship between population size and cultural complexity is not always linear because it depends, among other factors, on group connectivity.

Over the last few years, an increasing body of evidence has showed that the degree of social interactions, within and among populations, influences cultural complexity (Derex & Boyd, 2016; Kobayashi, Ohtsuki, & Wakano, 2016; Creanza, Kolodny, & Feldman, 2017). Powell *et al.* (2009), for example, demonstrated that subpopulation density and migratory activities resulted in the spatial structuring of knowledge. Parameters for estimating social structure have been so far developed for population density (e.g. Powell *et al.*, 2009), the level of a population's fragmentation (e.g. Derex & Boyd, 2016) and population inter-connectivity through migratory events (e.g. Creanza *et al.*, 2017). Findings such as these highlight the need for further theoretical and empirical studies that examine how the complex social structure of prehistoric hunter-gatherers can have an impact on cultural transmission dynamics, which feed back into the heterogeneous spatial and temporal variations of cultural attributes. In the next section, we explore empirical and theoretical evidence that social structure affects cultural evolution.

#### IV. EVIDENCE OF THE EFFECTS OF SOCIAL STRUCTURE

The idea that social connectivity influences cumulative culture was introduced decades ago (e.g. Cavalli-Sforza & Feldman, 1981). A main reason is that like social interactions, cultural transmission does not occur randomly. Instead, an individual's acquisition of a behavioural trait from another follows a matrix of interactions: individuals copy skills or learn from others by means of social contacts or spatial proximity. Based on this process, it is possible to track the transmission through the population, iterate it over generations and make predictions regarding the system's evolution (Cavalli-Sforza & Feldman, 1981). For example, groups inhabiting the same region may show a higher probability of sharing a similar cultural trait among themselves than with groups living far away (Miller-Atkins & Premo, 2018).

The field of human experimental biology has recently found evidence that social structure affects cultural evolution. A computer-based experiment, in which individuals developed a communal task, showed that a propensity to learn from successful individuals reduced cultural diversity within fully connected groups, while partially connected groups showed higher rates of innovation and more diverse toolkits than the fully connected groups (Derex & Boyd, 2016). An

agent-based model – designed to explore the effects of population fragmentation on cumulative culture – showed that intermediate levels of fragmentation can maximise cultural complexity, depending on the extent to which innovation relies on a population's pre-existing cultural richness (Derex, Perreault, & Boyd, 2018). Social connectivity and its relationship with cultural complexity underlies much of how archaeology studies societies and how they evolve through the analysis of material culture. Yet the discipline lacks an integrated framework that would enable studying the dynamics of cultural transmission based on social structures. In the following subsection we bring together what we have learned from other fields, especially from behavioural and evolutionary biology, to explore transmission processes in well-studied systems.

##### (1) Insights from experiments on information transmission in modern societies

The aim of this subsection is to summarise current evidence regarding the diachronic patterns of information transmission through social structure. Cumulative cultural evolution may be unique to humankind [for comprehensive reviews, see Dean *et al.*, 2014 and Mesoudi & Thornton, 2018], but insights into the behaviour of non-human species shed light on how sociality influences transmission processes (Allen *et al.*, 2013). Thus, the literature on animal behaviour can help us to make cultural transmission predictions while taking into account the observed distribution of cumulative culture. Our focus here is on non-human primates and contemporary hunter-gatherers, although many other comparisons are potentially useful.

##### *a. Non-human primate societies*

Many theoretical and empirical studies have focused on the mechanisms of information transmission in non-human primates (e.g. Bonnie & de Waal, 2006; Huffman, Nahallage, & Leca, 2008; van de Waal, Borgeaud, & Whiten, 2013; Coelho *et al.*, 2015). Most of these works have firmly established the importance of social structure [for comprehensive reviews on diffusion studies in humans and other animals see Duboscq *et al.*, 2016 and Whiten, Caldwell, & Mesoudi, 2016]. It seems to be widespread that the position of individuals in a group (such as being more or less socially connected) as well the whole group structure (such as overall group connectivity) govern transmission dynamics, ultimately affecting individual fitness (e.g. Cheney, Silk, & Seyfarth, 2016). Key individuals, usually those with the most and/or strongest number of social connections within their groups, play a crucial role in information attaining and sharing, while more cohesive groups favour the faster transmission of social information (e.g. Voelkl & Noë, 2010; Claidière *et al.*, 2013). Despite the highly diverse social repertoire of non-human primate species, these results seem to be genus independent, demonstrating the overwhelming generality of social

information transmission through social structure (Watson *et al.*, 2018).

In particular, studies of great apes have shown that our closest living relatives present social learning mechanisms (Whiten *et al.*, 1999; van Schaik, Fox, & Fechtman, 2003; Hobaiter *et al.*, 2014) that are similar to ours (Whiten, 2017), ultimately helping to shed light on the evolutionary roots of human behaviour (e.g. Carvalho *et al.*, 2012; Clay & Tennie, 2018). Chimpanzees (*Pan troglodytes*) for example, present 39 behaviours suspected of being socially acquired (most of them described as tool-use; Whiten *et al.*, 1999). This has been demonstrated recently through the social transmission of two novel tool-use behaviours in the Sonso chimpanzee community (Hobaiter *et al.*, 2014). In parallel, the so-called ‘primate archaeology’ field outlines that some stone-tool-using primates share behavioural characteristics (such as tool selection and transport; Haslam *et al.*, 2017), providing a fruitful means of investigating possible mechanisms of behavioural changes. Archaeological evidence, for example, has shown remains of nut-cracking materials around 4300 years old in the Tai National Park, Côte d’Ivoire, where present-day chimpanzees (> 200 generations later) still present the practice (Mercader *et al.*, 2007).

#### *b Contemporary hunter-gatherers*

Only a few modern societies are classified as hunter-gatherer, but a solid field of research complements our knowledge of social structure and the transmission of cultural attributes (Kelly, 2007). One study described a worldwide sample of 32 extant hunter-gatherer social structures as bilateral kin associations, brother-sister co-residence and flexible dispersal patterns (Hill *et al.*, 2011). This multilevel system includes frequent contacts between relatives (Kelly, 2007), but non-kin relationships formed during childhood lead to a collaborative network that favours cultural exchange beyond households (Migliano *et al.*, 2017). It is important to understand this patterning of interactions because it can help us to make predictions about the evolution of culture. For example, the intensity of inter-band interaction (among the by-products of which is the estimated number of observations of others making tools) was hypothesised to contribute to cumulative culture (Hill *et al.*, 2014). Thus, the degree of social connectivity likely played a role in cumulative cultural change.

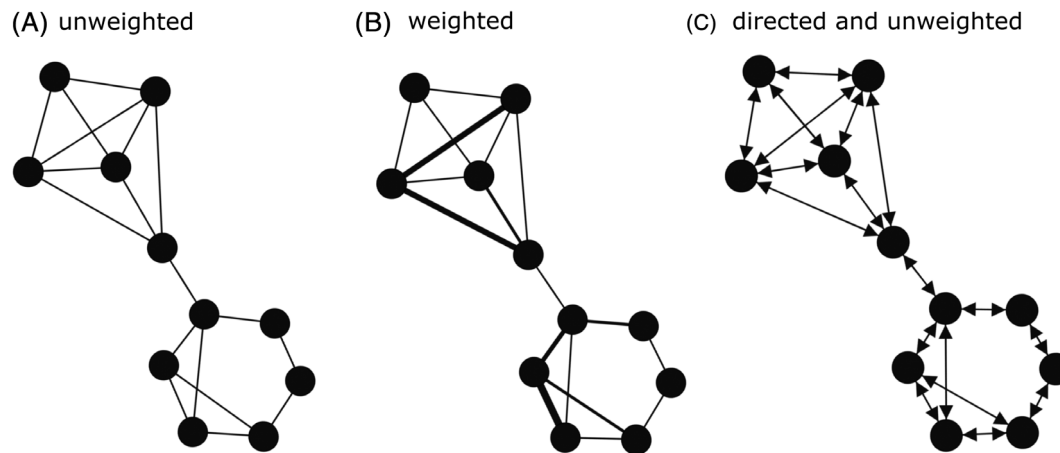
In this way, understanding how cultural transmission varies across different social learning strategies may help us to understand how early human culture emerged. A meta-ethnographic review provides details on how modern hunter-gatherers learn subsistence skills (Lew-Levy *et al.*, 2017). The authors showed that social learning begins in early infancy, and by the end of their childhood, hunter-gatherers are competent food collectors. It is not until adolescence, however, that they are actively taught more complex activities, such as hunting and some toolmaking (Lew-Levy *et al.*, 2017). In the Agta society for example, both vertical (i.e. between parents and their children) and oblique

(i.e. between members of distinct generations) transmission was observed for hunting activities, but vertical and horizontal (i.e. between members of the same generation) transmission controlled knowledge of gathering activities (Hagen, van der Ploeg, & Minter, 2016). As regards gathering-related skills, a mother is usually the first to take her daughter on a food procurement trip. Once the girl has sufficiently mastered some of the techniques, she joins her older sisters and cousins from whom she continues learning, through observation and imitation (Hagen *et al.*, 2016). Altogether, these studies illustrate that observing and copying successful individuals frequently plays a major part in human cultural evolution. Thus, social structure is predicted to account for some variation in cumulative culture.

## V. AN ANALYTICAL METHOD TO ESTIMATE THE SOCIAL STRUCTURE OF PREHISTORIC HUNTER-GATHERERS

A fine-scale assessment of social connectivity and spatial distribution patterns of prehistoric hunter-gatherers can be obtained by applying social network analysis [SNA; see Barabási, 2016 and Scott, 2017 for an introduction to this series of methods and its multiple applications]. Social contacts within and among populations are mathematically quantified and graphically represented by nodes (individuals, regional groups, regional units, populations) connected by linkages (also called ties, edges or links) to other nodes in the network (Fig. 2). Each node can possess attributes, such as site functionality and geographical position. Linkages in the network provide quantitative information on the connections between nodes and/or the directionality of these connections. For example, binary networks (i.e. unweighted networks) consider only the presence and absence of social connections. Weighted networks account for variations in the frequency of the connections. Undirected networks do not take into account the difference in direction between social connections (i.e. either *i* started the interaction/association with *j* or *j* started the interaction/association with *i*) while directed networks do take them into account (Fig. 2).

SNA provides a set of specific metrics that can be used to characterise structural properties at the node level and at the level of the whole network. Centrality metrics are most commonly used to infer the relative importance of the network’s nodes, generally referring to nodes that are more (and/or more strongly) connected than others. Other measures, such as network density, define global network metrics. Scott (2017) provides a detailed overview of these metrics, while Table 1 shows a subset known to facilitate or inhibit social transmission. Whether or not analytical models take these properties into account can change the predicted impact on cultural transmission (Table 1). We will examine the role of these metrics in more detail in Section VI. Here, we suggest that a hypothesis-driven framework based on multilevel social network analysis will allow us to capture



**Fig. 2.** Theoretical networks of macro-regional interactions. A node (i.e. circle) represents a regional group, and edges (i.e. lines) represent the interactions between nodes. Social interactions were defined by the occurrence (A) and/or frequency (B) of material culture sharing among regional groups. Directed and unweighted (C) networks consider the direction of interaction ( $i \rightarrow j$  or  $j \rightarrow i$ ) but not the frequency of the relationships. Networks were built in Gephi 0.9.2 using Force Atlas Layout (Cherven, 2013).

variations in the socio-spatial structure, thus building a clearer understanding of the conditions of cultural changes. In this section, we revisit SNA applied to archaeology, together with its limitations and perspectives.

Over the past few years, SNA has become ever more prominent in archaeology (Brughmans, 2013; Östborn & Gerding, 2014; Collar *et al.*, 2015; Mills, 2017). A chief motivation for applying a network perspective to study cultural evolution is the fact that human societies are part of socio-spatial networks interconnected through direct or indirect social relationships. For example, Riede (2014), focusing on the features of the Late Glacial Bromme culture in Denmark, showed that a possible explanation for reduced technological complexity and absence of exotic materials was a rupture of the social networks. His study suggested that the decrease in cultural complexity was either a consequence of migratory events following the Laacher See eruption and/or due to the absence of long-distance social exchanges (Riede, 2014). In another study, Mills *et al.* (2013) used a large-scale database of material culture (i.e. decorated ceramic and obsidian) to research spatial and temporal variation in social connections during the late pre-Hispanic period in the southwest of the USA. By combining SNA with geographic information system (GIS) techniques, and applying their methods to the archaeological record, the researchers showed that large variations in network structure (i.e. increase and collapse) corresponded to changes in migration patterns (Mills *et al.*, 2013). Lastly, although the concept of ‘social network’ is well developed and is useful to depict social patterns and study cultural transmission (Cavalli-Sforza & Feldman, 1981), few studies have implemented archaeological networks in the context of cultural evolutionary theory (e.g. Premo, 2012; Buchanan *et al.*, 2016a).

This limited application of formal SNA to prehistoric hunter–gatherers may be partly due to archaeological taxonomies being widely interpreted as static blocks, and

evolutionary theoretical frameworks being rarely applied (Riede, Hoggard, & Shennan, 2019). Traditional archaeological units consist of classifications of data into discrete sub-systems (often based on assumptions about ‘ethnicity’, e.g. Barton, 1997). They disregard the dynamic processes that may have led to the spatio-temporal distribution of identifiable material culture. Instead of considering that archaeological materials belong to preconceived categories, Riede *et al.* (2019) highlighted the urgent need to reconcile cultural taxonomies with evolutionary frameworks. The authors revisited the gene–culture co-evolutionary theory and argued that a definition of cultural taxa, based on attributes that can be linked to cultural transmission, offers a robust theoretical grounding (Riede *et al.*, 2019). The development and application of integrative approaches is expected to contribute to advances in the field (Kolodny, Feldman, & Creanza, 2018), and studies in archaeology will ultimately benefit from more robust analytical approaches.

SNA offers many advantages for studying cultural evolutionary theory. However, it requires careful consideration about the limitations of archaeological data, such as incomplete records, the ambiguities of trait similarities as a proxy for cultural links, poorly defined network boundaries, and the aggregation of data into varying time and spatial scales (Brughmans, 2010; Peeples *et al.*, 2016; Prignano, Morer, & Diaz-Guilera, 2017). More general considerations regarding the construction and analysis of social networks are explained elsewhere (Hanneman & Riddle, 2005; Scott, 2017), emphasising how important it is to assess the feasibility of the research question under study. For example, high-quality archaeological data, such as well-dated sites and artefacts, are required to evaluate spatio-temporal patterns in social interactions and distinguish them from noise.

Nevertheless, recent discussions have focused on developing methods to overcome such limitations (Peeples, 2019).



Table 1. Definition of network properties and their biological meaning applied to the context of prehistoric hunter–gatherers. Network metrics are statistical measures used to characterise structural properties (Scott, 2017). Mathematical formulae describing each network metric can be found by consulting the respective references in the notes of this table. At the node level, a node's colour is directly related to its centrality: the stronger the colour, the higher its specific centrality. Here, we consider a node (a circle) as a regional group, but it may change according to the case study and research question. Networks were built in Gephi 0.9.2 using Force Atlas Layout (Cherven, 2013)

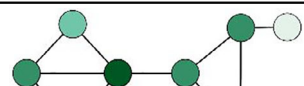



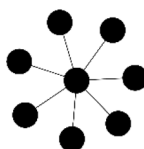
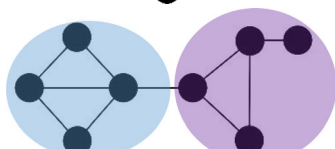

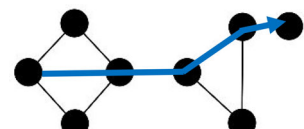
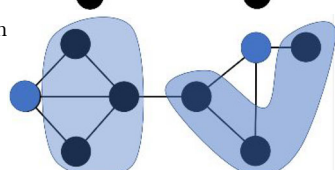
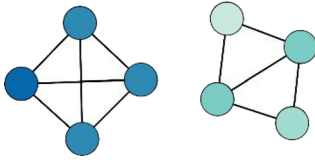
Network metrics		Definition	Meaning in a prehistoric context
Node level	Degree	 The number of links connected to each node. <sup>a</sup>	Total number of interaction partners per regional group.
	Strength	 The sum of the link weights connected to each node. <sup>b</sup>	The intensity of social relationships of a given regional group.
	Betweenness centrality	 The number of shortest paths passing through the considered node. <sup>a</sup>	The relative importance of regional groups in indirectly connecting other regional groups. Regional groups with high betweenness centrality are likely to connect independent units of the network.
	Eigenvector centrality	 The connectivity of a node within its network, also considering the connectivity of its neighbours. <sup>c</sup>	The connectivity of a regional group in terms of the connectivity of their interaction partners. Regional groups with high eigenvector centrality are connected to several other regional groups, which have a high connectivity themselves.
Global level	Eigenvector centralisation	 Derived from individual eigenvector centrality, it estimates heterogeneity in connectedness across nodes in the network <sup>a</sup> .	The extent to which one or a few regional groups monopolise(s) the social connectivity in a network. A highly centralised network resembles a star, with an individual at the centre.
	Modularity	 The extent to which a network is divided into differentiable modules (e.g. subgroups, subpopulations) <sup>d</sup> .	Regional groups which interact or are associated more frequently with each other within a subpopulation and that are loosely connected <sup>c</sup> to other subpopulations in the network.
	Density	 The ratio between the number of observed links and the number of possible links in the network <sup>f</sup> .	The general level of connectivity between regional groups in a network. The network with the highest possible density is fully connected (i.e. all regional groups are connected to each other).
	Diameter	 The maximum length of the shortest paths between all node dyads in the network <sup>f</sup> .	Regional groups in a population with a small diameter are connected to each other through few intermediaries.
	Average clusterin coefficient	 The density of triads (trios of nodes) <sup>f</sup> .	How densely (or sparsely) the network is clustered around regional groups.

Table 1. (Cont.)

Network metrics		Definition	Meaning in a prehistoric context
Assortativity		<p>The level of homophily in the network. Assortativity is positive if similar nodes are more connected than expected and is negative otherwise<sup>g</sup>.</p>	<p>Regional groups connected to those sharing similar characteristics, such as degree centrality (positive assortativity).</p>

<sup>a</sup>Freeman (1979).

<sup>b</sup>Barrat *et al.* (2004).

<sup>c</sup>Bonacich (1987).

<sup>d</sup>Newman (2006).

<sup>e</sup>Newman (2002).

<sup>f</sup>Scott (2017).

<sup>g</sup>Newman (2002).

Notwithstanding the technical difficulties of building networks, additional analytical techniques have become available allowing scientists to assess the robustness of their networks (e.g. Groenhuijzen & Verhagen, 2016), to manage missing node observations (e.g. Hoppitt & Farine, 2018), as well as to recreate a (quasi-) realistic scenario by combining the data set used for SNA with other computational modelling approaches. Agent-based modelling (ABM), for example, is a powerful tool for scientists facing the difficulties of interpreting the inherent complexity of biological systems. These computational models simulate the actions and interactions of autonomous agents and aim to provide a purposeful representation of real systems (Railsback & Grimm, 2012). Overall, network analysis is a useful approach for its capacity to depict complex systems (Kurvers *et al.*, 2014). However, like any other analytical tool, it should be applied with caution – in terms of both defining valid research questions and recognising the data's potential limitations.

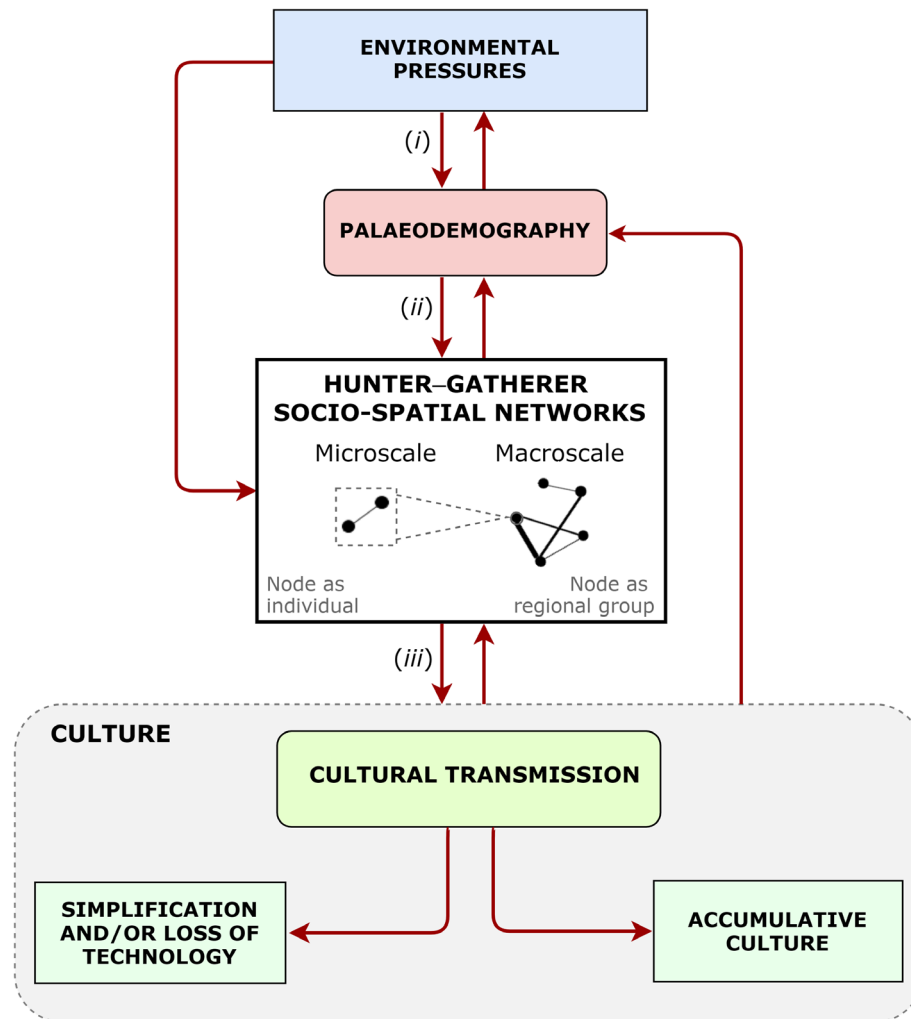
## VI. A FRAMEWORK FOR STUDYING CULTURAL EVOLUTION IN PREHISTORIC HUNTER-GATHERER SOCIETIES

We reviewed above the importance of analysing social connectivity using archaeological data. In this section, we present an evolutionary framework to assess formally how different aspects of social structure can influence cultural transmission dynamics and ultimately, cumulative culture. A schematic framework outlines the dynamic relationship between environmental pressures, palaeodemography, socio-spatial structure and cultural transmission in human societies (Fig. 3). As demographic variation is linked to social structure (e.g. David-Barrett, 2019) and culture is fundamentally built on the transmission of information through social contacts (Whiten *et al.*, 2016), demography, social structure and culture are linked, and can be considered as a whole (Fig. 3).

Following the perspective adopted in this review, some factors affecting social structure at the individual level, such as age/sex attributes, are not considered in the diagram [but see Hinde, 1976 revisited by Whitehead, 2008, for an extensive list of these factors]. This was deliberate because the capacity to recreate social context characteristics at an individual level is generally limited to archaeological data relating to a prehistoric context [but see Hamilton, Buchanan, & Walker, 2018 for a reconstruction of prehistoric hunter-gatherer social organisation based on ethnoarchaeological data]. We explain our proposed framework in detail below.

### (1) Environmental pressures on paleodemography

Climate–environmental changes, both abrupt and gradual, played a key role in the prehistory of human populations [Kelly *et al.*, 2013; Fernández-López de Pablo *et al.*, 2019; (i) in Fig. 3]. There is evidence that major past climatic and environmental shifts, such as the Last Glacial Maximum and the Pleistocene–Holocene transition, affected the demographic dynamics of prehistoric hunter-gatherers (e.g. Gamble *et al.*, 2005; Kelly *et al.*, 2013; Tallavaara *et al.*, 2015; Fernández-López de Pablo *et al.*, 2019). These severe changes in temperature caused widespread environmental stress and exerted, in some cases, a persistent influence on human demographic responses (e.g. Wyoming, USA; Kelly *et al.*, 2013). In the Iberian Peninsula, for example, climate and palaeoenvironmental proxies (i.e. temperature, precipitation and temperate Mediterranean forests) predict a three-phase demographic model that can be derived from empirical archaeological data during the Pleistocene–Holocene transition (Fernández-López de Pablo *et al.*, 2019). The first phase is characterised by exponential population increase during the Late Glacial warming period, followed by a phase of sustained population contraction and stagnation spanning the Younger Dryas and the first half of the Early Holocene. The third phase consists of



**Fig. 3.** A framework outlining the dynamic relationship between palaeodemography, socio-spatial structure and cultural transmission in human societies. Environmental pressures, such as major climatic shifts, influence demographic patterns of prehistoric hunter-gatherer societies (i). Demographic factors, such as an increment in population size, cause variation in the socio-spatial structure (ii). Social structures are represented using a network approach, in which node circles, (representing individuals at a microscale, and regional groups or populations at a macroscale) are connected by edges (links, with thickness representing the strength of social connections). These social interactions among nodes, reflected in the network topology, influence and are influenced by cultural transmission processes (iii).

density-dependent logistic growth (Fernández-López de Pablo *et al.*, 2019). How prehistoric societies responded to climate changes is a core question in archaeology. Oscillations in average temperatures likely led to migration (Gamble *et al.*, 2005), population decline and/or reorganisation of settlement patterning (Anderson *et al.*, 2011). Some human populations, however, persisted throughout these climate events (Blockley *et al.*, 2018). Together, these studies shed light on the demographic response to the pressures of climate and environmental change [(i) in Fig. 3].

## (2) Demography and social structure

When studying the demographic dynamics of prehistoric hunter-gatherer societies, it is important to bear in mind

two timescales. Demographic models are characterised by long-term exponential growth (millennial scale) with short-term fluctuations (centennial scale; e.g. Zahid, Robinson, & Kelly, 2016). These minor fluctuations are of interest: they allow examination of the influence of demographic variables (i.e. fertility/birth, mortality and migrations) on the social structure as they offer a fine-grained view of the processes [(ii) in Fig. 3]. In this context, it is possible to make predictions about the system's behaviour in specific phases. For example, periods of demographic transitions in the Holocene are characterised by shifts in fertility and mortality (Bocquet-Appel, 2011). During the Neolithic Demographic Transition, an abrupt increase in fertility and global increase in population size have been recorded (Bocquet-Appel, 2011). This might have had an impact on the social structure. For example, a

study under the scope of recent demographic transitions showed that falling fertility led to a decrease in the number of children who were related to each other, which in turn caused a drop in the local clustering coefficient and average network distance (i.e. individuals were less likely to be connected to each other but there were fewer steps from unconnected individuals; David-Barrett, 2019). Demographic trends causing changes to a social structure's composition will then inevitably entail the loss of some social connectivity and the creation of new connectivity [(ii) in Fig. 3]. However, it is important to highlight that it is difficult to obtain levels of natality, mortality and population structure from the archaeological record when seeking to analyse long-term patterns. In this way, most of what is inferred estimates relative changes in population size.

### (3) Social structure influences cultural changes

In previous sections, we showed that social structure impacts cultural transmission (Section IV) and that a network-based approach produces a refined evaluation of social connectivity (Section V). However, the extent to which social structure affected cultural changes in prehistoric hunter–gatherer societies is still subject to debate. We must therefore ask which role each group had in spreading innovations and how spatial configuration changes influence cultural transmission. To address some of these questions in more depth, we now present an interpretation of network metrics from a cultural transmission perspective.

#### *a The relative importance of nodes in the network*

Several measures of node centrality exist (the most common are defined in Table 1), and each is expected to present a different relationship with cultural transmission. The number of direct connections (i.e. immediate contacts) provides the degree centrality, or the strength centrality if the intensity of connections is considered (Scott, 2017). These measures illustrate how well connected these nodes are in the local environment and can be used to assess a node's probability of cultural transmission to and from its immediate contacts (Barabási, 2016). To achieve a more refined vision of the transmission mechanisms, we can assess how individual centrality is dependent on the values of other individual connections; a measure known as eigenvector centrality. This measure extends the probability of cultural transmission to include the friendship of an individual's friend (Barabási, 2016).

Concepts were also developed to estimate whether some nodes behave as intermediaries of other nodes in the network (Scott, 2017). This idea is usually represented by the betweenness centrality (i.e. nodes that connect other nodes which are not otherwise connected; Freeman, 1979). It estimates the role of nodes in transmitting information to peripheral nodes, which favour transmission to the complete network (Barabási, 2016). The transmission rate is expected to be faster during any transmission between these central

individuals (Barabási, 2016). However, the diversity of the centrality metrics plays an important part because they represent distinct facets of the transmission mechanisms. For example, a theoretical study simulating social transmission (a model applied to both information and pathogen transmission) in wild Japanese macaques (*Macaca fuscata*) suggested that direct connections, such as that estimated by degree centrality, are most predictive of an individual's probability of being informed. By contrast, indirect connections, such as that estimated by the betweenness centrality, are most predictive of the latency of transmission to the whole group (Romano *et al.*, 2016).

#### *b The overall network structure*

Evaluating the overall network structure is also important to understanding transmission dynamics. While some generalisations can be made (e.g. more cohesive networks tend to be highly efficient in their social transmission; Latora & Marchiori, 2001), the literature presents mixed evidence regarding the influence of some metrics on the transmission processes. Properties of the whole network might favour information transmission (e.g. density; Pasquaretta *et al.*, 2014), reduce spreading processes (e.g. modularity; Nunn *et al.*, 2015) or those same properties might even have dual roles regarding transmission (e.g. modularity; Romano *et al.*, 2018). We must bear in mind that global network properties are the outcome of individual decisions about who to interact with and how frequently. Thus, emergent network properties may change under prevailing environmental and social pressures (Sueur *et al.*, 2019). We will take modularity – the extent to which a network is divided into differentiable modules (Newman, 2006), such as subpopulations – as an illustration.

Among the global network properties, modularity has been regarded as a major contributor to the capacity of biological networks to evolve (e.g. bacterial metabolic systems; Wagner, Pavlicev, & Cheverud, 2007). One study showed that selective pressures to reduce connection costs lead to modular networks, which adapt faster to new environments than less-modular networks (Clune, Mouret, & Lipson, 2013). Interestingly, the relationship between the degree of modularity and social transmission is seemingly not linear, with network efficiency (as a proxy for social transmission) peaking when modularity values are intermediate (Romano *et al.*, 2018). This potential dual modularity role, with low values favouring transmission and high values inhibiting transmission (Nematzadeh *et al.*, 2014; Romano *et al.*, 2018) may help to explain the distinct interpretations in the literature (e.g. Lentz, Selhorst, & Sokolov, 2012; Nunn *et al.*, 2015). A comparative study hypothesised that larger group sizes may be more subdivided structurally, and consequently, such group/population substructures (i.e. modularity) act as transmission bottlenecks [i.e. the so-called “social bottleneck hypothesis” (Griffin & Nunn, 2012; Nunn *et al.*, 2015)]. However, the diffusion delay may only occur over a determined threshold (Sah *et al.*, 2017; Romano *et al.*, 2018). As such,

not one value, but a range of optimised modularity values predicting peaks of cultural diversity may exist.

Considering that culture is specific on a regional basis, understanding how human societies are spatially subdivided is central to the development and constraining of culture within and among populations. For example, a theoretical study investigating the link between social structure and cultural innovations showed that in situations where the separation between social modules increased, subdivided populations developed more independent strategies leading to higher cultural diversity (Whitehead & Lusseau, 2012). More recently, another theoretical study indicated that with intermediate population fragmentation values, the balance between cultural loss and innovation maximised cultural complexity (Derex *et al.*, 2018). As such, social structure can strongly influence culture [(ii) in Fig. 3], and this phenomenon (which is not new in biology) has been observed, in particular, for networks that are sufficiently modular in their structure.

#### *c. Interpreting network metrics*

The interpretation of network metrics (at both a node level and globally) requires caution (Scott, 2017), as it will change according to how the nodes (e.g. regional groups or individuals) and linkages (e.g. travelling cost or cultural similarity) are defined, according to the network size, and the metrics used (e.g. degree or betweenness centrality, density, assortativity; Farine & Whitehead, 2015). For example, comparing degree centrality between two different-sized networks will be misleading (Scott, 2017). As the estimation of degree is based – among other factors – on network size, the absolute number of connections can potentially be less representative (e.g. networks with five links between 10 nodes will have lower degree centrality when compared to a network with six links between 20 nodes). Therefore, it is important to consider different network interpretations when developing the research question and study design. Readers will find further information on this subject in Farine & Whitehead (2015) as well as Scott (2017).

#### **(4) The other way around: does culture affect social structure?**

While the social structure (i.e. social network) affects patterns of cultural transmission, culture can also feed back into the structure of prehistoric hunter–gatherer societies [(iii) in Fig. 3]. Based on the archaeological record, much research assumes that certain cultural traits can be used as population or cultural markers (Gamble *et al.*, 2005). Conceivably, individuals from a given regional group would have interacted more frequently with individuals sharing similar characteristics (such as within the household and with nearby regional groups), and some cultural traits could have been maintained in the group through conformism (i.e. when individuals choose the most common behaviour when starting to learn). For most of the archaeological record, we have no means to

evaluate empirically whether culture shaped prehistoric hunter–gatherer societies in this way or not. Yet, evidence from modern species shows that individuals may preferentially interact with conspecifics who share similar cultural behaviour (i.e. a mechanism called homophily), causing a feeding back into the social structure. For example, sympatric communities of cetaceans create social bonds based on the similarity of their vocal repertoire, which creates a biased cultural transmission (Cantor *et al.*, 2015). Captive cowbirds (*Molothrus ater*) copulate preferentially with individuals sharing the same cultural background (Freeberg, 1996). Modern humans preferentially mate with individuals sharing similar phenotypes, such as education level (Domingue *et al.*, 2014). Altogether, these examples illustrate feedback links between culture and social structure.

### **VII. PREDICTIONS AND OUTSTANDING QUESTIONS**

The feedback loop diagram (Fig. 3) provides a theoretical basis for the study of human cultural evolution. As the population grows, the complexity of social interactions increases (i.e. diversity in social partners and frequency of social connections; but see Kappeler (2019) for a comprehensive discussion on the definition of social complexity), generating different social patterns. The accumulation of interactions gives rise to the social structure (Hinde, 1976), which can be translated into network properties. Using SNA, we can estimate the impact that each property (e.g. eigenvector centrality, assortativity; Table 1) has on cultural transmission dynamics and investigate how a given cultural attribute might have spread through the network and then accumulated, or been lost, over generations. We can now make several predictions based on our findings in the literature and the proposed multilevel and evolutionary framework (Table 2).

### **VIII. OTHER FACETS OF THE STUDY**

To understand cultural patterns better, it is also pertinent to consider the temporal variation of the socio-spatial structure. Social relationships are dynamic: they occur discontinuously over time and potentially according to, among other factors, variations in the environmental conditions, group size, and the health status of individuals (Kelly, 2007). Consequently, the network's topology is altered: the node variations affect the linkages, and the linkages affect the transmission paths. To evaluate the temporal patterns of cultural shifts, a major archaeological consideration is the choice of time resolution. While cultural transmission mechanisms (e.g. vertical transmission) unfold over a short time-scale (e.g. from one generation to the next), such a resolution is unlikely in the case of using material culture (Garvey, 2018). Since archaeological data are most

Table 2. Summary of predictions proposed in our current framework translated into outstanding questions for future studies

Network thinking	Outstanding research questions
Regional groups with many connections to other regional groups (e.g. degree centrality) are potentially super-spreaders of information. In other words, if the transmission processes start with them, information is more likely to spread faster and to a higher number of regional groups.	<ul style="list-style-type: none"> <li>• Is there a relationship between node centrality and cultural complexity?</li> <li>• How does information acquisition influence the development and maintenance of social connectivity?</li> </ul>
Regional groups occupying intermediate positions in their network (i.e. high betweenness centrality) determine the spreading of material culture to peripheral groups.	<ul style="list-style-type: none"> <li>• Are regional groups with weaker social bonds (across regional groups) more likely to present cultural specialisation?</li> <li>• How does the position of a regional group (in terms of betweenness centrality) influence its degree of cultural specialisation?</li> <li>• Does the disappearance of intermediate connections lead to a general loss of cultural complexity?</li> </ul>
A network's modularity has a direct influence on the extent and speed of information diffusion.	<ul style="list-style-type: none"> <li>• To what degree is the relationship between population size and cultural complexity mediated by modularity?</li> <li>• What is the relationship between network density and cultural complexity? Under what conditions does greater connectivity favour (or hinder) cultural complexity?</li> <li>• To what degree does the level of cultural complexity favour the resilience of regional groups to environmental changes, and is this adaptative capacity predictable, based on the social structure?</li> </ul>

frequently presented as a record of aggregated events over time (years, centuries, or millennia), researchers may keep in mind that their final outputs are snapshots of a superposition of social interactions for a given time. Thus, while including temporal dynamics in the analytical models may help to understand the formation and stabilisation of social structure (e.g. Hobson, Avery, & Wright, 2013) and to predict transmission processes, integrating temporal variation in social network analysis requires caution.

Finally, social structure should not be considered as an independent factor that drives cumulative culture. In any complex system, the combination of several conditions may influence the variation of cultural attributes. In the case of prehistoric hunter–gatherers, these conditions include, among others: type of habitat and prey abundance, landscape connectivity, and environmental conditions. Cumulative culture is a product of the relationships between social and ecological variables. Understanding the interplay between social structure and cultural transmission is a crucial step towards comprehending historical and current cultural dynamics. Herein we argued that the socio-spatial structure of prehistoric hunter–gatherers is a fundamental component of cultural evolutionary theory. We thus hope this review encourages researchers to venture deeper into the interface between social structure, cultural transmission and cumulative cultural evolution.

## IX. CONCLUSIONS

- (1) Cultural evolution is fundamentally a multidisciplinary field, connecting gaps between anthropology, archaeology, evolutionary biology, behavioural ecology and animal behaviour. Although considerable efforts have been made to introduce network science into the discipline of archaeology, few formal studies have applied a network perspective to cultural evolutionary theory. To understand the evolution of human behaviour, it is essential to study the ancestral patterns of social connections. The prehistoric hunter–gatherer model plays a key role in understanding the link between social structure and the evolution of cultural complexity.
- (2) Most cultural evolution models consider the production of new traits (i.e. innovation, imitation) and their final outcome (i.e. accumulation, loss or stability) rather than the mechanisms underlying the spread of these traits (such as the impact of hunter–gatherer socio-spatial structure on cultural transmission). The fundamental assumption of the demographic hypothesis is that larger groups present toolkits that are more complex than those of smaller groups. However, the relationship between population size and cultural complexity is not always linear: it depends, among other factors, on social connectivity. We have presented evidence that social structure does affect transmission processes.
- (3) By integrating a multilevel analytical framework in the study of prehistoric hunter–gatherer society culture, we draw attention to the interplay between social structure and cultural evolution. Current evidence supports the view that network properties predict the path and efficiency of social transmission in myriad social species. We propose that a close evaluation of social network structure, in which regional groups are

embedded, can greatly contribute to assessing how different aspects of a social structure could influence cultural transmission patterns, and ultimately cumulative culture. This has enabled us to present predictions based on our current framework, archaeological data, and the literature concerning animal behaviour.

- (4) Finally, there is a clear need for further research on two subjects: first, how social relationships between prehistoric hunter–gatherers cause variations in the extent to which cultural changes occur and the dynamics of cumulative culture; and second, whether and how culture might have shaped hunter–gatherer networks. By applying social network analyses, we can achieve greater accuracy regarding the selective mechanisms underlying cultural transmission. The latter will ultimately shed light on the process of human cultural evolution itself.

## X. ACKNOWLEDGEMENTS

We are grateful to Rowan Mclaughlin and two anonymous referees for comments that greatly improved the manuscript. This work was funded by the European Research Council (ref. ERC-2015 Co-Grant 683018) awarded to J.F.-L.d.P. – PALEODEM project: “Late Glacial and Postglacial Population History and Cultural Transmission in Iberia (C.15,000–8,000cal BP)”. The authors were also supported by the Catalan Agency for Management of University and Research Grants (AGAUR), Grant 2017SGR836.

## XI. REFERENCES

- ALLEN, J., WEINRICH, M., HOPPITT, W. & RENDELL, L. (2013). Network-based diffusion analysis reveals cultural transmission of lobtail feeding in humpback whales. *Science* **340**, 485–488.
- ANDERSON, D. G., GOODYEAR, A. C., KENNETT, J. & WEST, A. (2011). Multiple lines of evidence for possible human population decline/settlement reorganization during the early younger dryas. *Quaternary International* **242**, 570–583.
- BARABÁSI, A. L. (2016). *Network Science*. Cambridge University Press, Cambridge.
- BARRAT, A., BARTHÉLEMY, M., PASTOR-SATORRAS, R. & VESPIGNANI, A. (2004). The architecture of complex weighted networks. *Proceedings of the National Academy of Sciences of the United States of America* **101**, 3747–3752.
- BARTON, C. M. (1997). Stone tools, style, and social identity: an evolutionary perspective on the archaeological record. *Archaeological Papers of the American Anthropological Association* **7**, 141–156.
- BAR-YOSEF, O. (2002). The upper palaeolithic revolution. *Annual Review of Anthropology* **31**, 363–393.
- BETTINGER, R. (1991). Hunter-gatherers and neo-darwinian cultural transmission. In *Hunter-Gatherers: Archaeological and Evolutionary Theory*, pp. 181–208. Plenum Press, New York.
- BLOCKLEY, S., CANDY, I., MATTHEWS, I., LANGDON, P., LANGDON, C., PALMER, A., LINCOLN, P., ABROOK, A., TAYLOR, B., CONNELLER, C., BAYLISS, A., MACLEOD, A., DEEPROSE, L., DARVILL, C., KEARNEY, R., BEAVAN, N., STAFF, R., BAMFORTH, M., TAYLOR, M. & MILNER, N. (2018). The resilience of postglacial hunter-gatherers to abrupt climate change. *Nature Ecology & Evolution* **2**, 810–818.
- BOCQUET-APPEL, J.-P. (2011). The agricultural demographic transition during and after the agriculture inventions. *Current Anthropology* **52**, 497–510.
- BONACCHI, P. (1987). Power and centrality: a family of measures. *American Journal of Sociology* **92**, 1170–1182.
- BONNIE, K. E. & DE WAAL, F. B. M. (2006). Affiliation promotes the transmission of a social custom: handclasp grooming among captive chimpanzees. *Primates* **47**, 27–34.
- BOYD, R. & RICHEYSON, P. J. (1985). *Culture and the Evolutionary Process*. The University of Chicago Press, Chicago.
- BOYD, R. & RICHEYSON, P. J. (1996). Why culture is common, but cultural evolution is rare. In *Evolution of Social Behaviour Patterns in Primates and Man* (eds W. G. RUNCIMAN, J. M. SMITH and R. I. M. DUNBAR), pp. 77–93. Oxford University Press, New York.
- BRUGHMANS, T. (2010). Connecting the dots: towards archaeological network analysis. *Oxford Journal of Archaeology* **29**, 277–303.
- BRUGHMANS, T. (2013). Thinking through networks: a review of formal network methods in archaeology. *Journal of Archaeological Method and Theory* **20**, 623–662.
- BUCHANAN, B., HAMILTON, M. J., KILBY, J. D. & GINGERICH, J. A. M. (2016a). Lithic networks reveal early regionalization in Late Pleistocene North America. *Journal of Archaeological Science* **65**, 114–121.
- BUCHANAN, B., O'BRIEN, M. J. & COLLARD, M. (2016b). Drivers of technological richness in prehistoric Texas: an archaeological test of the population size and environmental risk hypotheses. *Archaeological and Anthropological Sciences* **8**, 625–634.
- CANTOR, M., SHOEMAKER, L. G., CABRAL, R. B., FLORES, C. O., VARGA, M. & WHITEHEAD, H. (2015). Multilevel animal societies can emerge from cultural transmission. *Nature Communications* **6**, 8091.
- CARVALHO, S., BIRO, D., CUNHA, E., HOCKINGS, K., MCGREW, W. C., RICHMOND, B. G. & MATSUZAWA, T. (2012). Chimpanzee carrying behaviour and the origins of human bipedality. *Current Biology* **22**, 180–181.
- CAVALLI-SFORZA, L. L. & FELDMAN, M. W. (1981). *Cultural Transmission and Evolution: A Quantitative Approach*. Princeton University Press, Princeton.
- CHENEY, D. L., SILK, J. B. & SEYFARTH, R. M. (2016). Network connections, dyadic bonds and fitness in wild female baboons. *Royal Society Open Science* **3**, 160255.
- CHERVEN, K. (2013). *Network Graph Analysis and Visualization with Gephi*. Packt Publishing Limited, Birmingham.
- CLAIDIÈRE, N., MESSER, E. J. E., HOPPITT, W. & WHITEN, A. (2013). Diffusion dynamics of socially learned foraging techniques in squirrel monkeys. *Current Biology* **23**, 1251–1255.
- CLAY, Z. & TENNIE, C. (2018). Is overimitation a uniquely human phenomenon? Insights from human children as compared to bonobos. *Child Development* **89**, 1535–1544.
- CLUNE, J., MOURET, J. & LIPSON, H. (2013). The evolutionary origins of modularity. *Proceedings of the Royal Society B: Biological Sciences* **280**, 20122863.
- COELHO, C. G., FALÓTICO, T., IZAR, P., MANNU, M., RESENDE, B. D., SIQUEIRA, J. O. & OTTONI, E. B. (2015). Social learning strategies for nut-cracking by tufted capuchin monkeys (*Sapajus* spp.). *Animal Cognition* **18**, 911–919.
- COLLAR, A., COWARD, F., BRUGHMANS, T. & MILLS, B. J. (2015). Networks in archaeology: phenomena, abstraction, representation. *Journal of Archaeological Method and Theory* **22**, 1–32.
- COLLARD, M., KEMERY, M. & BANKS, S. (2005). Causes of toolkit variation among hunter-gatherers: a test of four competing hypotheses. *Canadian Journal of Archaeology* **29**, 1–19.
- COLLARD, M., BUCHANAN, B., MORIN, J. & COSTOPOULOS, A. (2011). What drives the evolution of hunter-gatherer subsistence technology? A reanalysis of the risk hypothesis with data from the Pacific northwest. *Philosophical Transactions of the Royal Society B: Biological Sciences* **366**, 1129–1138.
- COLLARD, M., BUCHANAN, B., O'BRIEN, M. J. & SCHOLNICK, J. (2013). Risk, mobility or population size? Drivers of technological richness among contact-period western North American hunter-gatherers. *Philosophical Transactions of the Royal Society B: Biological Sciences* **368**, 20120412.
- CREANZA, N., KOLODNY, O. & FELDMAN, M. W. (2017). Greater than the sum of its parts? Modelling population contact and interaction of cultural repertoires. *Journal of the Royal Society Interface* **14**, 20170171.
- DARWIN, C. (1859). *On the Origin of Species by Means of Natural Selection, or the Preservation of Favoured Races in the Struggle for Life*. John Murray, London.
- DAVID-BARRETT, T. (2019). Network effects of demographic transition. *Scientific Reports* **9**, 2361.
- DEAN, L. G., VALE, G. L., LALAND, K. N., FLYNN, E. & KENDAL, R. L. (2014). Human cumulative culture: a comparative perspective. *Biological Reviews* **89**, 284–301.
- DEREX, M. & BOYD, R. (2016). Partial connectivity increases cultural accumulation within groups. *Proceedings of the National Academy of Sciences of the United States of America* **113**, 2982–2987.
- DEREX, M., BEUGIN, M.-P., GODELLE, B. & RAYMOND, M. (2013). Experimental evidence for the influence of group size on cultural complexity. *Nature* **503**, 389–391.
- DEREX, M., PERREAULT, C. & BOYD, R. (2018). Divide and conquer: intermediate levels of population fragmentation maximize cultural accumulation. *Philosophical Transactions of the Royal Society B: Biological Sciences* **373**, 20170062.
- DOMINGUE, B. W., FLETCHER, J., CONLEY, D. & BOARDMAN, J. D. (2014). Genetic and educational assortative mating among US adults. *Proceedings of the National Academy of Sciences of the United States of America* **111**, 7996–8000.
- DUBOSCQ, J., ROMANO, V., MACINTOSH, A. & SUEUR, C. (2016). Social information transmission in animals: lessons from studies of diffusion. *Frontiers in Psychology* **7**, 1147.

- FARINE, D. R. & WHITEHEAD, H. (2015). Constructing, conducting and interpreting animal social network analysis. *Journal of Animal Ecology* **84**, 1144–1163.
- FERNÁNDEZ-LÓPEZ DE PABLO, J., GUTIÉRREZ-ROIG, M., GÓMEZ-PUCHE, M., McLAUGHLIN, R., SILVA, F. & LOZANO, S. (2019). Palaeodemographic modelling supports a population bottleneck during the Pleistocene-Holocene transition in Iberia. *Nature Communications* **10**, 1872.
- FREEBERG, T. M. (1996). Assortative mating in captive cowbirds is predicted by social experience. *Animal Behaviour* **52**, 1129–1142.
- FREEMAN, L. C. (1979). Centrality in social networks conceptual clarification. *Social Networks* **1**, 215–239.
- GALEF, B. G. JR. & LALAND, K. N. (2005). Social learning in animals: empirical studies and theoretical models. *Bioscience* **55**, 489–499.
- GAMBLE, C., DAVIES, W., PETTIT, P., HAZELWOOD, L. & RICHARDS, M. (2005). The archaeological and genetic foundations of the European population during the late glacial: implications for 'agricultural thinking'. *Cambridge Archaeological Journal* **15**, 193–223.
- GARVEY, R. (2018). Current and potential roles of archaeology in the development of cultural evolutionary theory. *Philosophical Transactions of the Royal Society B: Biological Sciences* **373**, 20170057.
- GIRVAN, M. & NEWMAN, M. E. J. (2002). Community structure in social and biological networks. *Proceedings of the National Academy of Sciences of the United States of America* **99**, 7821–7826.
- GRIFFIN, R. H. & NUNN, C. L. (2012). Community structure and the spread of infectious disease in primate social networks. *Evolutionary Ecology* **26**, 779–800.
- GROENHUIJZEN, M. R. & VERHAGEN, P. (2016). Testing the robustness of local network metrics in research on archeological local transport networks. *Frontiers in Digital Humanities* **3**, 6.
- HAGEN, R., VAN DER PLOEG, J. & MINTER, T. (2016). How do hunter-gatherers learn? The transmission of indigenous knowledge among the Agta of The Philippines. *Hunter Gatherer Research* **3**, 389–413.
- HAMILTON, M. J., BUCHANAN, B. & WALKER, R. S. (2018). Scaling the size, structure, and dynamics of residentially mobile hunter-gatherer camps. *American Antiquity* **83**, 701–720.
- HANNEMAN, R. & RIDDLE, M. (2005). *Introduction to Social Network Methods*. University of California, Riverside.
- HASLAM, M., HERNANDEZ-AGUILAR, R. A., PROFFITT, T., ARROYO, A., FALÓTICO, T., FRAGASY, D., GUMERT, M., HARRIS, J. W. K., HUFFMAN, M. A., KALAN, A. K., MALAIVIJITNOND, S., MATSUZAWA, T., MCGREW, W., OTTONI, E. B., PASCUAL-GARRIDO, A., PIEL, A., PRUETZ, J., SCHUPPLI, C., STEWART, F., TAN, A., VISALBERGHI, E. & LUNCZ, L. V. (2017). Primate archaeology evolves. *Nature Ecology and Evolution* **1**, 1431–1437.
- HENRICH, J. (2004). Demography and cultural evolution: how adaptive cultural processes can produce maladaptive losses: the Tasmanian case. *American Antiquity* **69**, 197–214.
- HENRICH, J. (2006). Understanding cultural evolutionary models: a reply to Read's critique. *American Antiquity* **71**, 771–782.
- HENRICH, J., BOYD, R., DEREX, M., KLINE, M. A., MESOUDI, A., MUTHUKRISHNA, M., POWELL, A. T., SHENNAN, S. J. & THOMAS, M. G. (2016). Understanding cumulative cultural evolution. *Proceedings of the National Academy of Sciences of the United States of America* **113**, E6724–E6725.
- HILL, K. R., WALKER, R. S., BOŽIČEVI, M., EDER, J., HEADLAND, T., HEWLETT, B., HURTADO, A. M., MARLOWE, F., WIESSNER, P. & WOOD, B. (2011). Co-residence patterns in hunter-gatherer societies show unique human social structure. *Science* **331**, 1286–1289.
- HILL, K. R., WOOD, B. M., BAGGIO, J., HURTADO, A. M. & BOYD, R. T. (2014). Hunter-gatherer inter-band interaction rates: implications for cumulative culture. *PLoS One* **9**, e102806.
- HINDE, R. A. (1976). Interactions, relationships and social structure. *Man* **11**, 1–17.
- HOBATER, C., POISOT, T., ZUBERBÜHLER, K., HOPPIST, W. & GRUBER, T. (2014). Social network analysis shows direct evidence for social transmission of tool use in wild chimpanzees. *PLoS Biology* **12**, e1001960.
- HOBSON, E., AVERY, M. & WRIGHT, T. (2013). An analytical framework for quantifying and testing patterns of temporal dynamics in social networks. *Animal Behaviour* **85**, 83–96.
- HOFFMANN, D. L., STANDISH, C. D., GARCÍA-DIEZ, M., PETTIT, P. B., MILTON, J. A., ZILHÃO, J., ALCOLEA-GONZÁLEZ, J. J., CANTALEJO-DUARTE, P., COLLADO, H., DE BALBÍN, R., LORBLANCHET, M., RAMOS-MUNOZ, J., WENIGER, G.-C. & PIKE, A. W. G. (2018). U-Th dating of carbonate crusts reveals Neandertal origin of Iberian cave art. *Science* **315**, 912–915.
- HOPPIST, W. J. E. & FARINE, D. R. (2018). Association indices for quantifying social relationships: how to deal with missing observations of individuals or groups. *Animal Behaviour* **136**, 227–238.
- HUFFMAN, M. A., NAHALGAGE, C. A. D. & LECA, J. B. (2008). Cultured monkeys: social learning cast in stones. *Current Directions in Psychological Science* **17**, 410–414.
- HUXLEY, J. (1942). *Evolution: The Modern Synthesis*. George Allen & Unwin Ltd., London.
- KAPPELER, P. M. (2019). A framework for studying social complexity. *Behavioral Ecology and Sociobiology* **73**, 13.
- KELLY, R. L. (2007). *The Foraging Spectrum: Diversity in Hunter-Gatherer Lifeways*. Percheron Press, New York.
- KELLY, R. L., STROVELL, T. A., SHUMAN, B. N. & SMITH, G. M. (2013). A continuous climatic impact on Holocene human population in the Rocky Mountains. *Proceedings of the National Academy of Sciences of the United States of America* **110**, 443–447.
- KEMPE, M. & MESOUDI, A. (2014). An experimental demonstration of the effect of group size on cultural accumulation. *Evolution and Human Behavior* **35**, 285–290.
- KLEIN, R. G. (2000). Archeology and the evolution of human behavior. *Evolutionary Anthropology* **9**, 17–36.
- KLINE, M. A. & BOYD, R. (2010). Population size predicts technological complexity in Oceania. *Proceedings of the Royal Society B: Biological Sciences* **277**, 2559–2564.
- KOBAYASHI, Y., OHTSUKI, H. & WAKANO, J. Y. (2016). Population size vs. social connectedness — a gene-culture coevolutionary approach to cumulative cultural evolution. *Theoretical Population Biology* **111**, 87–95.
- KOLODNY, O., FELDMAN, M. W. & CREANZA, N. (2018). Integrative studies of cultural evolution: crossing disciplinary boundaries to produce new insights. *Philosophical Transactions of the Royal Society B: Biological Sciences* **373**, 20170048.
- KURVERS, R. H. J. M., KRAUSE, J., CROFT, D. P., WILSON, A. D. M. & WOLF, M. (2014). The evolutionary and ecological consequences of animal social networks: emerging issues. *Trends in Ecology & Evolution* **29**, 326–335.
- LALAND, K. N. & HOPPIST, W. (2003). Do animals have culture? *Evolutionary Anthropology* **12**, 150–159.
- LALAND, K. N. & STERELNY, K. (2006). Perspective: seven reasons (not) to neglect niche construction. *Evolution: International Journal of Organic Evolution* **60**, 1751–1762.
- LALAND, K. N., ODLING-SMEE, J. & FELDMAN, M. W. (2001). Cultural niche construction and human evolution. *Journal of Evolutionary Biology* **14**, 22–33.
- LATORA, V. & MARCHIORI, M. (2001). Efficient behavior of small-world networks. *Physical Review Letters* **87**, 198701.
- LENTZ, H. H. K., SELHORST, T. & SOKOLOV, I. M. (2012). Spread of infectious diseases in directed and modular metapopulation networks. *Physical Review E* **85**, 066111.
- LEW-LEVY, S., RECKIN, R., LAVI, N., CRISTÓBAL-AZKARATE, J. & ELLIS-DAVIES, K. (2017). How do hunter-gatherer children learn subsistence skills?: a meta-ethnographic review. *Human Nature* **28**, 367–394.
- MARCHAND, G. & PERRIN, T. (2017). Why this revolution? Explaining the major technical shift in southwestern Europe during the 7th millennium cal. BC. *Quaternary International* **428**, 73–85.
- MCPHERRON, S. P., ALEMSEGED, Z., MAREAN, C. W., WYNN, J. G., REED, D., GERAADS, D., BOBE, R. & BÉARAT, H. A. (2010). Evidence for stone-tool-assisted consumption of animal tissues before 3.39 million years ago at Dikika, Ethiopia. *Nature* **466**, 857–860.
- MERCADER, J., BARTON, H., GILLESPIE, J., HARRIS, J., KUHN, S., TYLER, R. & BOESCH, C. (2007). 4,300-year-old chimpanzee sites and the origins of percussive stone technology. *Proceedings of the National Academy of Sciences of the United States of America* **104**, 3043–3048.
- MESOUDI, A. & THORNTON, A. (2018). What is cumulative cultural evolution? *Proceedings of the Royal Society B: Biological Sciences* **285**, 20180712.
- MIGLIANO, A. B., PAGE, A. E., GÓMEZ-GARDEÑES, J., SALALI, G. D., VIGUIER, S., DYBLE, M., THOMPSON, J., CHAUDHARY, N., SMITH, D., STRODS, J., MACÉ, R., THOMAS, M. G., LATORA, V. & VINICIUS, L. (2017). Characterization of hunter-gatherer networks and implications for cumulative culture. *Nature Human Behaviour* **1**, 0043.
- MILLER-ATKINS, G. & PREMO, L. S. (2018). Time-averaging and the spatial scale of regional cultural differentiation in archaeological assemblages. *STAR: Science & Technology of Archaeological Research* **4**, 12–27.
- MILLS, B. J. (2017). Social network analysis in archaeology. *Annual Review of Anthropology* **46**, 309–334.
- MILLS, B. J., SHACKLEY, M. S., ROBERTS, J. M., CLAUSET, A., HUNTLEY, D. L., BREIGER, R. L., CLARK, J. J., BORCK, L., HAAS, W. R., PEEPLES, M. A. & HILL, J. B. (2013). Transformation of social networks in the late pre-hispanic US southwest. *Proceedings of the National Academy of Sciences of the United States of America* **110**, 5785–5790.
- NEMATZADEH, A., FERRARA, E., FLAMMINI, A. & AHN, Y. Y. (2014). Optimal network modularity for information diffusion. *Physical Review Letters* **113**, 088701.
- NEWELL, R. R., KIELMAN, D., CONSTANDSE-WESTERMANN, T. S., VAN DER SANDEN, W. A. & VAN GIJN, A. (1990). *An Inquiry into the Ethnic Resolution of Mesolithic Regional Groups: The Study of their Decorative Ornaments in Time and Space*. Brill, New York.
- NEWMAN, M. E. J. (2002). Assortative mixing in networks. *Physical Review Letters* **89**, 208701.
- NEWMAN, M. E. J. (2006). Finding community structure in networks using the eigenvectors of matrices. *Physical Review E* **74**, 036104.
- NUNN, C. L., MCCABE, C. M., VERDOLIN, J. L., JORDA, F., FEWELL, J. H. & NUNN, C. L. (2015). Infectious disease and group size: more than just a numbers game. *Philosophical Transactions of the Royal Society B: Biological Sciences* **370**, 20140111.
- ÖSTBORN, P. & GERDING, H. (2014). Network analysis of archaeological data: a systematic approach. *Journal of Archaeological Science* **46**, 75–88.
- OSWALT, W. H. (1976). *An Anthropological Analysis of Food-Getting Technology*. Wiley, Hoboken.



- PASQUARETTA, C., LEVÉ, M., CLAUDIERE, N., VAN DE WAAL, E., WHITEN, A., MACINTOSH, A. J. J., PELÉ, M., BERGSTROM, M. L., BORGEAUD, C., BROSNAN, S. F., CROFOOT, M. C., FEDIGAN, L. M., FIGHTEL, C., HOPPER, L. M., MARENO, M. C., et al. (2014). Social networks in primates: smart and tolerant species have more efficient networks. *Scientific Reports* **4**, 7600.
- PEEPLES, M. A. (2019). Finding a place for networks in archaeology. *Journal of Archaeological Research* **27**, 451–499.
- PEEPLES, M. A., MILLS, B. J., RANDALL HAAS, W., CLARK, J. J. & ROBERTS, J. M. (2016). Analytical challenges for the application of social network analysis in archaeology. In *The Connected Past: Challenges to Network Studies in Archaeology and History* (eds T. BRUGHMANS, A. COLLAR and F. COWARD), pp. 59–84. Oxford University Press, Oxford.
- POTTS, R. (1996). *Humanity's Descent: The Consequences of Ecological Instability*. William Morrow & Company, New York.
- POWELL, A., SHENNAN, S. & THOMAS, M. G. (2009). Late Pleistocene demography and the appearance of modern human behavior. *Science* **324**, 1298–1301.
- PREMO, L. S. (2012). Local extinctions, connectedness, and cultural evolution in structured populations. *Advances in Complex Systems* **15**, 1150002.
- PRIGNANO, L., MORER, I. & DIAZ-GUILERA, A. (2017). Wiring the past: a network science perspective on the challenge of archeological similarity networks. *Frontiers in Digital Humanities* **4**, 13.
- RAILSBACK, S. F. & GRIMM, V. (2012). *Agent-Based and Individual-Based Modelling*. Princeton University Press, Princeton.
- RASMUSSEN, S. O., BIGLER, M., BLOCKLEY, S. P., BLUNIER, T., BUCHARDT, S. L., CLAUSEN, H. B., CVJANOVIC, I., DAHL-JENSEN, D., JOHNSEN, S. J., FISCHER, H., GRINIS, V., GUILLEVIC, M., HOEK, W. Z., LOWE, J. J., PEDRO, J. B., POPP, T., SEIERSTAD, I. K., STEFFENSEN, J. P., SVENSSON, A. M., VALLELONGA, P., VINTHER, B. M., WALKER, M. J. C., WHEATLEY, J. J. & WINSTRUP, M. (2014). A stratigraphic framework for abrupt climatic changes during the last glacial period based on three synchronized Greenland ice-core records: refining and extending the INTIMATE event stratigraphy. *Quaternary Science Reviews* **106**, 14–28.
- READ, D. (2008). An interaction model for resource implement complexity based on risk and number of annual moves. *American Antiquity* **73**, 599–625.
- READ, D. (2012). *Population Size Does Not Predict Artifact Complexity: Analysis of Data from Tasmania, Arctic Hunter-Gatherers, and Oceania Fishing Groups by Dweight*. UCLA Center for Human Complex Systems, Los Angeles.
- RIEDE, F. (2014). Eruptions and ruptures - a social network perspective on vulnerability and impact of the Laacher see eruption (c. 13,000 BP) on late glacial hunter-gatherers in northern Europe. *Archaeological Review from Cambridge* **29**, 67–102.
- RIEDE, F. (2016). The loss and re-introduction of bow-and-arrow technology: a case study from the northern European late Paleolithic. *Lithic Technology* **34**, 27–45.
- RIEDE, F., HOGGARD, C. & SHENNAN, S. (2019). Reconciling material cultures in archaeology with genetic data requires robust cultural evolutionary taxonomies. *Palgrave Communications* **5**, 55.
- ROMANO, V., DUBOSCOQ, J., SARABIAN, C., THOMAS, E., SUEUR, C. & MACINTOSH, A. J. J. (2016). Modeling infection transmission in primate networks to predict centrality-based risk. *American Journal of Primatology* **78**, 767–779.
- ROMANO, V., SHEN, M., PANSANEL, J., MACINTOSH, A. J. J. & SUEUR, C. (2018). Social transmission in networks: global efficiency peaks with intermediate levels of modularity. *Behavioral Ecology and Sociobiology* **72**, 154.
- SAH, P., LEU, S. T., CROSS, P. C., HUDSON, P. J. & BANSAL, S. (2017). Unraveling the disease consequences and mechanisms of modular structure in animal social networks. *Proceedings of the National Academy of Sciences of the United States of America* **114**, 4165–4170.
- VAN SCHAIK, C. P., FOX, E. B. A. & FECHTMAN, L. T. (2003). Individual variation in the rate of use of tree-hole tools among wild orang-utans: implications for hominin evolution. *Journal of Human Evolution* **44**, 11–23.
- SCOTT, J. (2017). *Social Network Analysis*. SAGE Publications Ltd, London.
- SHENNAN, S. (2001). Demography and cultural innovation: a model and its implications for the emergence of modern human culture. *Cambridge Archaeological Journal* **11**, 5–16.
- SHOTT, M. (2016). Technological organization and settlement mobility: an ethnographic examination. *Journal of Anthropological Research* **42**, 15–51.
- SUEUR, C., ROMANO, V., SOSA, S. & PUGA-GONZALEZ, I. (2019). Mechanisms of network evolution: a focus on socioecological factors, intermediary mechanisms, and selection pressures. *Primates* **60**, 167–181.
- TALLAVAARA, M., LUOTO, M., KORHONEN, N., JÄRVINEN, H. & SEPPÄ, H. (2015). Human population dynamics in Europe over the last glacial maximum. *Proceedings of the National Academy of Sciences of the United States of America* **112**, 8232–8237.
- TOMASELLO, M. (1994). The question of chimpanzee culture. In *Chimpanzee Cultures* (eds R. W. WRANGHAM, W. C. MCGREW, F. B. M. DE WAAL and P. G. HELTNE), pp. 301–317. Harvard University Press, Cambridge.
- TORRENCE, R. (2001). Hunter-gatherer technology: macro- and microscale approaches. In *Hunter-Gatherers: An Interdisciplinary Perspective* (eds C. PANTER-BRICK, R. H. LAYTON and P. ROWLEY-CONWY), pp. 73–98. New York: Cambridge University Press.
- VAESEN, K., COLLARD, M., COSGROVE, R. & ROEBROEKS, W. (2016). Population size does not explain past changes in cultural complexity. *Proceedings of the National Academy of Sciences of the United States of America* **113**, E2241–E2247.
- VOELKEL, B. & NOË, R. (2010). Simulation of information propagation in real-life primate networks: longevity, fecundity, fidelity. *Behavioral Ecology and Sociobiology* **64**, 1449–1459.
- VAN DE WAAL, E., BORGEAUD, C. & WHITEN, A. (2013). Potent social learning and conformity shape a wild primate's foraging decisions. *Science* **340**, 483–485.
- WAGNER, G. P., PAVLICEV, M. & CHEVERUD, J. M. (2007). The road to modularity. *Nature Reviews Genetics* **8**, 921–931.
- WATSON, S. K., BOTTING, J., WHITEN, A. & VAN DE WAAL, E. (2018). Culture and selective social learning in wild and captive primates. In *Evolution of Primate Social Cognition* (eds L. DI PAOLO, F. DI VINCENZO and F. DE PETRILLO), pp. 211–230. Springer International Publishing AG, Cham.
- WHALLON, R. (2006). Social networks and information: non-"utilitarian" mobility among hunter-gatherers. *Journal of Anthropological Archaeology* **25**, 259–270.
- WHITEHEAD, H. (2008). *Analyzing Animal Societies: Quantitative Methods for Vertebrate Social Analysis*. The University of Chicago Press, Chicago.
- WHITEHEAD, H. & LUSSEAU, D. (2012). Animal social networks as substrate for cultural behavioural diversity. *Journal of Theoretical Biology* **294**, 19–28.
- WHITEN, A. (2017). Social learning and culture in child and chimpanzee. *Annual Review of Psychology* **68**, 129–154.
- WHITEN, A., GOODALL, J., MCGREW, W. C., NISHIDA, T., REYNOLDS, V., SUGIYAMA, Y., TUTIN, C. E. G., WRANGHAM, R. W. & BOESCH, C. (1999). Cultures in chimpanzees. *Nature* **399**, 682–685.
- WHITEN, A., CALDWELL, C. A. & MESOUDI, A. (2016). Cultural diffusion in humans and other animals. *Current Opinion in Psychology* **8**, 15–21.
- WICKS, K. & MITHEN, S. (2014). The impact of the abrupt 8.2ka cold event on the Mesolithic population of western Scotland: a bayesian chronological analysis using 'activity events' as a population proxy. *Journal of Archaeological Science* **45**, 240–269.
- WOBST, H. M. (1974). Boundary conditions for Palaeolithic social systems: a simulation approach. *American Antiquity* **39**, 147–178.
- ZAHID, H. J., ROBINSON, E. & KELLY, R. L. (2016). Agriculture, population growth, and statistical analysis of the radiocarbon record. *Proceedings of the National Academy of Sciences of the United States of America* **113**, 931–935.
- ZILHÃO, J. (2011). Aliens from outer time? Why the "human revolution" is wrong, and where do we go from here? In *Continuity and Discontinuity in the Peopling of Europe One Hundred Fifty Years of Neanderthal Study* (eds S. CONDEMI and G.-C. WENIGER), pp. 331–366. Springer, New York.
- ZILHÃO, J., ANGELUCCI, D. E., BADAL-GARCIA, E., D'ERRICO, F., DANIEL, F., DAYET, L., DOUKA, K., HIGHAM, T. F. G., MARTINEZ-SANCHEZ, M. J., MONTES-BERNARDEZ, R., MURCIA-MASCAROS, S., PEREZ-SIRVENT, C., ROLDAN-GARCIA, C., VANHAEREN, M., VILLAVARDE, V., et al. (2010). Symbolic use of marine shells and mineral pigments by Iberian Neandertals. *Proceedings of the National Academy of Sciences of the United States of America* **107**, 1023–1028.

(Received 14 August 2019; revised 10 March 2020; accepted 17 March 2020; published online 1 April 2020)