



**HAL**  
open science

## A journey into trifluoromethylchalcogenation: some reagents from Lyon

Thierry Billard

► **To cite this version:**

Thierry Billard. A journey into trifluoromethylchalcogenation: some reagents from Lyon. Comptes Rendus. Chimie, 2024, 27 (G1), pp.217-226. 10.5802/crchim.341 . hal-04781579

**HAL Id: hal-04781579**

**<https://hal.science/hal-04781579v1>**

Submitted on 13 Nov 2024

**HAL** is a multi-disciplinary open access archive for the deposit and dissemination of scientific research documents, whether they are published or not. The documents may come from teaching and research institutions in France or abroad, or from public or private research centers.

L'archive ouverte pluridisciplinaire **HAL**, est destinée au dépôt et à la diffusion de documents scientifiques de niveau recherche, publiés ou non, émanant des établissements d'enseignement et de recherche français ou étrangers, des laboratoires publics ou privés.



Distributed under a Creative Commons Attribution 4.0 International License



ACADÉMIE  
DES SCIENCES  
INSTITUT DE FRANCE

# *Comptes Rendus*

---

## *Chimie*


Thierry Billard

**A journey into trifluoromethylchalcogenation: some reagents from Lyon**

Volume 27 (2024), p. 217-226

Online since: 13 November 2024

<https://doi.org/10.5802/crchim.341>

 This article is licensed under the  
CREATIVE COMMONS ATTRIBUTION 4.0 INTERNATIONAL LICENSE.  
<http://creativecommons.org/licenses/by/4.0/>



*The Comptes Rendus. Chimie* are a member of the  
Mersenne Center for open scientific publishing  
[www.centre-mersenne.org](http://www.centre-mersenne.org) — e-ISSN : 1878-1543



Review article

# A journey into trifluoromethylchalcogenation: some reagents from Lyon

Thierry Billard <sup>a</sup>

<sup>a</sup> Institute of Chemistry and Biochemistry (ICBMS, UMR CNRS 5246), CNRS, Université Lyon 1, CPE Lyon, 1 rue Victor Grignard, 69622 Lyon, France  
E-mail: [Thierry.billard@univ-lyon1.fr](mailto:Thierry.billard@univ-lyon1.fr)

*Dedicated to my former mentor, B. Langlois*

**Abstract.** The development of emerging fluorinated groups is an active field of research in recent years. In particular, the fusion of fluorinated moieties with chalcogens has attracted considerable interest. This has led to a strong demand for the development of new efficient reagents to perform various direct trifluoromethylchalcogenations. Herein, we present an overview of the results obtained in our laboratory in Lyon, which has actively contributed to this quest during the last 15 years.

**Keywords.** Trifluoromethoxylation, Trifluoromethylthiolation, Trifluoromethylselenolation, Trifluoromethanesulfenamide, Trifluoromethylselenosulfonate, DNTFB, Fluorine.

**Funding.** CNRS, French Ministry of Education and Research, CPE Lyon.

*Manuscript received 12 July 2024, revised 6 September 2024, accepted 17 September 2024.*

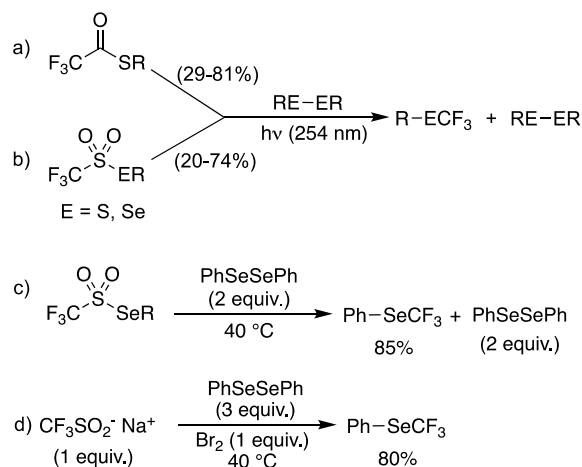
## 1. Introduction

Due to the intrinsic properties of the fluorine atom, fluorinated compounds possess unique properties [1–3]. Consequently, fluorinated molecules play an important role in a wide range of applications, such as materials [4–8], battery technology [9–11], agrochemistry [12–14], medicinal chemistry [15–21], medical imaging [21–27]... In order to develop new compounds with increasingly specific properties for targeted applications, the research of new fluorinated groups for the functionalization of various molecules has seen a growing interest in the last decade [28]. In this respect, the association of fluorinated moieties with heteroatoms has been particularly studied, with an important focus on chalcogens [29].

This interest in  $\text{CF}_3\text{O}$ ,  $\text{CF}_3\text{S}$  and  $\text{CF}_3\text{Se}$  moieties is due to their specific properties. Indeed, these substituents possess electronic properties that can modify the electron density of the molecules and thus

some of their behaviors (Table 1) [30]. In addition, these groups possess a high lipophilicity, which will contribute to the improvement of the physicochemical properties of compounds, such as their membrane permeation to increase their bioavailability (Table 1) [31–34]. Finally, some unusual conformational modifications can also be attributed to these moieties [35].

The chemistry of  $\text{CF}_3\text{O}$ ,  $\text{CF}_3\text{S}$  and  $\text{CF}_3\text{Se}$  groups is an old topic that has been studied since the 1960s. In 2010, the field received a new impetus, in particular with the development of new reagents that allow the direct introduction of  $\text{CF}_3\text{E}$  ( $\text{E} = \text{O}, \text{S}, \text{Se}$ ) groups onto molecules [29,36–39]. Based on our experience in this chemistry, our laboratory was one of the pioneering groups that, fifteen years ago, initiated a re-examination of the chemistry of  $\text{CF}_3\text{E}$  moieties by developing new reagents to perform direct trifluoromethyl chalcogenations. In this account, we will give an overview of the reagents we have developed and summarize our contributions to the field.



**Scheme 1.** Radical trifluoromethylation of disulfides and diselenides.

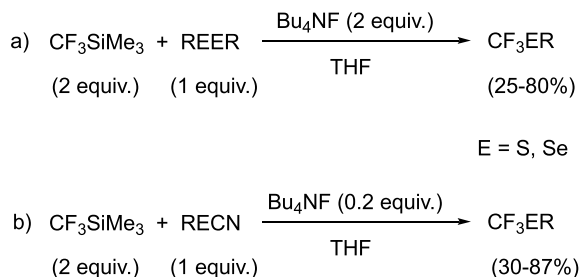
**Table 1.** Hammett ( $\sigma$ ), Swain–Lupton ( $F, R$ ) electronic parameters and Hansch–Leo ( $\pi_R$ ) lipophilicity parameters

Group	$\sigma_m$	$\sigma_p$	$F$	$R$	$\pi_R$
$\text{CF}_3\text{O}$	0.38	0.35	0.39	-0.04	1.04
$\text{CF}_3\text{S}$	0.40	0.50	0.36	0.14	1.44
$\text{CF}_3\text{Se}$	0.44	0.45	0.43	0.02	1.61

## 2. Back to the beginning

Our research interest in the trifluoromethylchalcogenyl groups began in the mid-1990s with the trifluoromethylation of sulfur and selenium derivatives. We initially developed radical trifluoromethylations of disulfides and diselenides using UV photolysis of trifluoromethyl thioesters (Scheme 1a) and trifluoromethanethio(seleno)sulfonates (Scheme 1b) [40]. In the case of trifluoromethaneselenosulfonates, similar results have been obtained by thermal activation (Scheme 1c) [41]. Since trifluoromethaneselenosulfonates were synthesized from Langlois' reagent ( $\text{CF}_3\text{SO}_2\text{Na}$ ) and diselenides, a one-pot process was also successfully carried out (Scheme 1d) [41].

More interestingly, nucleophilic trifluoromethylation of disulfides and diselenides was subsequently developed by employing the commercially available Ruppert–Prakash reagent ( $\text{CF}_3\text{SiMe}_3$ ) (Scheme 2a) [42]. However, disulfides and diselenides are often difficult to obtain as starting



**Scheme 2.** Nucleophilic trifluoromethylation of dichalcogenides and chalcogenocyanates.

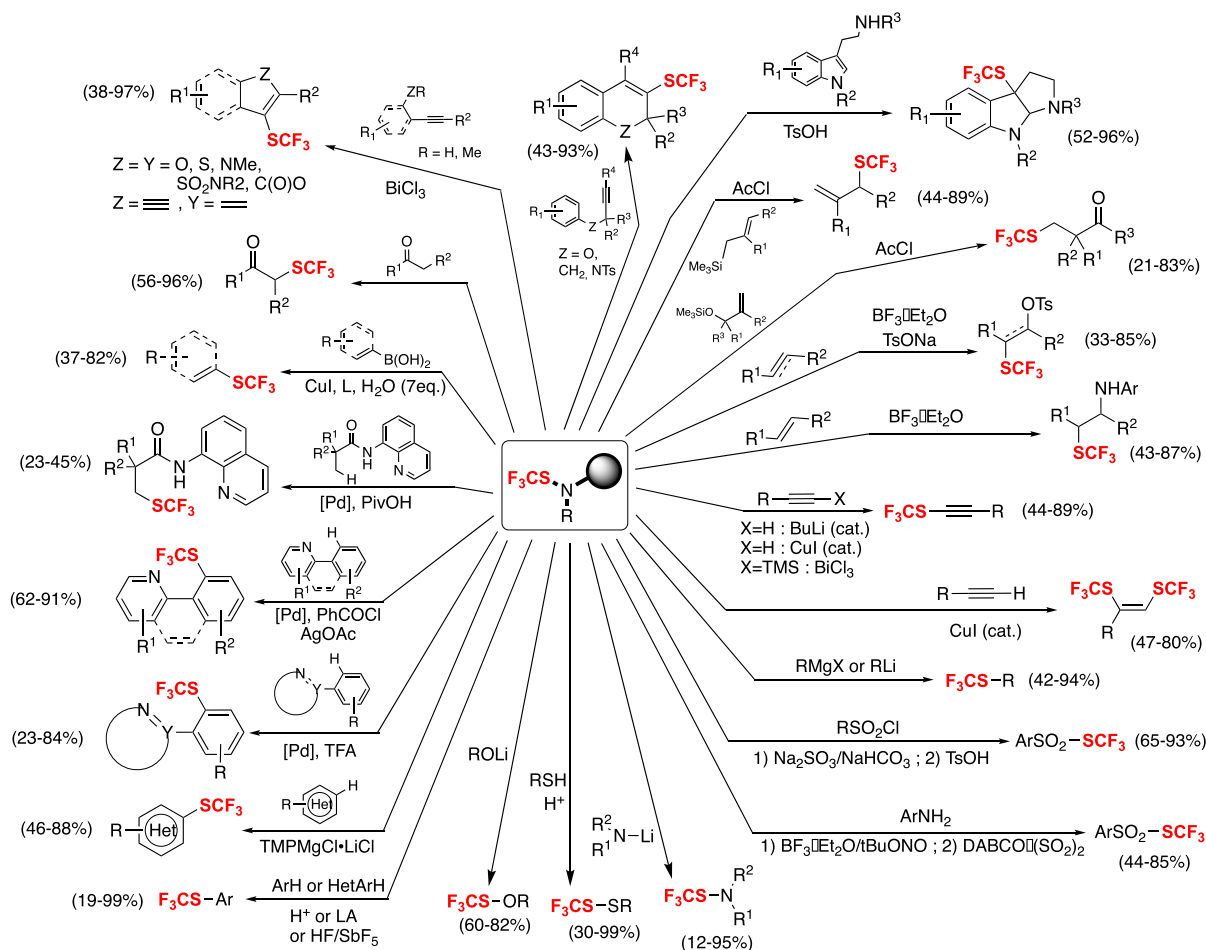
materials and only one part of the dichalcogenide is utilized. To circumvent these drawbacks, the more accessible thiocyanates and selenocyanates were considered as surrogates and provided to be highly valuable starting materials for the efficient synthesis of trifluoromethylsulfides and trifluoromethylselenides (Scheme 2b) [43].

This last strategy remains a valuable tool in the synthesis of a wide range of compounds, as evidenced by its continued use in the literature [44–48]. It is also worth noting that the reaction has been extended to other fluorinated groups, starting from the corresponding silylated reagents ( $\text{R}_F\text{SiMe}_3$ ) [45, 49,50].

## 3. Direct trifluoromethylthiolation

Although the strategy developed previously using thiocyanates was effective, it required two steps, with the preliminary synthesis of the corresponding thiocyanate. In light of these considerations, we sought to explore a more elegant and intuitive approach from a retrosynthetic point of view: the direct trifluoromethylthiolation. At the beginning of this investigation, the subject was relatively understudied and essentially limited to nucleophilic reactions, with the particularly sensitive  $\text{CF}_3\text{S}^-$  anion [36,51]. With regard to an electrophilic approach, the few results obtained were mainly with  $\text{CF}_3\text{SCl}$  [36,51], a highly toxic gas [52].

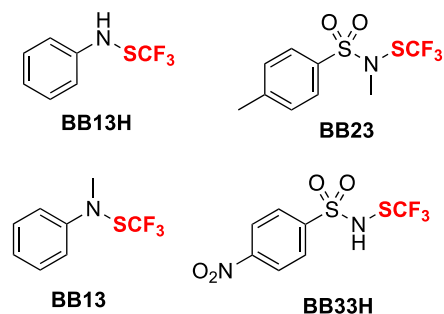
In order to propose a safer reagent, we focused our interest on trifluoromethanesulfenamides, which could be either liquid or solid and could behave as an electrophilic donor of the  $\text{CF}_3\text{S}$  moiety due to the polarization of the S–N bond. This approach was inspired by our previous work on the synthesis of



**Scheme 3.** Direct electrophilic trifluoromethylthiolations with trifluoromethanesulfenamides.

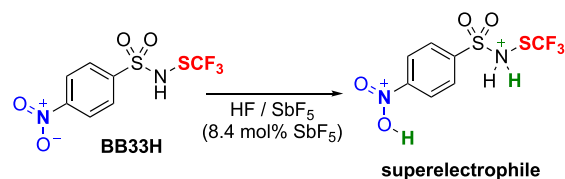
trifluoromethylsulfenamidines, where we had discovered their rearrangement under acidic conditions to trifluoromethanesulfenamides [53]. With the development of an efficient synthetic method, we have proceeded to the synthesis of several reagents for the electrophilic trifluoromethylthiolation reaction (Figure 1) [54].

Reagents **BB13** and **BB23** are the most commonly used to perform various electrophilic trifluoromethylthiolations. **BB23** exhibits superior reactivity compared to **BB13** [55], due to its higher electrophilicity [56]. They have been used in a variety of reactions to form C–SCF<sub>3</sub> bonds (e.g., cross-coupling reactions, S<sub>E</sub>Ar, electrophilic additions, reactions with organometallics). They have also been used with heteronucleophiles to form heteroatom–SCF<sub>3</sub> bonds. These reagents have been used not only by our re-

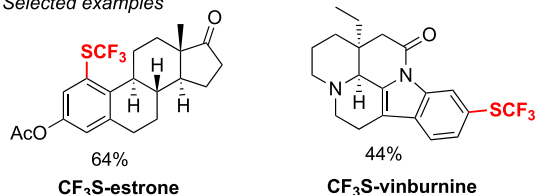


**Figure 1.** Trifluoromethanesulfenamide reagents for electrophilic trifluoromethylthiolation.

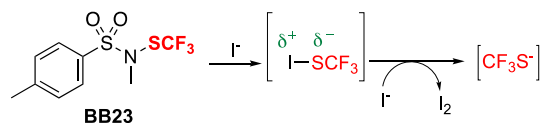
search group but also by other laboratories worldwide (Scheme 3) [29,51,57–59].



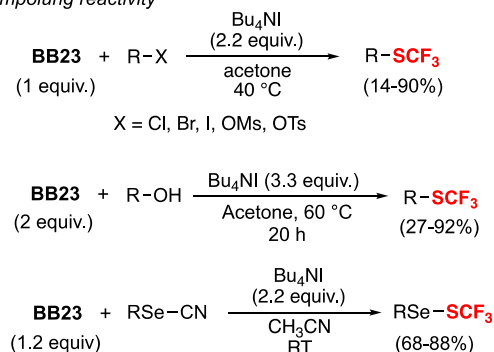
Selected examples



**Scheme 4.** Trifluoromethylthiolation in superacidic conditions.



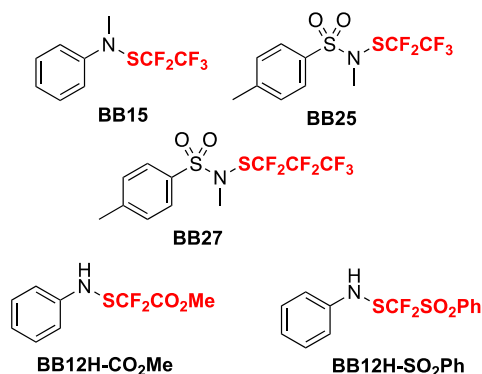
Umpolung reactivity



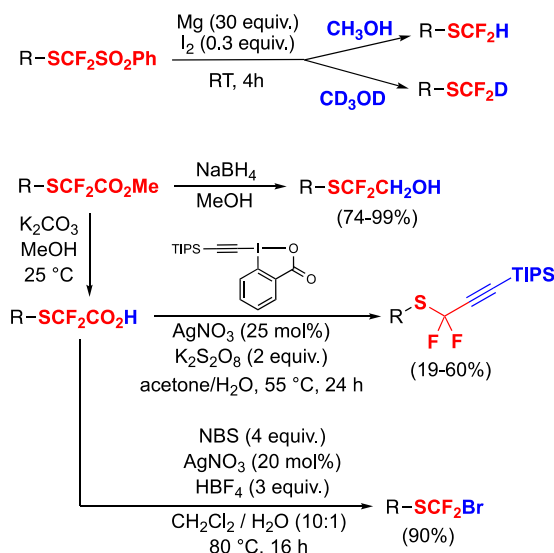
**Scheme 5.** Umpolung reactivity of **BB23**.

Reagent **BB33H** has been specifically designed for use in superacidic conditions to generate a super-electrophile. In collaboration with S. Thibaudeau, the trifluoromethylthiolation of some substrates that failed under standard conditions was successfully carried out under these conditions. This often resulted in unusual regioselectivity (Scheme 4) [60].

Interestingly, **BB23** can also be used in nucleophilic trifluoromethylthiolations through an Umpolung reactivity. In fact, **BB23** reacts with  $\text{Bu}_4\text{NI}$  to form the transient  $\text{CF}_3\text{SI}$  species, which represents an inverse polarization of the S-I bond [61]. A second equivalent of  $\text{Bu}_4\text{NI}$  can then attack the iodine atom to release the  $\text{CF}_3\text{S}^-$  anion, which can be involved in various nucleophilic reactions (Scheme 5) [62–64].



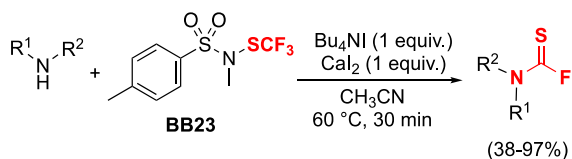
Selected post-functionalizations



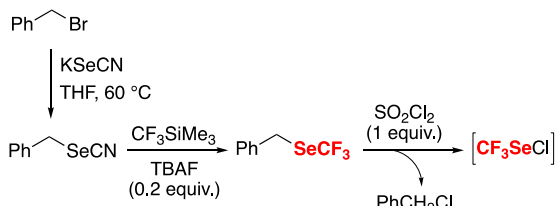
**Scheme 6.** Other reagents and post-functionalizations to obtain compounds with various fluorinated moieties.

Finally, this family of reagents has been extended to include other fluorinated moieties. Consequently, a variety of reagents with similar reactivity have been developed to introduce different fluoroalkylthio groups onto organic substrates. The products obtained have undergone further post-functionalizations, using the  $\text{SCF}_2\text{CO}_2\text{Me}$  and  $\text{SCF}_2\text{SO}_2\text{Ph}$  moieties, to obtain molecules with other fluorinated moieties (Scheme 6) [65,66].

The  $\text{CF}_3\text{S}^-$  salts have been described in the literature as difluorothiophosgene generators [67–71]. Since **BB23** can release this anion under iodide activation, we considered using the **BB23** reagent to synthesize thiocarbamoyl fluorides. The reaction



**Scheme 7.** Synthesis of thiocarbamoyl fluorides using **BB23**.



**Scheme 8.** In situ generation of  $\text{CF}_3\text{SeCl}$  from benzyl trifluoromethyl selenide.

requires the presence of calcium salts, which facilitate the degradation of the trifluorothiomethanolate anion to difluorothiophosgene. This intermediate can then be reacted with amines to yield the expected thiocarbamoyl fluorides (Scheme 7) [72].

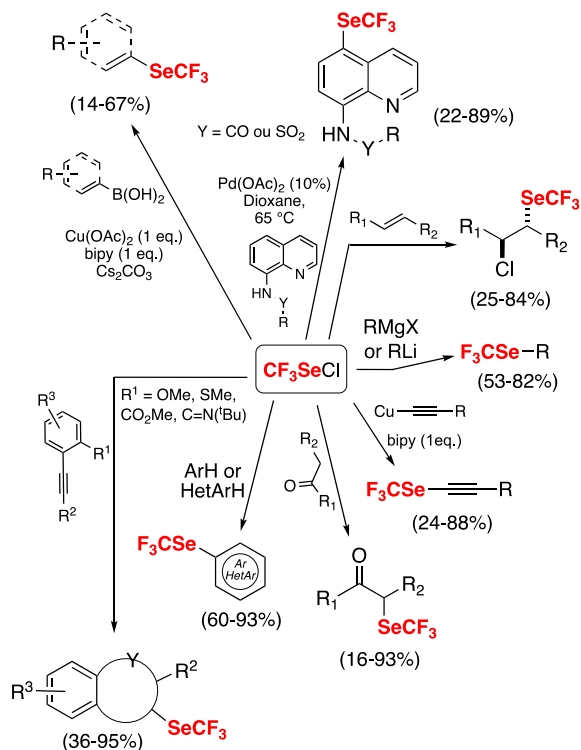
#### 4. Direct trifluoromethylselenolation

In our ongoing investigation of the direct trifluoromethylchalcogenation reaction, we continued our chalcogen exploration by moving down the column to focus our attention on selenium.

Although selenium is toxic in high doses, it is also an essential trace element in human physiology [73, 74]. In addition, some trifluoromethylselenolated compounds have recently shown interesting properties as potential anticancer agents [47,48].

At the beginning of this project, the chemistry of  $\text{CF}_3\text{Se}$  was essentially limited to the use of the sensitive  $\text{CF}_3\text{Se}^-$  anion [29,38,75,76]. However, the synthesis of this anion requires cumbersome conditions, starting with the use of toxic red selenium. The electrophilic  $\text{CF}_3\text{SeCl}$  species has also been poorly described, but its inefficient and tedious synthesis [77] and its toxicity and volatility have severely limited its use [29,38,76].

We decided to reinvestigate the chemistry of  $\text{CF}_3\text{SeCl}$ , but under safe conditions, by generating it in situ with a quantitative reaction (Scheme 8) [49], inspired by the work of E. Magnier [78].



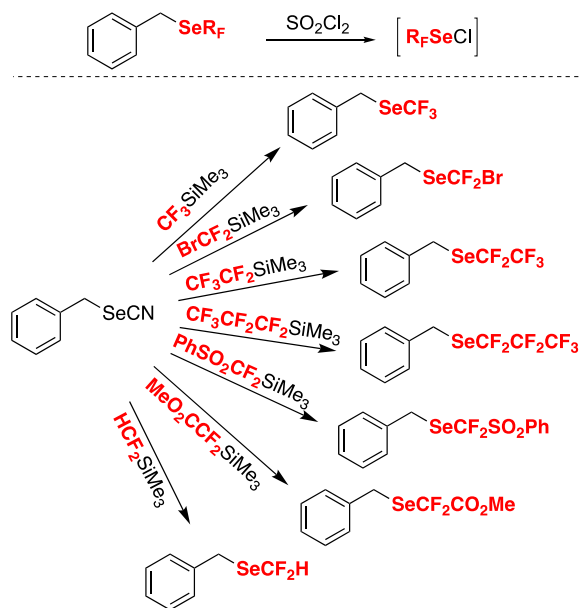
**Scheme 9.** Electrophilic trifluoromethylselenenolations with  $\text{CF}_3\text{SeCl}$ .

Thus, by using benzyl trifluoromethyl selenide, a readily accessible preagent, we were able to perform a series of direct electrophilic trifluoromethylselenolations [29,38,76], by the in situ preparation of  $\text{CF}_3\text{SeCl}$  (Scheme 9) [49].

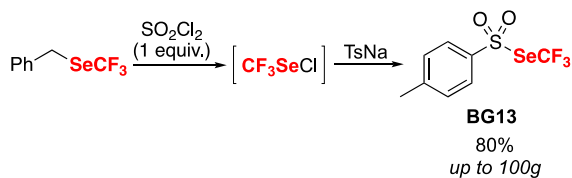
Notably, this method has been successfully extended to other fluorinated groups. This has been achieved by the synthesis of various benzyl fluoroalkyl selenides as preagents, which generate  $\text{R}_F\text{SeCl}$  species [49]. This has opened the way to various fluoroalkylselenolations (Scheme 10) [29,38,76].

Despite the efficiency of this method, the main problem is the simultaneous production of an equivalent of benzyl chloride during the synthesis of  $\text{CF}_3\text{SeCl}$  (Scheme 8). Consequently, this reactive species can interfere in some reactions with side reactions. This is well illustrated by the reactions with Grignard or lithium reagents, where two equivalents of organometallic species were required to achieve satisfactory yields [79].

To overcome this drawback, a new reagent was designed that was isolatable, stable, non-volatile and



**Scheme 10.** Various prereagents for electrophilic fluoroalkylselenenations.



**Scheme 11.** Synthesis of the trifluoromethyl toluene selenosulfonate **BG13**.

easy to handle. Building upon our previous experience in the chemistry of selenosulfonates [80], we decided to capture the  $\text{CF}_3\text{SeCl}$  with a sulfinate salt to form a trifluoromethyl selenosulfonate [81]. Consequently, the trifluoromethyl toluene selenosulfonate **BG13** was successfully obtained in good yield using the sodium toluene sulfinate salt (Scheme 11). This liquid compound showed stability, purifiability on silica gel, and non-volatility [81].

This new reagent has shown remarkable efficacy in facilitating trifluoromethylselenenations (Scheme 12A) [39], including cross-coupling reactions [81] and aromatic and vinylic C–H functionalizations [82,83].

The homolytically cleavable  $\text{SO}_2\text{--Se}$  bond allows the **BG13** reagent to participate in radical reactions under photocatalytic or photolytic conditions (Scheme 12B) [32,39,84,85]. In collaboration with

the group of E. Magnier, we were able to design new fluorinated groups, namely (trifluoromethylselenyl)methylchalcogenyl ( $\text{CF}_3\text{SeCH}_2\text{E}$ ,  $\text{E} = \text{O}, \text{S}, \text{Se}$ ), which have a high lipophilicity parameter (Hansch–Leo lipophilicity parameter up to 2.24) [32].

Building on the Umpolung reactivity of the trifluoromethyl thiulating reagent **BB23** (Scheme 5), we also succeeded in performing nucleophilic trifluoromethyl selenolation in the presence of  $\text{Bu}_4\text{NI}$  (Scheme 12C) [86]. Interestingly, similar nucleophilic reactivity has also been observed under reductive conditions (Scheme 12C) by using organic reducer (TDAE) [87], metallic reducer (Fe) [88] or electrochemistry [89].

In conclusion, this trifluoromethyl toluene selenosulfonate reagent (**BG13**) proved to be a versatile reagent capable of performing electrophilic, nucleophilic or radical reactions, depending on the conditions.

In addition, more highly fluorinated homologues of **BG13** have been developed with similar reactivity to give fluoroalkylselenolated compounds [39].

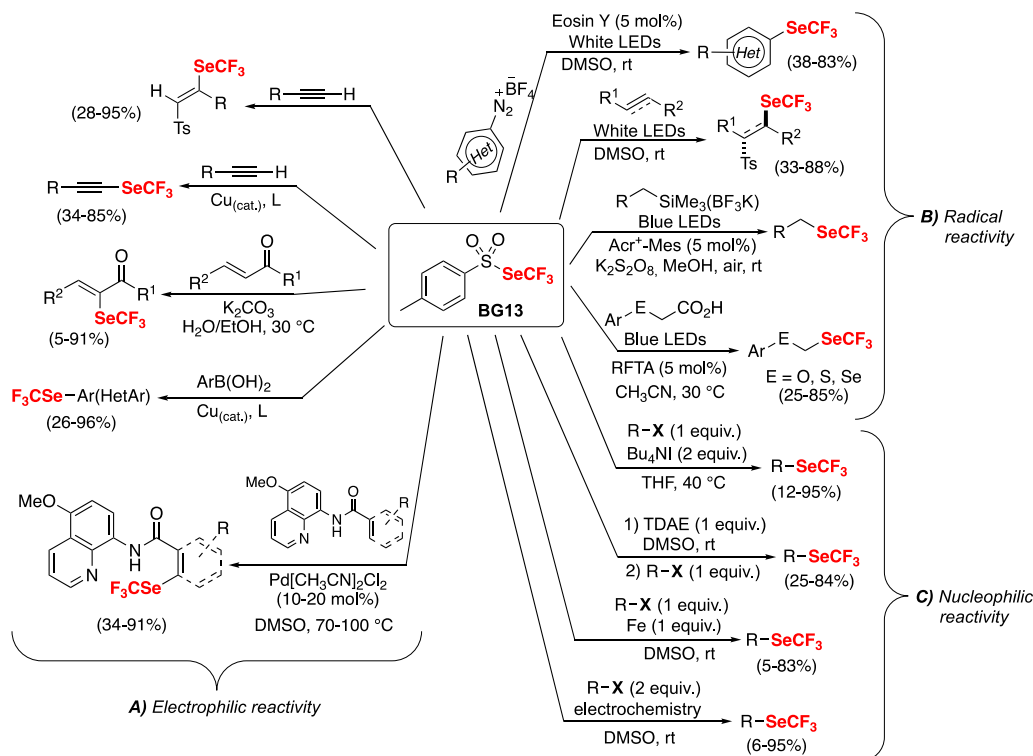
## 5. Direct trifluoromethoxylation

After our previous successful experiences with  $\text{CF}_3\text{S}$  and  $\text{CF}_3\text{Se}$  chemistry, we decided to move up the chalcogen column to tackle the very challenging  $\text{CF}_3\text{O}$  chemistry. Although trifluoromethoxylated compounds are in high demand, particularly in medicinal chemistry [90], direct trifluoromethoxylation reactions are still underdeveloped [29,37,90–95]. In addition, the majority of the reagents are often sophisticated and require the use of expensive and multistep synthesis.

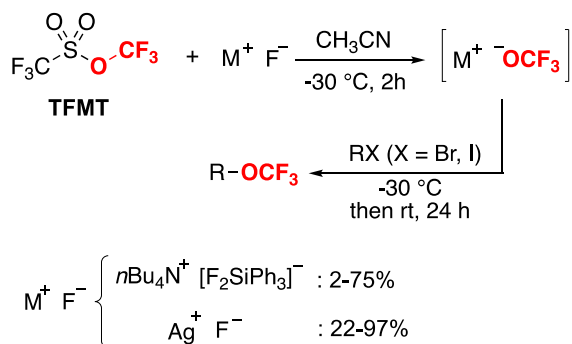
We decided to focus our efforts on the nucleophilic trifluoromethoxylation. The main challenge associated with this approach is the instability of the  $\text{CF}_3\text{O}^-$  anion, which quickly collapses to difluorophosgene by expelling a fluoride anion. To overcome this drawback, we initially considered using the commercially available trifluoromethyl triflate (**TFMT**) to generate the  $\text{CF}_3\text{O}^-$  anion in situ [96]. In the presence of fluoride anion, **TFMT** releases the  $\text{CF}_3\text{O}^-$  anion, which can then be captured by an electrophile to perform nucleophilic substitutions (Scheme 13) [97].

Although this strategy has yielded promising results, **TFMT** is an expensive reagent and is highly





**Scheme 12.** Reactivity of the trifluoromethyl toluene selenosulfonate **BG13**.



**Scheme 13.** Nucleophilic trifluoromethoxylation with **TFMT**.

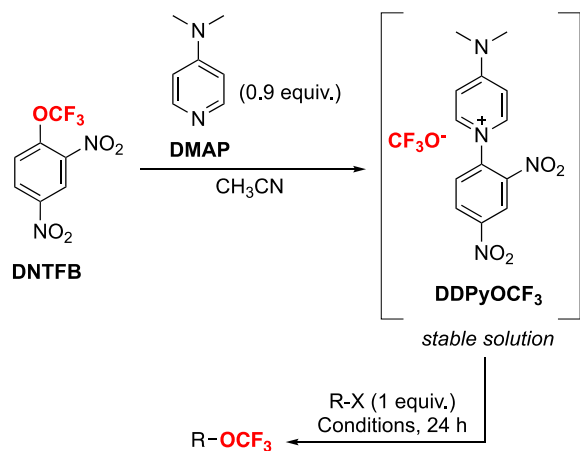
volatile, making it difficult to handle. In addition, the better yields are generally obtained with a stoichiometric amount of silver fluoride ( $\text{AgF}$ ).

To propose an alternative reagent that is inexpensive, non-volatile and reactive in metal-free conditions, we investigated the use of 2,4-dinitrotrifluoromethoxybenzene (**DNTFB**). A  $\text{S}_{\text{N}}\text{Ar}$  process allows **DNTFB** to generate a trifluoromethoxide an-

ion upon reaction with **DMAP** (Scheme 14) [98]. Surprisingly, this salt (**DDPyOCF<sub>3</sub>**) was found to be stable in solution (up to 6 weeks).

With this stable salt, in collaboration with the group of F. Leroux, nucleophilic substitutive trifluoromethoxylation could be carried out under mild and metal-free conditions with good yields and over a wide range of substrates (Scheme 14). Furthermore, a rational guideline for the reaction conditions depending on the starting compounds was proposed [99].

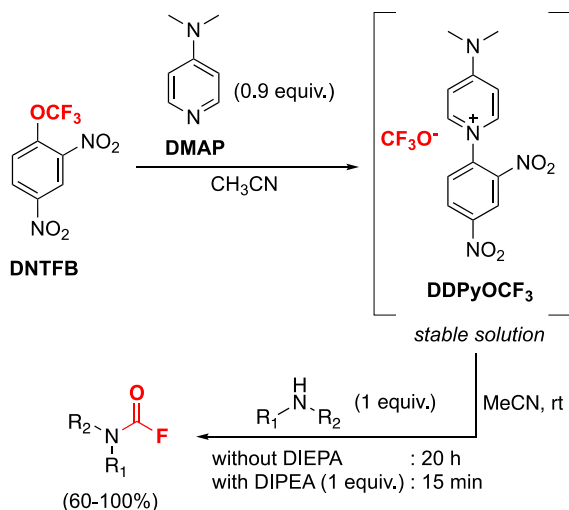
Although the **DDPyOCF<sub>3</sub>** salt is stable, it remains sensitive in the presence of a hydrogen bond donor to then generate difluorophosgene. We took advantage of this collapse to propose an efficient synthesis of carbamoyl fluorides by simply mixing amines with **DDPyOCF<sub>3</sub>** (Scheme 15) [100]. Thanks to this work, an in-depth study of carbamoyl fluorides has also been realized. We have demonstrated the remarkable stability of these compounds in aqueous solutions up to pH 10 and good stability in conditions that mimic the physiological environment. Finally, an



Conditions:

- ① 40 °C → 62-81%  
(X=Br, OMs / activated substrates)
- ② 40 °C + 2 equiv. KI → 30-80%  
(X=Cl / activated substrates)
- ③ 80 °C + 2 equiv. KI → 50-98%  
(X=I, Br, OMs, OTs / non-activated substrates)

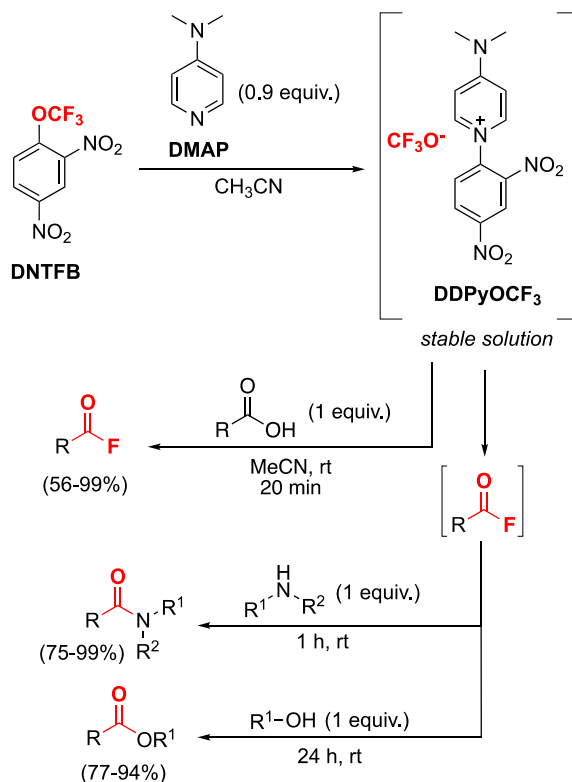
**Scheme 14.** Nucleophilic trifluoromethoxylation with **DDPyOCF<sub>3</sub>** arising from **DNTFB**.



**Scheme 15.** Synthesis of carbamoyl fluorides with **DDPyOCF<sub>3</sub>**.

isotopic exchange with fluorine-18 opens the way to the potential use of [<sup>18</sup>F]carbamoyl fluorides as a label in PET imaging [100].

This ability to generate the difluorophosgene in situ under safe conditions has also been applied



**Scheme 16.** Synthesis of acyl fluorides, amides or esters with **DDPyOCF<sub>3</sub>**.

to the synthesis of acid fluorides (Scheme 16). The strategy has been extended to a one-pot process to directly obtain amides or esters by converting **DDPyOCF<sub>3</sub>** as a potential coupling reagent [101].

## 6. Conclusion

In summary, over the past 15 years, we have developed several efficient reagents to perform trifluoromethoxylations, trifluoromethylthiolations and trifluoromethylselenolations of a wide range of substrates under a variety of conditions. The adventure continues as we continue to explore the versatility of these reagents to propose more efficient tools for the organic chemist's toolbox.

## Declaration of interests

The author does not work for, advise, own shares in, or receive funds from any organization that could benefit from this article, and has declared no affiliations other than his research institution.

## Funding

The CNRS, the French Ministry of Education and Research and CPE Lyon are thanked for their financial support.

## Acknowledgments

The author gratefully acknowledges all the students and collaborators who have contributed to these works. A special warm thanks to F. Leroux and E. Magnier for the strong and friendly collaboration we pursue from year to year. The French Fluorine Network (GIS-FLUOR) is also warmly thanked for its unconditional support.

## References

- [1] B. E. Smart, *J. Fluorine Chem.*, 2001, **109**, 3-11.
- [2] P. Kirsch, *Modern Fluoroorganic Chemistry*, Wiley-VCH, Weinheim, 2013.
- [3] K. J. Szabo, N. Selander (eds.), *Organofluorine Chemistry: Synthesis, Modeling, and Applications*, Wiley, Weinheim, 2021.
- [4] M. Pagliaro, R. Ciriminna, *J. Mater. Chem.*, 2005, **15**, 4981-4991.
- [5] R. Berger, G. Resnati, P. Metrangolo, E. Weber, J. Hulliger, *Chem. Soc. Rev.*, 2011, **40**, 3496-3508.
- [6] B. Améduri, *Macromol. Chem. Phys.*, 2020, **221**, article no. 1900573.
- [7] S. Dolui, D. Kumar, S. Banerjee, B. Ameduri, *Acc. Mater. Res.*, 2021, **2**, 242-251.
- [8] J. Lv, Y. Cheng, *Chem. Soc. Rev.*, 2021, **50**, 5435-5467.
- [9] W. Liu, X. Li, Y. Zhao, L. Wu, S. Hong, *RSC Adv.*, 2023, **13**, 20271-20281.
- [10] Y. Wang, Z. Li, Y. Hou *et al.*, *Chem. Soc. Rev.*, 2023, **52**, 2713-2763.
- [11] Y. Wang, X. Yang, Y. Meng *et al.*, *Chem. Rev.*, 2024, **124**, 3494-3589.
- [12] P. Jeschke, *Pest Manage. Sci.*, 2010, **66**, 10-27.
- [13] T. Fujiwara, D. O'Hagan, *J. Fluorine Chem.*, 2014, **167**, 16-29.
- [14] Y. Ogawa, E. Tokunaga, O. Kobayashi, K. Hirai, N. Shibata, *iScience*, 2020, **23**, article no. 101467.
- [15] N. A. Meanwell, *J. Med. Chem.*, 2018, **61**, 5822-5880.
- [16] A. Abula, Z. Xu, Z. Zhu, C. Peng, Z. Chen, W. Zhu, H. A. Aisa, *J. Chem. Inf. Model.*, 2020, **60**, 6242-6250.
- [17] M. Inoue, Y. Sumii, N. Shibata, *ACS Omega*, 2020, **5**, 10633-10640.
- [18] B. M. Johnson, Y.-Z. Shu, X. Zhuo, N. A. Meanwell, *J. Med. Chem.*, 2020, **63**, 6315-6386.
- [19] N. Sheikhi, M. Bahraminejad, M. Saedi, S. S. Mirfazli, *Eur. J. Med. Chem.*, 2023, **260**, article no. 115758.
- [20] S. Han, Y. Lu, *Eur. J. Med. Chem.*, 2023, **258**, article no. 115586.
- [21] C. Zhang, K. Yan, C. Fu, H. Peng, C. J. Hawker, A. K. Whittaker, *Chem. Rev.*, 2022, **122**, 167-208.
- [22] X. Deng, J. Rong, L. Wang, N. Vasdev, L. Zhang, L. Josephson, S. H. Liang, *Angew. Chem. Int. Ed.*, 2019, **58**, 2580-2605.
- [23] N. S. Goud, R. K. Joshi, R. D. Bharath, P. Kumar, *Eur. J. Med. Chem.*, 2020, **187**, article no. 111979.
- [24] E. Campbell, C. Jordan, R. Gilmour, *Chem. Soc. Rev.*, 2023, **52**, 3599-3626.
- [25] I. Tirotta, A. Mastropietro, C. Cordiglieri *et al.*, *J. Am. Chem. Soc.*, 2014, **136**, 8524-8527.
- [26] I. Tirotta, V. Dichiarante, C. Pigliacelli, G. Cavallo, G. Terraneo, F. B. Bombelli, P. Metrangolo, G. Resnati, *Chem. Rev.*, 2015, **115**, 1106-1129.
- [27] D. Janasik, T. Krawczyk, *Chem. Eur. J.*, 2022, **28**, article no. e202102556.
- [28] D. Cahard, J. A. Ma (eds.), *Emerging Fluorinated Motifs: Synthesis, Properties and Applications*, Wiley, Weinheim, 2020.
- [29] F. Toulgoat, F. Liger, T. Billard, *Organofluorine Chemistry: Synthesis, Modeling, and Applications*, Wiley-VCH, Weinheim, 2021, 49-97 pages.
- [30] C. Hansch, A. Leo, R. W. Taft, *Chem. Rev.*, 1991, **91**, 165-195.
- [31] Z. Wang, H. R. Felstead, R. I. Troup, B. Linclau, P. T. F. Williamson, *Angew. Chem. Int. Ed.*, 2023, **62**, article no. e202301077.
- [32] K. Grollier, A. De Zordo-Banliat, F. Bourdreux, B. Pegot, G. Dagousset, E. Magnier, T. Billard, *Chem. Eur. J.*, 2021, **27**, 6028-6033.
- [33] C. Hansch, A. Leo, S. H. Unger, K. H. Kim, D. Nikaitani, E. J. Lien, *J. Med. Chem.*, 1973, **16**, 1207-1216.
- [34] A. Leo, C. Hansch, D. Elkins, *Chem. Rev.*, 1971, **71**, 525-616.
- [35] B. Manteau, P. Genix, L. BreLOT, J. P. Vors, S. Pazenok, F. Giorنال, C. Leuenberger, F. R. Leroux, *Eur. J. Org. Chem.*, 2010, **2010**, 6043-6066.
- [36] F. Toulgoat, S. Alazet, T. Billard, *Eur. J. Org. Chem.*, 2014, 2415-2428.
- [37] A. Tlili, F. Toulgoat, T. Billard, *Angew. Chem. Int. Ed.*, 2016, **55**, 11726-11735.
- [38] A. Tlili, E. Ismalaj, Q. Glenadel, C. Ghiazza, T. Billard, *Chem. Eur. J.*, 2018, **24**, 3659-3670.
- [39] C. Ghiazza, T. Billard, *Eur. J. Org. Chem.*, 2021, 5571-5584.
- [40] T. Billard, N. Roques, B. R. Langlois, *J. Org. Chem.*, 1999, **64**, 3813-3820.
- [41] T. Billard, B. R. Langlois, S. Large, *Phosphorus, Sulfur Silicon Relat. Elem.*, 1998, **136**, **137** & **138**, 521-524.
- [42] T. Billard, B. R. Langlois, *Tetrahedron Lett.*, 1996, **37**, 6865-6868.
- [43] T. Billard, S. Large, B. R. Langlois, *Tetrahedron Lett.*, 1997, **38**, 65-68.
- [44] G. Danoun, B. Bayarmagnai, M. F. Gruenberg, L. J. Goossen, *Chem. Sci.*, 2014, **5**, 1312-1316.
- [45] K. Jouvin, C. Matheis, L. J. Goossen, *Chem. Eur. J.*, 2015, **21**, 14324-14327.
- [46] P. Nikolaienko, M. Rueping, *Chem. Eur. J.*, 2016, **22**, 2620-2623.
- [47] X. He, M. Zhong, S. Li *et al.*, *Eur. J. Med. Chem.*, 2020, **208**, article no. 112864.
- [48] X. He, Y. Nie, M. Zhong *et al.*, *Eur. J. Med. Chem.*, 2021, **218**, article no. 113384.
- [49] Q. Glenadel, E. Ismalaj, T. Billard, *J. Org. Chem.*, 2016, **81**, 8268-8275.

- [50] B. Bayarmagnai, C. Matheis, K. Jouvin, L. J. Goossen, *Angew. Chem. Int. Ed.*, 2015, **54**, 5753-5756.
- [51] F. Toulgoat, T. Billard, *Modern Synthesis Processes and Reactivity of Fluorinated Compounds: Progress in Fluorine Science*, Elsevier Science, London, 2017, 141-179 pages.
- [52] E. C. Stump, *Chem. Eng. News*, 1967, **45**, article no. 44.
- [53] A. Ferry, T. Billard, B. R. Langlois, E. Bacque, *J. Org. Chem.*, 2008, **73**, 9362-9365.
- [54] Q. Glenadel, S. Alazet, F. Baert, T. Billard, *Org. Process Res. Dev.*, 2016, **20**, 960-964.
- [55] Q. Glenadel, S. Alazet, T. Billard, *J. Fluorine Chem.*, 2015, **179**, 89-95.
- [56] M. Li, X.-S. Xue, J.-P. Cheng, *Acc. Chem. Res.*, 2020, **53**, 182-197.
- [57] T. Billard, *Encyclopedia of Reagents for Organic Synthesis*, John Wiley & Sons Ltd, 2014, [Online].
- [58] T. Billard, *Encyclopedia of Reagents for Organic Synthesis*, John Wiley & Sons Ltd, 2015, [Online].
- [59] T. Billard, *Chim. Oggi - Chem. Today*, 2016, **34**, 18-21.
- [60] L. J. C. Bonazaba Milandou, H. Carreyre, S. Alazet *et al.*, *Angew. Chem. Int. Ed.*, 2017, **56**, 169-172.
- [61] R. Minkwitz, R. Lekies, *Z. Anorg. Allg. Chem.*, 1985, **527**, 161-168.
- [62] Q. Glenadel, M. Bordy, S. Alazet, A. Tlili, T. Billard, *Asian J. Org. Chem.*, 2016, **5**, 428-433.
- [63] Q. Glenadel, A. Tlili, T. Billard, *Eur. J. Org. Chem.*, 2016, 1955-1957.
- [64] Q. Glenadel, C. Ayad, M.-A. D'Elia, T. Billard, F. Toulgoat, *J. Fluorine Chem.*, 2018, **210**, 112-116.
- [65] E. Ismalaj, D. Le Bars, T. Billard, *Angew. Chem. Int. Ed.*, 2016, **55**, 4790-4793.
- [66] E. Ismalaj, Q. Glenadel, T. Billard, *Eur. J. Org. Chem.*, 2017, 1911-1914.
- [67] B. K. Behera, S. Shit, S. Biswas, A. K. Saikia, *J. Org. Chem.*, 2022, **87**, 9259-9269.
- [68] T. Scattolin, K. Deckers, F. Schoenebeck, *Angew. Chem. Int. Ed.*, 2017, **56**, 221-224.
- [69] T. Scattolin, M. Pu, F. Schoenebeck, *Chem. Eur. J.*, 2018, **24**, 567-571.
- [70] W. Xu, F. Liu, J. Li, M. Li, J. Xie, C. Zhu, *J. Org. Chem.*, 2021, **86**, 12443-12451.
- [71] L. Zhen, H. Fan, X. Wang, L. Jiang, *Org. Lett.*, 2019, **21**, 2106-2110.
- [72] C. Delobel, E. Chefdeville, F. Toulgoat, T. Billard, *Adv. Synth. Catal.*, 2024, **366**, 3474-3480.
- [73] EFSA Panel on Dietetic Products, Nutrition and Allergies, *EFSA J.*, 2014, **12**, article no. 3846.
- [74] European Food Safety Authority, *EFSA Supporting Publ.*, 2017, **14**, article no. e15121E.
- [75] H.-N. Wang, J.-Y. Dong, J. Shi, C.-P. Zhang, *Tetrahedron*, 2021, **99**, article no. 132476.
- [76] T. Billard, F. Toulgoat, *Emerging Fluorinated Motifs*, Wiley-VCH, Weinheim, 2020, 691-721 pages.
- [77] J. W. Dale, H. J. Emeléus, R. N. Haszeldine, *J. Chem. Soc.*, 1958, 2939-2945.
- [78] E. Magnier, C. Wakselman, *Collect. Czech. Chem. Commun.*, 2002, **67**, 1262-1266.
- [79] Q. Glenadel, E. Ismalaj, T. Billard, *Eur. J. Org. Chem.*, 2017, 530-533.
- [80] T. Billard, B. R. Langlois, *Tetrahedron*, 1999, **55**, 8065-8074.
- [81] Q. Glenadel, C. Ghiazza, A. Tlili, T. Billard, *Adv. Synth. Catal.*, 2017, **359**, 3414-3420.
- [82] A. de Zordo-Banliat, K. Grollier, J. Vigier, E. Jeanneau, G. Dagousset, B. Pegot, E. Magnier, T. Billard, *Chem. Eur. J.*, 2022, **28**, article no. e202202299.
- [83] K. Grollier, E. Chefdeville, E. Jeanneau, T. Billard, *Chem. Eur. J.*, 2021, **27**, 12910-12916.
- [84] C. Ghiazza, L. Khrouz, C. Monnereau, T. Billard, A. Tlili, *Chem. Commun.*, 2018, **54**, 9909-9912.
- [85] C. Ghiazza, V. Debrauwer, C. Monnereau, L. Khrouz, M. Médebielle, T. Billard, A. Tlili, *Angew. Chem. Int. Ed.*, 2018, **57**, 11781-11785.
- [86] K. Grollier, A. Taponard, A. De Zordo-Banliat, E. Magnier, T. Billard, *Beilstein J. Org. Chem.*, 2020, **16**, 3032-3037.
- [87] C. Ghiazza, A. Kataria, A. Tlili, F. Toulgoat, T. Billard, *Asian J. Org. Chem.*, 2019, **8**, 675-678.
- [88] K. Grollier, E. Chefdeville, A. De Zordo-Banliat, B. Pegot, G. Dagousset, E. Magnier, T. Billard, *Tetrahedron*, 2021, **100**, article no. 132498.
- [89] K. Grollier, C. Ghiazza, A. Tlili, T. Billard, M. Médebielle, J. C. Vantourout, *Eur. J. Org. Chem.*, 2022, article no. e202200123.
- [90] J. Liu, W. Lin, A. E. Sorochinsky, G. Butler, A. Landa, J. Han, V. A. Soloshonok, *J. Fluorine Chem.*, 2022, **257-258**, article no. 109978.
- [91] J. W. Lee, K. N. Lee, M.-Y. Ngai, *Angew. Chem. Int. Ed.*, 2019, **58**, 11171-11181.
- [92] Q. Wang, X. Zhang, A. E. Sorochinsky, G. Butler, J. Han, V. A. Soloshonok, *Symmetry*, 2021, **13**, article no. 2380.
- [93] X. Jiang, P. Tang, *Chin. J. Chem.*, 2021, **39**, 255-264.
- [94] Y. Si, P. Tang, *Chin. J. Chem.*, 2023, **41**, 2179-2196.
- [95] B.-Y. Hao, Y.-P. Han, Y. Zhang, Y.-M. Liang, *Org. Biomol. Chem.*, 2023, **21**, 4926-4954.
- [96] T. Billard, *Encyclopedia of Reagents for Organic Synthesis*, John Wiley & Sons, Ltd, 2016, [Online].
- [97] O. Marrec, T. Billard, J.-P. Vors, S. Pazenok, B. R. Langlois, *J. Fluorine Chem.*, 2010, **131**, 200-207.
- [98] C. Bonnefoy, E. Chefdeville, A. Panossian, G. Hanquet, F. R. Leroux, F. Toulgoat, T. Billard, *Chem. Eur. J.*, 2021, **27**, 15986-15991.
- [99] C. Bonnefoy, A. Panossian, G. Hanquet, F. R. Leroux, F. Toulgoat, T. Billard, *Chem. Eur. J.*, 2023, **29**, article no. e202301513.
- [100] C. Bonnefoy, E. Chefdeville, C. Tourvieille, A. Panossian, G. Hanquet, F. Leroux, F. Toulgoat, T. Billard, *Chem. Eur. J.*, 2022, **28**, article no. e202201589.
- [101] C. Bonnefoy, A. Gallego, C. Delobel *et al.*, *Eur. J. Org. Chem.*, 2024, **27**, article no. e202400142.