



HAL
open science

Production cross section measurements of the $\text{natPd}(\alpha, x)\text{111Ag}$ reaction

Laurine Puren, Arnaud Guertin, Etienne Nigron, Ferid Haddad, Vincent
Métivier

► **To cite this version:**

Laurine Puren, Arnaud Guertin, Etienne Nigron, Ferid Haddad, Vincent Métivier. Production cross section measurements of the $\text{natPd}(\alpha, x)\text{111Ag}$ reaction. Tumour targeting, Imaging, RadiotherapieS, Oct 2024, Erquy, FR, France. hal-04780637

HAL Id: hal-04780637

<https://hal.science/hal-04780637v1>

Submitted on 13 Nov 2024

HAL is a multi-disciplinary open access archive for the deposit and dissemination of scientific research documents, whether they are published or not. The documents may come from teaching and research institutions in France or abroad, or from public or private research centers.


L'archive ouverte pluridisciplinaire **HAL**, est destinée au dépôt et à la diffusion de documents scientifiques de niveau recherche, publiés ou non, émanant des établissements d'enseignement et de recherche français ou étrangers, des laboratoires publics ou privés.



IMT Atlantique
Bretagne-Pays de la Loire
École Mines-Télécom



PRISMA



Physics of Radiation InteractionS with Matter and Applications



Production cross section measurements of the $^{nat}\text{Pd}(\alpha, x)^{111}\text{Ag}$ reaction

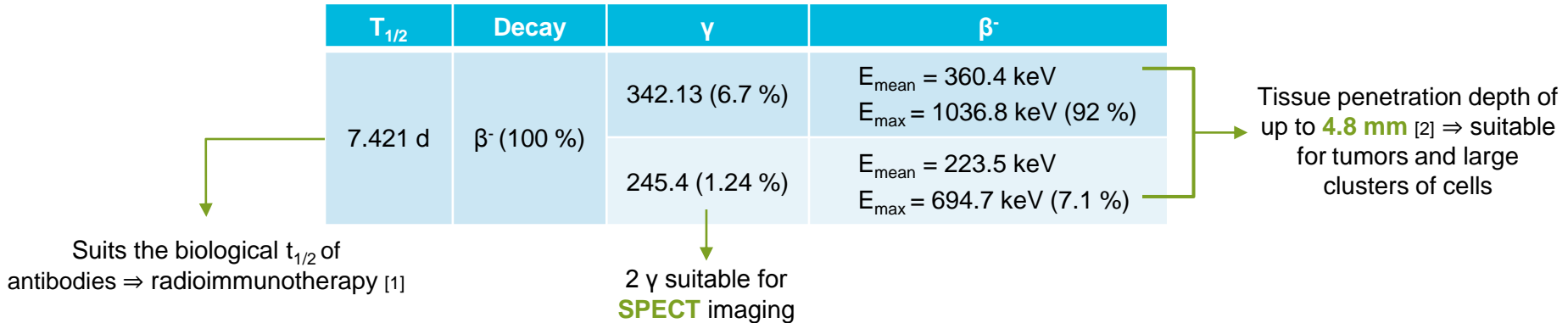
L. Puren, A. Guertin, , E. Nigron, F. Haddad, V. Métivier

Laurine PUREN

PhD Student
SUBATECH Laboratory (Nantes, France)

❑ Low toxicity of silver in humans \Rightarrow already used in several pharmaceuticals [1]

❑ ^{111}Ag can be used for β^- therapy:



❑ The appeal for ^{111}Ag :

- Dose assessment and biodistribution monitoring with SPECT imaging
- Radiosynovectomy : treatment for arthritis. [2]

[1] K. M. El-Azony *et al.*, 'Advantages and disadvantages of nuclear reactions used in reactors or cyclotrons, in addition to a theoretical study based on photodisintegration on natural indium for ^{111}Ag production' Feb. 2022

[2] S. Chattopadhyay *et al.*, 'Preparation and evaluation of a new radiopharmaceutical for radiosynovectomy, ^{111}Ag -labelled hydroxyapatite (HA) particles', Mar. 2008

Context and motivations

Production routes of ^{111}Ag :

^{105}In 5.07 min $\epsilon \beta^+ = 100\%$	^{106}In 6.23 min $\epsilon \beta^+ = 100\%$	^{107}In 32.4 min $\epsilon \beta^+ = 100\%$	^{108}In 58 min $\epsilon \beta^+ = 100\%$	^{109}In 4.154 h $\epsilon \beta^+ = 100\%$	^{110}In 4.9 h $\epsilon \beta^+ = 100\%$	^{111}In 2.80 d $\epsilon \beta^+ = 100\%$	^{112}In 14.88 m $\epsilon \beta^+ = 62\%$ $\beta^- = 38\%$	^{113}In STABLE 4.281 %	^{114}In 71.9 s $\beta^- = 99.5\%$ $\epsilon \beta^+ = 0.5\%$	^{115}In 4.41e14 y 95.719 % $\beta^- = 100\%$
^{104}Cd 57.8 min $\epsilon \beta^+ = 100\%$	^{105}Cd 55.4 min $\epsilon \beta^+ = 100\%$	^{106}Cd STABLE 1.245 %	^{107}Cd 6.52 h $\epsilon \beta^+ = 100\%$	^{108}Cd STABLE 0.888 %	^{109}Cd 461.98 d $\epsilon = 100\%$	^{110}Cd STABLE 12.47 %	^{111}Cd STABLE 12.795 %	^{112}Cd STABLE 24.109 %	^{113}Cd 8.04e15 y 12.227 % $\beta^- = 100\%$	^{114}Cd STABLE 28.754 %
^{103}Ag 65.8 min $\epsilon \beta^+ = 100\%$	^{104}Ag 69.3 min $\epsilon \beta^+ = 100\%$	^{105}Ag 41.29 d $\epsilon \beta^+ = 100\%$	^{106}Ag 23.96 m $\epsilon \beta^+ > 99\%$ $\beta^- < 1\%$	^{107}Ag STABLE 51.83 %	^{108}Ag 2.39 m $\beta^- = 97.15\%$ $\epsilon \beta^+ = 2.85\%$	^{109}Ag STABLE 48.161 %	^{110}Ag 24.56 s $\beta^- = 100\%$	^{111}Ag 7.421 d $\beta^- = 100\%$	^{112}Ag 3.15 h $\beta^- = 100\%$	^{113}Ag 5.37 h $\beta^- = 100\%$
^{102}Pd STABLE 1.02 %	^{103}Pd 17 d $\epsilon \beta^+ = 100\%$	^{104}Pd STABLE 11.14 %	^{105}Pd STABLE 22.33 %	^{106}Pd STABLE 27.33 %	^{107}Pd 6.50e6 y $\beta^- = 100\%$	^{108}Pd STABLE 26.46 %	^{109}Pd 13.437 h $\beta^- = 38.5\%$	^{110}Pd STABLE 30.85 %	^{111}Pd 23.6 min $\beta^- = 100\%$	^{112}Pd 21.027 h $\beta^- = 100\%$

Neutron and photonuclear routes :

- $^{110}\text{Pd}(n,\gamma)^{111}\text{Pd} (\beta^-) \rightarrow ^{111}\text{Ag}$
- Isotope Separation On-Line technique (ISOL)
- $^{\text{nat}}\text{In}(\gamma,x)^{111}\text{Ag}$
- $^{\text{nat}}\text{Cd}(\gamma,x)^{111}\text{Ag}$

Light-charged particle routes :

- $^{232}\text{Th}(p,f)^{111}\text{Ag}$ (fission product)
- $^{\text{nat}}\text{Pd}(d,x)^{111}\text{Ag}$, $^{110}\text{Pd}(d,x)^{111}\text{Ag}$
- $^{\text{nat}}\text{Pd}(\alpha,x)^{111}\text{Ag}$, $^{110}\text{Pd}(\alpha,x)^{111}\text{Ag}$, $^{108}\text{Pd}(\alpha,x)^{111}\text{Ag}$

→ Few experimental data available

□ α production routes of ^{111}Ag :

- Only two experimental datasets for $^{\text{nat}}\text{Pd}(\alpha, x)^{111}\text{Ag}$.
- Lack of data at high energy.
 - ↳ add data in the region of the peak and investigate what's happening after it.

□ Motivations

1. New measurements at high energy of $^{\text{nat}}\text{Pd}(\alpha, x)^{111}\text{Ag}$.
2. Comparison with the literature.
3. Comparison with the other production routes.

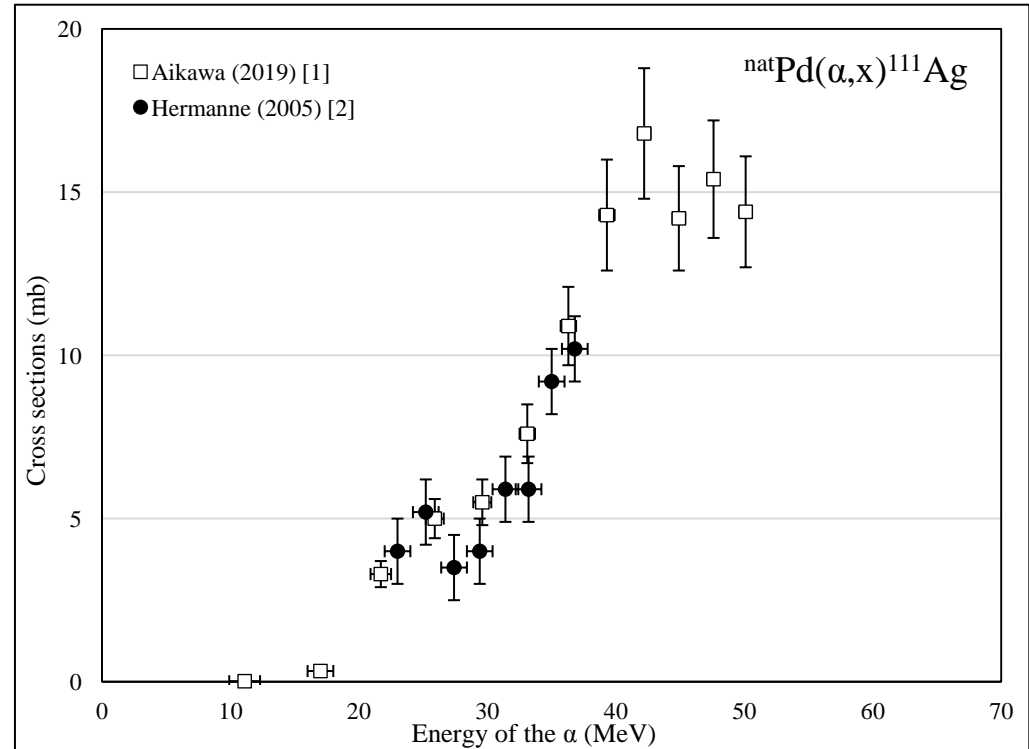


Figure 1 : Cross section measurements of the $^{\text{nat}}\text{Pd}(\alpha, x)^{111}\text{Ag}$ reaction

[1] M. Aikawa *et al.*, 'Activation cross sections of alpha-particle induced nuclear reactions on natural palladium', Jun. 2019

[2] A. Hermanne *et al.*, 'Experimental determination of cross section of alpha-induced reactions on $^{\text{nat}}\text{Pd}$ ', Apr. 2005

Method: Stacked-foils technique

- ❑ **Stacked-foils technique:** in one irradiation, **several production cross sections** can be measured.
 - ↳ One pattern composed : degrader, target, monitor + catcher
- ❑ 3 campaigns of measurements accomplished at the **GIP Arronax:**
 - Alpha beam of 67.4 MeV
 - Monitor reactions : $^{27}\text{Al}(\alpha,x)^{24}\text{Na}$, $^{27}\text{Al}(\alpha,x)^{22}\text{Na}$

	1 st exp	2 nd exp	3 rd exp
Time of irradiation	1 h 30	2 h	2 h
Intensity of the beam	100 nA	150 nA	150 nA

- ❑ Use of the γ -rays at 342 keV (6.7 %) and 245 keV (1.24 %) to extract ^{111}Ag activity with a **HPGe** detector.


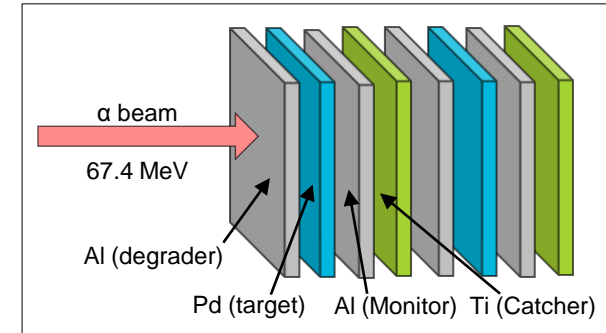


Figure 3: Schematical representation of the stack and setup of the experiment

☐ **Observations:**

- 8 measurements done in three different experiments: good consistency between the 1st and 3rd series.

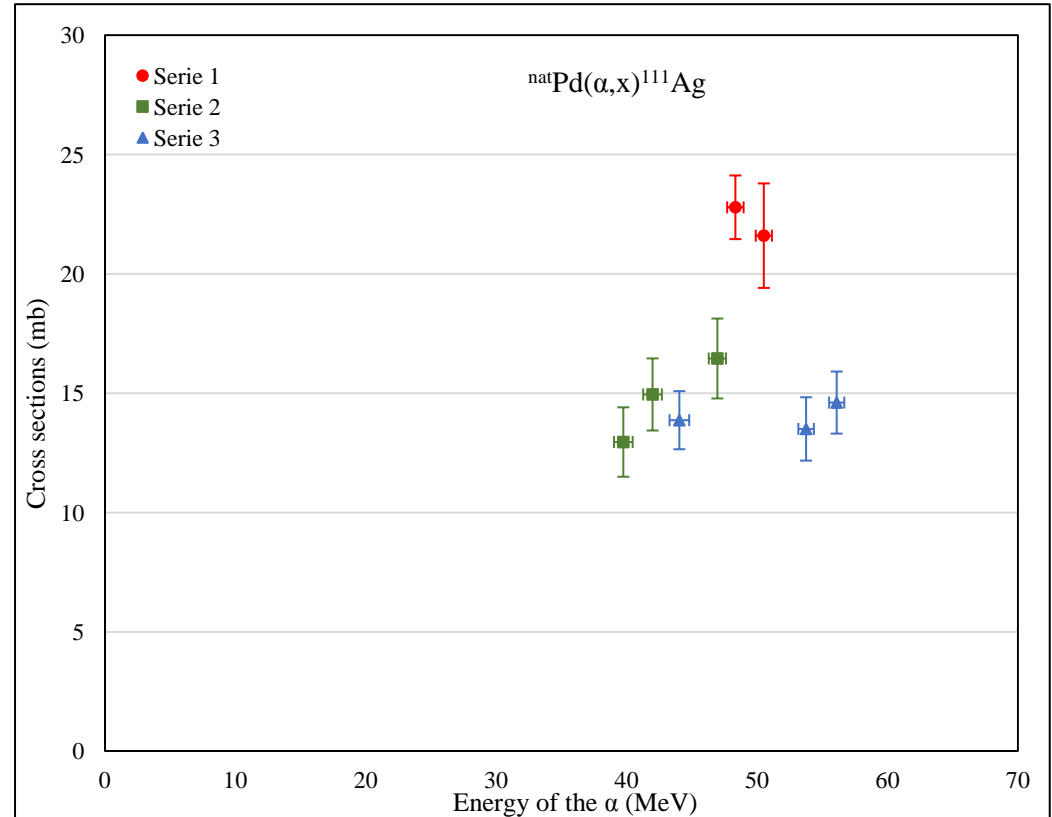


Figure 4: Cross section measurements of the $^{nat}\text{Pd}(\alpha, x)^{111}\text{Ag}$ reaction.

Observations:

- 8 measurements done in three different experiments: good consistency between the 1st and 3rd series.
- The maximum cross section seems to be around 50 MeV
- **Overall good agreement** with the experimental values of Aikawa *et al.*
 - ↳ the points at 48 and 50.5 MeV (*serie 1*) seem questionable.

Make new measurements in the area around the peak to define it better.

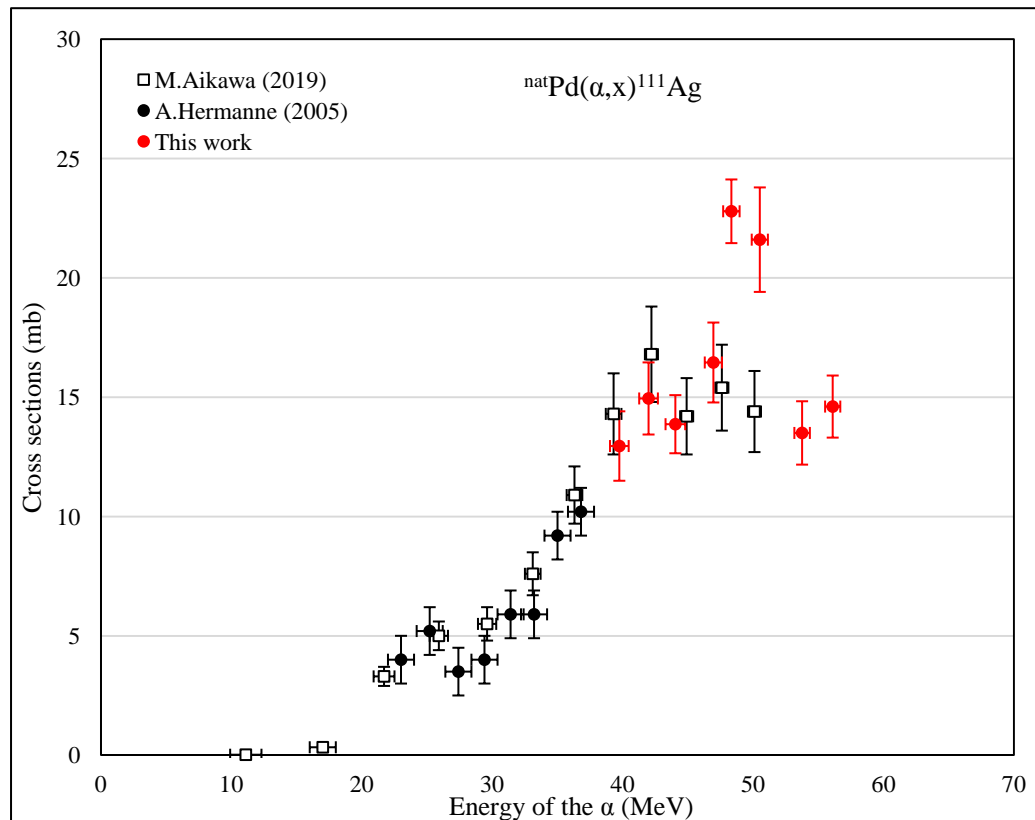


Figure 4: Cross section measurements of the $^{nat}\text{Pd}(\alpha, x)^{111}\text{Ag}$ reaction.

Results – Contaminants

- Production of other silver isotopes:

¹⁰³Ag 65.8 min ε β ⁺ = 100 %	¹⁰⁴Ag 69.3 min ε β ⁺ = 100 %	¹⁰⁵Ag 41.29 d ε β ⁺ = 100 %	¹⁰⁶Ag 23.96 m ε β ⁺ > 99 % β < 1 %	¹⁰⁷Ag STABLE 51.83 %	¹⁰⁸Ag 2.39 m β = 97.15 % ε β ⁺ = 2.85 %	¹⁰⁹Ag STABLE 48.161 %	¹¹⁰Ag 24.56 s β = 100 %	¹¹¹Ag 7.421 d β = 100 %	¹¹²Ag 3.15 h β = 100 %	¹¹³Ag 5.37 h β = 100 %
¹⁰²Pd STABLE 1.02 %	¹⁰³Pd 17 d ε β ⁺ = 100 %	¹⁰⁴Pd STABLE 11.14 %	¹⁰⁵Pd STABLE 22.33 %	¹⁰⁶Pd STABLE 27.33 %	¹⁰⁷Pd 6.50e6 y β = 100 %	¹⁰⁸Pd STABLE 26.46 %	¹⁰⁹Pd 13.437 h β = 38.5 %	¹¹⁰Pd STABLE 30.85 %	¹¹¹Pd 23.6 min β = 100 %	¹¹²Pd 21.027 h β = 100 %

^{106m}Ag: t_{1/2} = 8.28 j

^{110m}Ag: t_{1/2} = 249.83 j

- Most of the contaminants produced are short-lived ⇒ a cooling time of **1-2 days** is enough for them to decay completely
 - ↳ Not the case for the longer-lived ¹⁰⁵Ag (t_{1/2} = 41.29 j), ^{106m}Ag (t_{1/2} = 8.28 j) and ^{110m}Ag (t_{1/2} = 249.83 j)



If possible, find an interval of energy where only ¹¹¹Ag is produced

Observations:

- ^{111}Ag and $^{110\text{m}}\text{Ag}$ have the lowest cross sections of all the long-lived silver isotopes.
 - ↳ more than **5 times** lower than for $^{106\text{m}}\text{Ag}$ and more than 10 times lower than ^{105}Ag .
- They are all produced in the same energy interval than ^{111}Ag .

↳ their production is **unavoidable**.



Use of an **enriched target** of ^{108}Pd or ^{110}Pd :

- Small production of ^{105}Ag and $^{106\text{m}}\text{Ag}$.
- ^{111}Ag is **still** produced alongside $^{110\text{m}}\text{Ag}$.

What about the other production routes ?

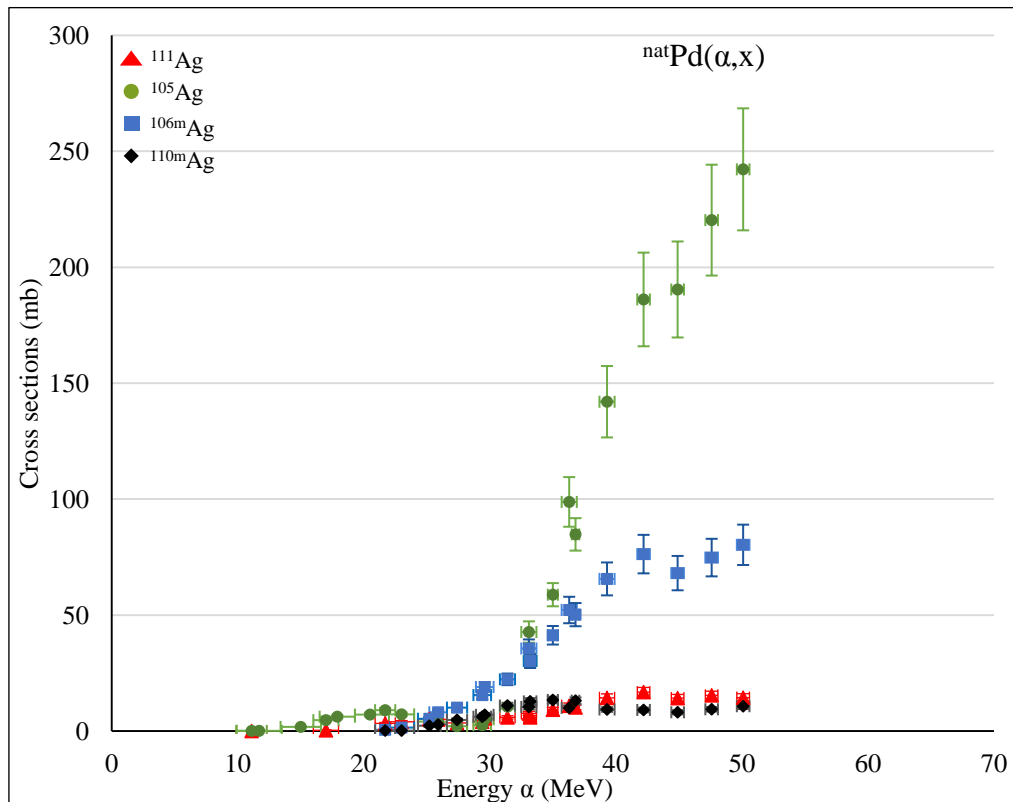


Figure 5: Cross section measurements of the $^{nat}\text{Pd}(\alpha,x)^{111}\text{Ag}, ^{105}\text{Ag}, ^{106\text{m}}\text{Ag}, ^{110\text{m}}\text{Ag}$ reaction.

□ Deuteron route :

- Maximum cross section of ${}^{\text{nat}}\text{Pd}(d,x){}^{111}\text{Ag}$ is at lower energy than with the alpha route : 10 MeV.
- The same contaminants : ${}^{105}, {}^{106\text{m}}, {}^{110\text{m}}\text{Ag}$
 - ↳ low purity and low specific activity
- A theoretical production could be between 16 and 6 MeV.
 - ↳ Target thickness : $\approx 225 \mu\text{m}$
 - ↳ Yield at EOB : $\approx 1.21 \text{ MBq}/\mu\text{Ah}$

□ Reactor route :

- Indirect production : ${}^{110}\text{Pd}(n,\gamma){}^{111}\text{Pd} (\beta^-) \rightarrow {}^{111}\text{Ag}$
- Contaminants : only short-lived silver isotopes
- High specific activity
- Production of 100 MBq of ${}^{111}\text{Ag}$ [1]:
 - ↳ neutron flux : $3 \times 10^{13} \text{ n cm}^{-2} \text{ s}^{-1}$
 - ↳ 26 h of irradiation

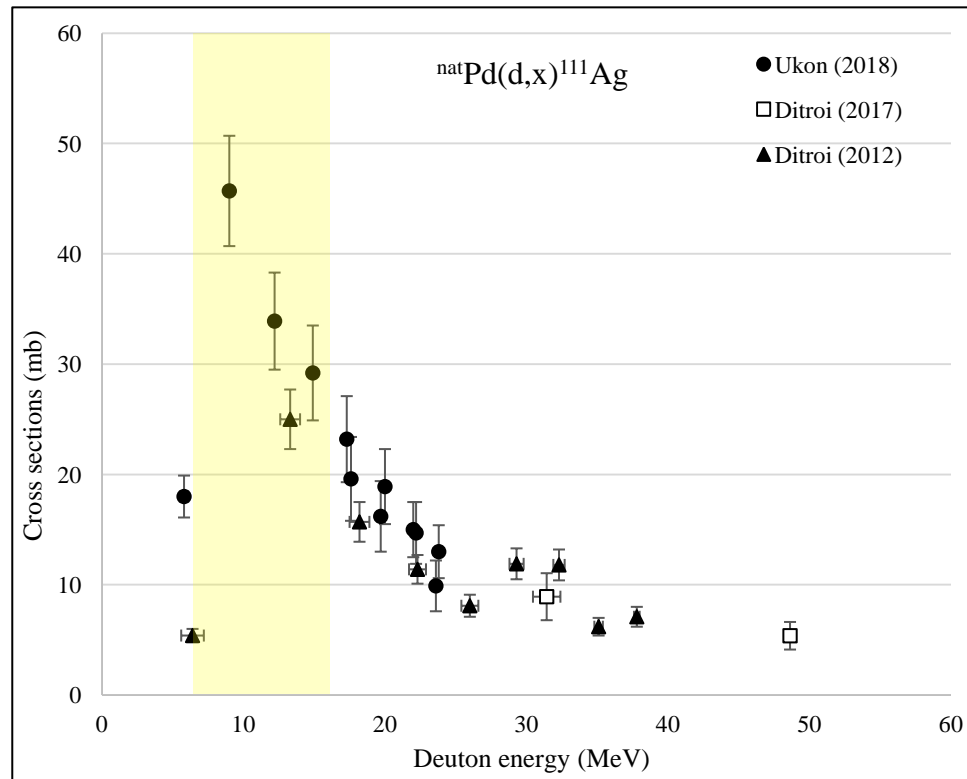


Figure 6: Cross section measurements of the ${}^{\text{nat}}\text{Pd}(d,x)$ reaction.

Results – Production routes

Production route	Characteristics of the irradiation	Estimated production (EOB)	Purity	Specific activity
$^{110}\text{Pd}(n, \gamma)^{111}\text{Pd}$ [1]	Flux : $3 \times 10^{13} \text{ n cm}^{-2} \text{ s}^{-1}$ $t_{\text{irradiation}}$: 26 h	3.85 MBq/h	Short-lived silver isotopes	High
$^{\text{nat}}\text{Pd}(d, x)$	E = 16 MeV Target thickness $\approx 225 \mu\text{m}$	1.21 MBq/ μAh	$^{105}, ^{106\text{m}}, ^{110\text{m}}\text{Ag}$	low
$^{\text{nat}}\text{Pd}(\alpha, x)$	E = 60 MeV Target thickness $\approx 255 \mu\text{m}$	0.29 MBq/ μAh	$^{105}, ^{106\text{m}}, ^{110\text{m}}\text{Ag}$	low

Less ^{111}Ag produced with the alpha route with a thicker target than with the deuteron route

Could be improved with a ^{110}Pd / ^{108}Pd enriched target

The most promising route seems to be the **neutron route.**

- ❑ New production cross section measurements of the reaction ${}^{\text{nat}}\text{Pd}(\alpha, x){}^{111}\text{Ag}$ have been performed at the GIP Arronax at high energy:
 - Good agreement with the data of Aikawa *et al.*, apart from the points of my first experiment.
 - The maximum cross section seem to be around 50 MeV

- ❑ Comparison with the most accessible production routes:
 - low purity and specific activity with the alpha and deuteron routes
 - Good purity and high specific activity with the neutron route ⇒ the most promising

- ❑ **Outlook:**
 - Measure again the peak area to understand the difference between the data from Aikawa my first experiment
 - Future experiments between 55 and 65 MeV to have experimental data after the peak
 - Extract the production cross sections of the silver contaminants (${}^{105}\text{Ag}$, ${}^{106\text{m}}\text{Ag}$ and ${}^{110\text{m}}\text{Ag}$)



THANK YOU FOR YOUR ATTENTION



Laurine Puren

A. Guertin, , E. Nigrón, F. Haddad, V. Métivier