



HAL
open science

Enumeration of crossings in two-step puzzles

Quentin François

► **To cite this version:**

| Quentin François. Enumeration of crossings in two-step puzzles. 2024. hal-04777710

HAL Id: hal-04777710

<https://hal.science/hal-04777710v1>

Preprint submitted on 12 Nov 2024

HAL is a multi-disciplinary open access archive for the deposit and dissemination of scientific research documents, whether they are published or not. The documents may come from teaching and research institutions in France or abroad, or from public or private research centers.

L'archive ouverte pluridisciplinaire **HAL**, est destinée au dépôt et à la diffusion de documents scientifiques de niveau recherche, publiés ou non, émanant des établissements d'enseignement et de recherche français ou étrangers, des laboratoires publics ou privés.



Distributed under a Creative Commons Attribution - NonCommercial - NoDerivatives 4.0 International License

ENUMERATION OF CROSSINGS IN TWO-STEP PUZZLES

QUENTIN FRANÇOIS

ABSTRACT. We prove a formula which gives the number of occurrences of certain labels and local configurations inside two-step puzzles introduced by Buch, Kresch, Purbhoo and Tamvakis from the work of Knutson. Puzzles are tilings of the triangular lattice by edge labeled tiles and are known to compute the Schubert structure constants of the cohomology of two-step flag varieties. The formula that we obtain depends only on the boundary conditions of the puzzle. The proof is based on the study of color maps which are tilings of the triangular lattice by edge labeled tiles obtained from puzzles.

1. INTRODUCTION

In his article [9], Knutson conjectured that the structure constants of the cohomology ring of a partial flag variety $GL(n)/P$ can be computed by the number of tilings of the triangular lattice called puzzles using specific tiles with side labels. The conjecture was first proved in the case of the Grassmannian variety [10], [11]. The puzzle rule was extended in [4] to compute the Gromov-Witten invariants which are structure constants for the small quantum cohomology ring of the Grassmannians. Gromov-Witten invariants are particular instances of structure constants of the two-step variety $Fl(a, b, n)$, see the work of Buch [2] using the kernel and span of rational curves. The puzzle conjecture for the two-step flag variety was eventually proved in [3]. The proof is based on an analogue of the jeu de taquin algorithm where local configurations are propagated in puzzles according to specific rules. Another combinatorial expression of the structure coefficients for the two-step flag variety had been proved by Coskun [5] using diagrams called Mondrian tableaux. The extension of the puzzle rule to equivariant Schubert structure constants for the two-step flag variety was conjectured by Coskun and Vakil [6] and proved by Buch [1]. In the latter, the author introduced transformations on equivariant two-step puzzles called mutations which in particular encompass the local rules of [3].

Edge labels on boundaries of two-step puzzles [3] can be either 0, 1 or 2. At the scale of the whole puzzle, the labels 0 and 1 create lines starting from the boundaries and crossing each other inside the puzzle. There are two possible types of crossings up to rotations. In one type of crossing, the lines joining identical labels from both sides cross each other by keeping their direction constant which is encoded in the puzzle by the label 7 inside the configuration. In the other type of crossing, the line joining labels 0 may not keep its direction constant which is encoded by the presence of at least one label 3 in the configuration. In [7], inspired from the hive model by Knutson and Tao in [10] and [11], Tarrago and the author constructed a bijection between two-step puzzles and objects called dual two-colored hives which involve tilings of the triangular lattice called color maps together with edge labels satisfying inequality and equality conditions. The bijection converts labels 7 in two-step puzzles to edges of color m in color maps. Moreover, the number of crossings of the second type is equal to the number of edges of color 3 in the color map.

The present paper gives a formula for the number of crossings of each type that is, for both the number of labels 7 and the number of crossings of the second type in any two-step puzzle of $Fl(a, b, n)$. The formula depends only on the 012 labels on the puzzle boundary. This paper is organised as follows. In Section 2 we give the necessary definitions to state the main result. The latter is first expressed in terms of color maps in Theorem 2.5 which translates to crossings in two-step puzzles in Corollary 2.6. Section 3 recalls some definitions of local configurations in color maps useful for the rest of the paper. Section 4 proves the main identity in a special case where the boundaries of the color map are in a simple form. Section 5 starts with local propagations of configurations in color maps called gashes which are directly inspired from [1] and proves the main identity by induction using propagations.

Acknowledgement. The author is supported by the Agence Nationale de la Recherche funding CORTIPOM ANR-21-CE40-0019. We thank Pierre Tarrago and Anders Skovsted Buch for the fruitful discussions on puzzles and related notions.

2. MAIN RESULT

Definition 2.1 (Triangular lattice). Let $n \geq 1$ and let $\xi = e^{\frac{i\pi}{3}}$. Denote $T_n = \{r+s\xi, 0 \leq r+s \leq n\}$ the vertices of the triangular lattice of size n and $E_n = \{(x, x+v) : x, x+v \in T_n \text{ and } v \in \{-\xi^{2l}, 0 \leq l \leq 2\}\}$ the set of edges in T_n . The faces of the lattice T_n are triangles which are called direct (respectively reversed) if the corresponding vertices $(x_1, x_2, x_3) \in T_n^3$ can be labeled in such a way that $x_2 - x_1 = (1, 0)$ and $x_3 - x_1 = \xi$ (respectively $x_3 - x_1 = \bar{\xi}$).

Edges in E_n can only have three possible orientations. If $x = r + s\xi \in T_n$, we define three coordinates (x_0, x_1, x_2) by

$$x_0 = n - (r + s), \quad x_1 = r \text{ and } x_2 = s.$$

Definition 2.2 (Edge coordinate and type). We say that an edge $e = (x, x+v)$ is of type l for $l \in \{0, 1, 2\}$ when $v = -\xi^{2l}$. The origin of e is x and the coordinates of e is the triple $(e_0, e_1, e_2) = (x_0, x_1, x_2)$. The height of e of type l is $h(e) = e_l$. Define also the boundary edges of E_n by

$$\begin{aligned} \partial_0^{(n)} &= (((n-r+1, 0), (n-r, 0)), 1 \leq r \leq n) \\ \partial_1^{(n)} &= ((n\xi + (r-1)\bar{\xi}, (n\xi + r\bar{\xi})), 1 \leq r \leq n) \\ \partial_2^{(n)} &= (((r-1)\bar{\xi}, r\bar{\xi}), 1 \leq r \leq n). \end{aligned}$$

Definition 2.3 (Color map). Let $n \geq 1$. A color map is a map $C : E_n \rightarrow \{0, 1, 3, m\}$ such that the boundary colors around each triangular face in the clockwise order is either $(0, 0, 0)$, $(1, 1, 1)$, $(1, 0, 3)$ or $(0, 1, m)$ up to a cyclic rotation.

The values of a color map C on the boundary edges are denoted $\partial C = (\partial_0 C, \partial_1 C, \partial_2 C)$ and are defined for $l \in \{0, 1, 2\}$ as $\partial_l C = C|_{\partial_l^{(n)}}$. We say that C has boundary condition $\partial = (\partial_0, \partial_1, \partial_2)$ if $\partial C = \partial$.

Alternatively, one can view a color map C as a tiling of T_n by the set of edge labeled tiles of Figure 1 where tiles can be rotated. The last two tiles are respectively called 3 and m lozenges in accordance with the color of their middle edge.



FIGURE 1. Possible tiles for color maps

As there is an equal number of both 0 and 1 labels on each side of two-step puzzles, we will consider boundary conditions $\partial C \in \{0, 1\}^{3n}$ having an equal number of 0 and 1 colored edges respectively denoted by n_0 and n_1 so that $n_0 + n_1 = n$, see Figure 2 below. Such boundary conditions correspond to those of two-step puzzles [3] where one removed the labels 2 from the boundary 012 strings.

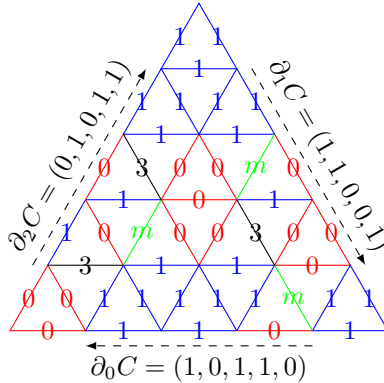


FIGURE 2. A color map on E_5 with boundary condition $\partial C = ((1, 0, 1, 1, 0), (1, 1, 0, 0, 1), (0, 1, 0, 1, 1))$.

Definition 2.4 (Gash numbers). Let $C : E_n \rightarrow \{0, 1, 3, m\}$ be a color map. For any $l \in \{0, 1, 2\}$ and edge $e \in \partial_l^{(n)}$ denote by $n(C, e) = |\{e' \in \partial_l^{(n)} : h(e') < h(e) \text{ and } C(e') = 1\}|$ the number of 1

colored edges east (respectively north, south) to e if $e \in \partial_0^{(n)}$ (respectively $e \in \partial_1^{(n)}$, $e \in \partial_2^{(n)}$). The gash numbers of the color map C are defined for $l \in \{0, 1, 2\}$ as

$$(2.1) \quad G(C, l) = \sum_{e \in \partial_l^{(n)} : C(e)=0} n(C, e).$$

For instance, in the color map C of Figure 2, one has $G(C, 0) = 4$, $G(C, 1) = 4$, $G(C, 2) = 1$. The main result of this paper is the following count of the number of 3 and m colored edges in color maps which depends only on the gash numbers.

Theorem 2.5 (Label count in color maps). *Let C be a color map on E_n having n_0 , respectively n_1 , edges of color 0, respectively 1, on each of its boundaries. Let $m(C)$ and $s(C)$ denote respectively the number of m and 3 colored edges in C . Then,*

$$(2.2) \quad m(C) = G(C, 0) + G(C, 1) + G(C, 2) - n_0 n_1$$

and

$$(2.3) \quad s(C) = 2n_0 n_1 - G(C, 0) - G(C, 1) - G(C, 2).$$

Let us also mention that one can count other types of tiles in C . The enumeration of triangular faces having edges of the same color is given in Corollary 5.6.

In [7, Theorem 5.3] a bijection was defined between two-step puzzles of [3] and objects called two colored dual hives consisting of a color map together with a label map, see [7, Definition 5.1] for details on the definition. In particular, this bijection converts labels 7 of two-step puzzles into to m colored edges. Moreover the number of edges $e \in E_n$ with color $C(e) = 3$ in the obtained color map is equal to the number of pieces of the form of Figure 3 where the number of labels 2 is arbitrary and where the configuration can be rotated. This piece is one of the composed puzzle pieces of [3] which we call a *soft crossing* in the rest of this paper.

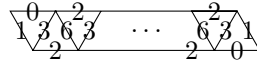


FIGURE 3. A soft crossing in two step puzzles.

Recall that the clockwise labels on boundaries of two-step puzzles are 012 strings. Let u be a 012 string of length n : $u = u_1 \dots u_n$ where $u_i \in \{0, 1, 2\}$, $1 \leq i \leq n$. In accordance with Definition 2.4, define

$$G(u) = \sum_{1 \leq i \leq n : u_i=0} |\{j \leq i : u_j = 1\}|.$$

Theorem 2.5 yields a direct computation of the number of labels 7 and soft crossings in any two-step puzzle given in Corollary 2.6.

Corollary 2.6 (Labels 7 and soft crossings in two-step puzzles). *Let P be a two-step puzzle with boundary given by three 012 strings u, v, w respectively on the left, right and bottom sides in clockwise order, each having n_0 symbol 0 and n_1 symbol 1. Let $n(P, \text{sc})$ and $n(P, 7)$ denote respectively the number of soft crossings and labels 7 in P . Then,*

$$\begin{aligned} n(P, 7) &= G(u) + G(v) + G(w) - n_0 n_1, \\ n(P, \text{sc}) &= 2n_0 n_1 - G(u) - G(v) - G(w). \end{aligned}$$

Proof. Let C be the color map associated to the image of P by the bijection from [7, Definition 5.2]. Then, $G(C, 0) = G(w)$, $G(C, 1) = G(v)$ and $G(C, 2) = G(u)$. Moreover, $n(P, \text{sc}) = s(C)$ and $n(7, P) = m(C)$ from which one derives the result using (2.2) and (2.3). \square

Sketch of the proof of Theorem 2.5. In Section 3, we introduce some transformations on color maps that will play a role in the rest of the paper. In Section 4, we prove Theorem 2.5 in the case where $G(C, 2) = 0$. This is done by showing that when $G(C, 2) = 0$, the color map can be reduced to a simple color map in which the counting is explicit. In Section 5, we give a procedure to transform any color map C to another color map C' such that $G(C', 2) = G(C, 2) - 1$ from which one can prove Theorem 2.5 by induction.

3. ARROWS

In this section, we recall some definitions on local configurations that were introduced in [7].

Definition 3.1 (Opening). *Let $x \in T_n$. An opening of type $l \in \{0, 1, 2\}$ at x is a pair of edges $(e, e') \in E_n^2$ such that if $e = (e_1, e_2)$, $e' = (e'_1, e'_2)$ with $(e_1, e'_1, e_2, e'_2) \in T_n^4$ and $t(e), t(e')$ are the types of e and e' ,*

$$e_i = e'_i = x \text{ for some } i \in \{1, 2\},$$

$$\{t(e), t(e')\} = \{l - 1, l + 1\} \text{ and } C(e) = C(e') \in \{0, 1\}.$$

The color of the opening is defined as the color of edges e and e' .

Consider an opening $a = (e, e')$ at x of type l and color $c \in \{0, 1\}$. Let $e'' = e''(a)$ be the edge such that e, e' are edges of the lozenge with middle edge e'' . The only possible colors of the edge e'' are $C(e'') \in \{0, 1\}$. If $C(e'') = c$, the two triangular faces of the lozenge with middle edge e'' have all of their edges colored c . If $C(e'') \neq c$, then there is an opening a' of type l and color c at the other endpoint of e'' . Note that there can only be finitely many such openings before $C(e'') = c$.

Definition 3.2 (Arrow). *Let $a = (e, e')$ be an opening of type l and color c . Let $r \geq 0$ be the number of successive openings having middle edge e'' such that $C(e'') \neq c$ with $C(e'') \in \{0, 1\}$ as in the previous paragraph. We say that the configuration of edges consisting of the $r \geq 0$ successive pairs of 3 and m lozenges together with the pair of direct and reverse faces with boundary edges of color c is an arrow of length $r \geq 0$ at the opening a .*

See Figure 4 for examples of openings and arrows.

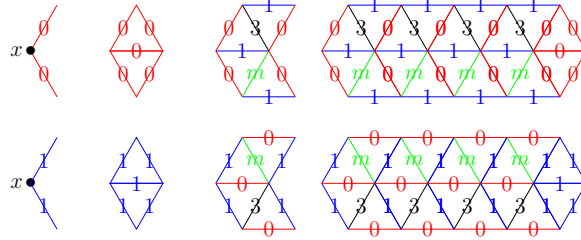


FIGURE 4. First row from left to right : an opening a with color 0 and type 0 at x , the case $C(e'') = c$, the case $C(e'') \neq c$ and an arrow of length $r = 4$. The second row is the analog for color 1.

Let A be an arrow of length $r \geq 1$ at an opening with center x . The reversal of A is the configuration obtained by applying a rotation of π to A . An example of arrow reversal is given in Figure 5.

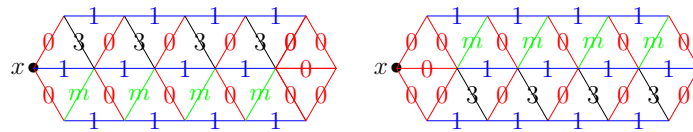


FIGURE 5. Reversal of an arrow of length 4 at x .

4. THE CASE $G(C, 2) = 0$

In this section, we prove (2.2) for color maps C such that $G(C, 2) = 0$. We first reduce the color map C to C' so that all the 0 colored edges on $\partial_0 C'$ are consecutive starting from the bottom left corner of T_n . This is done in Section 4.1. In Section 4.2, we give an explicit counting of $m(C')$ and in Section 4.3 we show (2.2) when $G(C, 2) = 0$ using the two previous sections.

4.1. Reduction of color maps.

Definition 4.1 (Lozenge and trapeze regions). *Let $x = (x_0, x_1, x_2) \in T_n$ and let $r, s \geq 0$ be such that $(r, s) \neq (0, 0)$. Define the lozenge region $L[r, s, x] \subset E_n$ as*

$$(4.1) \quad L[r, s, x] = E(\{x + u + v\xi, (u, v) \in \{0, \dots, r\} \times \{0, \dots, s\}\})$$

where for a subset $V \subset T_n$, $E(V) \subset E_n$ is the subset of edges having both endpoints in V . Moreover, the trapeze region $T[r, s, x] \subset E_n$ is defined for $s \geq r$ as

$$(4.2) \quad T[r, s, x] = E(\{x + u + v\xi, (u, v) \in \{0, \dots, r\} \times \{0, \dots, s\} : v + u \leq s\}).$$

For an illustration of lozenge and trapeze regions, see Figure 6.

Lemma 4.2 (Filling a lozenge region). *Let $L[r, s, x]$ be a region as in (4.1). Suppose that its boundary edges $\{(x + u, x + u - 1), 1 \leq u \leq r\}$ and $\{(x + v\xi, x + (v + 1)\xi), 0 \leq v \leq s - 1\}$ are colored 1 and 0 respectively. Then, every edge in $L[r, s, x]$ of type 1 has color 3, which determines the color of all edges in $L[r, s, x]$ uniquely.*

Proof. For any $v \in T_n$ such that $C((v + 1, v)) = 1$ and $C((v, v + \xi)) = 0$, there is only one possible set of values for a color map C on edges $(v + \xi, v + 1)$, $(v + 1 + \xi, v + \xi)$, $(v + 1, v + 1 + \xi)$ which is given by $(3, 1, 0)$. Applying this constraint to $v = x, x + 1, \dots, x + r - 1$ in this order and using induction to fill the remaining region $L[r, s - 1, x + \xi]$ shows the result. \square

Lemma 4.3 (Filling a trapeze region). *Let $T[r, s, x]$ be a region as in (4.2). Suppose that its edges $\{(x + u, x + u - 1), 1 \leq u \leq r\}$ and $\{(x + v\xi, x + (v + 1)\xi), 0 \leq v \leq s - 1\}$ are colored 0. Then, up to some arrow reversals, every edge in $T[r, s, x]$ has color 0.*

Proof. We will prove the result by induction over r . Assume that $r = 1$. The triangular face having edges $(x + 1, x)$ and $(x, x + \xi)$ colored 0 has its third edge $(x + \xi, x + 1)$ of type 1 also colored 0. Then, the edges $(x + \xi, x + 1)$ and $(x + \xi, x + 2\xi)$ form a 0 opening that we call o_1 . Consider the arrow A_1 at o_1 of length $\ell \geq 0$ having its other endpoint at $x + \ell + 1$. Apply the arrow reversal as in Figure 5 which only changes the colors of edges inside A_1 . Then, the edges $(x + 1, x + 1 + \xi)$, $(x + 1 + \xi, x + \xi)$ and $(x + 2\xi, x + 1 + \xi)$ have color 0. Notice that in the resulting configuration, the edges $(x + 2\xi, x + 1 + \xi)$ and $(x + 2\xi, x + 3\xi)$ form a 0 opening. Moreover, reversing an arrow between endpoints x and $x + \ell + 1$ does not modify the colors of the edges e having origin y such that $y_0 \geq x_0$. By successively considering the 0 openings formed by edges $(x + v\xi, x + 1 + (v - 1)\xi)$ and $(x + v\xi, x + (v + 1)\xi)$ for $1 \leq v \leq s - 1$, we get that $T[1, s, x]$ has every edge colored 0.

For $r \geq 2$, using the same argument as above shows that all edges in $T[1, s, x]$ are colored 0. Since $T[r, s, x] = T[1, s, x] \cup T[r - 1, s - 1, x + 1]$, one gets the result by induction. \square

Remark 4.4 (Filling lozenge and trapeze regions). *Note that the results of Lemmas 4.2 and 4.3 remain valid if one swaps labels 0 and 1, replacing 3 lozenges in a lozenge region by m lozenges and 0 colored edges in the trapeze region by 1 colored edges.*

The next Lemma shows that the bottom region adjacent to $\partial_0^{(n)}$ of a color map has an explicit description in terms of lozenge and trapeze regions. An illustration of that region is given in Figure 6 where the lozenge regions are filled with lozenges having middle edge of type 1 colored 3 and trapeze regions have all of their edges colored 0.

Lemma 4.5 (Structure above $\partial_0^{(n)}$). *Let C be a color map such that $G(C, 2) = 0$. Then, there exists $p = p(C) \geq 1$ and $0 = y_0 \leq x_1 < y_1 < x_2 < \dots < y_{p-1} < x_p < y_p \leq n$ such that up to some arrow reversals, denoting $r_i = y_i - x_i$ and $b_i = x_i - y_{i-1}$ for $1 \leq i \leq p$, the regions*

$$L[b_1, n_0, (y_0, 0)], L[b_2, n_0 - r_1, (y_1, 0)], \dots, L[b_p, r_p, (y_p, 0)]$$

are filled by lozenges having middle edge of type 1 colored 3 and such that regions

$$T[r_1, n_0, (x_1, 0)], T[r_2, n_0 - r_1, (x_2, 0)], \dots, T[r_p, r_p, (x_p, 0)]$$

have their edges colored 0.

Proof. Set $y_0 = 0$ and by convention $C((0, -1)) = C((n + 1, n)) = 1$. Define

$$(4.3) \quad p = |\{1 \leq x \leq n - 1 : C((x, x - 1)) = 0 \text{ and } C((x + 1, x)) = 1\}| \geq 1$$

and for $1 \leq i \leq p$,

$$(4.4) \quad x_i = \inf\{u \geq y_{i-1} : C((u, u - 1)) = 1 \text{ and } C((u + 1, u)) = 0\}$$

$$(4.5) \quad y_i = \inf\{u \geq x_i : C((u, u - 1)) = 0 \text{ and } C((u + 1, u)) = 1\}.$$

We have that $y_0 \leq x_1 < y_1 < x_2 < \dots < y_{p-1} < x_p < y_p$. Recall that $r_i = y_i - x_i$ and $b_i = x_i - y_{i-1}$ for $1 \leq i \leq p$.

Since $G(C, 2) = 0$, the region $L[b_1, n_0, (0, 0)]$ has its edges $\{(x, x-1), 1 \leq x \leq b_1\}$ and $\{(x, x+\xi), 0 \leq x \leq n_0-1\}$ colored 1 and 0 respectively which implies by Lemma 4.2 that it is filled by lozenges having middle edge of type 1 colored 3 except in the case where $b_1 = 0$ for which $L(b_1, n_0, (0, 0)) = \{(x, x+\xi), 0 \leq x \leq n_0-1\}$ has all of its edges on $\partial_2^{(n)}$ colored 0. Remark that edges in $L(b_1, n_0, (0, 0))$ with coordinate e_1 equal to x_1 are colored 0. Therefore, the trapeze region $T[r_1, n_0, (x_1, 0)]$ has its boundary edges colored 0 as in Lemma 4.3 which shows that up to arrow reversals, it has all of its edges colored 0. Using Lemmas 4.3 and 4.2 successively on the regions

$$L[b_1, n_0, (y_0, 0)], L[b_2, n_0 - r_1, (y_1, 0)] \dots, L[b_p, r_p, (y_{p-1}, 0)]$$

and

$$T[r_1, n_0, (x_1, 0)], T[r_2, n_0 - r_1, (x_2, 0)] \dots, T[r_p, r_p, (x_p, 0)]$$

gives the result. Notice that the order of the applications of Lemma 4.3 is compatible with the arrow reversals involved for the trapeze regions in the sense that arrow reversals in $T[a, b, x]$ only affect edges $e \in E_n$ such that $e_1 \geq x_1$.

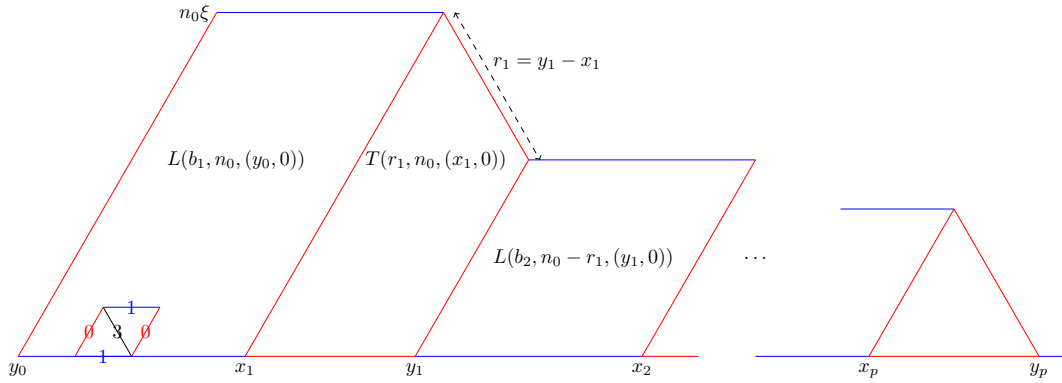


FIGURE 6. Region at the bottom of C . Lozenge regions are filled with 3 lozenges and trapeze regions are filled with 0 colored edges.

□

Recall that for $1 \leq i \leq p$, $r_i(C) = y_i - x_i$ denotes the number of edges of $\partial_0 C$ which are in the i -th trapeze region of Figure 6.

Lemma 4.6 (Grouping columns). *Let C be a color map and let $p = p(C)$ and $0 = y_0 \leq x_1 < y_1 < x_2 < \dots < y_{p-1} < x_p < y_p \leq n$ be defined as in Lemma 4.5. Assume that $p(C) \geq 2$. Using arrow reversal, adding $r_p \times b_p$ m -colored edges and removing $r_p \times b_p$ 3-colored edges, one can map C to C' such that $p' = p(C') = p(C) - 1$ and $r_{p'}(C') = r_p(C) + r_{p-1}(C)$.*

Proof. Let us first define a local transformation. Consider any vertex $v \in T_n$ such that $C((v + \xi - 1, v)) = 3$ and $C((v + 1, v)) = 0$, so that $C((v + \xi, v + 1)) = 0$. Consider the color map C_v where $C_v((v, v - 1)) = 0$ and $C_v((v, v + \xi)) = m$. We call $C \mapsto C_v$ the replacement at v , see Figure 7. The color map C_v has one less 3 colored edge and one more m colored edge than C .

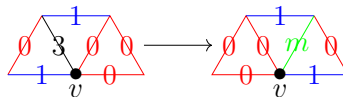


FIGURE 7. Replacement at vertex v .

Consider the lozenge region $L[b_p + 2, r_p, (y_{p-1} - 1, 0)]$ where $b_p = x_p - y_{p-1}$ and $r_p = y_p - x_p \geq 1$, see Figure 8. Apply replacements successively at $x_p, \dots, y_{p-1} + 1$ and call C_1 the resulting color map, see Figure 9 and Figure 10 for an illustration of this step. Notice that C_1 has an arrow of length b_p at the 0 opening at $v_1 = (y_{p-1}, 0) + \xi$. Reverting this arrow creates an arrow at $v_2 = v_1 + \xi$ of length b_p , see

Figure 11. By reverting arrows with openings at $(y_{p-1}, 0) + q\xi, 1 \leq q \leq r_p$ each with length b_p , the resulting color map $\varphi(C)$ satisfies

$$(4.6) \quad p(\varphi(C)) = p \text{ and } r_p(\varphi(C)) = r_p - 1 \text{ if } r_p \geq 2,$$

$$(4.7) \quad p(\varphi(C)) = p - 1 \text{ and } r_p(\varphi(C)) = r_p - 1 + 1 \text{ if } r_p = 1,$$

see Figure 12. By applying the previous transformation $C \mapsto \varphi(C)$ a number of times equal to r_p , one gets a color map C' such that $p(C') = p - 1$ and $r_p(C')(C') = r_{p-1} + r_p$.

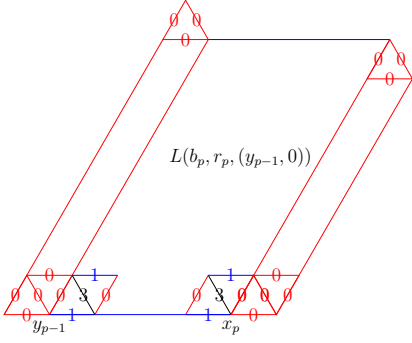


FIGURE 8. Initial color map C .

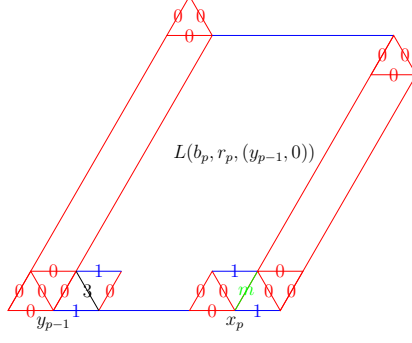


FIGURE 9. Replacement at x_p .

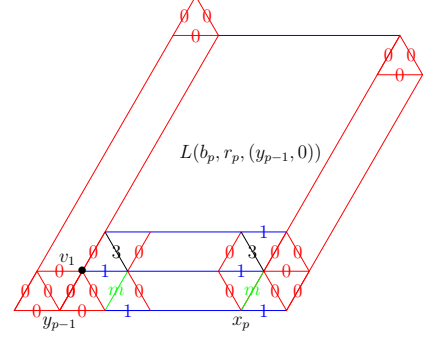


FIGURE 10. Replacements at $x_p, \dots, y_{p-1} + 1$.

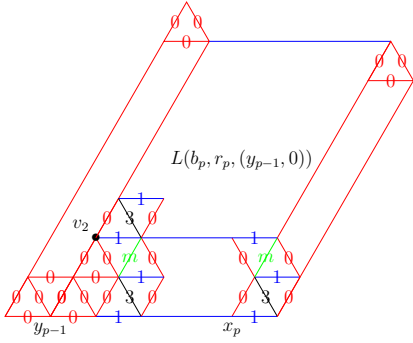


FIGURE 11. First arrow reversal creating an arrow at v_2 .

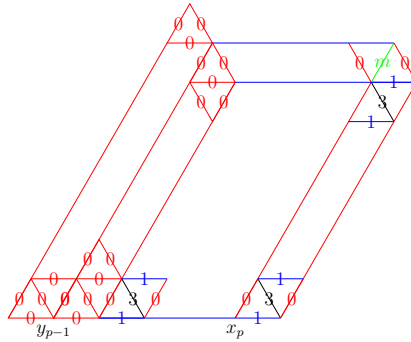


FIGURE 12. Final configuration $\varphi(C)$.

□

From the previous Lemmas, one derives the following result.

Proposition 4.7 (Edge count during reduction). *Let C be a color map such that $G(C, 2) = 0$ and let b_1 be defined as in Lemma 4.5. One can reduce C to a color map C' such that $p(C') = 1$ and $b_1(C') = 0$ by removing (respectively adding) $M = n_0 n_1 - G(C, 0)$ edges of color 3 (respectively of color m) so that $m(C') = m(C) + M$ and $s(C') = s(C) - M$.*

Proof. Apply the transformation of Lemma 4.6 until $p = 1$. Let us compute the total number M of exchanged 3 and m colored edges in the process. The only transformation that changes the number of edges of color 3 and m is the replacement as in Figure 7. By Lemma 4.6, one has applied

$$\tilde{M} = r_p b_p + b_{p-1}(r_{p-1} + r_p) + \dots + b_2(r_2 + \dots + r_p) = \sum_{j=2}^p r_j \sum_{i=1}^j b_i - b_1 \sum_{j=2}^p r_j$$

replacements of 3-colored edges by the same number of m -colored edges. Moreover,

$$G(C, 0) = \sum_{j=1}^p r_j (n_1 - \sum_{i=1}^j b_i) = (n_1 - b_1) \sum_{j=1}^p r_j - \tilde{M} = (n_1 - b_1) n_0 - \tilde{M}.$$

If the resulting color map \tilde{C} has $b_1(\tilde{C}) \geq 1$, apply Lemma 4.6 a number of times equal to n_0 so that the obtained color map C' has $x_1(\tilde{C}) = 0$. This last step removed $b_1(C)n_0 = b_1(\tilde{C})n_0$ edges of color 3 from \tilde{C} and added the same number of edges of color m . Therefore, one has removed $M = \tilde{M} + b_1 n_0 = n_0 n_1 - G(C, 0)$ edges of color 3 and added the same number of edges of color m . \square

Definition 4.8 (Reduced color map). *A color map $C : E_n \rightarrow \{0, 1, 3, m\}$ such that $G(C, 2) = 0$, $p(C) = 1$ and $b_1(C) = 0$ is called a reduced color map.*

4.2. Structure of reduced color maps. In this section, we only consider reduced color maps as any color map C such that $G(C, 2) = 0$ can be reduced thanks to Proposition 4.7 above. We first show that most of the edges in reduced color map have their color fixed except in some region, see Figure 13. This region consists of specific configuration of edges described in Remark 4.10. From this we derive the main result of this section in Proposition 4.11 which gives the number of m and 3 colored edges in reduced color map.

By Lemma 4.3, every reduced color map has every edge of its trapeze region $T[n_0, n_0, (0, 0)]$ colored 0. Let $R = (E_n \setminus T[n_0, n_0, (0, 0)]) \cup \{(n_0 + s\xi^2, n_0 + (s+1)\xi^2), 0 \leq s \leq n_0 - 1\}$ be the remaining region pictured in Figure 13.

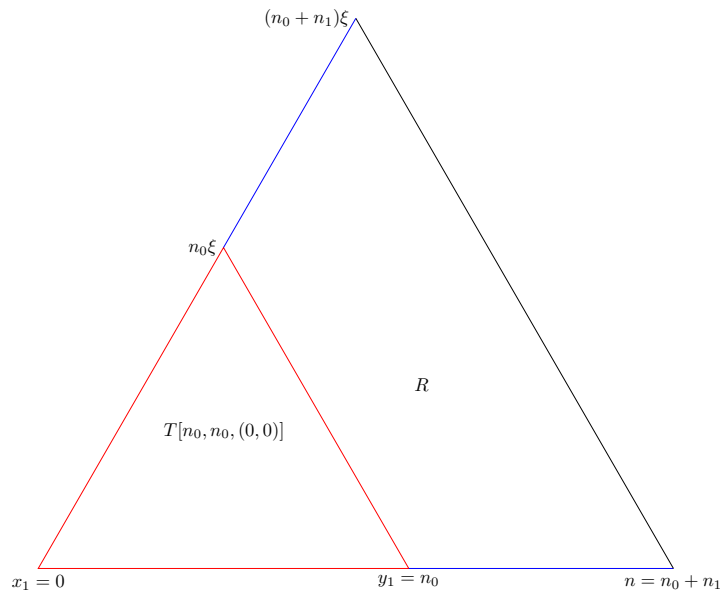


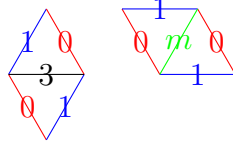
FIGURE 13. The region R in a reduced color map. Edges outside R have their color fixed.

The next Lemma shows that edges of color 0 in R can only be of type 1.

Lemma 4.9 (Edges of color 0 in R). *Let R be the region above associated to a reduced color map C . Then, every edge of color 0 in R is of type 1.*

Proof. Assume for the sake of contradiction that there exists an edge $e^{(0)}$ of type 0 or 2 in R . Take $e^{(0)}$ such that its origin $x^{(0)}$ has minimal coordinate x_2 . Since the color map is reduced, edges in $R \cap \partial_0^{(n)}$ have color 1 so that $x_2 \geq 1$ for edges of type 0. If $e^{(0)}$ is of type 0, then one of the edges of type 0 with origins $x^{(0)} - \xi, x^{(0)} - \xi + 1$ or the edge of type 2 with origin $x^{(0)} - \xi$ is colored 0. In either case, the minimality of the x_2 coordinate of $x^{(0)}$ is violated. If $e^{(0)}$ is of type 2, the type 2 edge with center $x^{(0)} + 1$ is colored 0 and both are opposite edges of a lozenge with middle edge of type 1 colored 3 as any other piece would either contradict the minimality of x_2 or introduce an edge of type 0 and color 0 in R . Without loss of generality, one can thus assume that $x_0^{(0)} = 1$. Since $\partial_1^{(n)}$ has edges with colors 0 or 1, the upward triangular face containing $e^{(0)}$ would have colors $(0, 0, 0)$ or $(0, 1, m)$ which would either imply that R has an edge of type 0 and color 0 or contradict the minimality of x_2 . \square

Remark 4.10 (Lozenges in R). *The two opposite 0 colored edges of a either 3 or m lozenge have the same type. Since Lemma 4.9 shows that 0 colored edges in R have type 1, the only orientations of 3 and m lozenges in R are such that the 3 edge has type 0 and the m edge has type 2, see Figure 14.*


 FIGURE 14. The two possible orientations of 3 and m lozenges in the region R .

We know from Lemma 4.9 that the color map C in R consists in triangular faces f such that $C(f) = (1, 1, 1)$ together with either 3 or m lozenges oriented as in Figure 14. In the rest of this section, we will view the color map C on R as a configuration of paths of color 0 from $R \cap \partial T[n_0, n_0, (0, 0)]$ to $R \cap \partial_2 C$ as follows.

To each 3 or m lozenge of Figure 14, associate a line segment by joining the two centers of the opposite 0 colored edges. We define paths $(p_i, 1 \leq i \leq n_0)$ simultaneously. For each $1 \leq i \leq n_0$, the path p_i starts in the middle of the edge of type 1 in $R \cap \partial T[n_0, n_0, (0, 0)]$ with origin $(n_0, 0) + i\xi^2$. At each step, a path having its endpoint with coordinate x_2 is continued by the affine line segment in the adjacent lozenge in R having an edge of color 0 with origin of coordinate $x_2 - 1$. Since this lozenge can only be one of the two lozenges of Figure 14, the paths are non-intersecting. After n_1 steps, endpoints are located in the middle of type 1 edges of color 0 on $R \cap \partial_2 C$. As there are n_0 such edges, the paths (p_1, \dots, p_{n_0}) form a set of non-intersecting paths where for each $1 \leq i \leq n_0$, the path p_i has origin at $o_i = (n_0, 0) + (i - \frac{1}{2})\xi^2$ and target $t_i = o(e_i) + \frac{1}{2}\xi^5$ where e_1, \dots, e_{n_0} are the 0 colored edges on $\partial_1 C$ ordered such that $h(e_1) > h(e_2) > \dots > h(e_{n_0})$.

The paths $(p_i, 1 \leq i \leq n_0)$ can have two possible steps. We call the step induced by a m lozenge a horizontal step and the step induced by a 3 lozenge a vertical step in accordance with the red line segment joining the two opposite 0 colored edges in the lozenges of Figure 14.

Proposition 4.11 (Number of m edges in reduced color maps). *Let C be a reduced color map. Denote by $n(m, R)$ and $n(3, R)$ the respective number of horizontal and vertical steps in R . Recall that $m(C)$ and $s(C)$ respectively denote the number of m lozenges and 3 lozenges in C . Then,*

$$(4.8) \quad m(C) = n(m, R) = G(C, 1)$$

and

$$(4.9) \quad s(C) = n(3, R) = n_0 n_1 - G(C, 1).$$

Proof. The only region in E_n where a reduced color map C has m colored edges is R . This amounts to count the number of horizontal steps in any path configuration $(p_i, 1 \leq i \leq n_0)$. Recall that e_1, \dots, e_{n_0} are the 0 colored edges on $\partial_1 C$ ordered such that $h(e_1) > h(e_2) > \dots > h(e_{n_0})$. As each path p_i goes from

$$o_i = (n_0, 0) + (i - \frac{1}{2})\xi^2 = \left(n_0 - \frac{1}{2}(i - \frac{1}{2}), (i - \frac{1}{2})\frac{\sqrt{3}}{2} \right)$$

to

$$t_i = o(e_i) + \frac{1}{2}\xi^5 = (n, 0) + (n - h(e_i))\xi^2 + \frac{1}{2}\xi^5 = \left(n - \frac{1}{2}(n - h(e_i) - \frac{1}{2}), \frac{\sqrt{3}}{2}(n - h(e_i) - \frac{1}{2}) \right),$$

the number of vertical steps in p_i is given by

$$\frac{2}{\sqrt{3}} \cdot \left(\frac{\sqrt{3}}{2}(n - h(e_i) - \frac{1}{2}) - (i - \frac{1}{2})\frac{\sqrt{3}}{2} \right) = n - h(e_i) - i$$

so that the total number of vertical steps in the path configuration is

$$n(3, R) = \sum_{i=1}^{n_0} (n - h(e_i) - i).$$

Moreover, the number of 1 colored edges e' such that $h(e') < h(e_i)$ is given by

$$n(C, e_i) = n_1 - (n - h(e_i) - i)$$

so that

$$G(C, 1) = \sum_{i=1}^{n_0} n(C, e_i) = \sum_{i=1}^{n_0} (n_1 - (n - h(e_i) - i)) = n_0 n_1 - n(3, R).$$

Therefore,

$$n(3, R) = n_0 n_1 - G(C, 1)$$

and, since each of the n_0 paths has a total number of steps given by n_1 ,

$$n(m, R) = n_0 n_1 - n(3, R) = G(C, 1).$$

□

Remark 4.12 (Number of reduced color maps). *One can derive the number of reduced color maps $N_{red}(n_0, n_1)$ since this number is equal to the number of paths configurations $(p_i, 1 \leq i \leq n_0)$ which can be computed by the determinantal formula of Lindström, Gessel and Viennot [12], [8]:*

$$(4.10) \quad N_{red}(n_0, n_1) = \det A$$

where $A = (a_{i,j}, 1 \leq i, j \leq n_0)$ is the matrix whose coefficients are given by

$$(4.11) \quad a_{i,j} = \binom{n_1}{n - h(e_j) - i}$$

with the convention that $a_{i,j} = 0$ if $h(e_j) + i \geq n$.

4.3. Proof of Theorem 2.5 in the case $G(C, 2) = 0$. Let C be a color map such that $G(C, 2) = 0$. Thanks to Proposition 4.7, one can reduce C to a reduced color map C' such that

$$(4.12) \quad m(C') = m(C) + n_0 n_1 - G(C, 0)$$

and

$$(4.13) \quad s(C') = s(C) - n_0 n_1 + G(C, 0)$$

Using (4.8) and (4.9) for the reduced color map C' ,

$$(4.14) \quad m(C') = G(C', 1)$$

$$(4.15) \quad s(C') = n_0 n_1 - G(C', 1).$$

Moreover, the reduction $C \mapsto C'$ does not change $\partial_1 C = \partial_1 C'$ so that $G(C, 1) = G(C', 1)$. Thus,

$$(4.16) \quad m(C) = G(C, 0) + G(C, 1) - n_0 n_1$$

which is (2.2) since $G(C, 2) = 0$ and

$$(4.17) \quad s(C) = s(C') - G(C, 0) + n_0 n_1 = 2n_0 n_1 - G(C, 0) - G(C, 1) = n_0 n_1 - m(C)$$

which is (2.3).

5. THE GENERAL CASE

In this section, we prove (2.2) by induction on $G(C, 2)$. The case where $G(C, 2) = 0$ has been treated in Section 4.3. We first introduce a procedure in Section 5.1 which takes a color map C for which $G(C, 2) \geq 1$ and transform it to a color map C' such that $G(C', 2) = G(C, 2) - 1$. Using the previous transform, we finish the proof of Theorem 2.5 in Section 5.2.

5.1. Gash propagation. We introduce local configuration of two edges of the same type sharing a vertex called a gash, see Definition 5.1, which is inspired from gashes previously defined in [3], [1] and [7]. Gashes will propagate across a color map C by local rules presented in Definition 5.2 until reaching some prescribed configuration or hitting $\partial_1^{(n)}$.

Definition 5.1 (Gash). *Let $x \in T_n$. A gash with center x is the union of the two edges $(x, x - \xi^{2l}), (x + \xi^{2l}, x)$ for $l \in \{1, 2\}$ with the data of*

(1) *Original colors given by*

$$C((x, x - \xi^{2l})) = 1, \quad C((x + \xi^{2l}, x)) = 0 \text{ if } l = 1$$

$$C((x, x - \xi^{2l})) = 0, \quad C((x + \xi^{2l}, x)) = 1 \text{ if } l = 2.$$

(2) *New colors given by replacing 0 with 1 and vice-versa in original colors.*

The type of a gash is defined as the type $l \in \{1, 2\}$ of its edges.

Let g be gash of type 2. The only possible values of the color map C adjacent to g are given by the configurations of Figure 15 that we label from (i) to (vi). The configurations can be rotated for type 1 gashes.

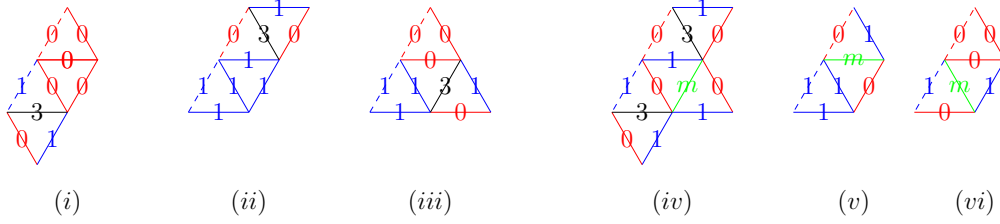


FIGURE 15. Possible adjacent configuration to a gash of type 2 in dashed edges. Only the original colors of gashes are represented.

Definition 5.2 (Gash propagation). *Let g be gash of type 2 with center x adjacent to a configuration (i), (ii) or (iii). We define the propagation of g to be the gash g' having center $x + \xi$ (resp. $x + 1$) in the case of configuration (i) (resp. (ii) or (iii)) together with the local replacement of Figure 16 depending on the adjacent configuration.*

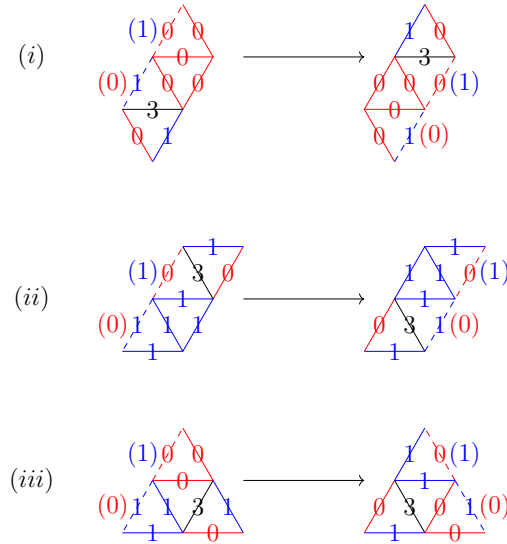


FIGURE 16. Propagation of a gash through configurations (i), (ii) and (iii). New colors of gashes are written in parenthesis.

If g is adjacent to a configuration (iv), notice that there is a 0 opening at its center x and thus an arrow of color 0 at x with type 0. Reverting this arrow yields a configuration (i) adjacent to g and we define the propagation of g to be the gash g' of the same type as in step (1). Using a rotation, one defines propagations for type 1 gashes with the exception of configuration (iii) where the propagated gash is the gash of type 2 with center $x' = x + 1$.

Definition 5.3 (Propagation algorithm). *Define the following algorithm.*

Input: A color map C and a gash g of type $l \in \{1, 2\}$.

- (1) Set $g^{(0)} = g$, $x^{(0)} = x(g)$, $t^{(0)} = t(g)$.
- (2) **WHILE** $g^{(s)}$ is adjacent to (i), (ii), (iii) or (iv): set $g^{(s+1)}$ to be the propagation of $g^{(s)}$ with center $x^{(s+1)}$ and type $t^{(s+1)}$.

Proposition 5.4 (Gash propagation). *Let g be a gash of type 2 on $\partial_2^{(n)}$. The propagation algorithm terminates at a gash g' adjacent to configuration of type (v), (vi) or on $\partial_n^{(1)}$.*

Proof. One checks that propagations of Definition 5.2 do not change the type of the gash except in the case of a configuration (iii) which turns a gash of type 2 into a gash of type 1 and vice-versa. Since the starting gash g has type 2, the gashes have type either 1 or 2 along the propagation. At each step of the gash propagation, one has either $x_0^{(s+1)} < x_0^{(s)}$ or $x_1^{(s+1)} > x_1^{(s)}$ and $t^{(s)} \in \{1, 2\}$ which implies that the while loop terminates on a gash $g^{(\infty)}$ which is adjacent to a configuration (v) or (vi) or necessarily of type 1 on $\partial_n^{(1)}$. \square

In the case where a gash is adjacent to a configuration (v) or (vi), one still wants to replace the original colors by the new ones. To do so, we introduce a local transformation called gash removal in Definition 5.5.

Definition 5.5 (Gash removal in (v) and (vi)). *Let C be a color map and let g be a gash of type 2 with center x adjacent to a configuration (v) or (vi). The removal of g is the new color map C' defined by*

$$\begin{aligned} C'((x, x - \xi^4)) &= 1, C'((x + \xi^4, x)) = 0 \\ C'((x + 1, x)) &= 1, C'((x, x - \xi^2)) = 3 \text{ if } C((x + 1, x)) = m \\ C'((x + 1, x)) &= 3, C'((x, x - \xi^2)) = 0 \text{ if } C((x + 1, x)) = 0 \\ C'(e) &= C(e) \text{ otherwise.} \end{aligned}$$

See Figure 17 for an illustration. Using rotation, one defines the gash removal for type 1 gashes adjacent to a configuration (v) or (vi).

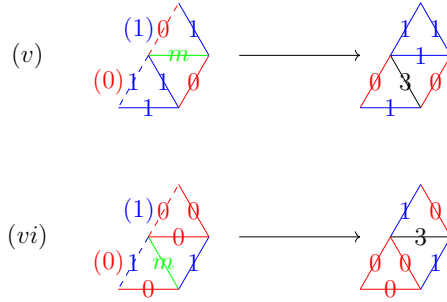


FIGURE 17. Gash removal in configurations (v) and (vi).

5.2. Proof of Theorem 2.5. We are now in position to prove Theorem 2.5 by induction on $G(C, 2)$. The case $G(C, 2) = 0$ has been treated in Section 4.3. Assume that the identities (2.2) and (2.3) hold for color maps C such that $G(C, 2) \leq N$ and consider a color map C such that $G(C, 2) = N + 1$.

Since $G(C, 2) \geq 1$, there exists a pair of edges $(x, x - \xi^4), (x + \xi^4, x) \in (\partial_n^{(2)})^2$ such that $C((x, x - \xi^4)) = 0$, $C((x + \xi^4, x)) = 1$ for some $x \in T_n$. Let g be the gash on $\partial_n^{(2)}$ with center x , original colors as above and new colors given by $C'((x, x - \xi^4)) = 1$, $C'((x + \xi^4, x)) = 0$ as in Definition 5.1. Applying the propagation algorithm of Definition 5.3 and using Proposition 5.4 yields a gash g' adjacent to a configuration (v), (vi) or on $\partial_n^{(1)}$. In the case of configurations (v) or (vi), apply the gash removal of Definition 5.5. In the case where $g' \in \partial_n^{(1)}$, replace the original colors by the new ones so that the 0 and 1 colors are swapped. Call C' the resulting color map. Then,

$$(5.1) \quad G(C', 2) = G(C, 2) - 1 = N$$

$$(5.2) \quad G(C', 0) = G(C, 0)$$

In the case where one used gash removal,

$$(5.3) \quad G(C', 1) = G(C, 1), \quad m(C') = m(C) - 1, \text{ and } s(C') = s(C) + 1.$$

whereas in the case where $g' \in \partial_n^{(1)}$,

$$(5.4) \quad G(C', 1) = G(C, 1) + 1, \quad m(C') = m(C), \text{ and } s(C') = s(C).$$

In both cases, applying the induction hypothesis to C' gives

$$(5.5) \quad m(C') = G(C', 0) + G(C', 1) + G(C', 2) - n_0 n_1$$

$$(5.6) \quad s(C') = 2n_0 n_1 - G(C', 0) - G(C', 1) - G(C', 2)$$

which gives

$$(5.7) \quad m(C) = G(C, 0) + G(C, 1) + G(C, 2) - n_0 n_1$$

$$(5.8) \quad s(C) = 2n_0 n_1 - G(C, 0) - G(C, 1) - G(C, 2)$$

as desired.

We finally state a Corollary of the main result which counts the number of faces having all of their edges of the same color, either 0 or 1.

Corollary 5.6 (Number of triangular pieces). *Let C be a color map. Let $n^{(j)}, n_{(j)}, j \in \{0, 1\}$ denote respectively the number of direct and reverse triangular faces $f \in F_n$ having all their edges of color j . Then,*

$$(5.9) \quad n^{(j)} = \frac{n_j(n_j + 1)}{2} \text{ and } n_{(j)} = \frac{n_j(n_j - 1)}{2}.$$

Proof. One can check that the gash propagation and removal steps preserve the number of faces f having edge colors $(0, 0, 0)$ or $(1, 1, 1)$. It therefore suffices to count them in a reduced color map which gives (5.9). \square

REFERENCES

- [1] A. S. Buch. “Mutations of puzzles and equivariant cohomology of two-step flag varieties”. In: *Ann. Math. (2)* 182.1 (2015), pp. 173–220.
- [2] A. S. Buch. “Quantum cohomology of Grassmannians”. In: *Compos. Math.* 137.2 (2003), pp. 227–235.
- [3] A. S. Buch, A. Kresch, K. Purbhoo, and H. Tamvakis. “The puzzle conjecture for the cohomology of two-step flag manifolds”. In: *J. Algebr. Comb.* 44.4 (2016), pp. 973–1007.
- [4] A. S. Buch, A. Kresch, and H. Tamvakis. “Gromov-Witten invariants on Grassmannians”. In: *J. Am. Math. Soc.* 16.4 (2003), pp. 901–915.
- [5] I. Coskun. “A Littlewood-Richardson rule for two-step flag varieties”. In: *Invent. Math.* 176.2 (2009), pp. 325–395.
- [6] I. Coskun and R. Vakil. “Geometric positivity in the cohomology of homogeneous spaces and generalized Schubert calculus”. In: *Algebraic geometry, Seattle 2005*. Amer. Math. Soc., Providence, RI, 2009, pp. 77–124.
- [7] Q. François and P. Tarrago. *Positive formula for the product of conjugacy classes on the unitary group*. 2024. arXiv: [2405.06723 \[math.RT\]](https://arxiv.org/abs/2405.06723). URL: <https://arxiv.org/abs/2405.06723>.
- [8] I. Gessel and G. Viennot. “Binomial determinants, paths, and hook length formulae”. In: *Adv. Math.* 58 (1985), pp. 300–321.
- [9] A. Knutson. “A conjectural rule for GL_n Schubert calculus”. In: *Unpublished manuscript* (1999).
- [10] A. Knutson and T. Tao. “The honeycomb model of $GL_n(\mathbb{C})$ tensor products. I: Proof of the saturation conjecture”. In: *J. Am. Math. Soc.* 12.4 (1999), pp. 1055–1090.
- [11] A. Knutson, T. Tao, and C. Woodward. “The honeycomb model of $GL_n(\mathbb{C})$ tensor products. II: Puzzles determine facets of the Littlewood-Richardson cone”. In: *J. Am. Math. Soc.* 17.1 (2004), pp. 19–48.
- [12] B. Lindström. “On the vector representations of induced matroids”. In: *Bull. Lond. Math. Soc.* 5 (1973), pp. 85–90.

QUENTIN FRANÇOIS: CEREMADE, CNRS, UNIVERSITÉ PARIS-DAUPHINE, UNIVERSITÉ PSL, 75016 PARIS, FRANCE & DMA, ÉCOLE NORMALE SUPÉRIEURE, UNIVERSITÉ PSL, CNRS, 75005 PARIS, FRANCE.

Email address: quentin.francois@dauphine.psl.eu