



**HAL**  
open science

# Gap in drop collision rate between diffusive and inertial regimes explains the stability of fogs and non-precipitating clouds

Florian Poydenot, Bruno Andreotti

## ► To cite this version:

Florian Poydenot, Bruno Andreotti. Gap in drop collision rate between diffusive and inertial regimes explains the stability of fogs and non-precipitating clouds. *Journal of Fluid Mechanics*, 2024, 987, pp.A37. 10.1017/jfm.2024.413 . hal-04777550

**HAL Id: hal-04777550**

**<https://hal.science/hal-04777550v1>**


Submitted on 12 Nov 2024

**HAL** is a multi-disciplinary open access archive for the deposit and dissemination of scientific research documents, whether they are published or not. The documents may come from teaching and research institutions in France or abroad, or from public or private research centers.

L'archive ouverte pluridisciplinaire **HAL**, est destinée au dépôt et à la diffusion de documents scientifiques de niveau recherche, publiés ou non, émanant des établissements d'enseignement et de recherche français ou étrangers, des laboratoires publics ou privés.



Distributed under a Creative Commons Attribution 4.0 International License



# Gap in drop collision rate between diffusive and inertial regimes explains the stability of fogs and non-precipitating clouds

Florian Poydenot<sup>1</sup> and Bruno Andreotti<sup>1,†</sup>

<sup>1</sup>Laboratoire de Physique de l'Ecole Normale Supérieure (LPENS), CNRS UMR 8023, Ecole Normale Supérieure, Université PSL, Sorbonne Université, and Université de Paris, 75005 Paris, France

(Received 13 December 2022; revised 6 October 2023; accepted 17 April 2024)

Rain drops form in clouds by collision of submillimetric droplets falling under gravity: larger drops fall faster than smaller ones and collect them on their path. The puzzling stability of fogs and non-precipitating warm clouds with respect to this avalanche mechanism has been a longstanding problem. How can droplets of diameter around  $10\ \mu\text{m}$  have a low collision probability, inhibiting the cascade towards larger and larger drops? Here we review the dynamical mechanisms that have been proposed in the literature and quantitatively investigate the frequency of drop collisions induced by Brownian diffusion, electrostatics and gravity, using an open-source Monte Carlo code taking all of them into account. Inertia dominates over aerodynamic forces for large drops, when the Stokes number is larger than 1. Thermal diffusion dominates over aerodynamic forces for small drops, when the Péclet number is smaller than 1. We show that there exists a range of size (typically  $3\text{--}30\ \mu\text{m}$  for water drops in air) where neither inertia nor Brownian diffusion are significant, leading to a gap in the collision rate. The effect is particularly important, due to the lubrication film forming between the drops immediately before collision, and secondarily to the long-range aerodynamic interaction. Two different mechanisms regularise the divergence of the lubrication force at vanishing separation: the transition to a non-continuum regime in the lubrication film, when the separation is comparable to the mean free path of air, and the induction of a flow inside the drops due to shear at their surfaces. In the gap between inertia-dominated and diffusion-dominated regimes, dipole–dipole electrostatic interactions becomes the major effect controlling the efficiency of drop collisions.

**Key words:** breakup/coalescence, lubrication theory

† Email address for correspondence: [andreotti@phys.ens.fr](mailto:andreotti@phys.ens.fr)

## 1. Introduction

### 1.1. *Cloud microphysics and collisional aggregation of droplets*

Collisional aggregation of water droplets is at the core of cloud microphysics (Pruppacher & Klett 2010). Current atmospheric global circulation models, used for climate modelling, are based on phenomenological formulations for the evolution equation of drop populations (Cotton, Bryan & Van den Heever 2011; Hansen *et al.* 2023; Schmidt *et al.* 2023). The drop population is represented by a few moments of its distribution, with empirically determined rate coefficients for each process (Kessler 1969; Morrison *et al.* 2020). The main advantage of this approach is the low computational cost. More sophisticated techniques involve solving the distribution over size bins in an Eulerian description (Khain *et al.* 2000, 2015), or simulating a small number of representative ‘superdroplets’ in a Lagrangian description (Shima *et al.* 2009; Grabowski *et al.* 2019). However, in all cases the aggregation coefficients must still be computed *a priori* to accurately describe the microphysics at play at the population level. Efficiencies reported in the literature are sometimes inconsistent and computed over narrow ranges of sizes so that the crossover regimes between different mechanisms are still poorly resolved (Khain *et al.* 2000).

In warm clouds, i.e. in the absence of ice crystals, drops nucleate on hydrophilic aerosol particles, named cloud condensation nuclei. The scavenging and removal from the atmosphere of micrometric and submicrometric particulate matter by millimetric raindrops has been widely studied since the 1957 work of Greenfield (1957), particularly in the context of atmospheric pollution (Ervens 2015). For particle sizes between 0.1 and 2.5  $\mu\text{m}$ , a range often called the ‘Greenfield gap’, the scavenging of pollutants by raindrops is inefficient and particles can remain suspended in the atmosphere for very long times, from weeks to months (Friedlander 2000). When humid air rises by convection, its relative humidity increases until the lifting condensation level is reached and droplets nucleate. Condensation growth stops when the humidity in the air between droplets approaches saturation, from supersaturated values (Twomey 1959; Ghan *et al.* 2011). The volume fraction of liquid water in clouds is controlled thermodynamically by the liquid–vapour coexistence curve and is typically lower than  $10^{-6}$ . This constrains the trade off between the typical drop size and the number of drops per unit volume: the cloud condensation nuclei density selects a large number of small drops, rather than a small number of large drops (Krueger 2020). The number of drops per unit volume in warm clouds is typically  $\psi \sim 10^8 \text{ m}^{-3}$  so that condensation growth leads to micrometre-scale droplets (Hess, Koepke & Schult 1998). The concentration of raindrops in clouds is typically  $10^{-5}$  smaller than the concentration in micrometre-size droplets. In order to grow from 10  $\mu\text{m}$  (cloud-drop) to 1 mm (raindrop), a drop would have to pump the water content of 300  $\text{cm}^3$  of droplet-free air: this is totally inconsistent with observations, as this volume typically contains 30 000 drops. Rain in warm clouds must therefore form by collision and coalescence of cloud droplets: one million droplets of 10  $\mu\text{m}$  radius are needed to form a millimetre-size raindrop (Beard & Ochs 1993; McFarquhar 2022).

The collisional behaviour of droplets near the size range of 0.3–30  $\mu\text{m}$  is still poorly understood, especially for small drops of commensurable sizes. Notably, the drop size distribution in clouds is observed to broaden over time as droplets grow (Brenquier & Chaumat 2001), which would involve initially the interaction of micrometric droplets of similar sizes. The scientific literature reveals an open problem in understanding the stability of mists and clouds with respect to the aggregation of their liquid water into

drizzle and rain. Why do some warm clouds remain stable for long periods of time while others form precipitation? Why are mists and fogs stable? On the one hand, the growth of droplets to the micrometre scale can be explained by the individual condensation growth of each drop, without any collective effect. On the other hand, the growth of raindrops by accretion of smaller drops during their fall under the effect of gravity explains the precipitation phenomenon. But how to explain that the growth of raindrops by coalescence is inhibited in mists and clouds? How to explain symmetrically that growth occurs over the 3–30  $\mu\text{m}$  gap in precipitating clouds? The aim of this paper is to shed light on this issue using a detailed model of collision frequency which combines all the effects discussed in the literature.

A large part of this paper is devoted to the description and to the analysis of the model, which reviews the dynamical mechanisms that have been previously included in the investigation of drop collision efficiency. The originality of the paper results from the combination of the effects of Brownian diffusion, electrostatics, aerodynamics and inertia, which allows us to compare them and unravel the existence of a range of drop sizes for which electrostatic effects are dominant.

### 1.2. Collisional efficiency

At lowest order, the problem of collisional growth of a drop population can be described only with binary collisions. A collector drop of mass  $m_1$  and radius  $R_1$ , collecting smaller drops inside a homogeneous cloud of droplets of mass  $m_2$ , radius  $R_2$  and number concentration  $n_2$  grows at a rate

$$\frac{dm_1}{dt} = m_2\nu. \quad (1.1)$$

Here  $\nu$  is the collision frequency of drops 1 and 2. In this case,  $\nu \equiv Kn_2$  is proportional to  $n_2$ , as more drops means more collisions. We call  $K$  the collisional kernel between drops of size  $R_1$  and  $R_2$ , and  $K$  generally depends on the sizes of the drops through the particular collision mechanism driving them together. In the case of gravitational collisions, both drops fall at their terminal velocities  $U_1^t$  and  $U_2^t$ . The growth rate of the collector drop 1 is thus

$$\frac{dm_1}{dt} = m_2n_2K \quad \text{with } K = \pi(R_1 + R_2)^2|U_1^t - U_2^t|E. \quad (1.2)$$

Here  $\pi(R_1 + R_2)^2|U_1^t - U_2^t|$  is the volume swept by unit time as the two drops settle and  $E$  is called the collision efficiency. It is the dimensionless collision cross-section induced by aerodynamic interactions: for ballistic collisions,  $E = 1$ . The problem is not a simple two-body problem, but a three-body one: the third body is air. Therefore,  $E$  depends on the drop characteristics, their initial velocities and the flow between the two. Three different methods have been used to measure  $E$  for water drops in air. The first method relies on making a single collector droplet fall in still air into a monodisperse cloud of smaller droplets with dissolved salt inside. The size and salt concentration of collector droplets is measured, which allows a determination of  $E$  knowing the properties of the cloud (Picknett 1960; Woods & Mason 1964; Beard, Ochs & Tung 1979; Beard & Ochs 1983; Ochs & Beard 1984). The main uncertainties come from determining the droplet cloud properties, and ensuring the collector drop actually falls at its terminal velocity (Chowdhury *et al.* 2016). The second method relies on keeping a collector drop afloat in a wind tunnel by dynamically matching the flow speed to its terminal velocity. The collector drop impacts with a number of smaller drops; measuring the collector terminal velocity

allows to determine its mass, therefore its growth rate and the collision efficiency (Gunn & Hitschfeld 1951; Beard & Pruppacher 1971; Levin, Neiburger & Rodriguez 1973; Abbott 1974; Vohl *et al.* 2007). Finally, some authors (Schotland 1957; Telford & Thorndike 1961; Woods & Mason 1965; Beard & Pruppacher 1968; Low & List 1982) make two individual drops fall by in still air and directly measure their trajectories. All these methods are limited by uncertainties around 10 %, and very little data are available about drops smaller than 30  $\mu\text{m}$  colliding with drops of similar sizes.

The efficiency for droplets with significant inertia is well captured by most models, as the collision is controlled by the long-range aerodynamic interaction. However, predicting in the overdamped regime if two colliding drops merge is extremely sensitive to the modelling details, where the efficiency reaches a minimum. For instance, in the Stokes approximation, the interaction between two spheres via the lubrication air film increases as the inverse of the gap  $H$  between them: collisions cannot happen in a finite time. Several mechanisms regularize this singularity. Shear at the drop surface induces a flow inside the drop, which changes the short-range behaviour of the force and allows collisions in a finite time. At separations comparable with the mean free path  $\bar{\ell}$  of the carrying gas, slip flow between the drops due to the rarefaction of air regularises the force, bringing it to a weak logarithmic divergence at contact. Van der Waals forces also help bring the drops together. Small enough droplets diffuse, which can couple to all of these effects. Together, all these mechanisms create a gap in the collision rate of micrometre-scale water droplets where they are all of the same magnitude. This makes the collisional aggregation in this range of drop sizes both difficult to measure experimentally and to model accurately. The model introduced here is both tractable mathematically and exhaustive from the mechanistic point of view to gain an understanding of each microphysical effect on its own.

As we aim here to take into account Brownian diffusion in the same model as gravity, we extend the concept of collisional efficiency in § 5 by adapting the reference collision frequency.

### 1.3. *Dynamical mechanisms*

Various techniques have been used to formulate the aerodynamic interactions. In the Stokes approximation, Stimson & Jeffery (1926) derived using bispherical coordinates an exact solution over the entire flow domain for two solid spheres moving at equal velocities along their line of centre. This solution was extended to the case of different velocities (Maude 1961), a sphere moving towards a plane (Brenner 1961) and two droplets moving along their line of centre (Haber, Hetsroni & Solan 1973). Approximate solutions for more general flow configurations have been investigated using the method of reflections (Hetsroni & Haber 1978; Happel & Brenner 1981) and twin multipole expansions (Jeffrey & Onishi 1984; Jeffrey 1992). These techniques give solutions as series converging rapidly when the drops are far apart, but requiring an increasingly larger number of terms as the gap vanishes. The interaction can thus be decomposed into a long-range part, due to viscous forces between the drops, and a short-range part, due to lubrication squeeze flow at vanishing gaps. Cooley & O'Neill (1969), O'Neill & Majumdar (1970) computed the lubrication force between a sphere and a plane with a matched asymptotic expansion. Davis, Schonberg & Rallison (1989) determined the force due to drop flow using a boundary-integral formulation (Jansons & Lister 1988) in the limit of non-deformable drops. Yiantsios & Davis (1991) studied slightly deformable drops of very different sizes under van der Waals attraction. Deformable drops at finite capillary number were investigated numerically by Zinchenko, Rother & Davis (1997). Dilute gas effects are of

two types. First, when the continuum approximation still holds, gas molecules can bounce along the surface, leading to slip boundary conditions with a slip length close to the mean free path  $\bar{\ell}$ . Slip was first taken into account by Hocking (1973), who showed that it leads to collisions in a finite time between a sphere and a plate. Barnocky & Davis (1988) extended these results to the collisions of two spheres. Ying & Peters (1989) extended the multipole expansion of Jeffrey & Onishi (1984) to the case of diffusive reflective molecular boundary conditions. When the gap is smaller than  $\bar{\ell}$ , the continuum approximation underlying the Navier–Stokes equations itself breaks down, and the full Boltzmann transport equation must be solved. Cercignani & Daneri (1963) and Hickey & Loyalka (1990) solved such free-molecular Poiseuille flow between two parallel planes using a BGK (Bhatnagar, Gross & Krook 1954) approximation of the Boltzmann equation. Sundararajakumar & Koch (1996) extended the formers' solution to the case of two approaching drops. Li Sing How, Koch & Collins (2021) determined a uniform approximation between this solution and the multipole expansion of Jeffrey & Onishi (1984).

The collision efficiency  $E$  is of very practical interest to cloud physics modelling, as it directly determines the collisional growth rate. Langmuir (1948) were the first to compute  $E$ , and showed that clouds above 0°C can produce rain. Pearcey & Hill (1957) computed  $E$  using a linear superposition in the Oseen approximation of the flows created by the two individual drops, and assumed near-contact lubrication was negligible. Various authors (Shafirir & Neiburger 1963; Klett & Davis 1973; Schlamp *et al.* 1976; Pinsky, Khain & Shapiro 2001) improved upon this formulation by using more accurate formulations at finite Reynolds numbers of the flow around a single drop. Hocking (1959) used instead a linear superposition of Stokes solutions, and predicted that there was a critical size below which no collisions would occur. Linear superposition does not naturally verify the right boundary conditions at the drop surfaces. Wang, Ayala & Grabowski (2005) showed that no slip boundary conditions can be verified on angular average around the drop, and pointed out that all superposition methods fail to reproduce the divergent force behaviour at vanishing gaps. To correctly capture this, Rosa *et al.* (2011) proposed decomposing the aerodynamic interaction into a divergent short-range force and a long-range force computed using the superposition method. All the superposition schemes without short-range interactions detect collisions using arbitrary distance thresholds below which contact is said to occur. Davis & Sartor (1967) and Hocking & Jonas (1970) used formulations of the force based on the Stimson & Jeffery (1926) Stokes solution, with an arbitrary cut-off distance; the results for drops below 20  $\mu\text{m}$  were particularly sensitive to the value chosen. Davis (1972) and Jonas (1972) introduced slip flow to the Stimson & Jeffery (1926) solution and removed the need of an arbitrary cut-off. For Stokes flow, Ababaei & Rosa (2023) compared the twin multipole expansion with an analytical solution in bispherical coordinates and the non-continuum lubrication of Reed & Morrison (1974). Rother, Stark & Davis (2022) also made use of bispherical coordinates, considering flow inside the drops, slip as the only non-continuum effect and the effect of van der Waals forces. It must be noted that the drop Reynolds number reaches 1 around a particle radius of 56  $\mu\text{m}$ , making the applicable range of Stokesian aerodynamics very limited in this problem (Guazzelli, Morris & Pic 2012, chap. 8).

The effect of Brownian diffusion on gravitational collisions has been studied through the lens of small particle–droplet interactions. These effects are often taken to be additive (Greenfield 1957; Slinn 1977), yielding approximate collision rates that cannot reflect coupling between these mechanisms. The problem of mass transport to a sphere, thus neglecting particle inertia, has been investigated by solving a diffusion–advection

problem with a given flow around the large drop. Friedlander (1957) and Acrivos & Taylor (1962) computed an approximate solution for Stokes flow. Simons, Williams & Cassell (1986) proposed an analytical collision rate for two droplets, ignoring all aerodynamic interactions. Zinchenko & Davis (1994, 1995) solved a Fokker–Planck equation for the pair distribution function, allowing them to compute the collision rate for non-inertial droplets in Stokes flow, with van der Waals forces. Correctly handling particle inertia can only be done by integrating a Langevin equation for the problem. Tinsley (2010), Tinsley & Leddon (2013), Tinsley & Zhou (2015), Zhang, Tinsley & Zhou (2018), Cherrier *et al.* (2017) and Dépée *et al.* (2019) computed the collision efficiency using Monte Carlo simulations taking into account aerodynamic interactions without short-range lubrication, particle inertia, but also electrostatic forces, thermophoresis and diffusiophoresis. Electrostatic effects due to static fields or droplet charges have been investigated by Sartor (1960, 1967), Hocking & Jonas (1970), Ochs & Czys (1987), Zhang, Basaran & Wham (1995), Grashchenkov & Grigoryev (2011) and Magnusson *et al.* (2022), who showed theoretically and experimentally that it can lead to enhanced collision rates, with unclear consequences on cloud physics. Van der Waals interaction was taken into account by Yiantsios & Davis (1991), Rosa *et al.* (2011), Rother, Zinchenko & Davis (1997) and Rother *et al.* (2022), without considering air inertia and thermal diffusion.

To the best of the authors' knowledge, there are no computations or measurements of the efficiency for two water droplets, in air, considering at once droplet inertia, inertial effects in the gas flow, non-continuum lubrication, flow inside the drops, Brownian motion, van der Waals interactions and induced dipole forces in the presence of a static electric field for drops of all relative sizes over the whole 0.1–100  $\mu\text{m}$  size range most relevant to the rain formation process and the stability of fogs and clouds.

#### 1.4. *Organisation of the paper*

In this article, we compute the collision efficiency of two settling water drops in air. In § 2, we analyse the dimensionless numbers controlling the three regimes (inertial, electrostatic and diffusive) and summarise our findings. We review experimental data available in the literature, compare them with our calculations and highlight the parameter range in which mechanistic knowledge is lacking. Then, we detail the three regimes. We consider the athermal limit of the problem in § 3 and analyse the transition from inertial to electrostatic regimes. We decompose the aerodynamic interaction into two parts: a long-range contribution due to the viscous disturbance flow created by the drops and a short-range contribution due to the squeezing flow pressure between the drops near contact. We combine the results of Davis *et al.* (1989) and Sundararajakumar & Koch (1996) with the well-known lubrication theory into a single analytical, uniformly valid formula. We interpret the results at the light of the different physical mechanisms involved, and explain the behaviour of the collisional efficiency using analytic results for head-on frontal collisions between drops. Van der Waals interactions and induced dipole forces in the presence of a static electric field are added in § 4, where the electrostatic dominated regime is discussed. Finally, the unification of gravitational, electrostatics and Brownian coagulation is considered in § 5. Starting from the collision frequency, we define a combined diffusiogravitational efficiency, to serve as a reference case when computing collision rates with different mechanisms. We compute this new efficiency using Monte Carlo simulations and discuss the additivity of gravitational and Brownian coagulation modes.

## 2. Dynamical regimes

### 2.1. Dimensionless numbers

We consider two liquid drops denoted 1 and 2 falling under gravity in a gas and subject to thermal diffusion. The position of their centre of mass is denoted  $r_i$  and their radii  $R_i$ . The first dimensionless number in the problem is the drop radius ratio

$$\Gamma = \frac{R_1}{R_2} \geq 1. \quad (2.1)$$

The curvature of the gap between the drops depends on the characteristic drop size:

$$a \equiv R_1 R_2 / (R_1 + R_2). \quad (2.2)$$

Here  $a$  varies from  $R_2/2$  when both drops have the same radius and  $R_2$  when  $R_1$  is much larger than  $R_2$ . The gas mean free path  $\bar{\ell}$  plays an important role in the problem, as it controls the transition to the non-continuum Knudsen aerodynamical regime. A second dimensionless number is therefore

$$\mathcal{A} \equiv \frac{a}{\bar{\ell}} = \frac{R_1 R_2}{(R_1 + R_2) \bar{\ell}}. \quad (2.3)$$

Two further parameters compare the viscosity of the liquid  $\eta_\ell$  and that of the gas  $\eta_g$ , and the density of the liquid  $\rho_\ell$  and that of the gas  $\rho_g$ :

$$\mathcal{N} \equiv \frac{\eta_\ell}{\eta_g} \quad \text{and} \quad \mathcal{D} \equiv \frac{\rho_\ell}{\rho_g}. \quad (2.4a,b)$$

We consider water drops in air at 25 °C and 1 atm for which  $\eta_g = 18.5 \times 10^{-6}$  Pa s,  $\eta_\ell = 8.9 \times 10^{-4}$  Pa s,  $\rho_g = 1.2$  kg m<sup>-3</sup>,  $\rho_\ell = 1000$  kg m<sup>-3</sup> and  $\bar{\ell} = 68$  nm (Jennings 1988). The dimensionless numbers are therefore  $\mathcal{N} = 48$  and  $\mathcal{D} = 830$ . The influence of inertia in the drop dynamics is controlled by the dimensionless number

$$\mathcal{G} = \left( \frac{\rho_\ell (\rho_\ell - \rho_g) g}{\eta_g^2} \right)^{1/3} a. \quad (2.5)$$

The ratio  $\mathcal{G}/\mathcal{A}$  does not depend on the drop sizes and is equal to  $2 \times 10^{-2}$  for water drops in air. We introduce the typical radius  $b$  at which  $\mathcal{G}$  is equal to 1:

$$b = \left( \frac{\eta_g^2}{\rho_\ell (\rho_\ell - \rho_g) g} \right)^{1/3}. \quad (2.6)$$

For water drops in air, we get  $b = 3.3$  μm, which is the typical size of drops in clouds and fogs. The thermal noise is controlled by the dimensionless number

$$\mathcal{K} = \frac{3\rho_\ell kT}{4\pi\eta_g^2 \bar{\ell}}. \quad (2.7)$$

At ambient temperature, for water, it is around  $\mathcal{K} = 4.2 \times 10^{-2}$ . The surface tension  $\gamma$  controls both drop deformations and van der Waals interaction. It gives the dimensionless number

$$\mathcal{S} = \frac{\rho_\ell \gamma}{\eta_g^2} a. \quad (2.8)$$

The ratio  $\mathcal{S}/\mathcal{A}$  does not depend on the drop sizes and is equal to  $1.4 \times 10^4$ . Two electrostatic effects are taken into account. Van der Waals interactions are parametrised



by the surface tension  $\gamma$  and by the Hamaker constant  $A$ , which can be rewritten as  $A = 24\pi\gamma\zeta^2$ , where  $\zeta$  is the Israelachvili length. van der Waals interactions are therefore characterised by the dimensionless parameter

$$\mathcal{T} = \frac{\zeta}{\bar{\ell}} = \frac{\sqrt{A/(24\pi\gamma)}}{\bar{\ell}}. \tag{2.9}$$

Here  $\mathcal{T}$  is equal to  $1.21 \times 10^{-3}$  for water. The effect of a static electric field  $E_0$  is also taken into account, which is encoded into the dimensionless parameter:

$$\mathcal{E} = \sqrt{12\pi\rho_\ell} \frac{\varepsilon E_0 \bar{\ell}}{\eta_g}. \tag{2.10}$$

The typical electric field in non-precipitating warm cloud is on the order of  $\mathcal{E} \simeq 3 \times 10^{-4}$ . The electric field for which air electrical breakdown occurs is on the order of  $E_0 = 3 \times 10^6 \text{ V m}^{-1}$ , which gives  $\mathcal{E} \simeq 6$ : the electric field in the atmosphere may vary over 4 orders of magnitude.

### 2.2. Dynamical equations

We consider that both drops are entrained by the same background fluid velocity and denote by  $V_i$  their velocity with respect to this background velocity. The aerodynamic interaction is decomposed into a long-range contribution due to viscous stress, computed using the Oseen approximation, and a short-range contribution due to pressure, computed in the lubrication approximation, as shown in figure 4. We neglect the gradients of velocity at the scale of  $R_1$  and  $R_2$ . We denote by  $H = |r_2 - r_1| - R_1 - R_2$  the distance between drops. We consider the Oseen approximation, valid at Reynolds number  $\mathcal{R}_i \ll 1$ . The equation of motion of drop  $i$  reads

$$\begin{aligned} \frac{4}{3}\pi R_i^3 \rho_\ell \frac{dV_i}{dt} &= \frac{4}{3}\pi R_i^3 (\rho_\ell - \rho_g) \mathbf{g} - 6\pi\eta_g R_i \left(1 + \frac{3}{8}\mathcal{R}_i\right) V_i + F_{ji} - 6\pi\eta_g a^2 \zeta'(H) \dot{H} \mathbf{e}_{ij} \\ &\quad - f_{vdW} \mathbf{e}_{ij} + \mathbf{F}^e + \mathbf{W}_i. \end{aligned} \tag{2.11}$$

The index  $j$  is equal to 2 for  $i = 1$  and to 1 for  $i = 2$ . Inertia in the air flow surrounding the drops is controlled by the Reynolds number of each drop, with  $V_i(t)$  the drop velocity,

$$\mathcal{R}_i = \frac{\rho_g V_i R_i}{\eta_g}. \tag{2.12}$$

Here  $F_{ji}$  is the long-range aerodynamic force exerted by the drop  $j$  on the drop  $i$ ,  $f_{vdW}$  is the van der Waals interaction and  $\mathbf{F}^e$  is the electrostatic force between drops. The correction  $3/8\mathcal{R}_i$  to the drag on each drop arises from the Oseen approximation (Batchelor 2010, p. 244). Consistently, the terminal velocity under gravity, denoted  $U_i^t$ , obeys

$$\left(1 + \frac{3\rho_g R_i U_i^t}{8\eta_g}\right) U_i^t = \frac{2(\rho_\ell - \rho_g)gR_i^2}{9\eta_g}. \tag{2.13}$$

For water drops in air, the associated Reynolds number  $\mathcal{R}_i$  reaches 1 around a radius  $R_i \simeq 56 \text{ }\mu\text{m}$ . The term  $6\pi\eta_g a^2 \zeta'(H) \dot{H} \mathbf{e}_{ij}$  is the generic form of the lubrication force originating from the pressure between the two drops. The function  $\zeta$  is derived in § 3.2.

### Drop collision rate between diffusive and inertial regimes

The dimensionless parameter controlling the relative influence of inertia and viscous damping is the Stokes number, defined here as

$$St \equiv \frac{\rho_\ell a (U_1^t - U_2^t)}{\eta_g}. \quad (2.14)$$

Consider two drops of sizes in the same range, say  $R_1 = 2R_2 = 3a$ . In the viscous aerodynamical regime (Stokes drag), the Stokes number simplifies into  $St = \frac{3}{2}\mathcal{G}^3$ . The dimensionless number  $\mathcal{G}$  can therefore be interpreted as a Stokes number at the terminal velocity, to a power 1/3. Here  $\mathcal{G}$  characterises the influence of inertia for a drop falling around the equilibrium between gravity and viscous friction. The low-Stokes-number regime, where inertia is negligible, is referred to as the overdamped regime. Overdamped dynamics is described by (2.11) without the acceleration term on the left-hand side, i.e. assuming force balance at all times.

In the equations of motion,  $W_i$  is the thermal noise, delta-correlated in time. The noise is normalised using the fluctuation–dissipation theorem described in § 5. When particles are far apart, it leads to a relative diffusion of the two droplets with a diffusion coefficient

$$D = \frac{k_B T}{6\pi\eta_g a}. \quad (2.15)$$

The relative amplitude of aerodynamic effects and thermal diffusion is controlled by the Péclet number, defined as

$$Pe = \frac{(R_1 + R_2)(U_1^t - U_2^t)}{D}. \quad (2.16)$$

The diffusive regime, where Brownian motion dominates, corresponds to the low-Péclet-number asymptotics.

### 2.3. Diffusive, electrostatic and inertial regimes

Figure 1(a) is adapted from the classical textbook of Pruppacher & Klett (2010, chap. 15). It shows the collisional kernel  $K$  between drops of size  $R$  with one drop of size  $1\ \mu\text{m}$ . Multiplied by the number of drops of radius  $R$  per unit volume,  $K$  gives the collision frequency of a  $1\ \mu\text{m}$  drop with drops of size  $R$ . The figure shows a gentle cross-over between Brownian coagulation and gravitational coagulation for drops around  $R \simeq 2\ \mu\text{m}$ . Figure 1(b) presents our results for the same problem. The dot-dashed blue line shows the results obtained when taking into account gravity and aerodynamics only. Below  $R = 10\ \mu\text{m}$ , the kernel is ten times smaller than that in panel (a) but above  $R = 10\ \mu\text{m}$ , it increases much faster. The dashed red line takes into account van der Waals interaction between drops. Finally, the full model, including Brownian motion is shown in solid green line. The diffusive regime, for  $R < 1\ \mu\text{m}$  is similar to that in figure 1(a). However, in between  $R = 1\ \mu\text{m}$  and  $R = 10\ \mu\text{m}$ , the dominant effect turns out to be van der Waals forces.

As mentioned previously,  $K$  must be multiplied by the number density of drops of size  $R$  to obtain the collision frequency with drops of size  $1\ \mu\text{m}$ . As the density of drops generally decays rapidly with  $R$ , figure 1 must be interpreted with caution. The quasi-plateau in the purely diffusive regime corresponds, once weighted by the density, to a decrease of Brownian coagulation rate with  $R$ .

In figure 2, the contributions of the dynamical mechanisms to the collision rate is analysed as a function of the two key dimensionless numbers: the Stokes number and

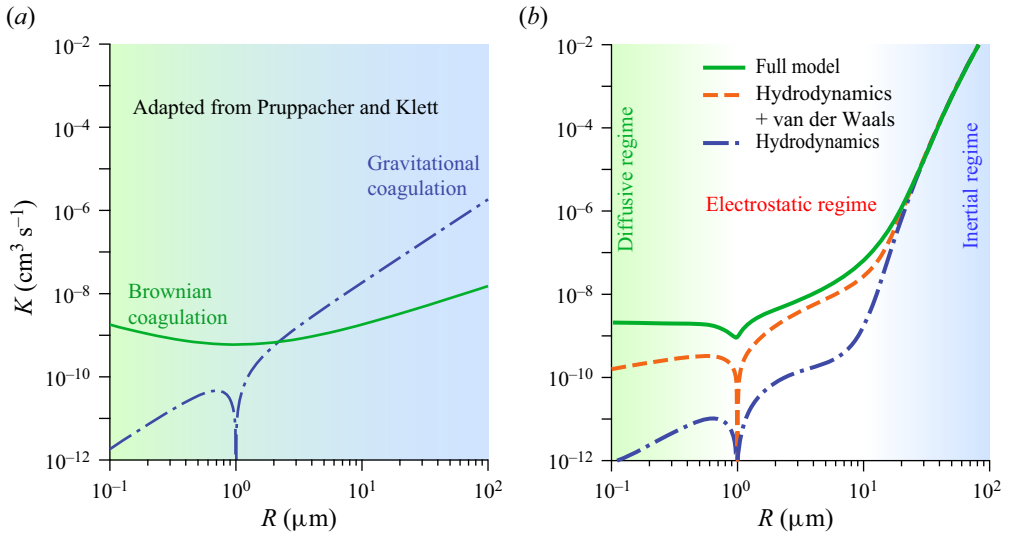


Figure 1. A change of conceptual model. (a) Graph adapted from the textbook of Pruppacher & Klett (2010, chap. 15), showing the current vision in cloud microphysics. Comparison between two collisions modes for a spherical particle of  $1 \mu\text{m}$  interacting with a second particle of radius  $R$ , showing a cross-over between Brownian coagulation (green solid line) and gravitational coagulation (dot-dashed blue line). The calculations are based on Klett (1975) and Hidy (1973). (b) Predictions made here, including gravity, inertia and aerodynamics (dot-dashed blue line), adding van der Waals interactions (dashed red line) and, then, Brownian diffusion (green solid line). A new regime appears between the diffusive regime and the inertial regime, where electrostatic effects become dominant.

the Péclet number. The ratio  $\Gamma$  of the sizes of the large and small drops is kept constant. This measures the relative change of collision rate when one dynamical mechanism is suppressed. The dot-dashed blue line is obtained using overdamped equations (no inertia). It shows that above a Stokes number  $St$  on the order of 10 inertia is dominant. Suppressing it completely changes the collision rate. Similarly, the solid green curve is obtained by suppressing the thermal noise from the equations of motion and shows that below a Péclet number  $Pe$  of unity, Brownian coagulation is dominant. Over three decades in drop size  $a$ , both inertia ( $St < 1$ ) and thermal noise ( $Pe > 1$ ) are inefficient, so that a third mechanism becomes dominant: electrostatic interactions. One observes that removing the van der Waals forces changes the collision rate by 50% (dashed red line). The gap between the diffusive and inertial regimes constitutes the central result of this paper.

#### 2.4. Experimental data

Figure 3 compares the collision efficiencies modelled here with experimental data from the literature. Experimental efficiencies roughly collapse on a master curve when plotted as a function of the Stokes number  $St = \rho_l a(U_1^t - U_2^t)/\eta_g$ . They show a drop in efficiency when inertia becomes comparable to aerodynamic effects, as predicted here and in most numerical works since Langmuir (1948). The efficiency decreases when the smaller drop does not have enough inertia to cross the streamlines around the larger drop. Efficiencies for  $\Gamma$  close to 1 are less reliable and do not follow this trend, as the small velocity difference means that the drops interact for very long times that may not be reached experimentally. The most accurate experiment is that by Vohl *et al.* (2007), who used a single collector drop in a controlled airflow at its terminal velocity. The inset of figure 3

## Drop collision rate between diffusive and inertial regimes

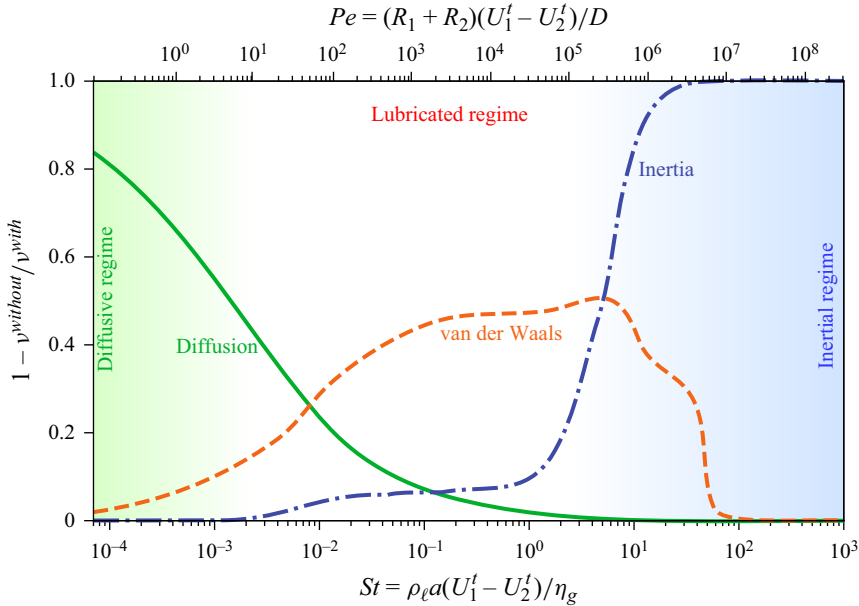


Figure 2. Effect of the various dynamical mechanisms on the collision rate for  $\Gamma = R_1/R_2 = 5$ . Solid green line: difference in the collision rate with and without thermal diffusion, compared with the collision rate with diffusion, as a function of the Péclet number (top axis). Dash-dotted blue line: difference in the collision rate with and without inertia, compared with the collision rate with inertia, as a function of the Stokes number (bottom axis). Inertia dominates at  $St > 1$  whereas thermal diffusion dominates at  $Pe < 1$ , leaving 3 decades in  $St$  where neither inertia nor thermal diffusion are relevant. Dashed orange line: difference in the collision rate with and without van der Waals interactions, compared with the collision rate with van der Waals interactions. Lubrication is the dominant effect to reduce the collision rate between the diffusive and inertial regimes. van der Waals interactions limits this gap, but only accounts for a fraction of it.

shows the Stokes number for which  $E = 0.2$  (red dotted line) as a function of  $\Gamma$ . These measurements overlap with our computations for  $\Gamma < 10$ . For larger size ratios, the experimental data rather follows the critical Stokes number for head-on collisions given by (3.24). Unfortunately, efficiencies around the minimum for  $St = 1$  (i.e.  $6 \mu\text{m}$ ) have never been measured experimentally, nor below this cross-over value. This presents its own experimental challenges, as the critical impact parameter near the minimum is at nanometre scale. Further experimental work is needed to understand the fine details of the collision in the parameter range for which the collision frequency drops, the regime most relevant to cloud microphysics (Beard & Ochs 1993).

### 3. Inertial regime

We first revisit the inertial regime, neglecting both electrostatic interactions and Brownian motion. This section is therefore devoted to aerodynamical effects and drop inertia.

#### 3.1. Long-range aerodynamic interactions

In first approximation,  $F_{ji}$  can be deduced from the effective velocity induced by the drop  $j$  at the location of the drop  $i$  considered. The drag force can be linearised with respect to the velocity difference between the drop and the gas. Denoting by  $\mathbf{u}(\mathbf{r})$  the velocity field induced by the drop  $j$  and taking into account the Faxén correction to the drag force

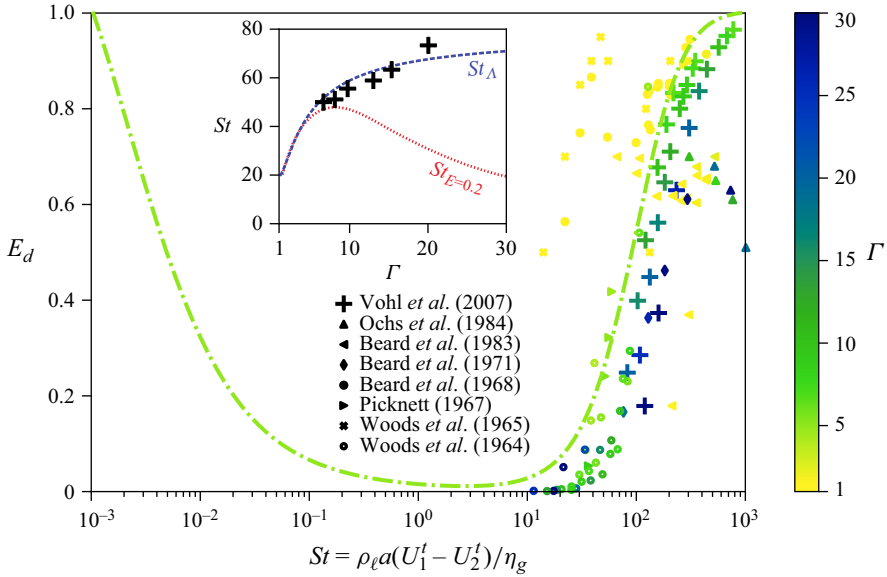


Figure 3. Experimental dataset of the collision efficiency corrected for diffusion  $E_d$  as a function of the Stokes number  $St = \rho_\ell a(U_1^t - U_2^t)/\eta_g$ . Colour indicates radius ratio  $\Gamma = R_1/R_2$ . The dash-dotted green line is the computed curve in the absence of an electric field for  $\Gamma = 5$ . Inset: transitional Stokes number as a function of the radius ratio  $\Gamma$ . Dashed blue line: critical Stokes number  $St_\Lambda$  for head-on collisions given by (3.24), with  $\Lambda = 4.7$ . Dotted red line: Stokes number for the full model at which the efficiency reaches  $E = 0.2$  in the inertial regime. Crosses: Stokes number for which  $E = 0.2$  obtained from fitting  $\Gamma$ -aggregated data from Vohl *et al.* (2007) to the full model presented here. Agreement is good for  $\Gamma < 10$  but degrades at larger size ratios. The simple head-on collision model (3.24) captures well the observed trend in the experimental data.

(Guazzelli *et al.* 2012), we get

$$F_{ji} = 6\pi\eta_g R_i \left(1 + \frac{3}{4}\mathcal{R}_i\right) \left(\mathbf{u} + \frac{1}{6}R_i^2 \nabla^2 \mathbf{u}\right)_{r_i}. \tag{3.1}$$

The Oseen solution is obtained by linearising the equations around the mean flow. The polar coordinate system is centred on the drop  $j$  inducing the field. Here  $\theta = 0$  is the direction of the velocity vector  $V_j$ . The radial velocity  $u_r$  and the tangential velocity  $u_\theta$  are given by

$$u_r = \frac{1}{r^2} \frac{\partial \Psi}{\sin \theta} \frac{\partial \Psi}{\partial \theta} \quad \text{and} \quad u_\theta = -\frac{1}{r \sin \theta} \frac{\partial \Psi}{\partial r}, \tag{3.2a,b}$$

where the stream function reads (Lamb 1911)

$$\Psi = -V_j R_j^2 \sin^2 \theta \frac{R_j}{4r} + \frac{3V_j R_j^2}{2\mathcal{R}_j} (1 - \cos \theta)(1 - \phi_j),$$

$$\text{with } \phi_j \equiv \exp\left(-\frac{r\mathcal{R}_j}{2R_j}(1 + \cos \theta)\right). \tag{3.3}$$

The velocity field reads

$$\frac{u_r}{V_j} = -\frac{R_j^3 \cos \theta}{2r^3} + \frac{3R_j^2}{2r^2 \mathcal{R}_j} (1 - \phi_j) - \frac{3R_j(1 - \cos \theta)}{4r} \phi_j, \quad (3.4)$$

$$\frac{u_\theta}{V_j} = -\frac{R_j^3 \sin \theta}{4r^3} - \frac{3R_j \sin \theta}{4r} \phi_j. \quad (3.5)$$

The solution presents an intermediate asymptotics which coincides with the Stokes solution, the velocity field decaying as  $r^{-1}$ . However, at distances much larger than  $R_j/\mathcal{R}_j$ , the solution decays much faster, as  $r^{-2}$ . The Faxén correction requires the evaluation of the Laplacian:

$$\nabla^2 \mathbf{u}|_r = -\frac{3(2R_j + r\mathcal{R}_j)(r\mathcal{R}_j \sin^2 \theta + 4R_j \cos \theta)}{8R_j r^3} \phi_j, \quad (3.6)$$

$$\nabla^2 \mathbf{u}|_\theta = -\frac{3 \sin \theta (4R_j^2 + r\mathcal{R}_j(2R_j + r\mathcal{R}_j)(1 + \cos \theta))}{8R_j r^3} \phi_j. \quad (3.7)$$

### 3.2. Lubrication force

For rigid spheres, the gap  $h(r)$  between the drops can be locally expanded as

$$h(r) = H + R_1 + R_2 - \sqrt{R_1^2 - r^2} - \sqrt{R_2^2 - r^2} \simeq H + \frac{r^2}{2a} \quad (3.8)$$

as shown in figure 4(b). In order to regularise the lubrication force, we first introduce the slip length, which is approximately equal to the mean free path  $\bar{\ell}$  in a gas. Slip at the interface is taken into account using the Navier slip boundary conditions  $u_r = \bar{\ell} du_r/dz$  at  $z = 0$  and  $u_r = -\bar{\ell} du_r/dz$  at  $z = h$ . Using cylindrical coordinates, the velocity profile, in the lubrication approximation, reads

$$u_r = \frac{1}{2\tilde{\eta}_g} \partial_r P (z^2 - (z + \bar{\ell})h), \quad (3.9)$$

where  $\tilde{\eta}_g$  is an effective viscosity which is equal to the viscosity  $\eta_g$  at large  $H/\bar{\ell}$ , but which gets smaller in the Knudsen regime  $H/\bar{\ell} < 1$  (figure 4c). Following Sundararajakumar & Koch (1996), a good approximate expression of  $\tilde{\eta}_g$  is

$$\tilde{\eta}_g = \frac{\eta_g}{1 - \frac{2}{\pi} \ln \left( \frac{3H}{3H + \bar{\ell}} \right)} \simeq \frac{\eta_g}{\nu}, \quad \text{with } \nu = 1 + \frac{2}{\pi} \ln \left( 1 + \frac{\bar{\ell}}{3H} \right). \quad (3.10)$$

The continuity equation integrates into  $\int_0^h u_r dz = -r\dot{H}/2$ . Integrating a second time, one obtains the pressure field, which reads

$$P = 3\eta_g a \zeta''(h) \dot{H}, \quad \text{with } \zeta''(h) = -\frac{1}{3\nu\bar{\ell}} \left( \frac{1}{h} + \frac{1}{6\bar{\ell}} \log \left( \frac{h}{6\bar{\ell} + h} \right) \right). \quad (3.11)$$

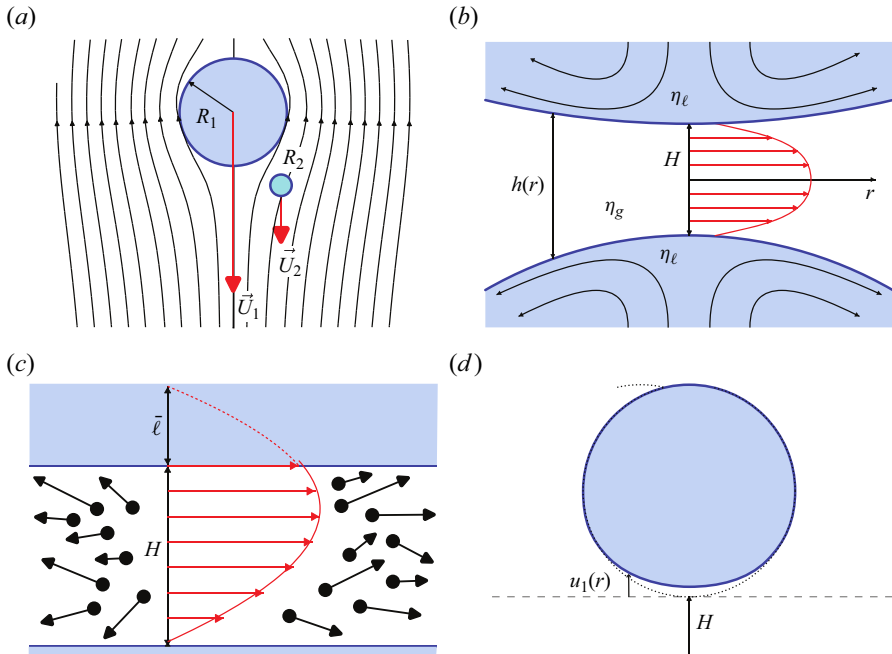


Figure 4. Hydrodynamic mechanisms involved in drop collisions. (a) Long-range aerodynamic interaction. (b) Lubrication in the air film near contact. The shear of the squeezing air flow creates a flow inside the drops. (c) When the gap is comparable to the mean free path  $\bar{\ell}$ , rarefaction of the air between the drops leads to partial slip boundary conditions and a lower effective viscosity. (d) The pressure inside the lubrication air film induces a capillary flattening of the interface.

The lubrication force is obtained by integrating the pressure over the surface:

$$F \simeq \int_0^\infty 2\pi r P(r) dr = -6\pi\eta_g a^2 \zeta'(H) \dot{H},$$

$$\text{with } \zeta'(H) = \frac{1}{3\nu\bar{\ell}} \left[ \left(1 + \frac{H}{6\bar{\ell}}\right) \log \left(1 + \frac{6\bar{\ell}}{H}\right) - 1 \right]. \quad (3.12)$$

A second dynamical mechanism can lead to a regularisation of the lubrication force: the induction of a motion inside the liquid (figure 4b). Davis *et al.* (1989) have solved this problem for non-deformable drops, as a function of the fluid to gas viscosity ratio  $\mathcal{N}$ . The integration of the equations giving the pressure profile and the force, taking both the flow inside the drop and the mean free path into account can only be performed numerically. Here, we make use of exact asymptotic results to derive an approximate analytical formula.

Let us consider both entrainment of the liquid inside the drop, characterised by an interfacial velocity  $u_t$  and a Poiseuille contribution:

$$u_r = u_t + \frac{1}{2\tilde{\eta}_g} \partial_r P (z^2 - (z + \bar{\ell})h). \quad (3.13)$$

In the mass conservation equation, the flux now reads

$$\int_0^h u_r dz = -\frac{r}{2} \dot{H} = u_t h - \frac{\nu}{12\eta_g} h^2 (h + 6\bar{\ell}) \partial_r P. \quad (3.14)$$

### Drop collision rate between diffusive and inertial regimes

Using the Green function formalism, the tangential stress  $\sigma_t$  can be related to the tangential velocity  $u_t$  by a non-local relationship. Dimensionally, one obtains the scaling law:

$$\sigma_t = \frac{h}{2} \partial_r P \sim \mathcal{N} \eta_g \frac{u_t}{\sqrt{ah}}. \quad (3.15)$$

Considering this scaling law as a local relationship, the flow inside the drop would lead to a term  $\sim \sqrt{ah}/\mathcal{N}$  added to  $h + 6\bar{\ell}$  in (3.14). There are therefore two possible regularisation processes. Slip occurs in the Knudsen regime, below a gap  $h \sim \bar{\ell}$ . The cross-over between a dissipation taking place in the lubrication gaseous film and in the drop takes place at  $h \sim a/\mathcal{N}^2$ .

We therefore propose to modify the function  $\zeta'(H)$  giving the force  $F$  into

$$\zeta'(H) = \frac{1}{3\nu\bar{\ell}} \left[ \left( 1 + \frac{H + s\sqrt{aH}/\mathcal{N}}{6\bar{\ell}} \right) \log \left( 1 + \frac{6\bar{\ell}}{H + s\sqrt{aH}/\mathcal{N}} \right) - 1 \right], \quad (3.16)$$

where  $s$  is a constant. When  $\mathcal{N}$  goes to infinity, one recovers equation (3.12). Letting  $a$  go to infinity, one gets the intermediate asymptotics associated with a drop dominated dissipation:  $\zeta'(H) = \mathcal{N}/s\sqrt{aH}$ . Identifying with the result obtained by Davis *et al.* (1989) in this limit, we find  $s = 1.143 \dots \simeq 8/7$ .

### 3.3. Capillary-limited drop deformation

The deformability of the drop is controlled by the liquid–vapour surface tension  $\gamma$ . The thermal waves have a negligible amplitude  $\sim \sqrt{k_B T/\gamma} \simeq 0.2$  nm so that the relevant deformations can be predicted using aerodynamics. The drop  $j$  flattens over an extension  $\delta = \sqrt{2\tilde{a}h}$  which modifies the curvature  $a^{-1}$  into  $\tilde{a}^{-1}$  and the gap between drops  $H$  into  $\tilde{H}$ . We denote by  $u_j(r)$  the disturbance to the interfacial profile of drop  $j$ . The volume  $\sim \delta^2 u_j$  is assumed small enough not to change the outer radius  $R_j$  through the conservation of volume: the inside pressure for drop  $j$  remains  $2\gamma/R_j$ . The gap  $h(r)$  is therefore given by (figure 4d)

$$h(r) \simeq H + u_1(r) + u_2(r) \simeq \tilde{H} + \frac{r^2}{2\tilde{a}}, \quad \text{with } \tilde{H} = H + u_1(0) + u_2(0). \quad (3.17)$$

The pressure inside the lubrication film reads  $3\eta_g \tilde{a} \zeta''(h) \dot{H}$ . Inside the drop  $j$ , the pressure gradient balances the inertial term associated with the acceleration of the drop. The reference pressure is controlled by the Laplace pressure for the spherical drop,  $2\gamma/R_j$ . The Laplace equation evaluated at  $r = 0$  gives the modified curvature:

$$\frac{1}{\tilde{a}} = \frac{1}{a} - 3\tilde{a} \zeta''(\tilde{H}) \frac{\eta_g \dot{H}}{\gamma}. \quad (3.18)$$

It involves the capillary number  $Ca = \eta_g \dot{H}/\gamma$ . Integrating once the Laplace equation, one obtains

$$r \left( 1 - \frac{r^2}{R_j^2} \right)^{1/2} \gamma \frac{du_j}{dr} \simeq 3\tilde{a}^2 \eta_g \dot{H} \left( \zeta'(\tilde{H}) \left( 1 - \frac{r^2}{R_j^2} \right)^{3/2} - \zeta'(h) \right). \quad (3.19)$$

To obtain  $u_j(0)$ , one needs to integrate once more this equation, assuming that  $u_j$  vanishes far from the contact zone. The term  $\zeta'(h)$  leads to a logarithmic term of the form



$\zeta'(H) \ln(r)$ , which balances the divergence of the first term. In the outer asymptotic  $\zeta'(h) \sim 1/h$ , the integration can be performed explicitly, leading to  $\zeta'(\tilde{H}) \ln(r/\sqrt{2\tilde{a}h})$ . Using this approximation, one obtains

$$\tilde{H} \simeq H - 3 \left( \ln \left( \frac{R_1 R_2}{2\tilde{a}\tilde{H}} \right) - 1 \right) \tilde{a}^2 \frac{\eta_g}{\gamma} \zeta'(\tilde{H}) \dot{H}. \quad (3.20)$$

Equation (3.20) is an implicit equation for  $\tilde{H}$ . It must be solved alongside (2.11) in which  $H$  is replaced by  $\tilde{H}$ , yielding at the same time a modified drop separation and a small drop deformation given by (3.17).

### 3.4. Influence of the different forces

The equations of motion governing the relative position of the two drops are integrated numerically using a Runge–Kutta scheme of order 4, with an adaptive time step. The equations are made dimensionless using  $a = 1$ ,  $\eta_g = 1$  and  $\rho_\ell = 1$ . The drops are initially at their terminal velocity, at a distance large enough to obtain results insensitive to this initial condition. In the overdamped limit, we explicitly set  $d\mathbf{V}_i/dt = \mathbf{0}$  in the governing equation (2.11) and integrate the resulting first-order coupled differential equations using also a Runge–Kutta scheme of order 4. Over the range of parameters where the inertial and overdamped equations can both be integrated accurately, their results are identical when the drops are small enough.

To investigate the effect of the different forces, we first consider head-on collisions. Figure 5(a) shows trajectories in the phase space  $(H, \dot{H})$ . The solid green line shows the reference case, where all aerodynamic forces are neglected; the relative velocity then remains equal to  $U_1^t - U_2^t$ . The dotted blue line shows the result of a calculation ignoring the regularisation of the lubrication force by the mean free path. Conditions are chosen to highlight the existence of a size  $a$  for which the two drops collide ( $H = 0$ ) at vanishing velocity ( $\dot{H} = 0$ ). When the lubrication force is removed altogether (dashed orange line), one can observe the effect of long-range aerodynamic interaction at large distances, which tends to lower the impact velocity. Lubrication forces are dominant at short separations as compared with  $a$  and greatly lower the impact velocity in the absence of Knudsen effects (dot-dashed blue line). When introducing a finite mean free path  $\bar{\ell}$  (solid black line), the lubrication force is more efficiently regularised at  $H < \bar{\ell}$ , leading to a larger impact velocity. Adding capillary deformations of the drops (dotted red line) only has a very small effect on the results in this regime.

Figure 5(b) shows the (normal) velocity at the time of impact as a function of the inertial parameter  $\mathcal{G}$ . The impact velocity is always non-zero except when the flow inside both drops is taken into account, but not the finite mean free path  $\bar{\ell}$  (dotted blue line). In this case ( $\bar{\ell} = 0$ ), the impact velocity vanishes at a critical value of  $\mathcal{G}$  below which there is no collision. This critical point is further discussed further in the following. When  $\bar{\ell}$  is taken into account, one observes two regimes: at  $\mathcal{G} > 1$ , the effect of  $\bar{\ell}$  is small and the curve (black line) remains close to the curve presenting a critical point ( $\bar{\ell} = 0$ ). The effect of capillarity is large for big drops and tends to reduce the impact velocity. It becomes negligible at small  $\mathcal{G}$ , both because the impact velocity is small and because the drops are less deformable.

## Drop collision rate between diffusive and inertial regimes

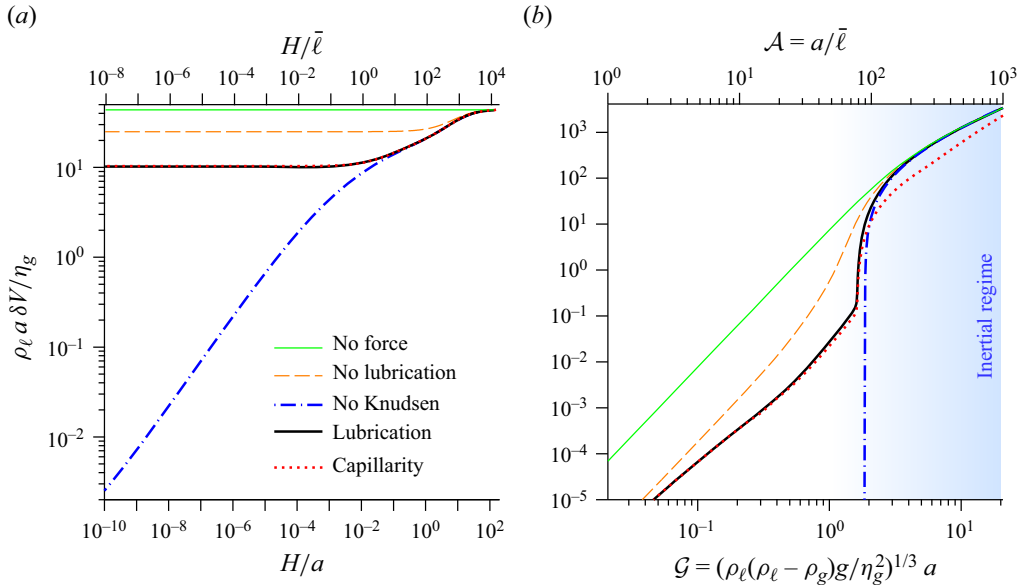


Figure 5. Effect of the different forces on head-on collisions. (a) Example of trajectory in the phase space  $\delta V = -\dot{H}$  vs  $H$ , illustrating the role of the different forces. The size ratio is  $\Gamma = R_1/R_2 = 5$ . We chose  $a \simeq 89.5\bar{\ell}$  in the critical condition for the integration performed with the regularisation by the mean free path  $\bar{\ell}$ . (b) Normal impact velocity  $\delta V = -\dot{H}$  as a function of the rescaled size  $\mathcal{G}$  for  $\Gamma = 5$ .

### 3.5. Collision efficiency

When the drops are far from each others, they follow a linear trajectory. We define the impact parameter  $\delta$  as the horizontal distance between these vertical lines. Figure 6(b) shows the normal and tangential velocity as a function of the gap  $H/a$  for particular values of  $\mathcal{A}$  and  $\Gamma$ , at the critical impact parameter  $\delta_c$ . As  $\delta$  goes to 0, one recovers a head-on collision, for which the drops travel in straight lines with a non-zero normal velocity at impact. As  $\delta$  increases, the normal velocity decreases and crosses 0 at this critical impact parameter  $\delta_c$ . Figure 6(c) shows a critical trajectory, defined by  $\delta = \delta_c$ , in the frame of reference of the large drop. By definition, the trajectory is tangent at the collision point ( $\dot{H} = 0$  when  $H = 0$ ). Comparing this critical trajectory to the ballistic trajectory (figure 6c) allows one to define the collision efficiency as

$$E = \frac{\delta_c^2}{(R_1 + R_2)^2}. \quad (3.21)$$

Spherical hard particles which do not interact in their trajectory have an efficiency  $E = 1$ , by definition. In practice, the limit trajectory is found numerically by bracketing over  $\delta_c$  until  $\dot{H}$  vanishes. The initial distance between the drops is chosen large enough to ensure that the results become independent of the choice made; in practice, the required initial distance is around  $10^2 R_1$ .

Figure 7 shows the collision efficiency  $E$  as a function of the rescaled drop size  $\mathcal{A}$ , for  $\Gamma = 5$ . In all cases, the ballistic limit  $E = 1$  is recovered for purely inertial drops ( $\mathcal{G} \gg 1$ ). Ignoring Knudsen effects but taking into account lubrication regularised by flow inside the drops ( $\bar{\ell} = 0$ ; dash-dotted blue curve),  $E$  vanishes below a critical value of  $\mathcal{G}$ . At this rescaled scale  $a$ , the critical impact parameter  $\delta_c$  vanishes, which corresponds to the critical head-on collision shown in figure 5. The curve provides a good approximation of

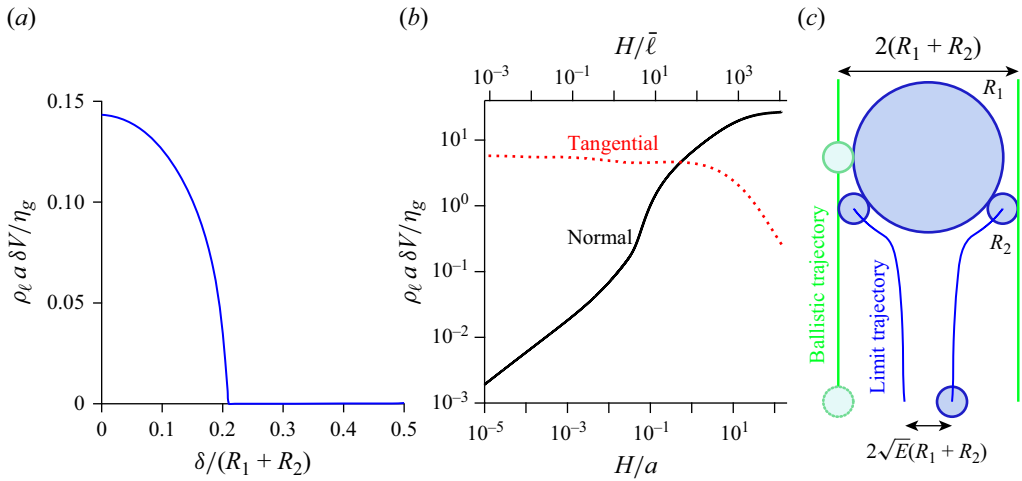


Figure 6. (a) Normal impact velocity  $\delta V = -\dot{H}$  as a function of the impact parameter  $\delta$ , for  $\Gamma = 5$  and  $\mathcal{A} = 75$ . (b) Evolution of normal (black solid line) and tangential (red dotted line) velocities as a function of the gap  $H$ , for the critical value of  $\delta$ . Here  $\Gamma = 5$  and  $\mathcal{A} = 75$ . (c) The collision efficiency  $E$  is the ratio between the geometric collision cross-section and the aerodynamic cross-section. Blue: trajectory for the critical impact parameter  $\delta_c = \sqrt{E}(R_1 + R_2)$ , below which the drops always collide and above which they never do.

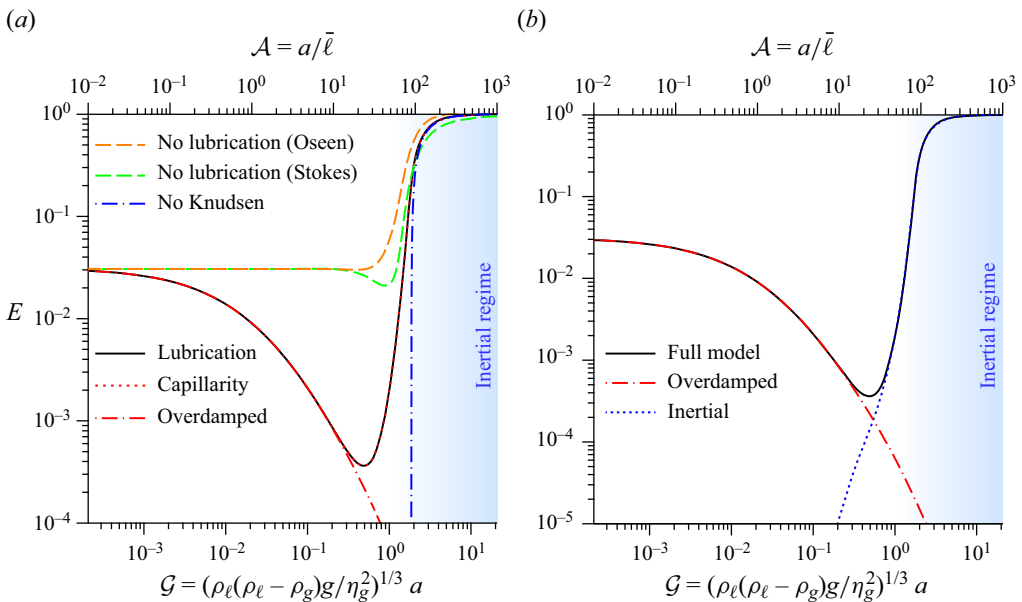


Figure 7. (a) Collision efficiency for  $\Gamma = 5$  as a function of the dimensionless effective radius  $a/\bar{\ell}$  taking into account different mechanisms. Red dotted line: full solution: inertial dynamics, long-range Oseen interaction, lubrication with drop shear flow, Knudsen effects and capillarity. Dot-dashed: overdamped dynamics. Orange dashed: long-range Stokes interaction, no lubrication. Green dashed: long-range Oseen interaction, no lubrication. Blue dot-dashed: full solution at vanishing mean free path. (b) Decomposition of the collision efficiency (black curve) as the sum of the efficiency computed in the overdamped limit (red dot-dashed curve) plus a remainder, reflecting the inertial limit (blue curve).

the full model (solid black line and dotted red line) above  $E \simeq 0.5$  and therefore captures the cross-over value of  $\mathcal{G}$  below which the efficiency  $E$  drops. The efficiency obtained without any lubrication force is plotted in dotted green line for Stokes long-range flow and in dashed orange line for Oseen long-range flow (figure 7a). Both approximations overestimate the efficiency at  $\mathcal{G} < 1$  and present a cross-over towards  $E = 1$  at large  $\mathcal{G}$ . Oseen flow reduces to Stokes flow above the small drop 2 (downstream of it). On the opposite, below the large drop, labelled 1, the flow velocity decays faster (as  $r^{-2}$ ) for the Oseen approximation than for the Stokes approximation (as  $r^{-1}$ ). As a consequence, the large drop 1 repels less the small drop 2 using the Oseen approximation so that the efficiency is higher. At small rescaled size  $\mathcal{G}$ , inertia becomes negligible, as confirmed by the overdamped curve (dash-dotted red curve). As the efficiency decreases with  $\mathcal{G}$ , the efficiency presents a minimum in the cross-over towards the inertial regime. This suggests decomposing  $E$  as the sum of two contributions, as shown in figure 7(b): an overdamped part, which can be accurately computed at vanishing inertia; and an inertial part, defined as the difference to the full calculation. Capillarity deformation of the drops turns out to be negligible in the whole range of parameters. This is due to the fact that, by construction, the efficiency curves are determined from very particular trajectories which have a vanishing normal velocity when colliding.

In order to understand the origin and the value of the minimum collisional efficiency, we make use of the decomposition of  $E$  into the sum of an overdamped (figure 8a) and an inertial (figure 8b) contribution to the efficiency. In the limit  $\Gamma \gg 1$ , the smallest drop follows the streamlines around the large drop moving at its terminal velocity. The stream function  $\psi(r, \theta) \simeq -U_1^t r^2 \sin^2(\theta)(1/2 - 3R_1/4r + R_1^3/4r^3)$  is therefore approximately constant all along the trajectory, if it is small enough to be in the overdamped regime. Initially the drops are at large distance  $r$  such that  $r \sin(\theta) \sim \delta$  so that  $\psi = -U_1^t \delta^2/2$ . The collision happens at angle  $\pi/2$  at distance  $r = R_1 + R_2$ . Equating these two values of  $\psi$  gives  $E = \frac{3}{2}\Gamma^{-2}$  at asymptotically large  $\Gamma$ . In figure 8(a), the product  $\Gamma^2 E$  is therefore plotted as a function of  $\mathcal{A}$  for different  $\Gamma$ . At large  $\Gamma$ , the curves collapse on a single master curve which tends to 1 (and not 3/2) in the limit of vanishing  $\mathcal{A}$ . The lubrication force acts only very close to contact so that the smaller drop eventually leaves its initial streamline. This leads to the smaller prefactor observed, with a scaling still controlled by the long-range forces.

The inertial contribution to the efficiency  $E$  is shown in figure 8(b). For asymptotically large  $\Gamma$ , the drop labelled 1 is much bigger than the second drop. A change of efficiency is expected at a change of aerodynamical regime of the large drop. As  $R_1 = a(1 + \Gamma)$ , one expects that the efficiency is asymptotically controlled by the combination of parameters  $\mathcal{G}(1 + \Gamma)$ . Although far to be a perfect collapse, one observes in figure 8(b) much smaller variations of the inertial contribution to the efficiency, when plotted vs  $\mathcal{G}(1 + \Gamma)$ . This inertial contribution presents similarities with the efficiency obtained in the limit  $\ell \rightarrow 0$ , which vanishes below a threshold. It is therefore interesting to investigate the origin of this threshold. Figure 9(a) presents initial (dotted lines) and collisional velocities (solid lines) for head-on collisions for different  $\Gamma$ . The impact velocity, above the threshold, remains close to the velocity difference  $U_1^t - U_2^t$ . The lubrication term controls the dynamics of drops immediately before collision. Let us consider the head-on collision of two drops of mass  $m_1$  and  $m_2$  and let us neglect gravity and the long-range aerodynamic force. There is no inertia in the gas so that the force on the drops obeys the reciprocal action principle. As a consequence, the two-body problem reduces to a single-body problem with an effective mass  $m_1 m_2 / (m_1 + m_2) = \frac{4}{3} \pi \rho_\ell \mu a^3$  (with  $\mu = (R_1 + R_2)^3 / (R_1^3 + R_2^3)$ ) with the full force.

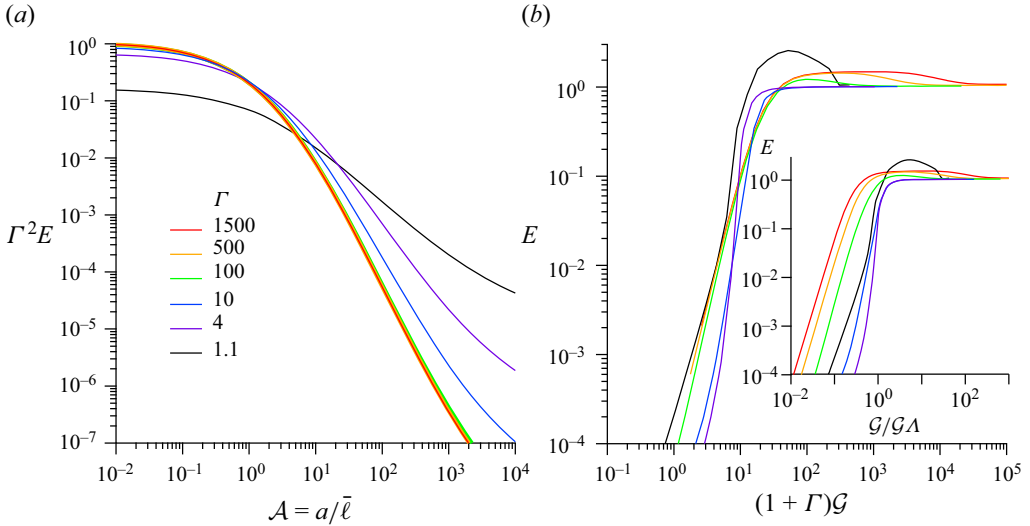


Figure 8. Decomposition of the collision efficiency  $E$ . (a) Overdamped contribution:  $\Gamma^2 E$  as a function of  $A$ , for six values of  $\Gamma$ : 1.1, 4, 10, 100, 500 and 1500. At asymptotically large  $\Gamma$ , the curves tend to a master curve. (b) Inertial contribution, defined as the difference between the efficiency and its overdamped contribution.

The dynamical equation reads

$$\frac{4}{3} \pi \rho_\ell \mu a^3 \ddot{H} = -6 \pi \eta_g a^2 \zeta'(H) \dot{H}. \tag{3.22}$$

This equation integrates into

$$\frac{\rho_\ell a \Delta \dot{H}}{\eta_g} = -\frac{9}{2\mu} \Delta \zeta(H), \tag{3.23}$$

where  $\Delta$  denotes the variation between the initial and final states considered, and  $\zeta(H)$  is the antiderivative of  $\zeta'(H)$ .

As a consequence, the lubrication film prevents the collision of drops with an insufficient initial velocity difference. The precise criterion in the absence of long-range forces is a threshold Stokes number

$$St_\Lambda \equiv \frac{\rho_\ell a (U_1^i - U_2^i)}{\eta_g} = \frac{9}{2\mu} \Lambda, \tag{3.24}$$

where  $\Lambda = \int \zeta'(H) dH$  is a logarithmic factor originating from the fact that, at large  $H$ ,  $\zeta'(H) \sim H^{-1}$ . Here  $\Lambda$  depends on the dynamical mechanism regularising the lubrication pressure. Figure 9(a) shows in dotted lines the impact velocity obtained by subtracting equation (3.24) from the impact velocity computed only with long-range interactions, in the absence of lubrication forces. The good agreement with the full calculation, with long-range forces, using a constant  $\Lambda = 4.7$  shows that there is scale separation between the near-contact lubrication and the long-range interactions.

In the viscous drag regime in which (2.13) reduces to  $U_i^t = 2(\rho_\ell - \rho_g)gR_i^2/9\eta_g$ , the threshold given by (3.24) can be expressed as  $\mathcal{G} = \mathcal{G}_\Lambda$ , with

$$\mathcal{G}_\Lambda = \left( \frac{81}{4} \Lambda \frac{\Gamma^2(1 + (\Gamma - 1)\Gamma)}{(\Gamma - 1)(1 + \Gamma)^5} \right)^{1/3}. \tag{3.25}$$

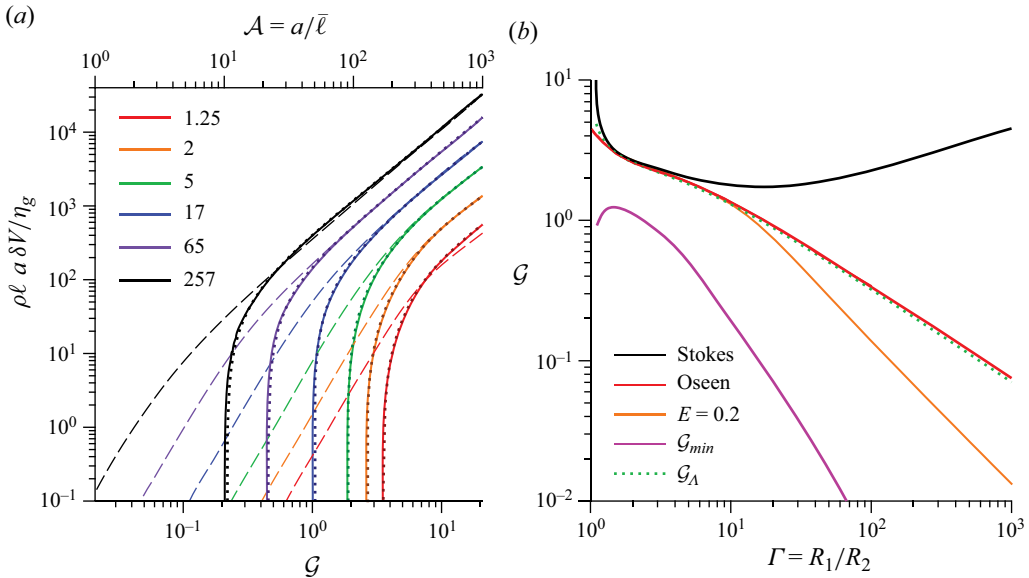


Figure 9. Head-on collisions and non-continuum effects. (a) Normal impact velocity  $\delta V = -\dot{H}$  without non-continuum effects as a function of the rescaled drop size  $\mathcal{G}$ . The radius ratio is  $\Gamma = R_1/R_2 = 5$ . Solid lines: impact velocity in the limit  $\bar{\ell} \rightarrow 0$ , i.e. without non-continuum effects. Dashed lines: initial velocity. Dotted lines: difference between the impact velocity in the presence of long-range forces only, without any lubrication, and the analytical criterion (3.24), with  $\Lambda = 4.7$ . (b) Critical value of  $\mathcal{G}$  below which the impact velocity vanishes before collision, for different long-range forces. Solid black line: Stokes long-range force (with  $\bar{\ell} \rightarrow 0$ ). Solid red line: Oseen long-range force (with  $\bar{\ell} \rightarrow 0$ ). Dotted green line: criterion of (3.24) with  $\Lambda = 17.4$ . Solid orange line: isocurve of efficiency  $E = 0.2$ , including non-continuum effects. Solid purple line: efficiency minimum  $\mathcal{G}_{min}$ , including non-continuum effects.

Surprisingly, this scaling is close to the scaling obtained with Oseen long-range forces [solid red line in figure 9b]. Stokes long-range forces (solid black line) displays completely different behaviour as the  $r^{-1}$  interaction makes the impact velocity much smaller than the terminal velocity difference over the whole range of  $\mathcal{G}$ .

This sheds light on the behaviour of the efficiency near its fast inertial decrease and minimum. The values of  $(\Gamma, \mathcal{G})$  for which  $E = 0.2$  are shown as the orange line in figure 9(b). For that iso-efficiency curve,  $\mathcal{G}$  follows the scaling  $\mathcal{G} \propto \Gamma^{-1}$  at large  $\Gamma$ . The value of the minimum of  $E$ ,  $\mathcal{G}_{min}$ , decreases faster as  $\Gamma^{-2}$ . Figure 10(a) provides a summary of the relationship between collisional efficiency and the size of both droplets.

#### 4. Electrostatic regime

##### 4.1. Electrostatic interactions: van der Waals and Coulombian forces

The average droplet charge for weakly electrified clouds is  $\sim e$  (Harrison, Nicoll & Ambaum 2015). When the drops are far apart, they interact as two point charges  $q_1$  and  $q_2$  by the electrostatic potential energy  $q_1 q_2 / 4\pi\epsilon r$ , where  $\epsilon$  is the air permittivity. The electric force can either be repulsive or attractive depending on the relative charges. In the case of clouds, one rather expects all drops to present the same sign, hence leading to a repulsion. The electrostatic force  $F_e$  becomes comparable with the lubrication force  $\propto \eta_g a^2 U^t / h$  driven by  $U^t = 2/9 \rho \ell g a^2 / \eta_g$  at separations  $h_e \sim q^2 / (4\pi\epsilon \rho \ell g a^4)$ .  $h_e$  is comparable to the mean free path  $\bar{\ell}$  for  $a = 0.5 \mu\text{m}$  and decreases very rapidly with  $a$ . In disturbed weather,

storm clouds develop large electric fields, the bulk of the cloud becomes negatively charged and drops carry much larger charges, up to  $10^5 e$  (Takahashi 1973). Here, we restrict our analysis to electroneutral drops, which is a good approximation in the bulk of warm clouds (Pruppacher & Klett 2010, chap. 18).

Van der Waals forces between drops can be computed using the unretarded van der Waals pair potential. At very small separation, the disjoining pressure  $\Pi(h)$  is given by the phenomenological expression involving the Israelashvili length  $\zeta$ :

$$\Pi(H) = -\frac{4\gamma\zeta^2}{(\zeta + H)^3}. \tag{4.1}$$

This formula obeys the integral relation giving the surface tension:  $\int_0^\infty \Pi(h) dh = -2\gamma$ . Moreover, at intermediate  $H$  large with respect to the molecular scale, but small with respect to  $a$ , one recovers the decay as  $\Pi(H) \sim -4\gamma\zeta^2/H^3$ . The force is given by integrating the disjoining pressure over the surface:

$$f^{vdW} = \int_0^\infty 2\pi r \Pi(h) dr = -4\pi\gamma a \frac{\zeta^2}{(\zeta + H)^2}. \tag{4.2}$$

This expression holds at gap  $H$  comparable to  $\zeta$ . Hamaker (1937) showed that at all separations,

$$f_{ji}^{vdW} = -A \frac{32R_1^3 R_2^3 (R_1 + R_2 + H)}{3(2R_1 + H)^2 (2R_2 + H)^2 (2(R_1 + R_2) + H)^2 (H + \zeta)^2} e_{ij}, \tag{4.3}$$

where  $A = 3.7 \times 10^{-20}$  J is the Hamaker constant. It matches with (4.3) in the small  $H$  limit, since  $\zeta = \sqrt{A/(24\pi\gamma)}$ . Note that the molecular cut-off length  $\zeta$  is equal to 0 in the original work of Hamaker (1937). At large distances, the van der Waals force asymptotically tends to

$$f^{vdW} = -A \frac{32R_1^3 R_2^3}{3H^7}. \tag{4.4}$$

#### 4.2. Vertical static electric field

Fair weather clouds, which do not develop their own strong electric fields, are electrified at their boundaries, with a positive charge at cloud top and a negative charge at cloud base (Harrison *et al.* 2015). This can be modelled as a vertical electric field  $E_0$ , as shown in figure 12(a). The drops act as conducting spheres and behave as induced dipoles of dipolar moment  $p_i = 4\pi\epsilon R_i^3 E_0$ . When the drops are far from each others, the electric potential around the drop  $j$  obeys the Poisson equation and takes the form

$$V(r, \theta) = E_0 r \cos \theta \left( \frac{R_j^3}{r^3} - 1 \right). \tag{4.5}$$

The force exerted on the other drop, labelled  $i$ , derives from the energy  $p_i \cdot \nabla V$ :

$$F_r = -12\pi\epsilon E_0^2 (R_i R_j)^3 \frac{2 \cos^2 \theta - \sin^2 \theta}{(R_1 + R_2 + H)^4}, \tag{4.6}$$

$$F_\theta = -12\pi\epsilon E_0^2 (R_i R_j)^3 \frac{\sin(2\theta)}{(R_1 + R_2 + H)^4}. \tag{4.7}$$

At small separations, however, the force must be corrected for the geometrical amplification of the field in the gap separating the two drops. This effect presents

### Drop collision rate between diffusive and inertial regimes

similarities with the lubrication discussed previously. For practical purpose, the exact solution derived by Davis (1964) can be approximated by the following phenomenological formula:

$$F_r^e = -12\pi\varepsilon E_0^2 (R_i R_j)^3 \left( \frac{2 \cos^2 \theta}{(c_c + H)^{3+\alpha} H^{1-\alpha}} - \frac{\sin^2 \theta}{(c_s^2 + H^2)(c_s + H)^2} \right), \quad (4.8)$$

$$F_\theta^e = -12\pi\varepsilon E_0^2 (R_i R_j)^3 \frac{\sin(2\theta)}{(c_\theta + H)^{4-\alpha} (c_\theta^2 + H^2)}, \quad (4.9)$$

with  $\alpha \simeq 0.2$ ,  $c_c \simeq 1.36(R_1 + R_2)$ ,  $c_s \simeq 1.55(R_1 + R_2 - a)$  and  $c_\theta \simeq 0.77(R_1 + R_2)$  and the notation of figure 12(a). It provides a good fit to the exact force down to  $H \simeq 10^{-6}a$ .

### 4.3. Results

Figure 11(a) compares the efficiency curves obtained with and without the van der Waals interaction forces. To a first approximation the curves are superimposable in the inertial zone but, in the overdamped regime, the attractive interactions lead to a significantly higher collision efficiency than without. The decrease in efficiency at small size  $a$  is mainly due to the lubrication layer, but the residual efficiency for near-frontal collisions is significantly affected by the subdominant van der Waals interactions. In particular, the efficiency minimum is shifted by a factor 2 in size  $a$ , and is almost 10 times larger when the attractive intermolecular interactions are taken into account.

Figure 11(b) compares the efficiency curves obtained for different values of the Hamaker constant. It can be seen that the inertial component of the efficiency remains practically unchanged. The more attractive the interactions are, the more efficient the collisions are in the overdamped regime. It can be observed that the curves obtained are parallel: the efficiency presents an asymptotic behaviour with the scaling law  $E \propto T^{0.8} \mathcal{A}^{-1.7} \Gamma^{-1}$ .

Figure 12(b) compares the efficiency curves obtained for different values of a vertical electric field, ignoring this time the van der Waals forces associated with permanent dipoles. Similarly to the curves obtained with van der Waals interactions, the curves overlap in the inertial regime and differ only in the overdamped regime, where a stronger electric field leads to an enhanced collision rate. The efficiency minimum scales as  $E_{min} \propto (\mathcal{E}^2)^{0.8}$ , as the force  $F^e$  is quadratic in the field  $\mathcal{E}$ . This is similar to the scaling obtained only with van der Waals interactions as  $T^{0.8}$  with a scaling exponent below 1, reflecting the balance between lubrication and attractive electrostatic forces below the inertial regime.

For a typical non-precipitating cloud,  $\mathcal{E}$  is around  $10^{-3.5}$  ( $E_0 = 0.15 \text{ kV m}^{-1}$ ), which is far too small to lead to a significant effect. One observes that the effect of electrostatics doubles the collisional efficiency for  $\mathcal{E} = 10^{-2.5}$  ( $E_0 = 1.5 \text{ kV m}^{-1}$ ) i.e. for an electric field 10 times larger than the fair weather electric field and 2000 times smaller than the breakdown electric field ( $\mathcal{E} = 6$ ;  $E_0 = 3 \times 10^3 \text{ kV m}^{-1}$ ). The gap is closed (efficiency is 1) for an electric field  $\mathcal{E} = 1.3 \times 10^{-1}$  ( $E_0 = 60 \text{ kV m}^{-1}$ ) which is 50 times smaller than the breakdown electric field. In conclusion, a vertical electric field has a negligible effect in non-precipitating cloud but may have a dominant effect for electric fields one order of magnitude larger, but still three orders of magnitude smaller than that observed in thunderclouds.

Figure 10 shows the efficiency  $E$  as a function of the radius ratio  $\Gamma$  and the rescaled size  $\mathcal{A}$ , for water drops in air, on Earth. As  $\Gamma$  increases, for very large drops collecting small ones, the minimum of the efficiency decreases as well as the value of  $\mathcal{A}$  at which it is realised (dashed line). Without van der Waals interactions, the minimum efficiency is less



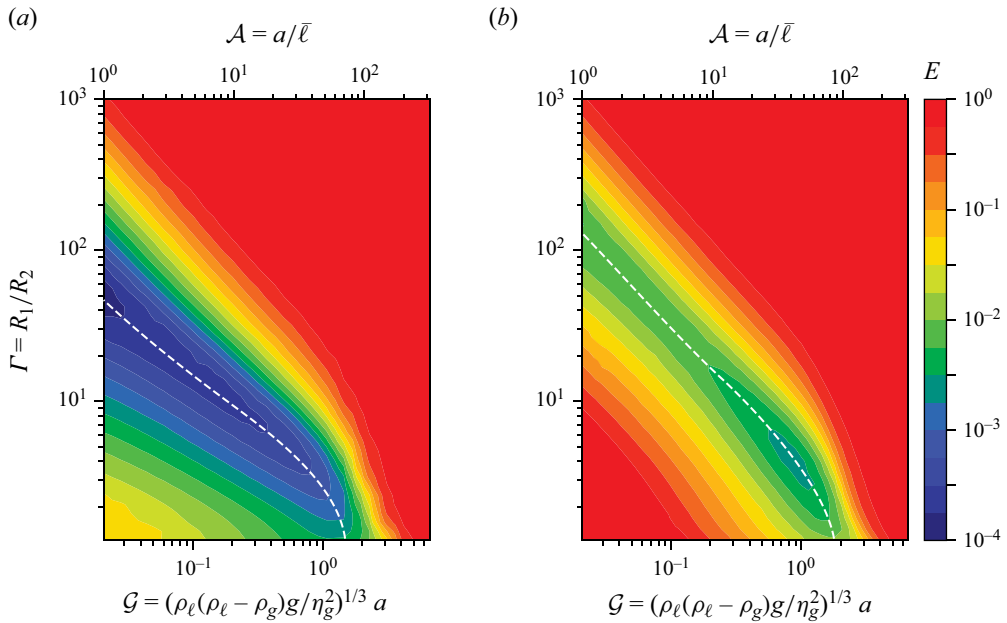


Figure 10. Isocontours of the collision efficiency  $E$  as a function of  $\Gamma$  and  $\mathcal{A}$ . Dashed line: minimum value of the collision efficiency for a given  $\Gamma$ . All aerodynamical effects are taken into account. Parameters are those of water droplets. For large sizes and aspect ratios, geometric behaviour is recovered. Below a certain Stokes number  $\mathcal{G}$ , the efficiency decreases very rapidly and reaches a minimum. (a) Without van der Waals interactions. (b) With van der Waals interactions. The efficiency rapidly decreases from the geometric value when inertia is low enough, in the same way as in the purely aerodynamic case. Van der Waals interactions increase the minimum efficiency by a factor 10. Collisions in the overdamped regime are also more efficient, leading to a narrower valley of collision slowdown.

and less pronounced as the size  $a$  increases. By contrast, taking van der Waals interactions into account (figure 10b), the minimum efficiency is (roughly 10 times) larger, but presents a much weaker dependence on the size  $a$ .

### 5. Diffusive regime

In the previous two sections, we have studied the mechanisms that control the collision efficiency in the athermal limit. In the overdamped, small size regime, we have shown that the dynamics is dominated by the lubrication layer between the drops, with attraction by van der Waals forces and long-range aerodynamic interaction playing a subdominant role. In this regime, another mechanism can play a very important role: Brownian motion. In the theoretical description of droplet aggregation processes, it is generally assumed that the collision rates induced by Brownian motion and those generated by gravity are additive. Here, we study simultaneously the gravitational and Brownian coagulation and test this additivity assumption. We show that thermal diffusion dominates the collision rate below a transitional Péclet number of order unity, but has a subdominant influence in the region of the parameter space which is neither inertial nor diffusive, so that the collision efficiency is minimal. This implies first redefining the collision efficiency by including the effect of thermal noise and gravity simultaneously.

Drop collision rate between diffusive and inertial regimes

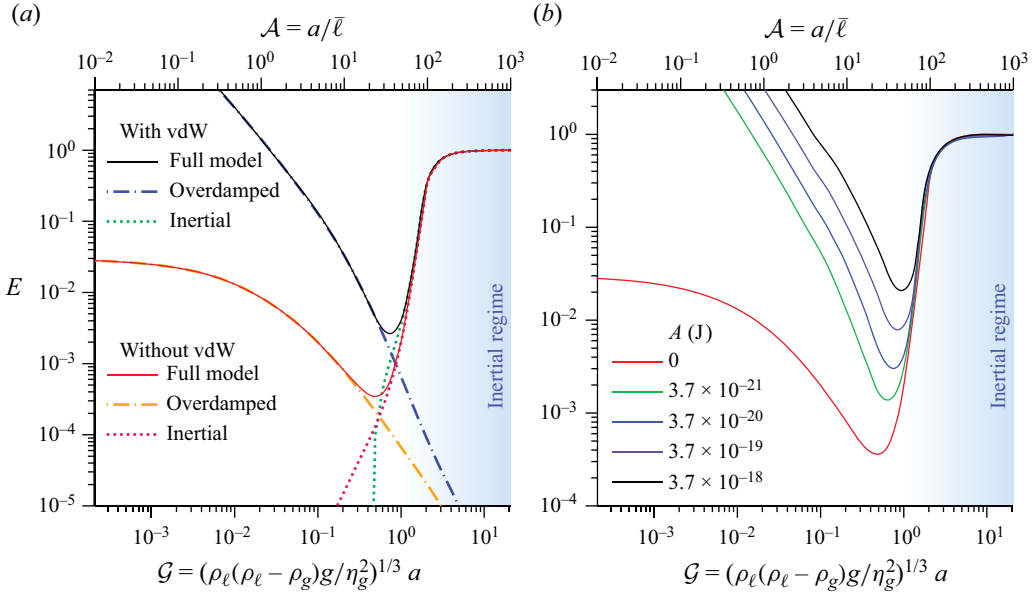


Figure 11. (a) Decomposition of the collision efficiency (black curve) as the sum of the efficiency computed in the overdamped limit (red dot-dashed curve) plus a remainder, reflecting the inertial limit (blue curve), with and without van der Waals interactions. (b) Collision efficiency  $E$  for  $\Gamma = 5$  as a function of the dimensionless effective radius  $a/\bar{\ell}$  for different values of the Hamaker constant:  $A = 0$  (red line),  $A = 3.7 \times 10^{-21}$  J (green line),  $A = 3.7 \times 10^{-20}$  J (blue line), which is the value for water,  $A = 3.7 \times 10^{-19}$  J (purple line) and  $A = 3.7 \times 10^{-18}$  J (black line).

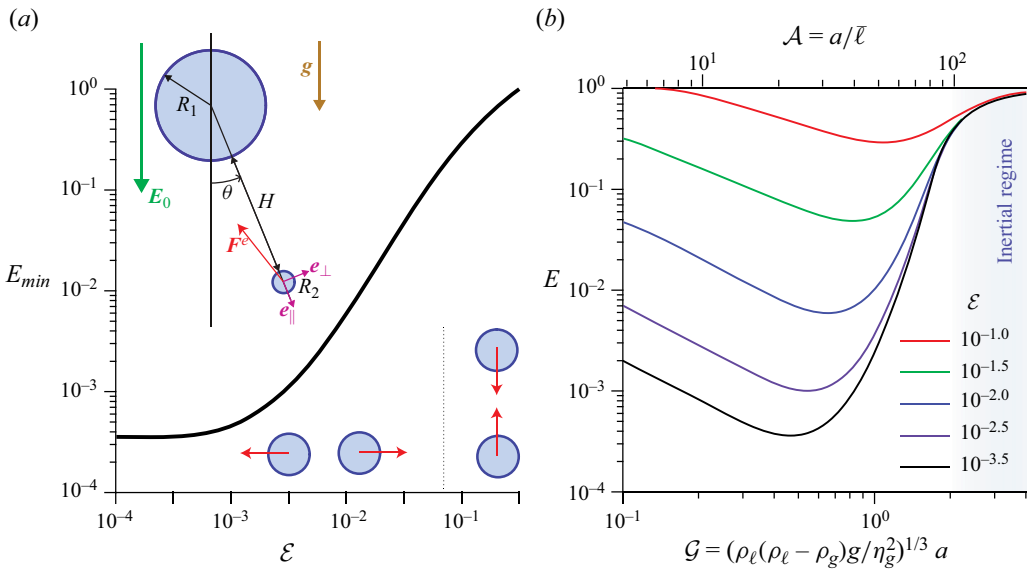


Figure 12. (a) Minimum efficiency  $E_{min}$  for  $\Gamma = 2$  as a function of the dimensionless electric field  $\mathcal{E}$ . Inset: schematic of the forces created by the static vertical field  $\mathbf{E}_0$ . The electrostatic force can be decomposed into a radial part  $F_r^e$  and an orthoradial part  $F_\theta^e$  given by (4.8) and (4.9). (b) Collision efficiency  $E$  for  $\Gamma = 2$  as a function of the dimensionless effective radius  $a/\bar{\ell}$  for different values of  $\mathcal{E}$ , ranging from the typical value in non-precipitating warm clouds ( $10^{-3.5}$ ) to a fraction of the breakdown field  $\mathcal{E} \simeq 6$ .

5.1. Normalisation of the thermal noise

We now take into account the thermal noise in the equation of motion (2.11). Following Batchelor (1976), we consider that the separation of time scales between the time to return to thermal equilibrium and the time for the particle configuration to change is sufficient to consider the position of the particles as constant when computing the correlations of thermal noises. In the inertial regime, diffusion is negligible. Conversely, in the regime where diffusion is important, inertial effects can be neglected. As a consequence, we use the Stokes model of long-range aerodynamic interactions rather than Oseen’s model. Then, the equations for the velocity component along the direction of the axis joining the two particles and those for the two perpendicular components decouple. For simplicity, we single out one such velocity component and introduce the equation governing the velocity fluctuation  $u_i$  along the chosen axis. As thermal diffusion is an Ornstein–Uhlenbeck process, it is convenient to write the Langevin equation under the following form (Risken & Frank 1989), with Einstein summation over indices:

$$\frac{du_i}{dt} = -S_{ij}u_j + W_i \quad \text{with } \langle W_i(t)W_j(t') \rangle = \mathcal{W}_{ij}\delta(t - t'). \quad (5.1)$$

The indices  $i$  and  $j$  here refer to the particle number, the three components being considered separately. It is convenient to write the relaxation rate matrix  $S$  under the form

$$S_{ij} = \frac{9\eta_g}{2\rho_\ell R_i^3} \alpha_{ij}. \quad (5.2)$$

For the axis joining the centre of the drops, the matrix  $\alpha_{ij}$  reads

$$\alpha_{11} = R_1 + a^2\zeta'(H), \quad \alpha_{22} = R_2 + a^2\zeta'(H), \quad (5.3a,b)$$

$$\alpha_{12} = \alpha_{21} = -\frac{R_1R_2}{2r} \left( 3 - \frac{R_1^2 + R_2^2}{r^2} \right) - a^2\zeta'(H). \quad (5.4)$$

In the plane perpendicular to the axis joining the centre of the drops, it reads

$$\alpha_{11} = R_1, \quad \alpha_{22} = R_2, \quad (5.5a,b)$$

$$\alpha_{12} = \alpha_{21} = -\frac{R_1R_2}{4r} \left( 3 + \frac{R_1^2 + R_2^2}{r^2} \right). \quad (5.6)$$

The Langevin equation integrates into, summed over indices,

$$u_i = \int_0^t G_{ij}(t - t')W_j(t') dt', \quad (5.7)$$

where  $G_{ij}$  denotes the matrix elements of the Green’s function  $G$ , which formally obeys, in matrix notation,  $G = \exp(-St)$ . Similarly, the velocity  $u_i$  can be integrated formally to give the position.

### Drop collision rate between diffusive and inertial regimes

The velocity correlation function reads, with Einstein summation,

$$\langle u_i(t)u_j(t) \rangle = \int_0^t G_{ik}(t')G_{jl}(t') dt' \mathcal{W}_{kl}. \quad (5.8)$$

Using the generalised equipartition of energy,

$$\langle u_i(t)u_j(t) \rangle_{t \rightarrow \infty} = \frac{3kT}{4\pi\rho_\ell R_k^3} \delta_{ik}\delta_{jk}, \quad (5.9)$$

we deduce

$$\mathcal{W}_{ij} = \frac{3kT}{4\pi\rho_\ell} \left( \frac{S_{ij}}{R_j^3} + \frac{S_{ji}}{R_i^3} \right). \quad (5.10)$$

In practice, at each integration step of the Runge–Kutta of order 4 algorithm, noise terms obeying a series of correlation rules described by Ermak & Buckholz (1980) between positions and velocities are added to the deterministic increments. The fourth-order integration scheme is recovered in the limit where the thermal diffusion is negligible. Conversely, the scheme is designed to lead to the exact diffusion result, when diffusion is dominant, provided the thermal equilibration time scale is smaller than the typical time scale of evolution of the geometrical configuration.

#### 5.2. Redefining the collision efficiency

We have previously defined the collision efficiency as the factor encoding the influence of aerodynamics and electrostatic forces on the collision frequency of particles. The reference frequency was derived in the ballistic limit, in which the two particles of radii  $R_i$  settle with a differential speed  $U = U_1^i - U_2^i$ , and reads:  $\nu = \pi(R_1 + R_2)^2 n_0 U$ . Considering now the effect of thermal noise, the effect of diffusion must be included in the reference collision frequency to which the real rate is compared to define  $E$ . Each particle diffuses with a diffusion constant  $D_i = k_B T / (6\pi\eta_g R_i)$ . The problem is equivalent to the advection-diffusion of particles with a diffusion coefficient  $D = D_1 + D_2$ . The diffusion-advection equation for the particle concentration  $n$  is, in spherical coordinates,

$$-U \cos \theta \partial_r n + U \frac{\sin \theta}{r} \partial_\theta n = D \left( \frac{1}{r^2} \partial_r (r^2 \partial_r n) + \frac{1}{r^2 \sin \theta} \partial_\theta (\sin \theta \partial_\theta n) \right). \quad (5.11)$$

The boundary conditions are  $n(r \rightarrow \infty) = n_0$ ,  $n(r = R_1 + R_2) = 0$ . The combined effects of diffusive and advective transport on droplet growth are described by the particle flux, i.e. the collision rate, at the drop surface

$$\begin{aligned} \nu_0 &= 2\pi D (R_1 + R_2)^2 \int_0^\pi d\theta \left( \frac{\partial n}{\partial r} \right)_{r=R_1+R_2} \sin \theta \\ &= \pi (R_1 + R_2)^2 n_0 U q(Pe). \end{aligned} \quad (5.12)$$

In the purely Brownian limit, one gets  $\nu = 4\pi D (R_1 + R_2) n_0$  so that  $q(Pe) \sim 4/Pe$ . In the purely ballistic limit,  $q(Pe) \sim 1$ . Equation (5.11) has been solved analytically by Simons

et al. (1986), and  $q(Pe)$  can be expressed as

$$q(Pe) = \frac{4\pi}{Pe^2} \sum_{n=0}^{\infty} (-1)^n (2n + 1) \frac{I_{n+1/2} \left( \frac{Pe}{2} \right)}{K_{n+1/2} \left( \frac{Pe}{2} \right)}, \quad (5.13)$$

with  $I_n, K_n$  the modified Bessel functions. Care must be taken when evaluating this series (Sajo 2008). Consequently, we define the collision efficiency in the presence of diffusion and all aerodynamic effects as the ratio between the collision rate  $\nu$  and the reference collision rate  $\pi(R_1 + R_2)^2 n_0 U q(Pe)$ :

$$E_d = \frac{\nu}{\pi(R_1 + R_2)^2 n_0 U q(Pe)}. \quad (5.14)$$

In practice, we compute the collision frequency  $\nu$  using a Monte Carlo method. We uniformly sample impact parameters over a square upstream and compute the trajectory for each sample point. The reduced collision rate  $\nu/(\pi(R_1 + R_2)^2 n_0 U)$  is estimated by measuring the ratio between the surface area of impact parameters leading to a collision to the area in the geometric case  $\pi(R_1 + R_2)^2$ .

### 5.3. Results

The collision efficiency  $E_d$  is shown for  $\Gamma = 5$  without van der Waals forces in figure 13(a). At large inertia ( $\mathcal{G} > 1$ ), the efficiency curve (solid line) collapses with athermal results (dash-dotted line) and there is no effect of diffusion, as expected. At small Péclet number, fully diffusive behaviour ( $E_d \rightarrow 1$ ) is recovered asymptotically. Note that, with the new definition of the efficiency taking into account diffusion, athermal collisions become vanishingly inefficient at small Péclet number. The effect of diffusion is visible at the collision efficiency minimum, even when it is reached at high Péclet numbers ( $\sim 10^5$ ) where diffusion would be expected to be negligible at a glance. The effect of Brownian motion on particle growth is often modelled in the literature (Greenfield 1957) by simply adding together the purely diffusive particle collision rate  $4\pi D(R_1 + R_2)n_0$  with the purely athermal particle collision rate  $\pi(R_1 + R_2)^2 E U n_0$  computed previously. With the definition of  $E_d$  (5.14) proposed there, this leads to

$$E_d^{sum} = \frac{4/Pe + E}{q(Pe)}. \quad (5.15)$$

Note that  $q(Pe) \sim 4/Pe$  in the small-Péclet-number limit, leading to  $E_d^{sum} \rightarrow 1$  for  $Pe \rightarrow 0$ . The resulting curve (dotted line) does not collapse over the full Monte Carlo solution: diffusion and aerodynamic effects are not additive on particle growth. Results with van der Waals interactions are shown in figure 13(b). Similarly, the purely diffusive and purely ballistic regimes are recovered asymptotically, with diffusion present in the gap. Likewise, the additive model  $E_d^{sum}$  does not accurately reproduce the simulation results. Van der Waals interactions and diffusion enhance each other in a non-trivial way near the gap. Figure 14 shows the combined diffusio-gravitational efficiency  $E_d$  for water drops on Earth as a function of  $\mathcal{A}$  and  $\Gamma$ , with van der Waals interactions. The gap in the efficiency is about  $10^{-3}$ , and becomes slightly shallower, narrower and shifted to smaller sizes as the size ratio  $\Gamma$  of the droplets increases.

Drop collision rate between diffusive and inertial regimes

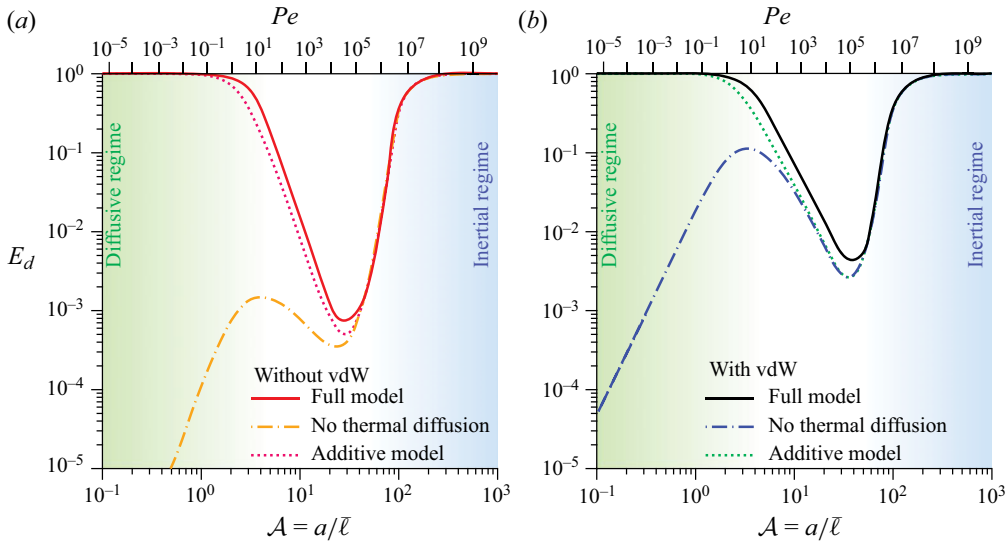


Figure 13. (a) Collision efficiency  $E_d$  for  $\Gamma = 5$  without van der Waals interactions. (b) Collision efficiency  $E_d$  for  $\Gamma = 5$  with van der Waals interactions. Solid lines: Monte Carlo simulation of the Langevin equation, with and without van der Waals forces, taking into account thermal noise. Dash-dotted lines: previous athermal efficiency in the new definition of the diffusiogravitational efficiency  $E_d$ . Dotted lines: additive model for the diffusiogravitational efficiency.

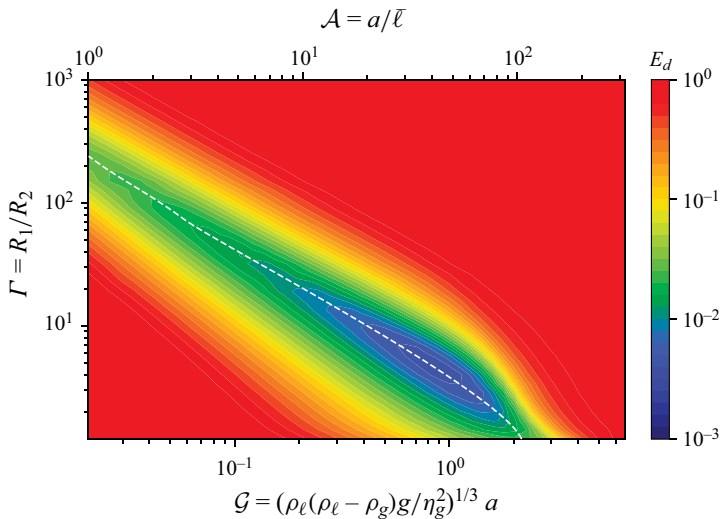


Figure 14. Isocontours of the collision efficiency  $E_d$  as a function of  $\Gamma$  and  $\mathcal{A}$ . Dashed line: minimum value of the collision efficiency at a given  $\Gamma$ . All aerodynamical effects, van der Waals interactions and thermal diffusion are taken into account. Parameters are those of water droplets. For large sizes and aspect ratios, geometric behaviour is recovered; likewise, for small sizes and aspect ratios, purely diffusive behaviour is recovered. In between the two regimes, there is a valley of lower collision rate where electrostatic effects dominate.

## 6. Discussion

In this article, we have analysed the influence of relevant dynamical mechanisms on the collision efficiency of drops suspended in a gas. The largest drops, falling under the effect of gravity, merge when their motion is inertial, meaning that their Stokes number  $St$  is larger than 1. The smallest drops have a motion controlled by thermal diffusion, below a unit Péclet number. The main result of this paper is the existence of a range of drop sizes for which neither inertial nor diffusive effects are dominant, resulting in a large decrease of the collision efficiency. In this intermediate regime, it is the gaseous lubrication film separating the drops that prevents them from merging. In addition, van der Waals forces become non-negligible. The code used here allows us to compute the efficiency over the whole size range in clouds, both for equally sized drops and for drops of very different sizes.

As the outcome of a collision is binary (either the droplets merge or they do not), and the growth rate increases rapidly with the drop size, the growth process is extremely sensitive to minute details of the collision. We have neglected here added mass, the Basset/history force, shear, all rotation and torque effects (Maxey & Riley 1983; Mordant & Pinton 2000), but also non-aerodynamic effects such as retardation in the van der Waals force (Gregory 1981), thermophoresis due to temperature gradients and diffusiophoresis due to water vapour gradients (Friedlander 2000, chap. 3). For millimetric drops, capillary deformations become important around a Weber number of 1. Drop deformation flattens the drops, which changes their settling speed and ultimately leads to break-up (Reyssat *et al.* 2007; Villermaux & Bossa 2009). Capillary instabilities can also be triggered during the collision, leading to the formation of smaller droplets by various fragmentation processes of liquid filaments and sheets (Villermaux 2007; Testik, Barros & Bliven 2011; Testik & Rahman 2017).

### 6.1. Stability of fogs and non-precipitating clouds

The problem of raindrop formation can be seen in terms of a dual question. Why don't all droplet dispersions lead to raindrops? Why do, conversely, some warm clouds produce rain? To shed light on this problem, based on the results presented here, let us compute the growth time  $\tau_D$  associated with condensation and the growth time  $\tau_C$  associated with the collisional cascade (Figure 15a). Consider a droplet of radius  $R$  condensing in an atmosphere of vapour density  $\rho_v$ . The mass growth rate reads (Pruppacher & Klett 2010, chap. 13)

$$\frac{4\pi}{3}\rho_\ell \frac{dR^3}{dt} = 4\pi D(\rho_v - \rho_{sat})R. \quad (6.1)$$

Let us consider that the number of drops per unit volume  $\psi$  remains constant, fixed by the nucleation rate. The water mass conservation relates  $\rho_v$  and  $R$  to the initial absolute humidity  $\rho_v^0$  by  $\rho_v = \rho_v^0 - 4\pi\psi\rho_\ell R^3/3$ . Steady state is achieved when  $\rho_v = \rho_{sat}$ , when the radius reaches the value  $R_\infty$  set by

$$\psi \frac{4\pi}{3}\rho_\ell R_\infty^3 = \rho_v^0 - \rho_{sat}. \quad (6.2)$$

The evolution equation (6.1) takes the form

$$\frac{dR^2}{dt} = \frac{R_\infty^2}{\tau_D} \left(1 - \frac{R^3}{R_\infty^3}\right), \quad (6.3)$$

Drop collision rate between diffusive and inertial regimes

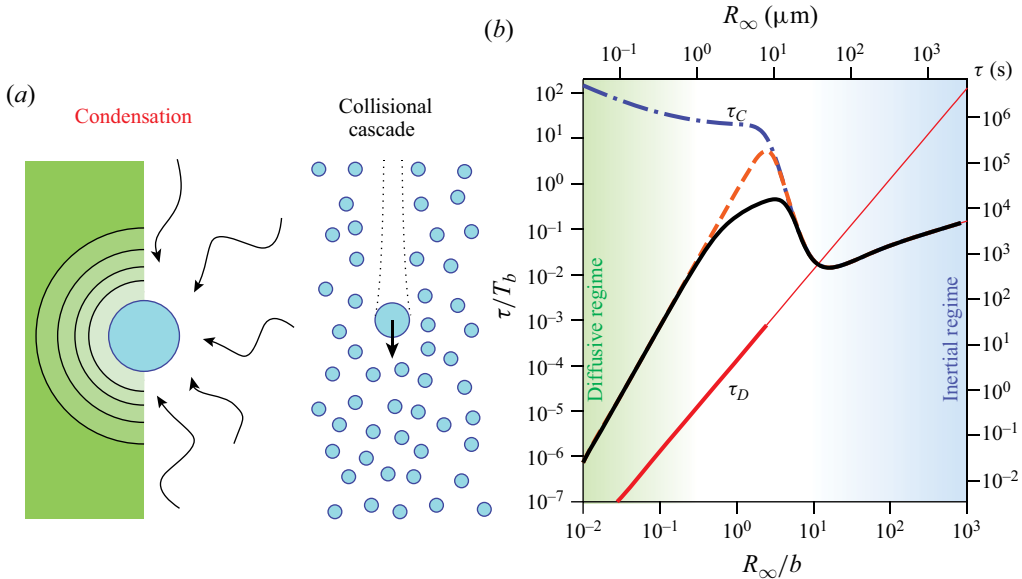


Figure 15. (a) Schematic of the two growth modes in a cloud. Left: condensation growth of a drop of radius  $R_\infty$ , driven by the diffusion of excess water vapour in air. Right: the collisional cascade, in which a larger drop of radius  $R_1$  collects smaller drops of radius  $R_\infty$  as it settles. The larger drop gradually depletes the cloud of its smaller droplets. (b) Growth times  $\tau_C$  and  $\tau_D$  rescaled by  $T_b$  (left axis) or expressed in seconds (right axis) as a function of the cloud droplet size  $R_\infty$  rescaled by  $b$  (bottom axis) or expressed in  $\mu\text{m}$  (top axis). Growth time scale  $\tau_C$ , dash-dotted blue line: athermal model including lubrication force but without van der Waals interactions. Dotted orange line: Brownian model without van der Waals interactions. Solid black line: full prediction. Growth time  $\tau_D$  by condensation of water vapour; solid red line: the range of  $R_\infty$  corresponding to droplets observed in clouds is shown with a thick line and anomalously low densities  $\psi < 10^7 \text{ m}^{-3}$  with a thin line.

where the typical condensation growth time  $\tau_D$  obeys

$$\frac{4\pi}{3} \psi D R_\infty \tau_D = 1. \quad (6.4)$$

We introduce here the liquid water content  $\rho_d$ , which is the total mass of liquid water per unit volume:  $\rho_d = 4\pi\psi\rho_\ell R_\infty^3/3$ . In clouds,  $\rho_d$  is typically  $0.3 \text{ g m}^{-3}$ , and can be as high as  $3 \text{ g m}^{-3}$  in cumulonimbus clouds (Hess *et al.* 1998; Rosenfeld & Lensky 1998). We show  $\tau_D$  in figure 15 as the solid red line for  $\rho_d = 0.3 \text{ g m}^{-3}$ . Holding  $\rho_d$  constant, the growth time  $\tau_D = (\rho_\ell/\rho_d)R_\infty^2/D$  increases as  $R_\infty^2$ : condensation is increasingly slower at forming larger drops. In this theory,  $\psi$  is not constrained, and decreases with increasing  $R_\infty$  to accommodate the given liquid water content. In practice,  $\psi$  is set by the distribution of cloud condensation nuclei, their chemical properties and the dynamics of saturation (Twomey 1959; Ghan *et al.* 2011; Kreidenweis, Petters & Lohmann 2019). This gives a lower bound for  $\psi$ , around  $10^7 \text{ m}^{-3}$ .  $\tau_D$  for densities  $\psi$  above this value, that are not observed in nature, is shown as a thin line. A very short time, around a few seconds to a few minutes, is therefore needed to reach droplet sizes between 1 and  $10 \mu\text{m}$  by condensation growth alone; larger sizes would require unrealistically low drop densities  $\psi$ . The drop size distribution produced also tends to be narrow (Brenguier & Chaumat 2001), as the radius of an individual drop varies as  $dR/dt \sim 1/R$ . The onset of rain formation must consider the collisional growth of nearly equal-sized droplets.



Let us now consider a uniform cloud of drops of size  $R_\infty$ . The evolution equation for a single drop of size  $R_1$ , due to coalescence with the drops of size  $R_\infty$  smaller than  $R_1$ , derives from (1.2):

$$4\pi\rho_\ell R_1^2 \frac{dR_1}{dt} = \rho_d \pi (R_1 + R_\infty)^2 |U_1^t - U_\infty^t| E_d q(Pe). \tag{6.5}$$

We define the rescaled terminal velocity  $\mathcal{U}(R/b)$  by  $U^t = 2(\rho_\ell - \rho_g)gb^2/9\eta_g\mathcal{U}$  and the typical evolution time scale of drops at the cross-over size  $b = \eta_g^{2/3}(\rho_\ell(\rho_\ell - \rho_g)g)^{-1/3} = 3.3 \mu\text{m}$  by:

$$T_b = 18 \frac{\rho_\ell(\rho_\ell - \rho_g)b^2}{\rho_d\eta_g}. \tag{6.6}$$

For  $\rho_d = 0.3 \text{ g m}^{-3}$ , a typical liquid water content in clouds (Pruppacher & Klett 2010, chap. 2), we get  $T_b = 9.6 \text{ h}$ . The drop growth time  $\tau_C$  in the linear regime  $R_1 - R_\infty \ll R_\infty$  obeys

$$\frac{T_b}{\tau_C} = 4E_d q(Pe)\mathcal{U}'(R_\infty/b). \tag{6.7}$$

The rescaled growth time  $\tau_C/T_b$  is shown in figure 15(b) as a function of the cloud drop radius  $R_\infty$  in the athermal and Brownian cases. The positive sign indicates that the drop aerosol is always unstable towards the growth of drops. Without van der Waals interactions and Brownian motion (dash-dotted blue line), the growth time  $\tau_C$  decreases by three orders of magnitude between 6 and 36  $\mu\text{m}$ , above the overdamped regime where lubrication makes the collision efficiency decrease. The growth time displays a minimum at 52  $\mu\text{m}$ , due to the change in drag regime when  $E$  is close to 1:  $\tau_C$  then reduces to 8 min. Most of its variation is explained by the increase in fall speed as the drop size increases:  $\tau_C/T_b$  decreases as  $b/R_\infty$  below the cross-over between overdamped and inertial regimes at  $R/b \simeq 1$ . When thermal diffusion is taken into account (figure 15b), the growth time presents a maximum, at  $R_\infty = 3b \simeq 6 \mu\text{m}$ , in the absence of van der Waals interactions (dashed orange line). Including van der Waals forces (black solid line), the maximum growth time shifts to  $R_\infty = 3b \simeq 9 \mu\text{m}$  and is equal to  $\tau_C \simeq T_b/2$ . Equivalently, the maximum growth time associated with the minimum collisional efficiency is around 4 h.

Figure 15 shows that collisional growth becomes much faster than condensation itself at around  $R_\infty = 33 \mu\text{m}$ , above the gap. By contrast, at the onset of the gap at  $R_\infty = b$ , condensation is five orders of magnitude faster than coalescence. In conclusion, the stability of fogs and non-precipitating clouds can be explained by the presence of a minimum in the collisional efficiency, located at the cross-over between overdamped and inertial regimes. It is mainly due to the effect of the lubrication layer separating drops when they approach each other. Van der Waals interactions are subdominant but affect substantially the value of this minimum. For much larger drop sizes, collisions are controlled by inertia and are essentially ballistic. At much smaller drop sizes, collisions are controlled by Brownian diffusion.

## 7. Conclusion

In this paper, we have shown that non-precipitating clouds and fogs are stable due to the inhibition of collisions in the micrometre drop size range. The drop in the collision rate of cloud droplets is due to the inefficiency of diffusive processes and their low inertia. It is the lubrication layer between the droplets that is responsible for the sharp drop in collision

efficiency, this effect being tempered by van der Waals interactions. The drop of collision efficiency is sufficient to explain the stability of non-precipitating clouds, but is not as low as one could have expected. Importantly, the efficiency curves are robust with respect to temperature dependence of the parameters in the range observed on Earth.

Many explanations for the formation of raindrops have been proposed such as the existence of very large nuclei (Woodcock 1953; Szumowski, Rauber & Ochs 1999; Lasher-Trapp, Cooper & Blyth 2002; Blyth *et al.* 2003), the lowering of surface tension by surfactants (Feingold & Chuang 2002), radiative effects (Barekzai & Mayer 2020) and turbulent mixing (Baker & Latham 1979; Baker, Corbin & Latham 1980; Cooper 1989; Pinsky & Khain 1997, 2002; Xue, Wang & Grabowski 2008; Franklin 2014). Turbulent effects on the collision rate are often hypothesised to be the dominant mechanism through which large drops can form, leading to rain (Vaillancourt & Yau 2000; Falkovich, Fouxon & Stepanov 2002; Vaillancourt *et al.* 2002; Wilkinson, Mehlig & Bezuglyy 2006; Benmoshe *et al.* 2012; Grabowski & Wang 2013). In clouds, the Reynolds number is around  $10^7$ , with a dissipation rate of  $\epsilon \sim 10^{-3} - 10^{-2} \text{ m}^2 \text{ s}^{-3}$ . This sets the Kolmogorov scales as  $\ell_K \sim 1 \text{ mm}$  for the typical length,  $u_K \sim 10 \text{ mm s}^{-1}$  for the velocity and  $\tau_K \sim 0.1 \text{ s}$  for the time (Shaw 2003; Mellado 2017). Droplets are therefore entirely in the dissipative range of scales. When the droplets have low inertia, they follow the streamlines of the local sub-Kolmogorov uniform strain field. Saffman & Turner (1956) have computed the collision kernel  $K$  between two droplets in this case. Assuming  $E = 1$ , it scales as the product of their collision cross-section  $\pi(R_1 + R_2)^2$  by the relative velocity, given by the velocity gradient over the separation  $R_1 + R_2$ :

$$K \propto \pi(R_1 + R_2)^2 \frac{\partial u(r)}{\partial r} (R_1 + R_2) \propto \frac{(R_1 + R_2)^3 u_K}{\ell_K}. \quad (7.1)$$

When the droplets have finite inertia, they can leave the streamlines. At low but finite inertia, this leads to fractal clustering in regions of low vorticity, which enhances the local density and, thus, the collision rate set by the local shear (Bec 2003, 2005; Bec *et al.* 2005, 2010; Chun *et al.* 2005). At higher inertia, droplets can be slung away with large accelerations by local vortices (Falkovich & Pumir 2007; Salazar & Collins 2012; Voßkuhle *et al.* 2014). Asymptotically, they behave like molecules in a gas, with inertia acting as temperature (Abrahamson 1975). In this case  $K$  scales as (Pumir & Wilkinson 2016)

$$K \propto (R_1 + R_2)^2 u_K \sqrt{St_K} \exp\left(-\frac{St_c}{St_K}\right), \quad (7.2)$$

with  $St_K = 2\rho\ell(R_1^2 + R_2^2)/(9\eta_g\tau_K)$  the Stokes number of the droplets in the turbulent flow and  $St_c$  a constant. Here  $St_K$  crosses 1 around  $40 \mu\text{m}$ , meaning that the sling mechanism is negligible around the electrostatic regime. Likewise, the terminal velocity is larger than the velocity difference  $u_K(R_1 + R_2)/\ell_K$  above  $0.5 \mu\text{m}$ , such that local shear, even enhanced by preferential concentration, is inefficient across the whole range of sizes in clouds. Turbulence could also induce collisions through rare events not described by these mean-field effects. Intermittency can lead to very high particle accelerations (Toschi & Bodenschatz 2009; Siebert *et al.* 2010), which could translate to a high collision rate. However, this would necessarily involve only a very small fraction of the droplet population, which might not be enough to produce a sizeable amount of rain (Wilkinson 2016). In this study, we have demonstrated the critical role of the electrostatics-dominated size range in initiating rain. At this point, it remains uncertain whether an additional mechanism beyond the droplet aggregation modelled here is truly necessary, provided

that the density of cloud droplets is sufficient (Morrison *et al.* 2020). This finding would provide a fundamental basis for the scheme proposed by Kessler (1969) to parameterise raindrop formation. However, further work is needed to revisit cloud microphysics and formulate it from first principles.

**Acknowledgements.** We thank Jacco Snoeijer, Philippe Claudin, Benoît Semin and Emmanuel Villermaux for fruitful discussions.

**Funding.** This research received no specific grant from any funding agency, commercial or not-for-profit sectors.

**Declaration of interests.** The authors report no conflict of interest.

**Data availability statement.** The code used to support the findings of this study is openly available at <https://gitlab.com/fpoydenot/dropletmicrophysics>.

**Author ORCIDs.**

 Florian Poydenot <https://orcid.org/0000-0002-9552-4055>;

 Bruno Andreotti <https://orcid.org/0000-0001-8328-6232>.

REFERENCES

- ABABAEI, A. & ROSA, B. 2023 Collision efficiency of cloud droplets in quiescent air considering lubrication interactions, mobility of interfaces, and noncontinuum molecular effects. *Phys. Rev. Fluids* **8** (1), 014102.
- ABBOTT, C.E. 1974 Experimental cloud droplet collection efficiencies. *J. Geophys. Res. (1896-1977)* **79** (21), 3098–3100.
- ABRAHAMSON, J. 1975 Collision rates of small particles in a vigorously turbulent fluid. *Chem. Engng Sci.* **30** (11), 1371–1379.
- ACRIVOS, A. & TAYLOR, T.D. 1962 Heat and mass transfer from single spheres in Stokes flow. *Phys. Fluids* **5** (4), 387.
- BAKER, M.B., CORBIN, R.G. & LATHAM, J. 1980 The influence of entrainment on the evolution of cloud droplet spectra: I. A model of inhomogeneous mixing. *Q. J. R. Meteorol. Soc.* **106** (449), 581–598.
- BAKER, M.B. & LATHAM, J. 1979 The evolution of droplet spectra and the rate of production of embryonic raindrops in small cumulus clouds. *J. Atmos. Sci.* **36** (8), 1612–1615.
- BAREKZAI, M. & MAYER, B. 2020 Broadening of the cloud droplet size distribution due to thermal radiative cooling: turbulent parcel simulations. *J. Atmos. Sci.* **77** (6), 1993–2010.
- BARNOCKY, G. & DAVIS, R.H. 1988 The effect of Maxwell slip on the aerodynamic collision and rebound of spherical particles. *J. Colloid Interface Sci.* **121** (1), 226–239.
- BATCHELOR, G.K. 1976 Brownian diffusion of particles with hydrodynamic interaction. *J. Fluid Mech.* **74** (1), 1–29.
- BATCHELOR, G.K. 2010 *An Introduction to Fluid Dynamics*, 14th edn. Cambridge University Press.
- BEARD, K.V. & OCHS, H.T. III 1983 Measured collection efficiencies for cloud drops. *J. Atmos. Sci.* **40** (1), 146–153.
- BEARD, K.V. & OCHS, H.T. 1993 Warm-rain initiation: an overview of microphysical mechanisms. *J. Appl. Meteorol. Climatol.* **32** (4), 608–625.
- BEARD, K.V., OCHS, H.T. & TUNG, T.S. 1979 A measurement of the efficiency for collection between cloud drops. *J. Atmos. Sci.* **36** (12), 2479–2483.
- BEARD, K.V. & PRUPPACHER, H.R. 1968 An experimental test of theoretically calculated collision efficiencies of cloud drops. *J. Geophys. Res. (1896-1977)* **73** (20), 6407–6414.
- BEARD, K.V. & PRUPPACHER, H.R. 1971 A wind tunnel investigation of collection kernels for small water drops in air. *Q. J. R. Meteorol. Soc.* **97** (412), 242–248.
- BEC, J. 2003 Fractal clustering of inertial particles in random flows. *Phys. Fluids* **15** (11), L81–L84.
- BEC, J. 2005 Multifractal concentrations of inertial particles in smooth random flows. *J. Fluid Mech.* **528**, 255–277.
- BEC, J., BIFERALE, L., LANOTTE, A.S., SCAGLIARINI, A. & TOSCHI, F. 2010 Turbulent pair dispersion of inertial particles. *J. Fluid Mech.* **645**, 497–528.
- BEC, J., CELANI, A., CENCINI, M. & MUSACCHIO, S. 2005 Clustering and collisions of heavy particles in random smooth flows. *Phys. Fluids* **17** (7), 073301.

## Drop collision rate between diffusive and inertial regimes

- BENMOSHE, N., PINSKY, M., POKROVSKY, A. & KHAIN, A. 2012 Turbulent effects on the microphysics and initiation of warm rain in deep convective clouds: 2-D simulations by a spectral mixed-phase microphysics cloud model. *J. Geophys. Res. Atmos.* **117** (D6), 2011JD016603.
- BHATNAGAR, P.L., GROSS, E.P. & KROOK, M. 1954 A model for collision processes in gases. I. Small amplitude processes in charged and neutral one-component systems. *Phys. Rev.* **94** (3), 511–525.
- BLYTH, A.M., LASHER-TRAPP, S.G., COOPER, W.A., KNIGHT, C.A. & LATHAM, J. 2003 The role of giant and ultragiant nuclei in the formation of early radar echoes in warm cumulus clouds. *J. Atmos. Sci.* **60** (21), 2557–2572.
- BRENGUIER, J.-L. & CHAUMAT, L. 2001 Droplet spectra broadening in cumulus clouds. Part I. Broadening in adiabatic cores. *J. Atmos. Sci.* **58** (6), 628–641.
- BRENNER, H. 1961 The slow motion of a sphere through a viscous fluid towards a plane surface. *Chem. Engng Sci.* **16** (3), 242–251.
- CERCIGNANI, C. & DANERI, A. 1963 Flow of a rarefied gas between two parallel plates. *J. Appl. Phys.* **34** (12), 3509–3513.
- CHERRIER, G., BELUT, E., GERARDIN, F., TANIÈRE, A. & RIMBERT, N. 2017 Aerosol particles scavenging by a droplet: microphysical modeling in the Greenfield gap. *Atmos. Environ.* **166**, 519–530.
- CHOWDHURY, M.N., TESTIK, F.Y., HORNACK, M.C. & KHAN, A.A. 2016 Free fall of water drops in laboratory rainfall simulations. *Atmos. Res.* **168**, 158–168.
- CHUN, J., KOCH, D.L., RANI, S.L., AHLUWALIA, A. & COLLINS, L.R. 2005 Clustering of aerosol particles in isotropic turbulence. *J. Fluid Mech.* **536**, 219–251.
- COOLEY, M.D.A. & O'NEILL, M.E. 1969 On the slow motion generated in a viscous fluid by the approach of a sphere to a plane wall or stationary sphere. *Mathematika* **16** (1), 37–49.
- COOPER, W.A. 1989 Effects of variable droplet growth histories on droplet size distributions. Part I. Theory. *J. Atmos. Sci.* **46** (10), 1301–1311.
- COTTON, W.R., BRYAN, G.H. & VAN DEN HEEVER, S.C. 2011 *Storm and Cloud Dynamics: The Dynamics of Clouds and Precipitating Mesoscale Systems*, 2nd edn, International Geophysics Series, vol. 99. Academic Press.
- DAVIS, M.H. 1964 Two charged spherical conductors in a uniform electric field: forces and field strength. *Q. J. Mech. Appl. Math.* **17** (4), 499–511.
- DAVIS, M.H. 1972 Collisions of small cloud droplets: gas kinetic effects. *J. Atmos. Sci.* **29** (5), 911–915.
- DAVIS, M.H. & SARTOR, J.D. 1967 Theoretical collision efficiencies for small cloud droplets in Stokes flow. *Nature* **215** (5108), 1371–1372.
- DAVIS, R.H., SCHONBERG, J.A. & RALLISON, J.M. 1989 The lubrication force between two viscous drops. *Phys. Fluids A: Fluid Dyn.* **1** (1), 77–81.
- DÉPÉE, A., LEMAITRE, P., GELAIN, T., MATHIEU, A., MONIER, M. & FLOSSMANN, A. 2019 Theoretical study of aerosol particle electroscavenging by clouds. *J. Aerosol Sci.* **135**, 1–20.
- ERMAK, D.L. & BUCKHOLZ, H. 1980 Numerical integration of the Langevin equation: Monte Carlo simulation. *J. Comput. Phys.* **35** (2), 169–182.
- ERVENS, B. 2015 Modeling the processing of aerosol and trace gases in clouds and fogs. *Chem. Rev.* **115** (10), 4157–4198.
- FALKOVICH, G., FOUXON, A. & STEPANOV, M.G. 2002 Acceleration of rain initiation by cloud turbulence. *Nature* **419** (6903), 151–154.
- FALKOVICH, G. & PUMIR, A. 2007 Sling effect in collisions of water droplets in turbulent clouds. *J. Atmos. Sci.* **64** (12), 4497–4505.
- FEINGOLD, G. & CHUANG, P.Y. 2002 Analysis of the influence of film-forming compounds on droplet growth: implications for cloud microphysical processes and climate. *J. Atmos. Sci.* **59** (12), 2006–2018.
- FRANKLIN, C.N. 2014 The effects of turbulent collision-coalescence on precipitation formation and precipitation-dynamical feedbacks in simulations of stratocumulus and shallow cumulus convection. *Atmos. Chem. Phys.* **14** (13), 6557–6570.
- FRIEDLANDER, S.K. 1957 Mass and heat transfer to single spheres and cylinders at low Reynolds numbers. *AIChE J.* **3** (1), 43–48.
- FRIEDLANDER, S.K. 2000 *Smoke, Dust, and Haze*. Oxford University Press.
- GHAN, S.J., ABDUL-RAZZAK, H., NENES, A., MING, Y., LIU, X., OVCHINNIKOV, M., SHIPWAY, B., MESKHIDZE, N., XU, J. & SHI, X. 2011 Droplet nucleation: physically-based parameterizations and comparative evaluation. *J. Adv. Model. Earth Syst.* **3** (4), M10001.
- GRABOWSKI, W.W., MORRISON, H., SHIMA, S.-I., ABADE, G.C., DZIEKAN, P. & PAWLOWSKA, H. 2019 Modeling of cloud microphysics: can we do better? *Bull. Am. Meteorol. Soc.* **100** (4), 655–672.
- GRABOWSKI, W.W. & WANG, L.-P. 2013 Growth of cloud droplets in a turbulent environment. *Annu. Rev. Fluid Mech.* **45** (1), 293–324.

- GRASHCHENKOV, S.I. & GRIGORYEV, A.I. 2011 On the interaction forces between evaporating drops in charged liquid-drop systems. *Fluid Dyn.* **46** (3), 437–443.
- GREENFIELD, S.M. 1957 Rain scavenging of radioactive particulate matter from the atmosphere. *J. Atmos. Sci.* **14** (2), 115–125.
- GREGORY, J. 1981 Approximate expressions for retarded van der Waals interaction. *J. Colloid Interface Sci.* **83** (1), 138–145.
- GUAZZELLI, E., MORRIS, J.F. & PIC, S. 2012 *A Physical Introduction to Suspension Dynamics*, Cambridge Texts in Applied Mathematics, vol. 45. Cambridge University Press.
- GUNN, K. & HITSCHFELD, W. 1951 A laboratory investigation of the coalescence between large and small water-drops. *J. Atmos. Sci.* **8** (1), 7–16.
- HABER, S., HETSRONI, G. & SOLAN, A. 1973 On the low Reynolds number motion of two droplets. *Intl J. Multiphase Flow* **1** (1), 57–71.
- HAMAKER, H.C. 1937 The London-Van der Waals attraction between spherical particles. *Physica* **4** (10), 1058–1072.
- HANSEN, J.E., *et al.* 2023 Global warming in the pipeline. *Oxford Open Climate Change* **3** (1), kgad008.
- HAPPEL, J. & BRENNER, H. 1981 *Low Reynolds Number Hydrodynamics*, Mechanics of Fluids and Transport Processes, vol. 1. Springer Netherlands.
- HARRISON, R.G., NICOLL, K.A. & AMBAUM, M.H.P. 2015 On the microphysical effects of observed cloud edge charging. *Q. J. R. Meteorol. Soc.* **141** (692), 2690–2699.
- HESS, M., KOEPKE, P. & SCHULT, I. 1998 Optical properties of aerosols and clouds: the software package OPAC. *Bull. Am. Meteorol. Soc.* **79** (5), 831–844.
- HETSRONI, G. & HABER, S. 1978 Low Reynolds number motion of two drops submerged in an unbounded arbitrary velocity field. *Intl J. Multiphase Flow* **4** (1), 1–17.
- HICKEY, K.A. & LOYALKA, S.K. 1990 Plane Poiseuille flow: rigid sphere gas. *J. Vac. Sci. Technol. A* **8** (2), 957–960.
- HIDY, G.M. 1973 Removal processes of gaseous and particulate pollutants. In *Chemistry of the Lower Atmosphere* (ed. S.I. Rasool), pp. 121–176. Springer US.
- HOCKING, L.M. 1959 The collision efficiency of small drops. *Q. J. R. Meteorol. Soc.* **85** (363), 44–50.
- HOCKING, L.M. 1973 The effect of slip on the motion of a sphere close to a wall and of two adjacent spheres. *J. Engng Math.* **7** (3), 207–221.
- HOCKING, L.M. & JONAS, P.R. 1970 The collision efficiency of small drops. *Q. J. R. Meteorol. Soc.* **96** (410), 722–729.
- JANSONS, K.M. & LISTER, J.R. 1988 The general solution of Stokes flow in a half-space as an integral of the velocity on the boundary. *Phys. Fluids* **31** (6), 1321.
- JEFFREY, D.J. 1992 The calculation of the low Reynolds number resistance functions for two unequal spheres. *Phys. Fluids A: Fluid Dyn.* **4** (1), 16–29.
- JEFFREY, D.J. & ONISHI, Y. 1984 Calculation of the resistance and mobility functions for two unequal rigid spheres in low-Reynolds-number flow. *J. Fluid Mech.* **139**, 261–290.
- JENNINGS, S.G. 1988 The mean free path in air. *J. Aerosol. Sci.* **19** (2), 159–166.
- JONAS, P.R. 1972 The collision efficiency of small drops. *Q. J. R. Meteorol. Soc.* **98** (417), 681–683.
- KESSLER, E. 1969 *On the Distribution and Continuity of Water Substance in Atmospheric Circulations*. American Meteorological Society.
- KHAIN, A., OVTCHINNIKOV, M., PINSKY, M., POKROVSKY, A. & KRUGLIAK, H. 2000 Notes on the state-of-the-art numerical modeling of cloud microphysics. *Atmos. Res.* **55** (3–4), 159–224.
- KHAIN, A.P., *et al.* 2015 Representation of microphysical processes in cloud-resolving models: spectral (bin) microphysics versus bulk parameterization. *Rev. Geophys.* **53** (2), 247–322.
- KLETT, J.D. 1975 A class of solutions to the steady-state, source-enhanced, kinetic coagulation equation. *J. Atmos. Sci.* **32** (2), 380–389.
- KLETT, J.D. & DAVIS, M.H. 1973 Theoretical collision efficiencies of cloud droplets at small Reynolds numbers. *J. Atmos. Sci.* **30** (1), 107–117.
- KREIDENWEIS, S.M., PETTERS, M. & LOHMANN, U. 2019 100 years of progress in cloud physics, aerosols, and aerosol chemistry research. *Meteorol. Monogr.* **59**, 11.1–11.72.
- KRUEGER, S.K. 2020 Technical note: Equilibrium droplet size distributions in a turbulent cloud chamber with uniform supersaturation. *Atmos. Chem. Phys.* **20** (13), 7895–7909.
- LAMB, H. 1911 On the uniform motion of a sphere through a viscous fluid. *Lond. Edinb. Dublin Phil. Mag. J. Sci.* **21** (121), 112–121.
- LANGMUIR, I. 1948 The production of rain by a chain reaction in cumulus clouds at temperatures above freezing. *J. Atmos. Sci.* **5** (5), 175–192.

## Drop collision rate between diffusive and inertial regimes

- LASHER-TRAPP, S.G., COOPER, W.A. & BLYTH, A.M. 2002 Measurements of ultragiant aerosol particles in the atmosphere from the small cumulus microphysics study. *J. Atmos. Ocean. Technol.* **19** (3), 402–408.
- LEVIN, Z., NEIBURGER, M. & RODRIGUEZ, L. 1973 Experimental evaluation of collection and coalescence efficiencies of cloud drops. *J. Atmos. Sci.* **30** (5), 944–946.
- LI SING HOW, M., KOCH, D.L. & COLLINS, L.R. 2021 Non-continuum tangential lubrication gas flow between two spheres. *J. Fluid Mech.* **920**, A2.
- LOW, T.B. & LIST, R. 1982 Collision, coalescence and breakup of raindrops. Part I. Experimentally established coalescence efficiencies and fragment size distributions in breakup. *J. Atmos. Sci.* **39** (7), 1591–1606.
- MAGNUSSON, G., DUBEY, A., KEARNEY, R., BEWLEY, G.P. & MEHLIG, B. 2022 Collisions of micron-sized charged water droplets in still air. *Phys. Rev. Fluids* **7** (4), 043601.
- MAUDE, A.D. 1961 End effects in a falling-sphere viscometer. *Br. J. Appl. Phys.* **12** (6), 293–295.
- MAXEY, M.R. & RILEY, J.J. 1983 Equation of motion for a small rigid sphere in a nonuniform flow. *Phys. Fluids* **26** (4), 883–889.
- MCFARQUHAR, G.M. 2022 Rainfall microphysics. In *Rainfall: Modeling, Measurement and Applications* (ed. R. Morbidelli), pp. 1–26. Elsevier.
- MELLADO, J.P. 2017 Cloud-top entrainment in stratocumulus clouds. *Annu. Rev. Fluid Mech.* **49** (1), 145–169.
- MORDANT, N. & PINTON, J.-F. 2000 Velocity measurement of a settling sphere. *Eur. Phys. J. B* **18** (2), 343–352.
- MORRISON, H., *et al.* 2020 Confronting the challenge of modeling cloud and precipitation microphysics. *J. Adv. Model. Earth Syst.* **12** (8), e2019MS001689.
- OCHS, H.T. III & BEARD, K.V. 1984 Laboratory measurements of collection efficiencies for accretion. *J. Atmos. Sci.* **41** (5), 863–867.
- OCHS, H.T. & CZYS, R.R. 1987 Charge effects on the coalescence of water drops in free fall. *Nature* **327** (6123), 606–608.
- O'NEILL, M.E. & MAJUMDAR, R. 1970 Asymmetrical slow viscous fluid motions caused by the translation or rotation of two spheres. Part I. The determination of exact solutions for any values of the ratio of radii and separation parameters. *Z. Angew. Math. Phys.* **21** (2), 164–179.
- PEARCEY, T. & HILL, G.W. 1957 A theoretical estimate of the collection efficiencies of small droplets. *Q. J. R. Meteorol. Soc.* **83** (355), 77–92.
- PICKNETT, R.G. 1960 Collection efficiencies for water drops in air. *Intl J. Air Pollut.* **3**, 160–167.
- PINSKY, M., KHAIN, A. & SHAPIRO, M. 2001 Collision efficiency of drops in a wide range of Reynolds numbers: effects of pressure on spectrum evolution. *J. Atmos. Sci.* **58**, 23.
- PINSKY, M.B. & KHAIN, A.P. 1997 Turbulence effects on droplet growth and size distribution in clouds: a review. *J. Aerosol. Sci.* **28** (7), 1177–1214.
- PINSKY, M.B. & KHAIN, A.P. 2002 Effects of in-cloud nucleation and turbulence on droplet spectrum formation in cumulus clouds. *Q. J. R. Meteorol. Soc.* **128** (580), 501–533.
- PRUPPACHER, H.R. & KLETT, J.D. 2010 *Microphysics of Clouds and Precipitation*. Springer Netherlands.
- PUMIR, A. & WILKINSON, M. 2016 Collisional aggregation due to turbulence. *Annu. Rev. Condens. Matter Phys.* **7** (1), 141–170.
- REED, L.D. & MORRISON, F.A. 1974 Particle interactions in viscous flow at small values of Knudsen number. *J. Aerosol. Sci.* **5** (2), 175–189.
- REYSSAT, É., CHEVY, F., BIANCHE, A.-L., PETITJEAN, L. & QUÉRÉ, D. 2007 Shape and instability of free-falling liquid globules. *Europhys. Lett.* **80** (3), 34005.
- RISKEN, H. & FRANK, T. 1989 *The Fokker–Planck Equation - Methods of Solution and Applications*, 2nd edn, Springer Series in Synergetics, vol. 18. Springer Berlin Heidelberg.
- ROSA, B., WANG, L.-P., MAXEY, M.R. & GRABOWSKI, W.W. 2011 An accurate and efficient method for treating aerodynamic interactions of cloud droplets. *J. Comput. Phys.* **230** (22), 8109–8133.
- ROSENFELD, D. & LENSKY, I.M. 1998 Satellite-based insights into precipitation formation processes in continental and maritime convective clouds. *Bull. Am. Meteorol. Soc.* **79** (11), 2457–2476.
- ROTHER, M.A., STARK, J.K. & DAVIS, R.H. 2022 Gravitational collision efficiencies of small viscous drops at finite Stokes numbers and low Reynolds numbers. *Intl J. Multiphase Flow* **146**, 103876.
- ROTHER, M.A., ZINCHENKO, A.Z. & DAVIS, R.H. 1997 Buoyancy-driven coalescence of slightly deformable drops. *J. Fluid Mech.* **346**, 117–148.
- SAFFMAN, P.G.F. & TURNER, J.S. 1956 On the collision of drops in turbulent clouds. *J. Fluid Mech.* **1** (1), 16–30.
- SAJO, E. 2008 Evaluation of the exact coagulation kernel under simultaneous Brownian motion and gravitational settling. *Aerosol. Sci. Technol.* **42** (2), 134–139.

- SALAZAR, J.P.L.C. & COLLINS, L.R. 2012 Inertial particle relative velocity statistics in homogeneous isotropic turbulence. *J. Fluid Mech.* **696**, 45–66.
- SARTOR, J.D. 1960 Some electrostatic cloud-droplet collision efficiencies. *J. Geophys. Res. (1896–1977)* **65** (7), 1953–1957.
- SARTOR, J.D. 1967 The role of particle interactions in the distribution of electricity in thunderstorms. *J. Atmos. Sci.* **24** (6), 601–615.
- SCHLAMP, R.J., GROVER, S.N., PRUPPACHER, H.R. & HAMIELEC, A.E. 1976 A numerical investigation of the effect of electric charges and vertical external electric fields on the collision efficiency of cloud drops. *J. Atmos. Sci.* **33** (9), 1747–1755.
- SCHMIDT, G.A., *et al.* 2023 CERESMIP: A climate modeling protocol to investigate recent trends in the Earth's energy imbalance. *Front. Clim.* **5**, 1202161.
- SCHOTLAND, R.M. 1957 The collision efficiency of cloud drops of equal size. *J. Atmos. Sci.* **14** (5), 381–385.
- SHAFRIR, U. & NEIBURGER, M. 1963 Collision efficiencies of two spheres falling in a viscous medium. *J. Geophys. Res. (1896–1977)* **68** (13), 4141–4147.
- SHAW, R.A. 2003 Particle-turbulence interactions in atmospheric clouds. *Annu. Rev. Fluid Mech.* **35** (1), 183–227.
- SHIMA, S.-I., KUSANO, K., KAWANO, A., SUGIYAMA, T. & KAWAHARA, S. 2009 Super-droplet method for the numerical simulation of clouds and precipitation: a particle-based microphysics model coupled with non-hydrostatic model. *Q. J. R. Meteorol. Soc.* **135** (642), 1307–1320.
- SIEBERT, H., GERASHCHENKO, S., GYLFASSON, A., LEHMANN, K., COLLINS, L.R., SHAW, R.A. & WARHAFT, Z. 2010 Towards understanding the role of turbulence on droplets in clouds: in situ and laboratory measurements. *Atmos. Res.* **97** (4), 426–437.
- SIMONS, S., WILLIAMS, M.M.R. & CASSELL, J.S. 1986 A kernel for combined Brownian and gravitational coagulation. *J. Aerosol. Sci.* **17** (5), 789–793.
- SLINN, W.G.N. 1977 Some approximations for the wet and dry removal of particles and gases from the atmosphere. *Water Air Soil Pollut.* **7** (4), 513–543.
- STIMSON, M. & JEFFERY, G.B. 1926 The motion of two spheres in a viscous fluid. *Proc. R. Soc. Lond. A* **111** (757), 110–116.
- SUNDARARAJAKUMAR, R.R. & KOCH, D.L. 1996 Non-continuum lubrication flows between particles colliding in a gas. *J. Fluid Mech.* **313**, 283–308.
- SZUMOWSKI, M.J., RAUBER, R.M. & OCHS, H.T. 1999 The microphysical structure and evolution of Hawaiian rainband clouds. Part III. A test of the ultragiant nuclei hypothesis. *J. Atmos. Sci.* **56** (12), 1980–2003.
- TAKAHASHI, T. 1973 Measurement of electric charge of cloud droplets, drizzle, and raindrops. *Rev. Geophys.* **11** (4), 903–924.
- TELFORD, J.W. & THORNDIKE, N.S.C. 1961 Observations of small drop collisions. *J. Atmos. Sci.* **18** (3), 382–387.
- TESTIK, F.Y., BARROS, A.P. & BLIVEN, L.F. 2011 Toward a physical characterization of raindrop collision outcome regimes. *J. Atmos. Sci.* **68** (5), 1097–1113.
- TESTIK, F.Y. & RAHMAN, M.K. 2017 First in situ observations of binary raindrop collisions. *Geophys. Res. Lett.* **44** (2), 1175–1181.
- TINSLEY, B.A. 2010 Electric charge modulation of aerosol scavenging in clouds: rate coefficients with Monte Carlo simulation of diffusion. *J. Geophys. Res. Atmos.* **115**, D23211.
- TINSLEY, B.A. & LEDDON, D.B. 2013 Charge modulation of scavenging in clouds: extension of Monte Carlo simulations and initial parameterization. *J. Geophys. Res. Atmos.* **118** (15), 8612–8624.
- TINSLEY, B.A. & ZHOU, L. 2015 Parameterization of aerosol scavenging due to atmospheric ionization. *J. Geophys. Res. Atmos.* **120** (16), 8389–8410.
- TOSCHI, F. & BODENSCHATZ, E. 2009 Lagrangian properties of particles in turbulence. *Annu. Rev. Fluid Mech.* **41** (1), 375–404.
- TWOMEY, S. 1959 The nuclei of natural cloud formation part II: the supersaturation in natural clouds and the variation of cloud droplet concentration. *Geofis. Pura Appl.* **43** (1), 243–249.
- VAILLANCOURT, P.A. & YAU, M.K. 2000 Review of particle-turbulence interactions and consequences for cloud physics. *Bull. Am. Meteorol. Soc.* **81** (2), 285–298.
- VAILLANCOURT, P.A., YAU, M.K., BARTELLO, P. & GRABOWSKI, W.W. 2002 Microscopic approach to cloud droplet growth by condensation. Part II. Turbulence, clustering, and condensational growth. *J. Atmos. Sci.* **59** (24), 3421–3435.
- VILLERMAUX, E. 2007 Fragmentation. *Annu. Rev. Fluid Mech.* **39** (1), 419–446.
- VILLERMAUX, E. & BOSSA, B. 2009 Single-drop fragmentation determines size distribution of raindrops. *Nat. Phys.* **5** (9), 697–702.

## Drop collision rate between diffusive and inertial regimes

- VOHL, O., MITRA, S.K., WURZLER, S., DIEHL, K. & PRUPPACHER, H.R. 2007 Collision efficiencies empirically determined from laboratory investigations of collisional growth of small raindrops in a laminar flow field. *Atmos. Res.* **85** (1), 120–125.
- VOBKUHLE, M., PUMIR, A., LÉVÊQUE, E. & WILKINSON, M. 2014 Prevalence of the sling effect for enhancing collision rates in turbulent suspensions. *J. Fluid Mech.* **749**, 841–852.
- WANG, L.-P., AYALA, O. & GRABOWSKI, W.W. 2005 Improved formulations of the superposition method. *J. Atmos. Sci.* **62** (4), 1255–1266.
- WILKINSON, M. 2016 Large deviation analysis of rapid onset of rain showers. *Phys. Rev. Lett.* **116** (1), 018501.
- WILKINSON, M., MEHLIG, B. & BEZUGLYY, V. 2006 Caustic activation of rain showers. *Phys. Rev. Lett.* **97** (4), 048501.
- WOODCOCK, A.H. 1953 Salt nuclei in marine air as a function of altitude and wind force. *J. Atmos. Sci.* **10** (5), 362–371.
- WOODS, J.D. & MASON, B.J. 1964 Experimental determination of collection efficiencies for small water droplets in air. *Q. J. R. Meteorol. Soc.* **90** (386), 373–381.
- WOODS, J.D. & MASON, B.J. 1965 The wake capture of water drops in air. *Q. J. R. Meteorol. Soc.* **91** (387), 35–43.
- XUE, Y., WANG, L.-P. & GRABOWSKI, W.W. 2008 Growth of cloud droplets by turbulent collision–coalescence. *J. Atmos. Sci.* **65** (2), 331–356.
- YIANTSIOS, S.G. & DAVIS, R.H. 1991 Close approach and deformation of two viscous drops due to gravity and van der Waals forces. *J. Colloid Interface Sci.* **144** (2), 412–433.
- YING, R. & PETERS, M.H. 1989 Hydrodynamic interaction of two unequal-sized spheres in a slightly rarefied gas: resistance and mobility functions. *J. Fluid Mech.* **207**, 353–378.
- ZHANG, L., TINSLEY, B.A. & ZHOU, L. 2018 Parameterization of in-cloud aerosol scavenging due to atmospheric ionization. Part 3. Effects of varying droplet radius. *J. Geophys. Res. Atmos.* **123** (18), 10546–10567.
- ZHANG, X., BASARAN, O.A. & WHAM, R.M. 1995 Theoretical prediction of electric field-enhanced coalescence of spherical drops. *AIChE J.* **41** (7), 1629–1639.
- ZINCHENKO, A.Z. & DAVIS, R.H. 1994 Gravity-induced coalescence of drops at arbitrary Péclet numbers. *J. Fluid Mech.* **280**, 119–148.
- ZINCHENKO, A.Z. & DAVIS, R.H. 1995 Collision rates of spherical drops or particles in a shear flow at arbitrary Péclet numbers. *Phys. Fluids* **7** (10), 2310–2327.
- ZINCHENKO, A.Z., ROTHER, M.A. & DAVIS, R.H. 1997 A novel boundary-integral algorithm for viscous interaction of deformable drops. *Phys. Fluids* **9** (6), 1493–1511.