



HAL
open science

Degradation of chlordecone and β -HCH by photolysis and photo-Fenton processes

Germán Cruz-González, Carine Julcour, Hélène Chaumat, Valérie Bourdon, Felipe Ramon Portugal, Ulises Jauregui-Haza

► **To cite this version:**

Germán Cruz-González, Carine Julcour, Hélène Chaumat, Valérie Bourdon, Felipe Ramon Portugal, et al.. Degradation of chlordecone and β -HCH by photolysis and photo-Fenton processes. ECCE 10, Sep 2015, Nice, France. hal-04775399

HAL Id: hal-04775399

<https://hal.science/hal-04775399v1>

Submitted on 10 Nov 2024

HAL is a multi-disciplinary open access archive for the deposit and dissemination of scientific research documents, whether they are published or not. The documents may come from teaching and research institutions in France or abroad, or from public or private research centers.

L'archive ouverte pluridisciplinaire **HAL**, est destinée au dépôt et à la diffusion de documents scientifiques de niveau recherche, publiés ou non, émanant des établissements d'enseignement et de recherche français ou étrangers, des laboratoires publics ou privés.

DEGRADATION OF CHLORDECONE AND β -HCH BY PHOTOLYSIS AND PHOTO-FENTON PROCESSES

Germán Cruz González^{1,2,3}, Carine Julcour^{1,2}, H  l  ne Chaumat^{1,2}, Val  rie Bourdon⁴, Felipe Ramon Portugal⁵, Ulises J  uregui-Haza³, Henri Delmas^{1,2}

¹Universit   de Toulouse, INPT, UPS, LGC, 4, All  e Emile Monso, BP 84234, F-31432 Toulouse cedex 4, France, ²CNRS, Laboratoire de G  nie Chimique, BP 84234, F-31432 Toulouse cedex 4, France, ³Instituto Superior de Tecnolog  as y Ciencias Aplicadas, Ave. Salvador Allende y Luaces, Quinta de los Molinos, La Habana, Cuba, ⁴Service Commun de Spectrom  trie de Masse, Universit   Paul Sabatier, Porte 157, B  timent 2R1, 118, route de Narbonne, 31062 Toulouse Cedex 09, France, ⁵UMR CNRS/UPS/ENFA 5174 "Evolution et Diversit   Biologique",   cole Nationale de Formation Agronomique, 2, Route de Narbonne, BP 22687, Auzeville Tolosane, 31 326 Castanet Cedex, France.

Context

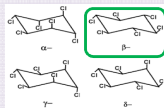


Banana weevil larva

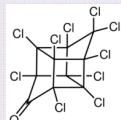
From the 1960s to the 1990s: Use of chlordecone (CLD) and beta-hexachlorocyclohexane (β -HCH) as pesticides



Intensive use of chlorinated pesticides in the banana-producing areas of Guadeloupe \rightarrow Soil and water contamination



HCH (C₆H₆Cl₆): isomeric mixtures



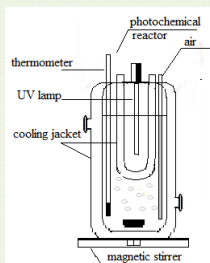
CLD (C₁₀Cl₁₀O)

Highly stable chloro-organic products
Acute toxicity (suspected as human carcinogens)

***Objective: To evaluate the degradation of CLD and β -HCH in aqueous solution by photolysis, Fenton and photo-Fenton processes.**

Materials and methods

Photochemical reactor and operating conditions:



Experimental set-up for photolysis and (photo-)Fenton oxidation (V_L = 0.7 L)

- ✓ Initial pollutant concentration: 1 mg L⁻¹
- ✓ Temperature: 30(±1)°C
- ✓ UV source: medium-pressure mercury vapor lamp (450W, Hannovia) in quartz immersion well.
- ✓ Of total energy radiated, approximately 40-48% is in the ultraviolet portion of the spectrum, 40-43% in the visible, the balance in the infrared
- ✓ Maximum absorbance of molecules: CLD= 320 nm, β -HCH= 320 nm
- ✓ Fenton's reagent: H₂O₂ (30% sol.) / FeSO₄·7H₂O as ferrous ion source
- ✓ pH: 2.6
- ✓ samples treated with a quenching solution (MeOH:sample = 1:1) and centrifuged prior to analysis when iron is used

Liquid chromatography analysis:



Chemical analysis: LC-MS/MS

Detector: Mass spectrometry (triple quadrupole MS/MS)	Followed transitions: CLD: 506.85 [M+OH] ⁻ β -HCH: 321.8 [M+O ₂] ⁻
Ionization: Atmospheric pressure chemical ionization (APCI), negative mode	Mode: MRM (Multiple Reactions Monitoring)
Column: Waters C18 Xbridge, 3.5 μ m, 3*100mm T = 50°C	*external calibration was used

Conclusions and perspectives

Photolytic degradation of chlordecone (69 %) and β -HCH (>99 %) in aqueous solution within 5 hours

\rightarrow Intermediates to be identified (by GC-MS/MS)

No apparent oxidation by free radical mechanism \rightarrow Other conditions (higher [H₂O₂]) and oxidant (O₃) to be investigated

Acknowledgements

The authors thank InSTEC-Cuba (TATARCOP project), INP-Toulouse, France Embassy in Cuba and Campus France (FSP-Cuba) for financial support

State of art

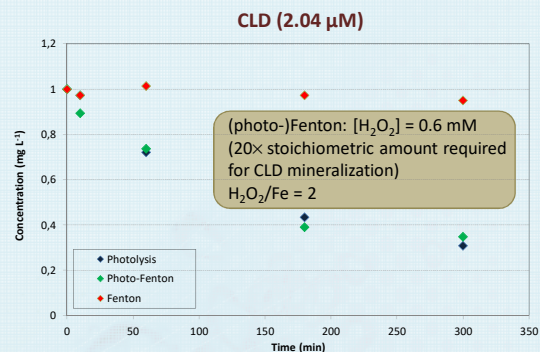
Only reports on lindane (γ -HCH) remediation

- Photolysis: promotion of γ -HCH transformation by α -Fe₂O₃ and inhibition in the presence of dissolved organic matter. (Fu et al., Langmuir, 2004)

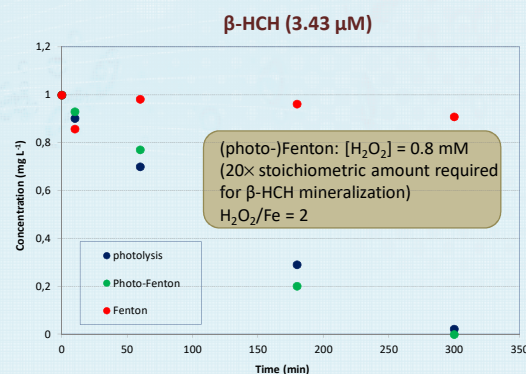
- UV/H₂O₂: 90% conversion in 4 minutes for 0.26 μ M of γ -HCH and 1 mM of H₂O₂ (Nienow et al., Chemosphere, 2008)

- Photo-Fenton: 95% conversion in 2 hours for 3.47 μ M of γ -HCH and 29.41 mM of H₂O₂ with H₂O₂/Fe=20 (Nitoi et al., J. Ind. Eng. Chem., 2013)

Results and discussion



- ✓ Degradation by photolysis only
- ✓ No (additional) effect of either Fe²⁺/H₂O₂ or UV/H₂O₂ in the investigated conditions



- ✓ Faster photolytic degradation than for CLD
- ✓ As for CLD, no appreciable oxidation by H₂O₂ based processes