



HAL
open science

MOROCCAN TRADITIONAL FERMENTED DAIRY PRODUCTS: CURRENT PROCESSING PRACTICES AND PHYSICOCHEMICAL AND MICROBIOLOGICAL PROPERTIES - A REVIEW

Ghita Benkirane, Samir Ananou, Emilie Dumas, Sami Ghnimi, Adem Gharsallaoui

► To cite this version:

Ghita Benkirane, Samir Ananou, Emilie Dumas, Sami Ghnimi, Adem Gharsallaoui. MOROCCAN TRADITIONAL FERMENTED DAIRY PRODUCTS: CURRENT PROCESSING PRACTICES AND PHYSICOCHEMICAL AND MICROBIOLOGICAL PROPERTIES - A REVIEW. *Journal of Microbiology, Biotechnology and Food Sciences*, 2022, pp.e5636. 10.55251/jmbfs.5636. hal-04771145

HAL Id: hal-04771145

<https://hal.science/hal-04771145v1>

Submitted on 7 Nov 2024

HAL is a multi-disciplinary open access archive for the deposit and dissemination of scientific research documents, whether they are published or not. The documents may come from teaching and research institutions in France or abroad, or from public or private research centers.

L'archive ouverte pluridisciplinaire **HAL**, est destinée au dépôt et à la diffusion de documents scientifiques de niveau recherche, publiés ou non, émanant des établissements d'enseignement et de recherche français ou étrangers, des laboratoires publics ou privés.



Distributed under a Creative Commons Attribution 4.0 International License

MOROCCAN TRADITIONAL FERMENTED DAIRY PRODUCTS: CURRENT PROCESSING PRACTICES AND PHYSICOCHEMICAL AND MICROBIOLOGICAL PROPERTIES - A REVIEW

Ghita Benkirane^{1,2}, Samir Ananou^{*1}, Emilie Dumas², Sami Ghnimi², Adem Gharsallaoui²

Address(es):

¹Laboratoire de Biotechnologie Microbienne et Molécules Bioactives, Faculté des Sciences et Techniques, Université Sidi Mohamed Ben Abdellah, Route Immouzer BP 2202, Fez, Morocco.

²Laboratoire d'Automatique, de Génie des Procédés et de Génie Pharmaceutique. Université Claude Bernard Lyon 1, CNRS 5007, 69622 Villeurbanne, France.

*Corresponding author: samir.ananou@usmba.ac.ma

<https://doi.org/10.55251/jmbfs.5636>

ARTICLE INFO

Received 15. 12. 2021

Revised 7. 5. 2022

Accepted 23. 5. 2022

Published 1. 8. 2022

Review



ABSTRACT

Milk is an important source of energy and a wide range of vital nutrients, but can also harbor a variety of microorganisms that can be important sources of foodborne diseases. Storage conditions and poor processing of raw milk can lead to spoilage and reduced food safety. Indeed, the role of milk fermentation is to mitigate the impact of these conditions by enhancing shelf life and food safety. Traditional fermented dairy products are widely distributed in Morocco and rely on product specific microbiota responsible for texture, aroma and flavor. Therefore, the knowledge of indigenous microbiota of Moroccan raw milk and fermented dairy products can be of great interest in preservation of Moroccan traditional dairy products. The traditional dairy products included in this review are *Lben* (a fermented milk), *Rayeb* (a coagulated fermented milk), *Zebda beldiya* (a raw fresh butter), *Smen* (a fermented butter), and *Jben* (a fresh cheese). Other products were referred as *Lfrik* (a fermented camel milk) and *Klila* (a hard cheese). Little information is available on the general characteristics and processing practices of these traditional fermented dairy products. Therefore, this review will provide a brief overview of available data about artisanal dairy products preparation, and physicochemical and microbiological characteristics.

Keywords: Moroccan fermented dairy foods, *Lben*, *Rayeb*, *Zebda beldiya*, *Smen*, *Jben*, *Lfrik*

INTRODUCTION

Milk is an important source of nutrients that can be obtained from a wide variety of animals like cows, sheep, goats and buffalo, as well as humans. Milk delivers high nutrient contents including proteins, vitamins, carbohydrates, minerals, fats and essential amino acids. Milk is often consumed as raw as well as in the form of fermented dairy products for an extended shelf life (Jans *et al.*, 2017).

Fermentation process is one of the oldest and most economical technology for producing and preserving foods as well as improving their nutritional values and sensory properties (García-Burgos *et al.*, 2020; Marco *et al.*, 2017; Rasane *et al.*, 2017). It has been practiced since olden times as a low cost effective method to ensure the longevity of products (beverages and foods) (Gadaga *et al.*, 1999). Traditional fermented foods are defined as foods prepared by indigenous people from animal or plant materials, using their skillful technology and inherited knowledge (Rawat *et al.*, 2018). They can be manufactured by the action of native microorganisms or by the addition of starter cultures containing microorganisms able to convert the substrates into socially and ethically edible products suitable for the local population (Koutinas, 2017).

Fermented dairy products are consumed worldwide, and are a vital components of human diets in many parts of the world (Rasane *et al.*, 2017). Their manufacturing process consists on following the fermentation of milk by a particular group of microorganisms, which results in a decrease of pH and a subsequent coagulation of milk proteins (Hallén, 2008). Most commonly found microorganisms in fermented dairy products are Lactic acid bacteria (LAB). The fermentation action of LAB is widely known to have a crucial role in the preservation and the production of nutritious fermented foods (Satish Kumar *et al.*, 2013).

In recent years, fermented dairy products have experienced a substantial increase due to their high nutritional and health related benefits including the prevention of lactose intolerance and accumulation of galactose (Shiby & Mishra, 2013), due to the action of LAB, which lead to the removal of lactose and galactose. They are also supportive in preventing the gastrointestinal infections as well as reducing serum cholesterol levels (Rasane *et al.*, 2017). In addition, fermented dairy products are beneficial for maintaining a healthy configuration of the celiac microbiota (Kok & Hutkins, 2018). The latter has a crucial protective effect against many diseases and can support physiological homeostasis (Rawat *et al.*, 2018). Fermented dairy products play also a vital role in enhancement of whole quality, aroma and taste of the milk (Sanlier *et al.*, 2019) as well as improvement

of the bioavailability of essential nutrients such as vitamins, amino acids and minerals.

Located in northern Africa, Morocco has a long and ancient tradition in dairy products consumption. Its eating habits, based on vegetables, cereals and animal products, contribute to low prevalence of cardiovascular diseases and obesity (Mehio Sibai *et al.*, 2011; Srairi *et al.*, 2013). Since the independence era (early 1960s), the country has experienced a rapid demographic growth coupled with diet changes. As a result, a sharp increase in food demand has occurred, especially in animal products like meat and dairy products (Lampietti *et al.*, 2011). The latter have an important place in the traditional diet of Moroccan people and are part of the main staple foods (Srairi *et al.*, 2013).

Fermented dairy products in Morocco have an important place in the traditional diet, not only because they serve as a milk preservation form, but also meet the need for diversifying milk products, while contributing to enhance the digestibility, functionality as well as the nutritional profile of milk.

Milk in Morocco comes from four different sources including cows, sheep, goats and camels. According to the Food and Agriculture Organization corporate statistical Database (FAOSTAT, 2021), Morocco was home to an estimated 3.31 million cattle, 5.93 million goats, 21.59 million sheep and 60 thousand camels. Total national milk production has more than doubled in 25 years, going from 513 thousand tons in 1975 to 1.25 million tons in 2000. This production continued to grow very rapidly to reach 2.64 million tons in 2019. The average milk yield in the same year was estimated at 1.46, 0.03, 0.028 and 0.27 tons.year⁻¹ for cows, sheep, goats and camels, respectively (FAOSTAT, 2021).

The milk in Morocco is processed both by approved industries and by a multitude of small traditional traders working in small dairy shops locally known as "Mahlabas". They are mainly located in popular suburbs in large cities where around 10 to 15% of Moroccan raw milk are processed (Srairi *et al.*, 2013). In these traditional urban dairies, raw milk can be sold out fresh or converted into traditional fermented dairy products, which are an integral part of the Moroccan heritage.

Because of their refreshing qualities, these traditional fermented dairy products are very popular in the country and are highly appreciated and consumed. The most popular Moroccan fermented milk products manufactured using traditional methods are *Lben* (a fermented milk), *Rayeb* (a coagulated milk), *Zebda beldiya* (a raw fresh butter), *Smen* (a fermented butter) and *Jben* (a fresh cheese). Other products were referred as *Lfrik* (a fermented camel milk) and *Klila* (a hardened

cheese obtained by dehydrating the curd from *Lben*). Their physicochemical properties are similar to those commercially produced yogurt, fresh cheese and butter. They are basically manufactured by allowing the raw milk to ferment naturally at ambient temperature for 1 to 3 days depending on the season. The coagulated milk *Rayeb* is thus obtained. It can be consumed as is or churned in an earthen jar to separate *Lben* from *Zebda beldiya*. The latter is transformed into salted butter *Smen* and consumed as a food additive. *Jben* is produced by placing *Rayeb* in a cloth at ambient temperature and draining the whey. With regard to *Lfrik*, this one is obtained by the spontaneous fermentation of camel milk at ambient temperature. *Klila* is produced by heating *Lben* until curdling. The overview of these indigenous fermented dairy products is represented in Figure 1.

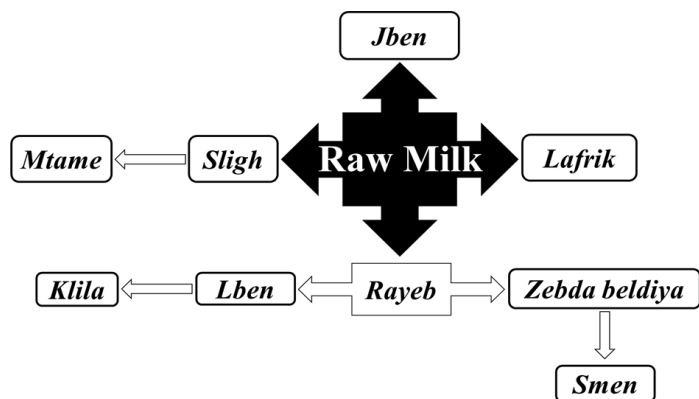


Figure 1 Schematic illustration of production of principal Moroccan traditional fermented dairy products.

Consumers in all over the world demand for dairy products of high quality, hygiene, standards and proper presentation (Zalalem & Faye, 2013). A good hygienic quality of milk is necessary for producing fermented dairy products of good quality and adequate shelf life (Pathot, 2019). The quality control of milk and fermented milk products mainly addresses chemical and microbiological composition. The chemical composition, in particular fat content is usually used as quality test (Zalalem & Faye, 2013). The density of milk is also used to test the addition of water to milk or removal of fats (Ebner et al., 2017). Free fatty acids (FFAs) and peroxide values (PV) serve as an indicators of rancidity of butter (Esfarjani et al., 2019).

The microbial content of milk and fermented dairy products is a major feature in determining their quality. On the one hand, milk and traditionally fermented dairy products are generally a major source of microorganisms that are important in the dairy industry due to the desirable flavors and physical characteristics they produce during their manufacture (Zalalem & Faye, 2013). On the other hand, dairy products may become contaminated with spoilage and pathogen germs or microbial toxins and thereby serve as vehicles for several diseases to consumers (Cancino-Padilla et al., 2017). They are also able to cause physical defects and off flavors in dairy products (Marchand et al., 2017).

Several factors may have a significant influence on the microbial composition of milk and traditionally made dairy products including health status of the animal, origin and quality of milk, environmental conditions such as temperature, manufacturing and sanitary conditions as well as geographic location (Oudghiri, 2009; Owusu-Kwarteng et al., 2020).

While the knowledge on the hygienic aspects of the most popular Moroccan fermented dairy products and raw milk has been widely discussed (El Marmissi et al., 2013; Filali, 2018; Hnini et al., 2018; Mennane et al., 2007a), few studies have addressed the characterization and identification of their microbiota. In fact, a thorough identification of the microbiota of these products can be useful in order to establish and preserve the microbial species diversity of Moroccan dairy products, as well as the selection of appropriate starter cultures for dairy fermentation (Oudghiri et al., 2005). Thus, this review is intended to provide the current status of knowledge from available data of the main microbiota identified in Moroccan raw milk and traditional fermented dairy products. The review also summarizes research results on the physicochemical properties of these products, as well as their indigenous manufacturing process.

Moroccan traditional fermented dairy products

Raw milk

The Codex Alimentarius defines milk as normal mammary secretion from milking animals obtained from one or more milkings, without any addition or subtraction, intended for consumption as milk liquid or further processing (CODEX STAN 206-1999, 1999). Milk is considered as a nutritious food for humans and also constitutes a favorable environment for microbial growth, including spoilage and food-borne pathogens (Chye et al., 2004).

Over the past decade, the traditional Moroccan diet -which was previously characterized by high consumption of cereals and vegetables and a low consumption of meat and dairy products- is rapidly transforming into a westernized diet (El Kinany et al., 2020). One of the most nutritional changes was the increasing consumption of dairy products (103 g/person/day) (FAO, 2011).

In Morocco, several animal species like cow, goat, sheep and camel provide milk for human consumption. The national milk production in 2019 was estimated in 2550000, 45935, 35512 and 8860 tones for cows, goats, sheep and camels, respectively (FAOSTAT, 2021). Cow's milk is considered as the most common in terms of availability and quantity produced.

Cow's milk is considered as a staple in many diets, healthy drink and its consumption is associated with a quality diet. It provides an easily accessible matrix containing a wide variety of essential nutrients such as vitamins, minerals and easily digestible proteins, which are essential for all body functions (Steijns, 2008). It is sold at 6 MAD (Moroccan Dirham).L⁻¹.

Along with meats, grains, fruits and vegetables foods, dairy products are nutrient dense foods, providing many nutrients that are relatively low in energy and are considered as essential for health throughout the life cycle (Drewnowski, 2005). Furthermore, their consumption is also associated with beneficial effects on human health (Mitsui et al., 2007).

Also, milk and dairy products have served as functional food ingredients vectors including fatty acids, phytosterols and various probiotics. In addition, these products are a rich source for the development of large variety of innovative health promoting ingredients, which find their way onto market like "dietary supplements" (Michaelidou & Steijns, 2006). Furthermore, milk proteins are preferentially introduced into special formula intended to reconstruction of muscle mass and tissues for infantile, aged, athletes, and hospital patients (Steijns, 2008).

Moroccan traditional fermented dairy products

Morocco has a wide range of traditional fermented dairy products included in consumers habits and highly appreciated (Benkerroum & Tamime, 2004). Their nature depends on type of milk used, pretreatments, fermentation conditions and subsequent treatments. The dairy production enjoys a very special status in agricultural sector and development plans. In addition to income generation opportunities, it contributes to supply of food for Moroccan population, in full demographic development, and whose consumers habits are evolving towards more quality products in dietary protein (Sraïri et al., 2005).

Lben

The traditional Moroccan *Lben* is a fermented milk obtained by spontaneous fermentation mainly of cow's milk, or in smaller quantities of goat's, camel's or sheep's milk. Therefore, these minority milks are used alone or in combination with cow's milk (Benkerroum & Tamime, 2004; Tantaoui-Elaraki & El Marrakchi, 1987). It is sold at 5 MAD.L⁻¹.

In order to prepare *Lben*, raw milk is placed in an earthenware jar or in a goat leather bag called "*Checoua*" and kept at room temperature for 24-72h - depending on the temperature during the summer and winter, respectively- until souring and coagulation occurs (Samet-Bali et al., 2012). After coagulation, the resulting product is called *Rayeb*, which is separated after vigorously shaking -during 30 to 40 min- into *Lben* and *Zebda beldiya* (raw butter) (Benkerroum & Tamime, 2004; Tantaoui-Elaraki & El Marrakchi, 1987). Finally, *Lben* is added with 10% of water to facilitate butter recovery (water is added cold or hot depending on ambient temperature to bring the temperature of the whole to a level suitable for collecting the grains of butter).

Traditional Moroccan *Lben* usually lasts for 2 or 3 days, since afterwards it becomes more acidic over time and very sour, acquiring a bitter taste and a strong yeast flavor (Mangia et al., 2014). This can be attributed to the growth of undesirable microorganisms present in raw milk (such as coliforms, enterococci and *Bacillus* species), equipments and personal (Benkerroum & Tamime, 2004; Erkmen & Bozoglu, 2016; Mangia et al., 2014).

Rayeb

Rayeb is a traditional Moroccan coagulated milk, obtained by spontaneous fermentation, which has some resemblance to yoghurt. It is semi-solid product and has a pleasant taste and odor. It is also smooth, thick and of uniform appearance and sold at 25 MAD.L⁻¹.

Rayeb, a very popular traditional fermented product, is consumed in Morocco by weaning age children and elderly. It constitutes a primary fermented whole milk product, from which other products can be processed (*Lben* and *Zebda beldiya*). Several milk types are used (cow's, goat's, ewe's or camel's milks) in *Rayeb* process. The fermentation takes place normally at ambient temperature (approx. 15-30°C) for 24-72 h (Bendimerad et al., 2012).

Zebda beldiya

Zebda beldiya, product with great commercial value (60 MAD.kg⁻¹), can be obtained by churning fresh milk, fermented milk, or cream (Mourad & Bettache, 2020). Indeed, the use of fermented milk has several advantages:

- The product is homogenous and stable.
- The production is easy.
- It allows the accumulation of milk for several days.
- Its process is faster than that based on fresh milk.

Moreover, with fermented milk, a higher percentage of milk fats may be extracted. It gives a more stable product, probably due to the presence of low pH which can eliminate some pathogens (Mourad & Bettache, 2020; O'Connor & Tripathi, 1992).

Sometimes, a limited amount of water (about 10%) is added to improve the cohesion of fat globules and to increase yields of *Zebda beldiya* recovered manually (Benkerroum & Tamime, 2004). In addition, some manufactures filtered *Lben* on a canvas in order to collect the maximum amount of butter (Tantaoui-Elaraki & El Marrakchi, 1987).

The use of mechanical churning machine contributes to flotation of fat globules on *Lben* surface. Subsequently, it will be removed using a perforated spoon. Due to its higher moisture content, this butter has a strong diacetyl flavor and a smoother body compared to industrially produced butter (Benkerroum & Tamime, 2004).

Smen

Zebda beldiya can be transformed into another homemade traditional product called *Smen* (Benkerroum & Tamime, 2004). Indeed, *Smen* is a fermented and salted Moroccan butter (contain approx. 8-10% of salt), mainly consumed as a food additive or as an ingredient in processed foods (Sarhir et al., 2021). It is also designed to conserve and protect butter for a long time (Benkerroum & Tamime, 2004). Also, its pleasant and unique aroma can enhance and improve the taste of many Moroccan plates (Sarhir et al., 2021; Tantaoui-Elaraki & El Marrakchi, 1987).

This Moroccan traditional fermented butter has been sold at more than 120 MAD.kg⁻¹. The preparation of *Smen* mainly brings out the following characteristics: a) absence of any heat treatment; b) salting constitutes element of preservation.

Smen manufacture is carried out in several steps:

- First, the curdled milk is prepared through spontaneous fermentation of cows', ewes 'or goats' raw milk,
- The raw butter is separated from the fermented milk by the churning step (Sarhir et al., 2021).
- The butter obtained is washed with warm water, decanted and then replaced by fresh salted water. This step is repeated so many times until the rinsing water is becoming clear. This indicates that the product is free from any residual *Lben* that may cause spoilage/putrefaction during the maturation step (Benkerroum & Tamime, 2004).
- *Smen* is salted (at approx. 8-10% of salt) and packaged in an earthenware pot, completely compacted to avoid trapped air. The pot is completely filled to minimize free space and promote anaerobiosis.
- *Smen* is stored in dark and cool place for about 3 to 6 months for maturation. In some Moroccan regions, this container is buried underground to ensure anaerobiosis, darkness and to minimize temperature variations (Benkerroum & Tamime, 2004).

Moreover, storage conditions are also standardized (anaerobic conditions and ambient temperature) (Marrakchi et al., 1986). This artisanal technology, practiced throughout Morocco, is subject to some modifications (according to provinces and regions). Indeed, raw butter can be made from a mixture of cow's and goat's milk. This method of preparation is carried out in the southern and northern regions of Morocco, where goat farming predominates (Marrakchi et al., 1986). Besides, before salting, raw butter can be exceptionally submitted to heat during 1 hour to promote residual water evaporation. This type of *Smen* is only made in Marrakech (Marrakchi et al., 1986). Finally, *Smen* can be flavored with coarsely ground leaves of aromatic plants, like thyme or rosemary, to prevent molds growth and to enhance the flavor of end product. They are either placed on *Smen* surface just before packaging step or incorporated in raw butter during manufacturing steps (Benkerroum & Tamime, 2004).

Jben

Jben is an artisanal fresh cheese, manufactured with traditional techniques, without intentional addition of starter cultures. It is the most famous fresh cheese in Morocco and has been widely manufactured and consumed for a very long time

(Ouadghiri, 2009). The consumption of *Jben* has increased lately, due to the installation of a large number of traditional dairies in urban areas. This traditional product is prepared from raw milk using often artisanal procedures. Indeed, the artisanal methods are essentially based on the knowledge acquired from a long experience (Salmerón et al., 2002). Besides this traditional sector, some semi-industrial dairy units are also interested in manufacture of *Jben*, using both raw or pasteurized milk, and more or less improved preparation processes (Benkerroum & Tamime, 2004). Consequently, as result of these different methods used for preparation of *Jben*, different varieties of this white fresh cheese (as an artisanal cheese of special characteristics) are marketed under popular name of *Jben* (Benkerroum & Tamime, 2004). Indeed, the technological parameters have a great influence on final characteristic of cheese and can play an important role in its microbial composition, which is considered by manufactures and consumers as a special characteristic of artisanal cheese (Randazzo et al., 2009).

In general, *Jben* is made from either cow's or goat's milk. The manufacturing process requires three major steps: coagulation of milk, drainage of whey and molding (Benkerroum et al., 2007a).

- The coagulation consists in incubating raw milk at room temperature for a variable period to promote the multiplication of lactic acid bacteria (that will play an important role in acidification of milk). This coagulation can be spontaneous or induced by rennet or any other coagulating enzyme. The coagulant activity (consistency) is determined by milk temperature, acidity and strength of rennet (Randazzo et al., 2002).
- After renneting, milk is left to stand at room temperature for 6 to 10 hours. Then, the curd (coagulum) is recuperated by filtration using canvas. The curd obtained, characterized with high moisture content, is salted at 1 g.100g⁻¹ (Hamama et al., 2002) to improve draining of residual whey and to extend product shelf life.
- The drained *Jben* is processed in molds that give cheese its shape and can be submitted optionally to mechanical pressure actions.

Other traditional Moroccan products

Lfrik

In Morocco, precisely in southern area, the traditionally fermented raw camel milk is called *Lfrik*. The preparation of this product is carried out in goat skin bags (named "*Tassoufra*") by spontaneous fermentation at ambient temperature during about 12h (Alaoui Ismaili et al., 2017,2018). Generally, *Lfrik* is prepared from unpasteurized camel milk, however, some preparations are based on pasteurized milk. As result, different sensory characteristics of *Lfrik* are obtained (Alaoui Ismaili et al., 2017).

In addition to *Lfrik*, other locally fermented camel milk products (such as *Sligh* and *Mtame*) are processed using similar equipment and techniques and with different incubation periods. Indeed, *Sligh* and *Mtame* are fermented during 3h and 24h respectively, which conferred to product different sensory properties (Alaoui Ismaili et al., 2017).

Klila

Klila is a traditional fresh cheese manufactured from raw cow's milk with spontaneous fermentation (Guetouache & Guessas, 2015). *Klila* is prepared by heating *Lben* to obtain curd. The curd cheese is drained and dried (Leksir et al., 2019; Mennane et al., 2007a,b). Cheese (*Klila*) can be consumed fresh or after drying step. This product is mainly prepared in Taza, Tetouan, Tangier and Oujda (Morocco).

Physicochemical characteristics of raw milk and traditional fermented dairy products of Morocco

Raw milk

Milk is a white, matte and slightly viscous liquid whose composition and physicochemical characteristics vary significantly depending on the animal species, and even between races (Soryal et al., 2004). These variations are primarily due to the state of animal such as age, health status, heredity, diet, lactation period, milking speed and conditioning at milking time (Ercolini et al., 2009).

Milk constitutes an emulsion of fat in a liquid, which has similarities with blood plasma. This liquid is itself a suspension of protein material in a serum. The latter is a neutral solution containing mainly lactose and mineral salts (Musambyemaria, 2011). Also, regarding its physicochemical composition, milk is considered as a solution, an emulsion and a suspension. Indeed, lactose and mineral salts (in ionic state or undissociated salts) are in solution. The nitrogenous

materials (like caseins) are in suspension, and fat being in emulsion (Benacir, 1983).

Milk contains a large amount of water, carbohydrates, lipids, proteins, and mineral salts. It contains other minor constituents such as enzymes (lipase, phosphatase, lactoperoxidase, protease), pigment (β carotene), vitamins (A, D, B) and dissolved gases (carbon dioxide, nitrogen, oxygen) (Amiot et al., 2002).

Recent studies conducted in different Moroccan regions showed that the chemical properties of Moroccan raw milk are usually variable depending on the type of milk and the region. With regard to cow's milk, samples collected from Gharb Chrarda Beni Hssen farms region located in the north-west of Morocco showed a significant variations in terms of chemical composition of fats, proteins and total solids content (Chrif et al., 2019). The average fat content varied from 3.45 to 3.81% with an average value of 3.57%. The protein content varied from 2.92 to 3.17% with an average of 3.05% and the total solids ranged from 8.92 to 9.48 % with an average value of 9.2%.

Another study conducted by Hnini et al. (2018) showed a variability average in the nutritional quality of cow's milk collected from different regions of Morocco. The milk fat content average obtained from the west-North of the country ranged from the highest value of 37.6 g. L⁻¹ to the lowest value of 33.4 g. L⁻¹ recorded in the North-west areas. The other graded values were about 34.56 and 34.51 g. L⁻¹ in the North and West areas, respectively. Moreover, the average values recorded for milk protein content were between 27.8 and 30.6 g. L⁻¹, whereas for the total solids, they ranged from 115.9 to 122.9 g.L⁻¹.

Regarding Moroccan camel milk, analysis on its physicochemical characteristics revealed an average pH of 6.47, a density of 1.026, a dornic acidity of 0.19%, 0.18% of chlorides, 0.87% of ashes, 2.55% of proteins and 2.72% of fats (Alaoui Ismaili et al., 2016). The same authors revealed a significant effect on the period of the year on fats, proteins and lactose milk contents. In fact, summer camel milk was revealed to have the lowest total solids contents. Another study conducted by Kouniba et al. (2005) on Moroccan camel milk revealed an average pH value of 6.61, a titratable acidity of 0.17% and density of 1.032. The camel milk was also composed of 10.8% of total solids, 2.7% of fats, 3.3% of proteins, 4.1% of lactose, 0.83% of ash and 0.24% of chlorides.

In addition to cow and camel milk, the chemical composition of Moroccan goat's milk was also revealed by Moroccan authors. According to Noutfia & Said (2017), goat's milk was characterized by a pH value of 6.64, a lactic acid content of 1.77 g.L⁻¹, 13.3% of dry matters, 0.73% of ash, 4.16% of fat and 3.6 % of total nitrogenous matters. Another study conducted by Zantar et al. (2010) revealed that goat's milk samples collected from two regions of Morocco (the north and oases regions) showed a relatively similar results with a slight superiority concerning dry matters in the milk from oases regions with values of (14.49 vs 13.38%), ashes (0.75 vs 0.67%) and fat content (4.53 vs 3.58%) and from the north region for proteins (3.54 vs 3.98%).

The chemical composition of raw milk varies depending on breed differences, lactation stage, climatic conditions, environment, animal health, diet, feeding practices and animal genetic (Adler et al., 2013; Arnould et al., 2009; Chrif et al., 2019; Hnini et al., 2018; Moran et al., 2018; Parmar et al., 2020). This variation affected directly yield and quality of processed dairy products (Parmar et al., 2020; O'Callaghan et al., 2017). Indeed, in addition to physicochemical properties, the processed dairy products quality can be linked principally to fat, fatty acid and protein (casein) contents of raw milk (Murphy et al., 2016; Parmar et al., 2020).

Moroccan traditional fermented dairy products

Lben

In addition to type of milk used, the physicochemical composition of Lben varies considerably between different farms, regions and localities (Ouaighiri et al., 2009). This variation also depends on chemical composition of raw milk and manufacturing procedures (Benkerroum & Tamime, 2004; El-Baradei et al., 2008).

Lben was characterized by a high acidity (0.81%) and a low pH (4.25), which consequently give this product its specific acid taste (Tantaoui-Elaraki & El Marrakchi, 1987). According to Benkerroum & Tamime (2004), fermentation of lactose increases the titratable acidity in Lben to more than 0.6% of lactic acid. Therefore, pH and lactose fall below 4.7 and 3.7 g.100 g⁻¹, respectively. In another study carried out by Marnissi et al. (2013), pH of Lben samples analyzed was 4.5 and titratable acidity measured was 80°D. Lben also contained 2.7, 0.9, 2.5, 6.5 and 0.17 % of lactose, fat content, proteins, total solids and chlorides, respectively (Tantaoui-Elaraki & El Marrakchi, 1987).

The fermentation of citrate in milk by microorganisms (especially *Lactococcus lactis* strains, *Enterococcus*, *Leuconostoc* and *Lactobacillus* species) (Beresford, 2011) results in volatile compounds accumulation, including ethanol, acetoin, acetaldehyde and diacetyl (Figure 2). These components play an important role in development of aroma in Lben (Tantaoui-Elaraki & El Marrakchi, 1987). Ethanol was reported to be present at 179.3 mg.L⁻¹. It was quantitatively the most important volatile compound that might contribute to a typical flavor and aroma of the product. However, its concentration in Lben was too low to give it a typical alcoholic taste (Benkerroum & Tamime, 2004). The amounts of diacetyl and

acetoin in Moroccan Lben were also very small (Tantaoui-Elaraki & El Marrakchi, 1987).

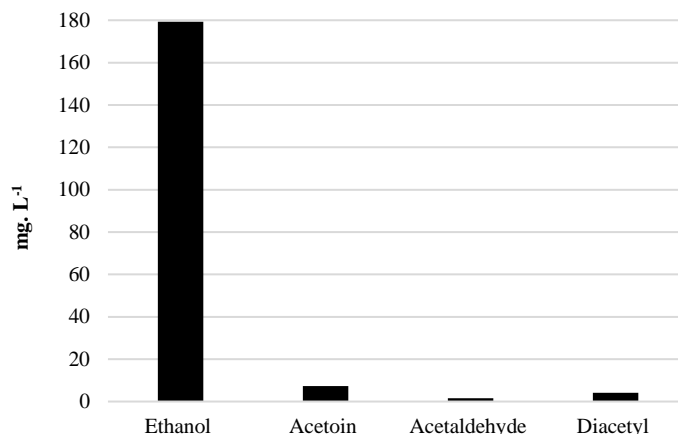


Figure 2 Aroma compounds found in traditional Moroccan Lben (adapted from Benkerroum & Tamime, 2004) .

Rayeb

Rayeb is considered as a product with important nutritional values, since it constitutes a high source of major nutrients (carbohydrates, protein, fat and vitamins). When consumed fresh, it constitutes low health risks due to its low pH (ranging from 4.2 to 4.5), at which most spoilage and pathogenic microorganisms are inhibited (Gonfa et al., 2001).

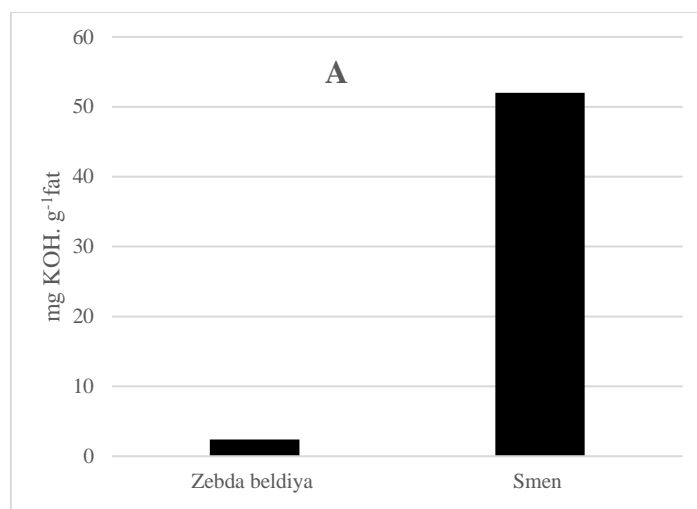
The chemical composition of Moroccan Rayeb, was determined by Hamama & Bayi (1991). The values of chemical composition were 10.7%, 2.22%, 3.1%, 4.2%, 0.17%, 0.54% for solids, fat, protein, lactose, chloride and ash, respectively. As stated above, Rayeb was also characterized by a low pH (approx. 4.2), a lactic acid content of 0.67% and a titratable acidity of 70.4°D (Hamama & Bayi, 1991; Marrakchi et al. 1993).

Zebda beldiya

The physicochemical composition of Zebda beldiya is depending on several factors such as the animal, its breed, age, health, status and stage of lactation. Environmental conditions as well as herd management also affect the product composition (Alganesh & Yetenayet, 2017).

According to Marrakchi et al. (1986), traditional Zebda beldiya was characterized by pH of 4.5 and lactic acid content of 0.77%. These values resulted from fermentation activity of indigenous microbiota adapted to product. The moisture content value of 23% was referred by Hamama (1997).

Moroccan raw butter contained approx. 73.7%, 1.8%, 1.2% and 76.7% of fats, proteins, lactose and total solids respectively (Marrakchi et al., 1986). In addition, Zebda beldiya had an average acid index of 2.42 mg KOH.g⁻¹ of butter as well as peroxide value of 0.5 mO₂.kg⁻¹ of fat (Figure 3 A,B).



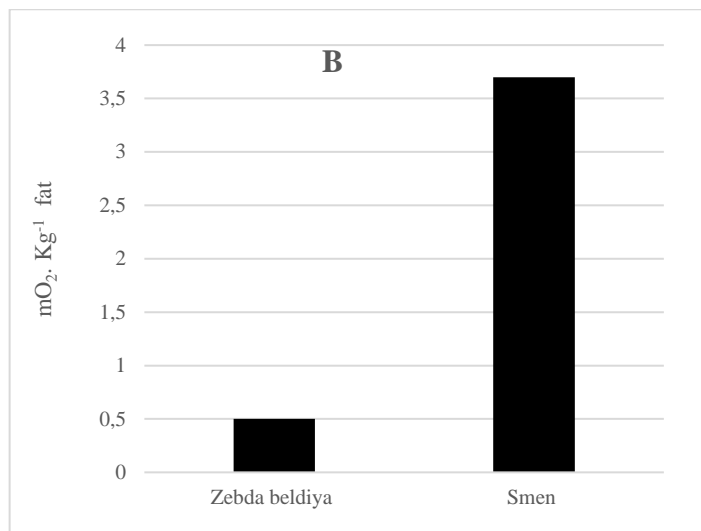


Figure 3 Zebda Beldiya's and Smen's acid index (A) and peroxide index (B) (adapted from Tantaoui-Elaraki & El Marrakchi, 1987).

Smen

The traditional Moroccan *Smen*, is produced through abiotics and biotics (enzymatic) reactions (Benkerroum & Tamime, 2004; Tantaoui-Elaraki & El Marrakchi, 1987). During the ripening period, lipolysis of butter is considered as the main biochemical mechanism, which determines the typical flavor of *Smen* (Benkerroum & Tamime, 2004). Lipolysis pathway could originate principally from microbial cells and/or microbial free lipases (Benkerroum & Tamime, 2004). The release of free fatty acids (FFAs) from fat hydrolysis witnesses the successful ripening of *Smen* (Iradukunda et al., 2018). During this process, the short chains fatty acids (C4-C10) are the first to be released, followed by the unsaturated chains (mainly oleic acid "C18:1"), and finally, the saturated fatty acids (C12-C20) are the last to be released (Benkerroum & Tamime, 2004). The FFAs inhibit progressively *Lactococcus* and *Leuconostoc*, whereas *Lactobacillus* takes over due to its capacity to metabolize FFAs (Tantaoui-Elaraki & El Marrakchi, 1987). Then, both reactions have a major effect on *Smen*'s aroma, taste and rheological characteristics (Benkerroum & Tamime, 2004).

In recent study, Sarhir et al. (2021) studied aroma-active compounds and odor activity in Moroccan *Smen* using gas chromatography-mass spectrometry-olfactometry (GC-MS-olfactometry). Indeed, thirty-four volatile compounds were identified in *Smen*, including alcohols, acids, esters and ketons. Twenty-two and nineteen aroma active compounds were revealed, with flavor dilution factors ranging from 4 to 409, and odor activity values (OAVs) between 1 and 3359. Ethyl lactate, ethyl butanoate, ethyl hexanoate, hexanoic acid and butanoic acid were the main potent odorants in Moroccan *Smen* producing creamy-whey, fruity rose, overripe fruit, rancid buttery/soapy and ripened cheese odors, respectively (Sarhir et al., 2021).

Moreover, the chemical study of Moroccan *Smen* showed a pH value of 4.2, 81.34% of fat content and 1.5% of chlorides (Tantaoui-Elaraki & El Marrakchi, 1987). Salting and storage conditions (room temperature for at least 6 months) lead to significant chemical modifications characterized essentially by lipolysis process. During Moroccan *Smen* maturation undergoes two important transformations. The first one is related to hydrolysis of fat, and the second is linked to decrease of aqueous phase. These reactions are attributed particularly to microbial enzymes. *Smen* was also characterized by acid index of 52 mg KOH.g⁻¹ of butter and peroxide index of 3.7 mO₂.kg⁻¹ of fat (Figure 3A,B).

Jben

As a result of different methods used for preparation of traditional Moroccan *Jben*, the physicochemical characteristics are no well-defined. The inconsistency in manufacture of *Jben* leads to large variation in chemical composition (Benkerroum & Tamime, 2004). The physicochemical characteristics, aroma and organoleptic properties of *Jben* depend mainly on those of raw milk, which depends on animals breed and their type of diet (Poznanski et al., 2004).

The composition of Moroccan *Jben* showed high levels of fat (16.4%) and proteins (15.8%). It was also characterized by low pH values of 4.1 and higher acidity (1.04% of lactic acid) (Hamama & Bayi, 1991). Also, pH and titratable acidity, which are least variable parameters in *Jben*, were reported to be less than 4.2 and higher than 0.99% respectively (Benkerroum & Tamime, 2004). In addition, pH value of 4.3 and titratable acidity of 95°D were referred in *Jben* samples (Marnissi et al., 2013).

The most variable parameter in Moroccan *Jben* was reported to be dry matter and total fat content (Benkerroum & Tamime, 2004). This variability can be due to different manufacturing procedures used in *Jben* preparation and composition of raw milk. Indeed, some *Jben* samples, especially from north of Morocco, need

more draining time (up to 10 days), whereas samples from other regions -with a temperate climate- require shorter draining period (2-3 days) (Hamama & Bayi, 1991).

Other products

Lfrik

Lfrik was characterized by pH ranging between 4.7 and 5.9. Similar values were reported for other traditional African fermented camel's milk such as "Suusac" in Somalia and "Gariss" in Sudan (Alaoui Ismaili et al., 2017; Jans et al., 2012; Suliman & El Zubeir, 2014).

The presence of inhibitor agents and protective proteins in raw camel milk like lactoferin, lysozyme, immunoglobulin and lactoperoxidase (Kavas, 2015) decreases the rate of lactic acid content in *Lfrik*. According to Alaoui Ismaili et al. (2017), lactic acid values ranged from 0.32 to 0.5% which was very much lower than lactic acid content obtained from the traditional fermented cow milk *Lben* (Boubekri et al., 1984).

Other components such as fat, proteins, ash, total solids, density and chlorides showed average values of 3.41, 2.46, 1.027, 0.84, 9.55 and 0.21%, respectively (Alaoui Ismaili et al., 2017). However, due to fermentation process of *Lfrik*, lactose content was very much lower than that of raw camel milk with an average value of 3.8%.

Klila

Due to its high protein content and very low moisture content, *Klila* can be considered as hard cheese (Mennane et al., 2007a). *Klila* samples analysed by Mennane et al. (2007a) showed an average pH of 4.28, the free acidity value of 75°D, whereas the fat and proteins contents of 12.68% and 10.38 %, respectively.

Microbiological overview of Moroccan raw milk and traditional fermented dairy products

Raw milk

Raw milk is a food with a very limited shelf life. The knowledge of its microbial composition is of particular interest to milk processors and farmers. In udder cells, milk is sterile (Taponen et al., 2019), but udder skin, mammary gland, bedding, milking equipment, breeder's practices and air quality are sources of contamination (Addis et al., 2016; Quigley et al., 2013). Due to its high nutrients, fragility and pH close to neutrality, milk is easily altered by a heterogeneous microbial population (bacteria, yeasts and molds), including spoilage and food-borne pathogens (Fusco et al., 2020).

Prior to pasteurization, LAB is a dominant population in raw milk. The most common include *Lactobacillus*, *Leuconostoc*, *Lactococcus*, *Enterococcus* and *Streptococcus* (Issa & Tahergorabi, 2019). Many other Gram positive bacteria can be found in milk like *Bacillus*, *Staphylococcus*, *Microbacterium*, *Micrococcus*, and *Propionibacterium* (von Neubeck et al., 2015). Also, Gram negative bacteria were associated with milk such as *Pseudomonas*, *Ralstonia*, *Acinetobacter*, *Psychrobacter*, *Faecalibacterium*, *Stenotrophomonas*, *Sphingomonas*, *Chryseobacterium*, *Aeromonas*, *Bacteroides*, *Porphyromonas*, *Comamonas*, *Fusobacterium*, *Enterobacter*, *Klebsiella* and *Hafnia* (Addis et al., 2016; Quigley et al., 2013; von Neubeck et al., 2015) as well as various yeasts and molds.

In Morocco, raw milk was characterized by a rich biodiversity in LAB. However, their prevalence depends on regions, farms, common practices of producers and mode of production (Hamama et al., 1992). Insufficient control of the milking operation (the first squirts of milk not eliminated, unwashed udders) promotes increased levels of LAB in raw milk (Bacic et al., 1968). Many LAB genus were reported to predominate in Moroccan raw milk -collected from different regions such as El Jadida/Mohamedia, Kenitra, Rabat and Tetouan, including *Lactococcus*, *Lactobacillus* and *Leuconostoc* (Ouadghiri et al., 2009). According to Khedid et al. (2009), *Lactococcus* species isolated from Moroccan raw milk include *L. lactis* subsp. *cremoris*, *L. lactis* biovar *diacetylactis*, *L. garvieae*, *L. raffinolactis* and *L. lactis* subsp. *lactis*. Among them, *L. lactis* is a typical technologically very important LAB in milk products (Jans et al., 2017). It was isolated from dairy products from Morocco (Ouadghiri et al., 2009) and other African countries such as Algeria (Hassaine et al., 2007), Egypt (El-Baradei et al., 2008), Mali (Wullschleger et al., 2013), and Kenya (Mathara et al., 2004). Moreover, *L. lactis* is a mesophilic LAB, which has a highly adapted lactose metabolism, limited proteolysis and diacetyl formation for flavor development and food preservation. All this had led to its widespread application in industrial fermentation process (Jans et al., 2017).

In regards to *Lactobacillus*, several species were isolated from Moroccan raw milk including *Lb. paracasei*, *Lb. brevis*, *Lb. plantarum*, *Lb. delbrueckii* subsp. *lactis*, *Lb. delbrueckii* subsp. *bulgaricus*, *Lb. delbrueckii* subsp. *delbrueckii*, *Lb. casei* subsp. *casei*, *Lb. helveticus* and *Lb. amylophilus* (Bennani et al., 2017; Khedid et al., 2009; Ouadghiri et al., 2009). They are widely known for their excellent fermentation and probiotic properties.

Leuconostoc species are generally native to plants. However, *Leuc. mesenteroides* and *Leuc. pseudomesenteroides* besides other *Leuconostoc* species, such as *Leuc. mesenteroides* subsp. *cremoris*, *Leuc. lactis*, *Leuc. kimchi* and *Leuc. citreum* were identified in Moroccan raw milk (Bennani et al., 2017; Khedid et al., 2009; Ouadghiri et al., 2009). In milk with high proteolytic activity, *Leuconostoc* species can produce many metabolites such as lactate, acetaldehyde and acetate (Issa & Tahergorabi, 2019).

Different *Enterococcus* species were also isolated from Moroccan raw milk such as *E. faecium*, *E. gilvus*, *E. durans*, *E. casseliflavus* and *E. hirae* (Ananou et al., 2020; Khedid et al., 2009; Ouadghiri et al., 2009). Enterococci are widely known to be producers of bacteriocins (a ribosomally synthesized antimicrobial peptides called also enterocins) (Ananou et al., 2007, 2020; Foulquié Moreno et al., 2006). *Pediococcus* and *Streptococcus* were also detected in Moroccan raw milk. These genera include *P. acidilactici*, *P. damnosus*, *P. pentosaceus*, *Strep. cameli*, *Strep. salivarius* subsp. *thermophilus*, *Strep. equinus* and *Strep. tangierensis* (Bennani et al., 2017; Kadri et al., 2015; Khedid et al., 2009). Moreover, another LAB genus, which is *Weissella* (*W. cibaria*, *W. confuse*, *W. paramesenteroides* and *W. viridescens*) was isolated from Moroccan raw milk (Ouadghiri et al., 2009). *Weissella* spp. are frequently characterized by a large set of technological and functional properties (enhance nutritional, sensory and safety characteristics). In addition, *W. cibaria* and *W. confuse* have been widely described as high producers of exopolysaccharides (Fessard & Remize, 2017). Table 1 summarizes the identified lactic acid bacteria of Moroccan raw milk.

Molds and yeasts were also present in raw milk at moderate level (Ouadghiri et al., 2009). Their prevalence in milk is dependent on animals feeding, health and weather. Due to their broad range of physiological and biological properties, these microorganisms are important in dairy products. Yeasts including *Saccharomyces*, *Candida*, *Kluyveromyces*, *Cryptococcus* and *Trichosporon*, and molds including *Aspergillus*, *Penicillium*, *Geotrichum*, *Mucor* and *Fusarium* were isolated from several raw milk samples (Issa & Tahergorabi, 2019). In this context, it is of great

relevance that a very large number of molds can produce mycotoxins (Creppy, 2002).

On another side, microbial analyses carried out on Moroccan raw milk have revealed the occurrence of some pathogenic microorganisms including *Staphylococcus aureus*, *Yersinia enterocolitica* and *Listeria monocytogenes* (El Marnissi et al., 2013; Hamama et al., 1992; Marnissi et al., 2013).

Bendahou et al. (2008) reported the *Staphylococci* incidence in Moroccan raw milk and milk products. Results showed presence of coagulase positive staphylococci (*St. aureus* (40%), *St. intermedius* (2%) and *St. hyicus* (4%)) with a predominance (54%) of coagulase negative staphylococci (*St. arlettae*, *St. cohnii*, *St. epidermidis*, *St. gallinarum*, *St. hominis*, *St. lentus*, *St. simulans* and *St. xylosus*) in milk samples. Different sources of contamination such as milking machines, manipulators not respecting hygienic conditions or from cows with mastitis are responsible of *Staphylococcus* presence (Marnissi et al., 2013). Also, *Li. monocytogenes* with a prevalence of 8.33% (El Marnissi et al., 2013) and *Y. enterocolitica* were detected in Moroccan raw milk (Hamama et al., 1992; Issa & Tahergorabi, 2019). Factors such as environment, poor silage fermentation, manipulator's hygiene, milk equipment and water used can lead to contamination of milk by these pathogens (Raghianti, 2018).

Several studies have reported the isolation of bacteriocin-producing LAB strains with anti-pathogens activities. Such are the cases of enterocin OS1 with anti-listerial activity produced by *E. hirae*, isolated from Moroccan raw cow's milk, enterocin RM6 produced by *E. faecalis*, enterocin F420 produced by *E. hirae* isolated from Moroccan raw goat milk as well as diverse bacteriocins isolated from camel milk, produced by *E. durans* (E204 and E214), *E. faecium* (R11 and R122) *Lc. lactis* (R75 and R76), *E. faecalis* and *Strep. salivarius* subsp. *thermophilus* (Achemchem et al., 2012; Ananou et al., 2020; Benkerroum et al., 2007b; Choho et al., 2008; Huang et al., 2013; Khay et al., 2011).

Table 1 Identified microbiota in Moroccan raw milk

Moroccan dairy products	Identified microbiota	References
Raw milk	<p>Predominant : <i>Lc. lactis</i>, <i>Leuc. pseudomesenteroides</i>, <i>Leuc. mesenteroides</i>, <i>Lb. plantarum</i>.</p> <p>Others: <i>Lc. lactis</i> subsp. <i>cremoris</i>, <i>Lc. garviae</i>, <i>Lb. paracasei</i>, <i>Lb. brevis</i>, <i>Lb. delbrueckii</i> subsp. <i>bulgaricus</i>, <i>Lb. delbrueckii</i> subsp. <i>lactis</i>, <i>Lb. delbrueckii</i> subsp. <i>delbrueckii</i>, <i>Leuc. kimchi</i>, <i>Leuc. citreum</i>, <i>Leuc. mesenteroides</i> subsp. <i>cremoris</i>, <i>P. damnosus</i>, <i>P. pentosaceus</i>, <i>W. cibaria</i>, <i>W. confusa</i>, <i>W. paramesenteroides</i>, <i>W. viridescens</i>, <i>E. durans</i>, <i>E. faecium</i>, <i>E. gilvus</i>, <i>E. hirae</i>, <i>E. casseliflavus</i>. <i>Strep. salivarius</i> subsp. <i>thermophilus</i>, <i>Strep. equinus</i>.</p> <p><i>St. arlettae</i>, <i>St. cohnii</i>, <i>St. epidermidis</i>, <i>St. gallinarum</i>, <i>St. hyicus</i>, <i>St. hominis</i>, <i>St. lentus</i>, <i>St. simulans</i>, <i>St. xylosus</i>.</p> <p>Associated pathogens : <i>St. aureus</i>, <i>Yersinia</i>, <i>Li. monocytogenes</i>.</p>	<p>Ananou et al., 2020; Bendahou et al., 2008; Bennani et al., 2017; Ferdous et al., 2017; Hamama et al., 1992; Marnissi et al., 2013; Ouadghiri, 2009</p>
	Camel milk	<p>Predominant : <i>Lc. lactis</i> subsp. <i>lactis</i>, <i>Lb. helveticus</i>, <i>Lb. casei</i>, <i>Lb. plantarum</i>, <i>Strep. salivarius</i> subsp. <i>thermophilus</i>.</p> <p>Others : <i>Lb. delbrueckii</i> subsp. <i>lactis</i>, <i>Lb. delbrueckii</i> subsp. <i>delbrueckii</i>, <i>Lb. brevis</i>, <i>Lb. paracasei</i> subsp. <i>tolerans</i>, <i>Lb. delbrueckii</i> subsp. <i>bulgaricus</i>, <i>Lb. amylophilus</i>, <i>Lb. casei</i> subsp. <i>rhamnosus</i>, <i>Lc. garviae</i>, <i>Lc. lactis</i> subsp. <i>cremoris</i>, <i>Lc. lactis</i> biovar <i>diacetylactis</i>, <i>Lc. raffinolactis</i>, <i>Leuc. mesenteroides</i> subsp. <i>mesenteroides</i>, <i>Leuc. lactis</i>, <i>Leuc. mesenteroides</i> subsp. <i>cremoris</i>, <i>Leuc. mesenteroides</i> subsp. <i>dextranicum</i>, <i>E. casseliflavus</i>, <i>E. faecalis</i>, <i>Strep. salivarius</i> subsp. <i>thermophilus</i>, <i>P. acidilactici</i>, <i>P. damnosus</i>, <i>P. pentosarus</i>.</p>

Moroccan traditional fermented dairy products

The microbiota of fermented dairy products is clearly variable (Figure 4). The fermentation of milk depends principally on microbial activities to produce various metabolites. These metabolites have antagonistic and preservative effects to prevent the pathogenic and spoilage food microorganisms. The microbiota of raw milk significantly influences safety, quality and general characteristics of fermented dairy product (Agyei et al., 2020; Ananou et al., 2007).

Lben

Lben is manufactured by a spontaneous fermentation of raw milk. The main microbiota of Moroccan *Lben* is represented by microorganisms responsible for acidification, aroma and flavor development (Tantaoui-Elaraki & El Marrakchi, 1987). *Lactococcus* and *Leuconostoc* were main LAB involved in fermentation of Moroccan *Lben* (Tantaoui-Elaraki & El Marrakchi, 1987) (Table 2). *Lactococcus* was also reported as abundant microorganism in *Lben*, which increases from 2.9x10⁵ CFU.mL⁻¹ to reach 7.6x10⁸ CFU.mL⁻¹ at end of *Lben*

elaboration (Berrada et al., 1983). In addition, *Lc. lactis* subsp. *lactis* and *Lc. lactis* subsp. *lactis* biovar *diacetylactis* are the main *Lactococcus* species predominating -with more than 10⁹ CFU.mL⁻¹ - in Moroccan *Lben* (Mangia et al., 2014). However, *Lc. lactis* subsp. *cremoris* was also detected at low levels.

With regard to *Leuconostoc*, the main species found in *Lben* were *Leuc. lactis* and *Leuc. mesenteroides* subsp. *dextranicum* (Mangia et al., 2014). These species certainly play a major role in acidification and flavor elaboration of *Lben* (Berrada et al., 1983). These species can be distributed between homofermentative acidifying species (such as *Lc. lactis* subsp. *lactis* and *Lc. lactis* subsp. *lactis* biovar *diacetylactis*) and heterofermentative species (*Leuc. lactis*) or homofermentative flavoring species (*Lc. lactis* subsp. *lactis* biovar *diacetylactis*) (Berrada et al., 1983).

Lactobacilli were isolated from several traditional fermented dairy products. This genus is extremely diverse and widely used in dairy industry as starter culture to milk (in order to facilitate the fermentation process) and/or flavoring culture (Issa & Tahergorabi, 2019). *Lactobacillus*, such as *Lb. brevis*, was isolated from Moroccan *Lben* at low levels (1.8x10² CFU.g⁻¹) (Mangia et al., 2014; Tantaoui-Elaraki & El Marrakchi, 1987).

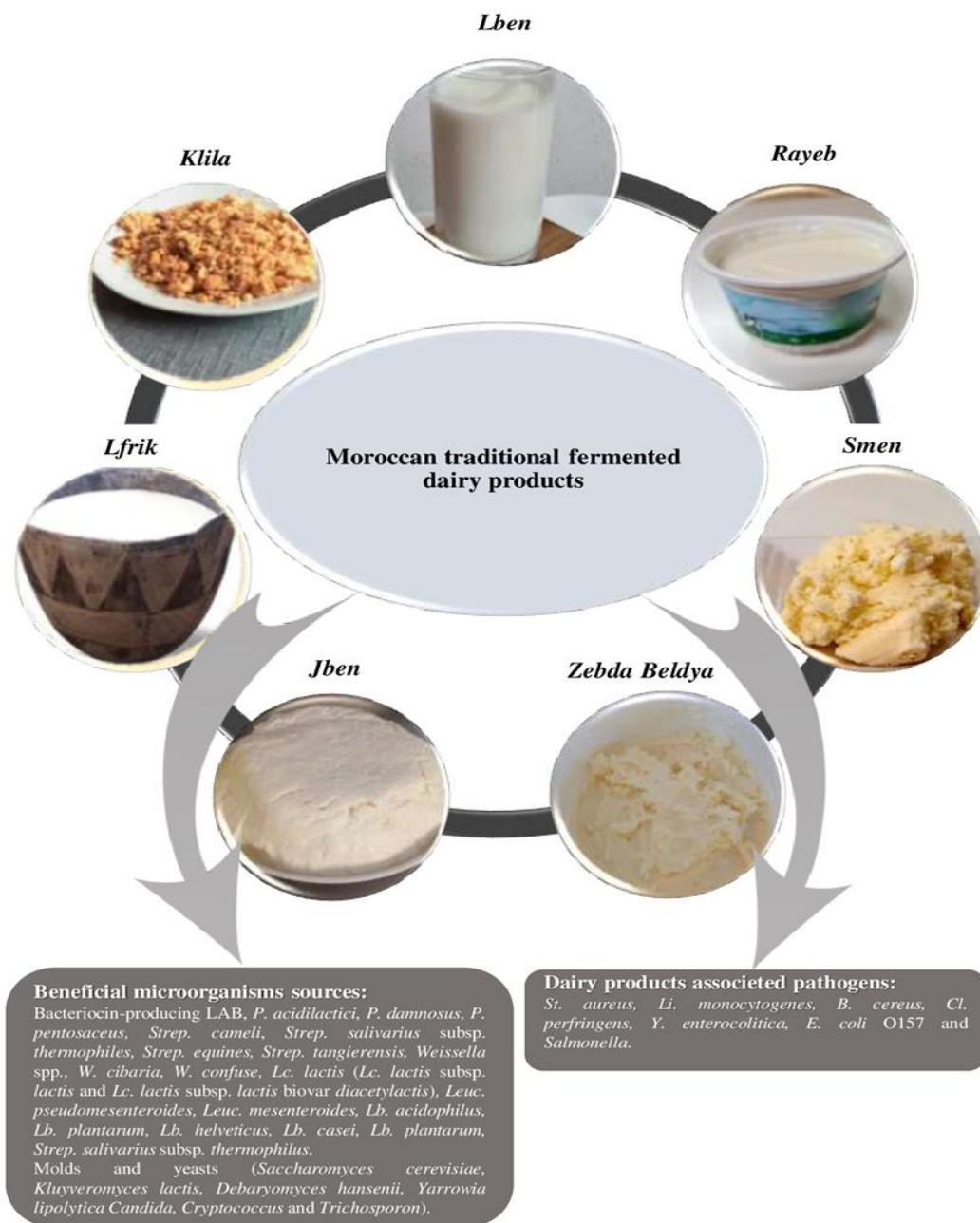


Figure 4 Moroccan traditional fermented dairy products and principal microbial groups associated

Enterococcus was also isolated from Moroccan *Lben* with more than 10^5 CFU.g⁻¹ (Mangia et al., 2014). *Enterococcus* constitutes the most debatable group of LAB, arising from the fact that different strains of *Enterococcus* exhibit different properties. On the one hand, some strains are considered (and consequently used) as starter, protective cultures or even, probiotics; on the other hand, some strains are considered spoilage and pathogens microorganisms (Issa & Tahergorabi, 2019). Enterococci have also several enzymatic activities (proteolysis) leading to the formation of flavors, which make them essential in fermentation process (Bhardwaj et al., 2008). Furthermore, Enterococci are widely known to be producers of bacteriocins (Ananou et al., 2007, 2020).

In addition to bacteria, molds and yeasts were reported in finished product (Berrada et al., 1983; Tantaoui-Elaraki & El Marrakchi, 1987). This can be due to favorable acidity developed and shaking (aeration) applied during *Lben* preparation (Berrada et al., 1983). Moreover, the poor hygienic conditions during handling and milk storage could also be an important source of molds and yeasts in Moroccan *Lben* (Tantaoui-Elaraki & El Marrakchi, 1987). The most dominant yeasts presented in *Lben* -with more than 10^5 CFU.g⁻¹- were *Saccharomyces cerevisiae* and *Kluyveromyces lactis* (Benkerroum & Tamime, 2004; Mangia et al., 2014).

Despite their relatively low counts, compared to other microorganisms (LAB), the role of molds and yeasts cannot be neglected. On the one hand, they can activate LAB growth and, on the other hand, they can contribute to make the specific organoleptic properties to *Lben* (Berrada et al., 1983). Indeed, the physiological properties of certain molds and yeasts -like *Debaryomyces hansenii* and *Yarrowia lipolytica*-, especially their proteolytic activity, make them essential to elaborate

the flavor and aroma of fermented dairy products (Büchl & Seiler, 2011; Van Den Tempel & Jakobsen, 2000).

However, *Lben* contains undesirable microorganisms in variable levels, depending on several factors such as raw milk quality and hygiene processing. Indeed, the use of initially contaminated raw milk and water -which is generally added during the churning step in order to favor aggregation of butter grains- are sources of contamination. Several studies reported the unsatisfactory hygienic quality and poor sanitary conditions adopted during manufacture and storage of Moroccan *Lben*. Filali (2018) showed that mesophilic counts and coliforms counts -which must not exceed 3×10^6 and 5 CFU.g⁻¹- (BO: 5214, 2004) achieved 1.7×10^9 CFU.mL⁻¹ and 1.6×10^7 CFU.mL⁻¹ respectively. Another study reported counts of 7.8×10^6 , 1.8×10^4 and 8.4×10^4 CFU.mL⁻¹ for mesophilic, coliforms and enterococci, respectively (Marnissi et al., 2013). In addition, Hadrya et al. (2012) reported 9×10^6 CFU.mL⁻¹ of mesophilic counts, 2×10^7 CFU.mL⁻¹ of total coliforms, and 4.5×10^5 CFU.mL⁻¹ of fecal coliforms.

The occurrence of pathogens in Moroccan *Lben* has been also investigated. The prevalence of pathogens has been referred as 75% and 55.55% for *E. coli* and *Clostridium perfringens*, respectively (Filali, 2018). *Li. monocytogenes* prevalence was between 5.7% and 19.88% (El Marnissi et al., 2013; Filali, 2018). Also, prevalence of 23.8% for *Yersinia* spp., and between 18.2% and 75% for *St. aureus* were referred in *Lben* samples (Bouymajane et al., 2021; El Marnissi et al., 2013; Filali, 2018; Hadrya et al., 2012; Hamama et al., 1992).

Other staphylococci species were also present in Moroccan *Lben*. *St. cohnii*, *St. epidermidis*, *St. hominis*, *St. lentus*, *St. sciuri*, *St. simulans* and *St. xylosus* (as coagulase negative staphylococci), and *St. hyicus* as well as *St. intermedius* (as

coagulase positive staphylococci) were isolated from *Lben* samples (Bendahou et al., 2008).

Thus, the occurrence of pathogens in Moroccan *Lben* can be considered as food safety alert. The health authority must provide consumer protection with

establishment of hygiene standard, a broad microbiological assessment, sensibilization of producers and consumers about the importance of milk safety.

Table 2 Identified microbiota in Moroccan *Lben*.

Moroccan dairy product	Identified microbiota	References
<i>Lben</i>	<p>Predominant : <i>Lc. lactis</i> (<i>Lc. lactis</i> subsp. <i>lactis</i> biovar <i>diacetylactis</i>, <i>Lc. lactis</i> subsp. <i>lactis</i>), <i>Leuc. pseudomesenteroides</i>, <i>Lb. plantarum</i>, <i>Klyveromyces lactis</i>, <i>Saccharomyces cerevisiae</i>.</p> <p>Others : <i>Leuc. mesenteroides</i>, <i>Lb. paracasei</i>, <i>E. coli</i>, <i>E. faecalis</i>, <i>Lb. brevis</i>, <i>Lc. lactis</i> subsp. <i>cremoris</i>, <i>Leuc. mesenteroides</i> subsp. <i>dextranicum</i>, <i>Leuc. lactis</i>, <i>St. cohnii</i>, <i>St. epidermidis</i>, <i>St. hyicus</i>, <i>St. intermedius</i>, <i>St. hominis</i>, <i>St. lentus</i>, <i>St. sciuri</i>, <i>St. simulans</i>, <i>St. xylosus</i>.</p> <p>Associated pathogens : <i>St. aureus</i>, <i>Li. monocytogenes</i>, <i>Clostridia</i>, <i>Y. enterocolitica</i>.</p>	<p>Bendahou et al., 2008; Hamama et al., 1992; Mangia et al., 2014; Marnissi et al., 2013; Ouadghiri, 2009</p>

Rayeb

Moroccan *Rayeb* is the main product used for preparation of several Moroccan traditional fermented dairy products such as *Lben*, *Zebda beldiya* and *Smen*. Several microbial species were isolated from *Rayeb* (Elotmani et al., 2002; Hamama & Bayi, 1991). *Lactococcus*, *Lactobacillus*, *Leuconostoc* and several yeasts (especially *Saccharomyces* and *Candida*) contribute to the spontaneous fermentation process of Moroccan *Rayeb* (Bendimerad et al., 2012; Hamama & Bayi, 1991). Indeed, *Lactococcus* predominated LAB with 1.4×10^8 CFU.mL⁻¹ versus 2.6×10^6 CFU.mL⁻¹ for *Lactobacillus* and 2.8×10^6 CFU.mL⁻¹ for *Leuconostoc*. Also, yeasts and molds reached 5.3×10^4 CFU.mL⁻¹ in Moroccan *Rayeb* (Hamama & Bayi, 1991). Due to their strong proteolytic and lypolytic activity, yeasts growth can be essential for development of typical texture and aroma profiles of several fermented dairy products (Álvarez-Martín et al., 2008). It was reported that yeasts produce several valuable nutrients including amino-acids and vitamins, as well as various aromatic compounds like ethanol and diacetyl in these products (Samet-Bali et al., 2010). In addition, a symbiosis

between yeasts and LAB was widely suggested in fermented dairy products. In fact, LAB provide acidic conditions which are favorable to yeasts growth, and yeasts provide other growth factors to LAB (Samet-Bali, 2012). Several studies evaluated hygienic quality of Moroccan *Rayeb*. Coliforms counts reached 1.7×10^5 CFU.mL⁻¹ (Hamama & Bayi, 1991), which proved a poor hygienic quality of this product. Moreover, *Rayeb* may also be the carrier of many pathogens responsible for serious food-borne diseases such as *Li. monocytogenes* (at 10% of prevalence) (Marrakchi et al., 1993). In fact, the frequently use of unpasteurized raw milk, unhygienic and unfavorable environmental conditions mean that *Rayeb* has variable characteristics and also higher spoilage risks. However, previous studies reported the presence of potential bacteriocinogenic LAB in Moroccan *Rayeb*. Elotmani et al. (2002) characterized several bacteriocins, with anti-listerial activity, produced by LAB strains (lactococci R10/1 and R9/2 produced by *Lc. lactis*, enterocin R18 produced by *E. faecium* and enterocin R69 produced by *E. faecalis*). Table 3 summarizes the main microbiota identified in Moroccan *Rayeb*.

Table 3 Identified microbiota in *Rayeb*.

Moroccan dairy product	Identified microbiota	References
<i>Rayeb</i>	<p>Predominant: <i>Lc. lactis</i> subsp. <i>Lactis</i>, <i>Lc. lactis</i> subsp. <i>lactis</i> biovar <i>diacetylactis</i>, <i>Leuc. mesenteroides</i>, <i>Leuc. pseudomesenteroides</i>, <i>S. cerevisiae</i>, <i>Candida</i>.</p> <p>Others : <i>E. faecium</i>, <i>E. faecalis</i>.</p> <p>Associated pathogens: <i>E. coli</i> O157, <i>Li. monocytogenes</i>, <i>St. aureus</i>, <i>Salmonella</i>.</p>	<p>Bendimerad et al., 2012; Benkerroum & Tamime, 2004; Elotmani et al., 2002; Hamama et al., 1992; Hamama & Bayi, 1991</p>

Smen

The chemical study of Moroccan *Smen* revealed the importance of microbial enzymes to product maturation. However, microbiota of Moroccan *Smen* is very low (El Marrakchi et al., 1988a), due to combined effect of free fatty acids (FFAs) and salt (8-10%), as well as nutrients (proteins, lactose and mineral salts) decrease in aqueous phase (Tantaoui-Elaraki & El Marrakchi, 1987). Moroccan *Smen* contains principally salt-tolerant microorganisms, mainly represented by Gram positive bacteria. This microbial population is predominated by *Bacillus* (at 96%), followed by staphylococci (Benkerroum & Tamime, 2004; Tantaoui-Elaraki & El Marrakchi, 1987). The predominance of *Bacillus* species (such as *B. alvei*, *B.*

cereus, *B. brevis* and *B. firmus*) (Table 4) is due to lipolytic activity, FFAs resistance and salt tolerance. In fact, several species of *Bacillus* are salt-tolerant bacteria, many of which grow at NaCl concentration of 25% and pH 2 (El Marrakchi et al., 1988a; Tantaoui-Elaraki & El Marrakchi, 1987). Also, *St. cohnii* and *Aeromonas hydrophilic* (these species can grow at salt concentration of 7%) with lipolytic activity are found in Moroccan *Smen*. In addition, some *Lactobacilli* (especially *Lb. plantarum*, *Lb. casei*, *Lb. acidophilus* and *Lb. helveticus*) remained at low levels in *Smen* (Tantaoui-Elaraki & El Marrakchi, 1987).

Table 4 Identified microbiota in Moroccan *Smen*.

Moroccan dairy product	Identified microbiota	References
<i>Smen</i>	<p>Predominant: <i>B. alvei</i>, <i>B. brevis</i>, <i>B. firmus</i>.</p> <p>Others: <i>St. cohnii</i>, <i>Aeromonas hydrophyla</i>, <i>Lb. plantarum</i>, <i>Lb. casei</i>, <i>Lb. acidophilus</i>, <i>Lb. helveticus</i>.</p> <p>Associated pathogens: <i>St. aureus</i>, <i>Cl. perfringens</i>, <i>Cl. botulinum</i>, <i>B. cereus</i>.</p>	<p>Benkerroum & Tamime, 2004; El Marrakchi et al., 1988a,b; Tantaoui-Elaraki & El Marrakchi, 1987</p>

Zebda beldiya

In traditional Moroccan raw butter, mesophilic counts were around 10^7 CFU.g⁻¹ due to absence of salt and unpasteurized milk use (Hamama, 1989; Rady & Badr, 2003). In addition, shaking and separation processes can enhance microbial counts of raw butter (Idoui et al., 2010).

The lipolytic and proteolytic populations are mainly represented by Gram negative bacteria including *Acinetobacter*, *Pseudomonas*, *Flavobacterium*, *Vibrionaceae* and *Enterobacteriaceae* (El Marrakchi et al., 1988b). LAB are only presented in this product (Mourad & Bettache, 2018). Indeed, LAB are predominated by *Streptococci* with 5.0×10^6 CFU.g⁻¹, followed by *Lactobacilli* with 2.4×10^5 CFU.g⁻¹ and *Leuconostoc* with 1.8×10^4 CFU.g⁻¹ (Hamama, 1989).

The fecal contamination was also referred in butter samples with values of 6.5×10^4 CFU.g⁻¹, 2.1×10^4 CFU.g⁻¹ and 8.6×10^4 CFU.g⁻¹ for total coliforms, fecal coliforms

and enterococci respectively (Hamama, 1989). Their existence might be attributed to contaminated equipment, producers unhygienic, handling and/or processing methods and milk origin (Alganesh & Yetenayet, 2017; Gökçe et al., 2010).

Jben

The microbiota of Moroccan *Jben* was dominated principally by LAB (10^8 - 10^9 CFU.g⁻¹). The majority of strains belonged to *Lactobacillus*, *Lactococcus*, *Leuconostoc* and *Enterococcus*. LAB species were mainly represented by *Lc. lactis*, *Leuc. mesenteroides* and *Lb. casei* (Hamama, 1997). Also, *Lc. plantarum*, *Leuc. pseudomesenteroides*, *Lc. lactis* and *Leuc. mesenteroides* were referred as predominated species in Moroccan *Jben* (Ouadghiri et al., 2005). In addition, less dominant species, such as *Lc. paracasei*, *Lc. brevis*, *Lc. garviae*, *Lc. raffinolactis*,

Lc. rhamnosus and *Lc. buchneri*, were reported in Moroccan *Jben* (Ouahghiri et al., 2005) (Table 5).

The population of yeasts and molds exceeded 10⁶ CFU.g⁻¹ in Moroccan *Jben* (Benkerroum & Tamime, 2004). Yeasts can be considered as cheese spoilage agents. Indeed, at higher levels, they can cause several organoleptic alterations such as viscosity or slimy appearance, discoloration, and strong alcoholic odor. However, at moderate levels, yeasts can contribute to flavor elaboration of cheese (Geronikou et al., 2020; Ouahghiri, 2009; Wyder & Puhon, 1999).

Yeast species identified in traditional Moroccan *Jben*, elaborated with goat's milk, were *Kluyveromyces lactis*, *Saccharomyces cerevisiae*, *Yarrowia lipolytica*, *Candida parapsilosis*, *Kazachstania unispora*, *Kluyveromyces marxianus* and *Pichia fermentans* (Table 5) with percentages of 19.1, 11.7, 10.3, 10.3, 8, 7.4 and 5.9% respectively (Ouahghiri et al., 2014).

Besides, the production of Moroccan *Jben* using unpasteurized milks, equipment handlers and non-standardized conditions are responsible for food spoilage and

food safety reduction. Several authors have evaluated the hygienic quality of Moroccan *Jben* (Benkerroum & Tamime, 2004; Marnissi et al., 2013; Mennane et al., 2007a). In fact, fecal contaminants achieved levels of 10⁵ CFU.g⁻¹ (Benkerroum & Tamime, 2004). In addition, many staphylococci species, including coagulase negative staphylococci (such as *St. auricularis*, *St. cohnii*, *St. epidermidis*, *St. hominis*, *St. lentus*, *St. simulans* and *St. xylosus*) as well as coagulase positive staphylococci (like *St. aureus*, *St. intermedius* and *St. hyicus*), were isolated from Moroccan *Jben* (Bendahou et al., 2008). Even though the limited acidification of *Jben* (a fresh cheese), pathogens of serious public health concern, such as *Y. enterocolitica*, *Salmonella* spp. and *Li. monocytogenes*, were detected at 4.1%, 10% and 18.1% of samples respectively (El Marnissi et al., 2013; Hamama, 1997). Thus, Moroccan *Jben* production must comply with official hygiene -and other regulatory standards- and follows informative marketing routes to be industrialized.

Table 5 Identified microbiota in Moroccan *Jben*.

Moroccan dairy product	Identified microbiota	References
<i>Jben</i>	<p>Predominant: <i>Lc. lactis</i>, <i>Leuc. mesenteroides</i>, <i>Lb. casei</i>, <i>Lc. plantarum</i>, <i>Leuc. pseudomesenteroides</i>.</p> <p>Others : <i>Lc. paracasei</i>, <i>Lc. brevis</i>, <i>Lc. rhamnosus</i>, <i>Lc. buchneri</i>, <i>Lc. garviae</i>, <i>Lc. raffinolactis</i>, <i>E. saccharominus</i>, <i>St. auricularis</i>, <i>St. cohnii</i>, <i>St. epidermidis</i>, <i>St. hyicus</i>, <i>St. intermedius</i>, <i>St. hominis</i>, <i>St. lentus</i>, <i>St. simulans</i>, <i>St. xylosus</i>. <i>S. cerevisiae</i>, <i>Y. lipolytica</i>, <i>C. parapsilosis</i>, <i>K. unispora</i>, <i>K. marxianus</i>, <i>K. lactis</i>, <i>P. fermentans</i>.</p> <p>Associated pathogens : <i>Y. enterocolitica</i>, <i>Salmonella</i>, <i>Li. monocytogenes</i>, <i>St. aureus</i>.</p>	<p>Bendahou et al., 2008; Hamama, 1997; Ouahghiri et al., 2005, 2014</p>

Other products

Lfrik

The microbiota of *Lfrik* was mainly dominated by LAB (*Lactobacillus*, *Lactococcus*, *Leuconostoc* and *Streptococcus*) (Table 6). The major proportion was *Lactobacillus* (at 1.2x10⁷ CFU.mL⁻¹) represented with several species (especially, *Lb. brevis*, *Lb. fermentum*, *Lb. delbrueckii* subsp. *bugaricus*, *Lb. delbrueckii* subsp. *lactis*, *Lb. acidophilus* and *Lb. plantarum*). *Lactococcus* achieved 3.7x10⁷ CFU.mL⁻¹ and was represented by *Lc. lactis* subsp. *cremoris*, *Lc. lactis* subsp. *lactis* biovar *diacetyllactis*, *Lc. lactis* subsp. *hordniae*, *Lc. raffinolactis* and *Lc. plantarum*. Besides, *Leuc. mesenteroides*, *Leuc. dextranicum*, *Leuc. lactis* and

Strep. salivarius subsp. *thermophilus* were also isolated from Moroccan *Lfrik* (Alaoui Ismaili et al., 2017).

Molds and yeasts were also detected in *Lfrik* at average values of 1.13x10⁴ CFU.mL⁻¹ and 8.3x10⁶ CFU.mL⁻¹ respectively (Alaoui Ismaili et al., 2017). The positively effect of yeasts -at high levels- on LAB activities was also reported (Gadaga et al., 2001; Pereira-Dias et al., 2000; Suzzi et al., 2003).

In regards to hygienic quality of Moroccan *Lfrik*, high levels of fecal contamination were detected (5.6x10⁶ CFU.mL⁻¹ and 3.57x10⁶ CFU.mL⁻¹ for total coliforms and fecal coliforms respectively), which reflect a poor hygienic quality. However, pathogens such as *Salmonella* and *St. aureus* were undetectable (Alaoui Ismaili et al., 2017). This can be attributed to camel milk use, fermentation duration (about 12h), and *Lfrik* pH (on average 5.2).

Table 6 Identified microbiota in Moroccan *Lfrik*.

Moroccan dairy product	Identified microbiota	References
<i>Lfrik</i>	<p>Predominant: <i>Lc. lactis</i> subsp. <i>lactis</i> biovar <i>diacetyllactis</i>, <i>Lb. brevis</i>, <i>Strep. salivarius</i> subsp. <i>thermophilus</i>.</p> <p>Others : <i>Lc. lactis</i> subsp. <i>cremoris</i>, <i>Lc. lactis</i> subsp. <i>hordniae</i>, <i>Lc. raffinolactis</i>, <i>Lc. plantarum</i>, <i>Lb. fermentum</i>, <i>Lb. delbrueckii</i> subsp. <i>bulgaricus</i>, <i>Lb. delbrueckii</i> subsp. <i>lactis</i>, <i>Lb. acidophilus</i>, <i>Lb. plantarum</i>, <i>Leuc. mesenteroides</i> subsp. <i>dextranicum</i>, <i>Leuc. lactis</i>.</p>	<p>Alaoui Ismaili et al., 2017</p>

Klila

Klila is manufactured under traditional conditions. Levels of 5.1x10⁶ CFU.g⁻¹ and 2.2x10⁵ CFU.g⁻¹ of total aerobic mesophilic flora (TAMF), with predominance of LAB, were referred in Moroccan *Klila* (Mennane et al., 2007a,b). These values are accepted by Moroccan standard limits for raw cheeses consumption (Haas, 2018). In addition, fecal contamination as well as pathogens bacteria were not detected in Moroccan *Klila*. However, anaerobic spore-forming bacteria (ASF) was also referred (Mennane et al., 2007a,b). Also, yeasts and molds were detected in Moroccan *Klila* at levels of 2.3x10³-4.4x10⁶ CFU.g⁻¹ and 2.1x10³ CFU.g⁻¹ respectively (Mennane et al., 2007a,b).

These results can be attributed, probably, to LAB predominance, heat treatment (to obtain curd) and/or low moisture content (due to drainage and drying applied during *Klila* preparation). Nevertheless, ASF was only referred owing to heat and dry resistance of spores. Also, yeasts and molds were described resistant to low a_w. Moreover, in addition to their flavor and texture development, LAB displays numerous antimicrobial activities against spoilage and pathogenic bacteria (mainly by H₂O₂, organic acids and bacteriocins production) (Ananou et al., 2007; O'Sullivan et al., 2002).

CONCLUSIONS

In this review, we found that traditional Moroccan dairy products are diverse. The Moroccan dairy processing is characterized by indigenous processing methods, which are sometimes accompanied by the application of other transformation steps and the addition of different spices. However, the manufacturing of these traditional products is unfortunately still not standardized. Due to their particular characteristics (flavor and nutritional value), the preservation of these products can be of great importance, especially due to

increasing of consumer awareness and interest in fermented dairy products and their nutritional and health benefits.

The great microbial diversity of traditional Moroccan dairy products, making them interesting foods, must be preserved due to the importance of their positive aspects, even if measures have to be implemented to guarantee the hygienic safety of these products. The microbiota of Moroccan raw and fermented dairy products is predominated by LAB and their exact role and prevalence can be product-specific. Moreover, the metabolic interactions between LAB and others microorganisms (particularly with yeasts) are responsible for the typical taste appreciated by consumers. However, the study on biodiversity of Moroccan traditional fermented dairy products and microbial interactions is still limited by the small number of studies given the characterization and identification of their microbiota.

For this purpose, further studies are required, on the one hand, in the isolation of the most abundant strains and the investigation of their physiological and biochemical characteristics to approximate to their role in the fermentation process. On the other hand, these products may become interesting source of beneficial microorganisms. Indeed, the new traditional strains, with attractive technological and functional properties, can be developed and used as starter, protective cultures or even, probiotics. These traditional cultures can be also used to ensure the hygienic safety with maintaining the original organoleptic properties of Moroccan traditional fermented dairy products as well as for new products elaboration with new tastes.

Conflict of interest: The authors have no conflict of interest.

Acknowledgments: This work was supported by grants from ANPMA-CNRST (research project VPMA n° 19/2019) and PHC-TOUBKAL (Partenariat Hubert Curien Toubkal/21/114-Campus France 45854PD).

REFERENCES

- Achemchem, F., Cebrián, R., Abrini, J., Martínez-Bueno, M., Valdivia, E., & Maqueda, M. (2012). Antimicrobial characterization and safety aspects of the bacteriocinogenic *Enterococcus hirae* F420 isolated from Moroccan raw goat milk. *Canadian Journal of Microbiology*, 58(5), 596–604. <https://doi.org/10.1139/W2012-027>
- Addis, M. F., Tanca, A., Uzzau, S., Oikonomou, G., Bicalho, R. C., & Moroni, P. (2016). The bovine milk microbiota: Insights and perspectives from -omics studies. *Molecular BioSystems*, 12(8), 2359–2372. <https://doi.org/10.1039/c6mb00021j>
- Agyei, D., Owusu-Kwarteng, J., Akabanda, F., & Akomea-Frempong, S. (2020). Indigenous African fermented dairy products: Processing technology, microbiology and health benefits. *Critical Reviews in Food Science and Nutrition*, 60(6), 991–1006. <https://doi.org/10.1080/10408398.2018.1555133>
- Alaoui Ismaili, M., Zahar, M., Hamama, A., & Saidi, B. (2018). Making of pasteurized Lfrik (fermented Moroccan camel milk) by selected lactic starters. *Revue Marocaine Des Sciences Agronomiques et Vétérinaires*, 6(3), 277–282.
- Alaoui Ismaili, M., Hamama, A., Saidi, B., Zahar, M., & Meryem, A. (2017). Chemical composition, microbial profile and identification of lactic acid bacteria of Moroccan fermented camel milk “Lfrik.” *Current Research in Nutrition and Food Science*, 5(3), 383–390. <https://doi.org/10.12944/CRNFSJ.5.3.24>
- Alaoui Ismaili, M., Saidi, B., Zahar, M., Hamama, A., & Ezzaier, R. (2016). Composition and microbial quality of raw camel milk produced in Morocco. *Journal of the Saudi Society of Agricultural Sciences*, 18(1), 17–21. <https://doi.org/10.1016/j.jssas.2016.12.001>
- Adler, S. A., Jensen, S. K., Govasmark, E., & Steinshamn, H. (2013). Effect of short-term versus long-term grassland management and seasonal variation in organic and conventional dairy farming on the composition of bulk tank milk. *Journal of Dairy Science*, 96(9), 5793–5810. <https://doi.org/10.3168/jds.2012-5765>
- Alganesh, T. G., & Yetenayet, B. T. (2017). Traditional butter and ghee production, processing and handling in Ethiopia: A review. *African Journal of Food Science*, 11(4), 95–105. <https://doi.org/10.5897/ajfs2016.1544>
- Álvarez-Martín, P., Flórez, A. B., Hernández-Barranco, A., & Mayo, B. (2008). Interaction between dairy yeasts and lactic acid bacteria strains during milk fermentation. *Food Control*, 19(1), 62–70. <https://doi.org/10.1016/j.foodcont.2007.02.003>
- Amiot, J., Fournier, S., Lebeuf, Y., Paquin, P., Simpson, R. T., & Urgeon, H. (2002). Composition, propriétés physicochimiques, valeur nutritive, qualité technologique et techniques d'analyse du lait (2nd ed.). *Milk science and technology*.
- Ananou, S., Lotfi, S., Azdad, O., & Nzoyikorera, N. (2020). Production, recovery and characterization of an enterocin with anti-listerial activity produced by *Enterococcus hirae* OS1. *Applied Food Biotechnology*, 7(2), 103–1. <https://doi.org/10.22037/afb.v7i1.26975>
- Ananou, S., Maqueda, M., Martínez-Bueno, M., & Valdivia, E. (2007). Biopreservation, an ecological approach to improve the safety and shelf-life of foods. In A. Mendez-Vilas (Ed.), *Communicating Current Research and Educational Topics and Trends in Applied Microbiology* (pp. 475–486).
- Arnould, V. M.-R. & Soyeurt H. (2009). Genetic variability of milk fatty acids. *Journal of Applied Genetics*, 50(1), 29–39. <https://doi.org/10.1007/BF03195649>
- Bacic, B., Jackson, H., & Clegg, L. F. L. (1968). Distribution of bacteria in milk drawn directly from the cow's Udder. *Journal of Dairy Science*, 51(1), 47–49. [https://doi.org/10.3168/jds.S0022-0302\(68\)86918-8](https://doi.org/10.3168/jds.S0022-0302(68)86918-8)
- Benacir, M. (1983). Contribution à l'étude de la qualité bactériologique et chimique des laits des centres de collecte dans la région du Gharb [Unpublished doctoral dissertation]. IAV-Hassan II. Morocco.
- Bendahou, A., Lebbadi, M., Ennani, L., Essadqui, F. Z., & Abid, M. (2008). Characterization of *Staphylococcus* species isolated from raw milk and milk products (Iben and jben) in North Morocco. *Journal of Infection in Developing Countries*, 2(3), 218–225. <https://doi.org/10.3855/jidc.266>
- Bendimerad, N., Kihal, M., & Berthier, F. (2012). Isolation, identification, and technological characterization of wild leuconostocs and lactococci for traditional Raib type milk fermentation. *Dairy Science and Technology*, 92(3), 249–264. <https://doi.org/10.1007/s13594-012-0063-8>
- Benkerroum, N., Oubel, H., Zahar, M., Dlia, S., & Filali-Maltouf, A. (2007a). Isolation of a bacteriocin-producing *Lactococcus lactis* subsp. *lactis* and application to control *Listeria monocytogenes* in Moroccan jben. *Journal of Applied Microbiology*, 89(6), 960–968. <https://doi.org/10.1046/j.1365-2672.2000.01199.x>
- Benkerroum, N., Ghat, Y., & Ghalfi, H. (2007b). Screening for bacteriocin-producing lactic acid bacteria from various Moroccan food products and partial characterization of putative bacteriocins. *Biotechnology*, 6(4), 481–488.
- Benkerroum, N., & Tamime, A. Y. (2004). Technology transfer of some Moroccan traditional dairy products (Iben, jben and smen) to small industrial scale. *Food Microbiology*, 21(4), 399–413. <https://doi.org/10.1016/j.fm.2003.08.006>
- Bennani, S., Mchiouer, K., Rokni, Y., & Meziane, M. (2017). Characterisation and Identification of Lactic Acid Bacteria Isolated from Moroccan Raw Cow's Milk. *Journal of Materials and Environmental Sciences*, 8(S), 4934–4944.
- Beresford, T. P. (2011). Lactic Acid Bacteria: Citrate Fermentation by Lactic Acid Bacteria. *Encyclopedia of Dairy Sciences: Second Edition*, 1, 166–172. <https://doi.org/10.1016/B978-0-12-374407-4.00272-7>
- Berrada, M., Marrakchi, A. El, & Berramou, A. (1983). Etude sur le Lben marocain. *Le Lait*, 63(627–628), 230–245.
- Bhardwaj, A., Malik, R. K., & Chauhan, P. (2008). Functional and safety aspects of enterococci in dairy foods. *Indian Journal of Microbiology*, 48(3), 317–325. <https://doi.org/10.1007/s12088-008-0041-2>
- BO:5214. (2004). Arrêté conjoint du ministre de l'agriculture et du développement rural, du ministre de la santé et du ministre de l'industrie, du commerce et des télécommunications n°624-04 du 17 safar 1425 (8 avril 2004) relatif aux normes microbiologiques, Morocco (Report No. 624-04/2004).
- Boubekri, C., Elaraki, A. T., Berrada, M., Benkerroum, N., Boubekri, C., Elaraki, A. T., Berrada, M., & Caract, N. B. (1984). Caractérisation physico-chimique du Iben marocain. *Le Lait*, 64(643–644), 436–447.
- Bouymajane, A., Rhazi Filali, F., Oulghazi, S., Lafkih, N., Ed-Dra, A., Aboulkacem, A., El Allaoui, A., Ouhmidou, B., & Moumni, M. (2021). Occurrence, antimicrobial resistance, serotyping and virulence genes of *Listeria monocytogenes* isolated from foods. *Heliyon*, 7(2), 11. <https://doi.org/10.1016/j.heliyon.2021.e06169>
- Büchl, N. R., & Seiler, H. (2011). Yeasts and Molds: Yeasts in Milk and Dairy Products. In H. Roginski, J. W. Fuquay, & P. F. Fox (Eds.), *Encyclopedia Sciences, of dairy* (2nd ed., Vol. 4, pp. 744–753). Elsevier Ltd. <https://doi.org/10.1016/B978-0-12-374407-4.00498-2>
- Cancino-Padilla, N., Fellenberg, M. A., Franco, W., Ibáñez, R. A., & Vargas-Bello-Pérez, E. (2017). Bacterias transmitidas por los alimentos en los productos lácteos: Detección por técnicas moleculares. *Ciencia e Investigación Agraria*, 44(3), 215–229. <https://doi.org/10.7764/rcia.v44i3.1811>
- Choho, G., Abriouel, H., Omar, N. Ben, López, R. L., Ortega, E., Martínez-Cañamero, M., Laglaoui, A., Barrijal, S., & Gálvez, A. (2008). Characterization of a bacteriocin-producing strain of *Enterococcus faecalis* from cow's milk used in the production of Moroccan traditional dairy foods. *World Journal of Microbiology and Biotechnology*, 24(7), 997–1001. <https://doi.org/10.1007/s11274-007-9567-4>
- Chrif, M., El Hourch, A., Chouni, S., Bouyahya, A., & El Abidi, A. (2019). Changes of Physicochemical composition of Moroccan bovine's milk along the years. *Mediterranean Journal of Chemistry*, 8(6), 470–475. <https://doi.org/10.13171/mjc861907249mc>
- Chye, F. Y., Abdullah, A., & Ayob, M. K. (2004). Bacteriological quality and safety of raw milk in Malaysia. *Food Microbiology*, 21(5), 535–541. <https://doi.org/10.1016/j.fm.2003.11.007>
- CODEX STAN 206-1999. (1999). Norme générale pour l'utilisation de termes de laiterie. <http://www.fao.org/fao-who-codexalimentarius/codex-texts/list-standards/fr/>. Accessed 20 July 2021.
- Creppy, E. E. (2002). Update of survey, regulation and toxic effects of mycotoxins in Europe. *Toxicology Letters*, 127(1–3), 19–28. [https://doi.org/10.1016/S0378-4274\(01\)00479-9](https://doi.org/10.1016/S0378-4274(01)00479-9)
- Drewnowski, A. (2005). Concept of a nutritious food: Toward a nutrient density score. *American Journal of Clinical Nutrition*, 82(4), 721–732. <https://doi.org/10.1093/ajcn/82.4.721>
- Ebner, P., Ghoryar, M. A., Shakes, A. A., & Ghanizadah, A. Z. I. A. (2017). Milk quality and safety testing manual For Afghanistan. In *Afghan Milk Manual.indd*.
- El-Baradei, G., Delacroix-Buchet, A., & Ogier, J. C. (2008). Bacterial biodiversity of traditional Zabady fermented milk. *International Journal of Food Microbiology*, 121(3), 295–301. <https://doi.org/10.1016/j.ijfoodmicro.2007.11.014>
- El-Hamdani, M., Linda, Z., Abdellah, E. H., Mohamed, B., Ahmed, D., Abdelmajid, Z., Khadija, O., & Mohammed, B. (2016). Seasonal Effect on Bovine Raw Milk Composition of Oulmes Local Race in Morocco. *Food Science and Quality Management*, 52, 49–55.
- El Kinany, K., Mint Sidi Deoula, M., Hatime, Z., Boudouaya, H. A., Huybrechts, I., El Asri, A., Benider, A., Ahallat, M., Afqir, S., Mellas, N., Khouchani, M., & El Rhazi, K. (2020). Consumption of modern and traditional Moroccan dairy products and colorectal cancer risk: a large case control study. *European Journal of Nutrition*, 59(3), 953–963. <https://doi.org/10.1007/s00394-019-01954-1>
- El Marnissi, B., Bennani, L., Cohen, N., El Ouali Lalami, A., & Belkhou, R. (2013). Presence of *Listeria monocytogenes* in raw milk and traditional dairy products marketed in the north-central region of Morocco. *African Journal of Food Science*, 7(5), 87–91. <https://doi.org/10.5897/ajfs2013.0992>
- El Marrakchi, A., Tantaoui-Elarraki, A., El Mane, A., & Tifrit, L. (1988a). La flore microbienne du smen marocain I. Flore naturelle et flore d'intérêt hygiénique. *Le Lait*, 68(2), 205–217. <https://doi.org/10.1051/lait:1988214>
- El Marrakchi, A., Tantaoui-Elaraki, A., Hamama, A., & Grini, A. (1988b). La flore microbienne du smen marocain. II. Flores lipolytique et caséolytique. *Le Lait*, 68(3), 333–347. <https://doi.org/10.1051/lait:1988322>
- Elotmani, F., Revol-Junelles, A. M., Assobhei, O., & Millièrre, J. B. (2002). Characterization of anti-*Listeria monocytogenes* bacteriocins from *Enterococcus faecalis*, *Enterococcus faecium*, and *Lactococcus lactis* strains isolated from raib, a Moroccan traditional fermented milk. *Current Microbiology*, 44(1), 10–17. <https://doi.org/10.1007/s00284-001-0067-8>

- Ercolini, D., Russo, F., Ferrocino, I., & Villani, F. (2009). Molecular identification of mesophilic and psychrotrophic bacteria from raw cow's milk. *Food Microbiology*, 26(2), 228–231. <https://doi.org/10.1016/j.fm.2008.09.005>
- Erkmen, O., & Bozoglu, T. F. (2016). Spoilage of milk and milk products. In: *Food microbiology: principles into practice* (pp. 307–336). ISBN: 978-1-119-23776-1
- Esfarjani, F., Khoshtinat, K., Zargaraan, A., Mohammadi-Nasrabadi, F., Salmani, Y., Saghafi, Z., Hosseini, H., & Bahmaei, M. (2019). Evaluating the rancidity and quality of discarded oils in fast food restaurants. *Food Science and Nutrition*, 7(7), 2302–2311. <https://doi.org/10.1002/fsn3.1072>
- FAO (Food and Agriculture Organization). (2011). Profil Nutritionnel De Pays. <https://www.fao.org/3/bc635f/bc635f.pdf>. Accessed 13 October 2021.
- FAOSTAT. (2021). Food and Agriculture Organization Corporate Statistical Database. <http://www.fao.org/faostat/en/#home>. Accessed 10 October 2021.
- Ferdous, N., Hnini, R., Merzouki, M., Bahi, L., Chigr, F., & Najimi, M. (2017). Microbiological Characteristics of Raw Cow Milk in Beni Mellal Area (Morocco). *International Journal of Science and Engineering Applications*, 6(10), 344–349. <https://doi.org/10.7753/ijsea0610.1006>
- Fessard, A., & Remize, F. (2017). Why are Weissella spp. not used as commercial starter cultures for food fermentation? *Fermentation*, 3(3), 38. <https://doi.org/10.3390/fermentation3030038>
- Filali, R. (2018). Microbiological Quality and Risk Factor of Contamination of Whey in Meknes (Morocco). *Biomedical Journal of Scientific & Technical Research*, 6(5), 4–9. <https://doi.org/10.26717/bjstr.2018.06.001410>
- Foulquié Moreno, M. R., Sarantinopoulos, P., Tsakalidou, E., & De Vuyst, L. (2006). The role and application of enterococci in food and health. *International Journal of Food Microbiology*, 106(1), 1–24. <https://doi.org/10.1016/j.ijfoodmicro.2005.06.026>
- Fusco, V., Chieffi, D., Fanelli, F., Logrieco, A. F., Cho, G. S., Kabisch, J., Böhnlein, C., & Franz, C. M. A. P. (2020). Microbial quality and safety of milk and milk products in the 21st century. *Comprehensive Reviews in Food Science and Food Safety*, 19(4), 2013–2049. <https://doi.org/10.1111/1541-4337.12568>
- Gadaga, T. H., Mutukumira, A. N., & Narvhus, J. A. (2001). The growth and interaction of yeasts and lactic acid bacteria isolated from Zimbabwean naturally fermented milk in UHT milk. *International Journal of Food Microbiology*, 68(1–2), 21–32. [https://doi.org/10.1016/S0168-1605\(01\)00466-4](https://doi.org/10.1016/S0168-1605(01)00466-4)
- Gadaga, T. H., Mutukumira, A. N., Narvhus, J. A., & Feresu, S. B. (1999). A review of traditional fermented foods and beverages of Zimbabwe. *International Journal of Food Microbiology*, 53(1), 1–11. [https://doi.org/10.1016/S0168-1605\(99\)00154-3](https://doi.org/10.1016/S0168-1605(99)00154-3)
- García-Burgos, M., Moreno-Fernández, J., Alférez, M. J. M., Diaz-Castro, J., & López-Aliaga, I. (2020). New perspectives in fermented dairy products and their health relevance. *Journal of Functional Foods*, 72, 104059. <https://doi.org/10.1016/j.jff.2020.104059>
- Geronikou, A., Srimahaek, T., Rantsiou, K., Triantafyllidis, G., Larsen, N., & Jespersen, L. (2020). Occurrence of Yeasts in White-Brined Cheeses: Methodologies for Identification, Spoilage Potential and Good Manufacturing Practices. *Frontiers in Microbiology*, 11(October), 1–21. <https://doi.org/10.3389/fmicb.2020.582778>
- Gökçe, R., Aslanalp, Y., & Herken, E. N. (2010). Microbiological quality of karin butter, a traditionally manufactured butter from Turkey. *Grasas y Aceites*, 61(2), 121–125. <https://doi.org/10.3989/gya.075909>
- Gonfa, A., Foster, H. A., & Holzapfel, W. H. (2001). Field survey and literature review on traditional fermented milk products of Ethiopia. *International Journal of Food Microbiology*, 68(3), 173–186. [https://doi.org/10.1016/S0168-1605\(01\)00492-5](https://doi.org/10.1016/S0168-1605(01)00492-5)
- Guétouache, M., & Guessas, B. (2015). Characterization and identification of lactic acid bacteria isolated from traditional cheese (Klila) prepared from cows milk. *African Journal of Microbiology Research*, 9(2), 71–77. <https://doi.org/10.5897/ajmr2014.7279>
- Haas, M. (2018). Microbiological Standards for Food of Animal Origin (Report No. M01814) USDA Foreign Agricultural Service. https://www.tandf.co.uk/journals/authors/style/reference/tf_APA.pdf. Accessed 13 November 2021.
- Hadrya, F., El Ouardi, A., Hami, H., Soulaymani, A., & Senouci, S. (2012). Évaluation de la qualité microbiologique des produits laitiers commercialisés dans la région de Rabat-Salé- Zemmour-Zaer au Maroc. *Cahiers de Nutrition et de Diétiétique*, 47(6), 303–307. <https://doi.org/10.1016/j.cnd.2012.06.001>
- Hallén, E. (2008). Coagulation Properties of Milk [Doctoral dissertation, Swedish university of agricultural sciences]. SLU service. https://pub.epsilon.slu.se/1879/1/EH_kappa_EH.pdf
- Hamama, A. (1989). Studies of the hygienic quality of Moroccan traditional dairy products. [Unpublished doctoral dissertation, University of Minnesota]. USA.
- Hamama, A. (1997). Improvements of the manufacture of traditional fermented products in Morocco: case of Jben (Moroc- can traditional fresh cheese). In H. A. Dirar (Ed.), *Emerging Technology Series- Food Processing Technologies for Africa*. (pp. 85–102). UNIDO.
- Hamama, A., & Bayi, M. (1991). Composition and microbiological profile of two Moroccan traditional dairy products: raib and jben. *International Journal of Dairy Technology*, 44(4), 118–120. <https://doi.org/10.1111/j.1471-0307.1991.tb01921.x>
- Hamama, A., El Marrakchi, A., & El Othmani, F. (1992). Occurrence of Yersinia enterocolitica in milk and dairy products in Morocco. *International Journal of Food Microbiology*, 16(1), 69–77. [https://doi.org/10.1016/0168-1605\(92\)90127-O](https://doi.org/10.1016/0168-1605(92)90127-O)
- Hamama, A., El Hankouri, N., & El Ayadi, M. (2002). Fate of enterotoxigenic Staphylococcus aureus in the presence of nisin-producing Lactococcus lactis strain during manufacture of Jben, a Moroccan traditional fresh cheese. *International Dairy Journal*, 12(11), 933–938. [https://doi.org/10.1016/S0958-6946\(02\)00113-9](https://doi.org/10.1016/S0958-6946(02)00113-9)
- Hassaïne, O., Zadi-Karam, H., & Karam, N. E. (2007). Technologically important properties of lactic acid bacteria isolated from raw milk of three breeds of Algerian dromedary (Camelus dromedarius). *African Journal of Biotechnology*, 6(14), 1720–1727. <https://doi.org/10.4314/ajb.v6i14.57764>
- Hnini, R., Ouhida, L., Chigr, M., Merzouki, M., Gammouh, A., Najimi, M., & Chigr, F. (2018). Evaluation of the Physical and Chemical Quality of Moroccan Cow Raw Milk in Dairy Herds Located in the Beni Mellal Region. *World Journal of Research and Review*, 7(6), 14–18. <https://doi.org/10.31871/wjrr.7.6.11>
- Huang, E., Zhang, L., Chung, Y. K., Zheng, Z., & Yousef, A. E. (2013). Characterization and application of enterocin RM6, a bacteriocin from Enterococcus faecalis. *BioMed Research International*, 2013, 1–7. <https://doi.org/10.1155/2013/206917>
- Idoui, T., Benhamada, N., & Leghouchi, E. (2010). Microbial quality, physicochemical characteristics and fatty acid composition of a traditional butter produced from cows' milk in East Algeria. *Grasas y Aceites*, 61(3), 232–236. <https://doi.org/10.3989/gya.110209>
- Iradukunda, C., Aida, W. M. W., Ouafi, A. T., Barkouch, Y., & Boussaid, A. (2018). Aroma profile of a traditionally fermented butter (smen). *Journal of Dairy Research*, 85(1), 114–120. <https://doi.org/10.1017/S0022029917000796>
- Issa, A. T., & Tahergorabi, R. (2019). Milk Bacteria and Gastrointestinal Tract: Microbial Composition of Milk. Microbial Composition of Milk. In *Dietary Interventions in Gastrointestinal Diseases: Foods, Nutrients, and Dietary Supplements* (pp. 265–275). Elsevier Inc. <https://doi.org/10.1016/B978-0-12-814468-8.00022-3>
- Jans, C., Bugnard, J., Njage, P. M. K., Lacroix, C., & Meile, L. (2012). Lactic acid bacteria diversity of African raw and fermented camel milk products reveals a highly competitive, potentially health-threatening predominant microflora. *LWT - Food Science and Technology*, 47(2), 371–379. <https://doi.org/10.1016/j.lwt.2012.01.034>
- Jans, C., Meile, L., Kaindi, D. W. M., Kogi-Makau, W., Lamuka, P., Renault, P., Kreikemeyer, B., Lacroix, C., Hattendorf, J., Zinsstag, J., Schelling, E., Fokou, G., & Bonfoh, B. (2017). African fermented dairy products – Overview of predominant technologically important microorganisms focusing on African Streptococcus infantarius variants and potential future applications for enhanced food safety and security. *International Journal of Food Microbiology*, 250, 27–36. <https://doi.org/10.1016/j.ijfoodmicro.2017.03.012>
- Kadri, Z., Vandamme, P., Ouadghiri, M., Cnockaert, M., Aerts, M., Elfahime, E. M., Farricha, O. El, Swings, J., & Amar, M. (2015). Streptococcus tangierensis sp. nov. and Streptococcus cameli sp. nov., two novel Streptococcus species isolated from raw camel milk in Morocco. *Antonie van Leeuwenhoek, International Journal of General and Molecular Microbiology*, 107(2), 503–510. <https://doi.org/10.1007/s10482-014-0346-6>
- Kavas, G. (2015). Kefirs manufactured from camel (Camelus dromedarius) milk and cow milk: Comparison of some chemical and microbial properties. *Italian Journal of Food Science*, 27(3), 357–365. <https://doi.org/10.14674/1120-1770/ijfs.v279>
- Khay, E., Idaomar, M., Miguel, L., Castro, P., Bernárdez, P. F., Senhaji, N. S., & Abrini, J. (2011). Antimicrobial activities of the bacteriocin-like substances produced by lactic acid bacteria isolated from Moroccan dromedary milk. *African Journal of Biotechnology*, 10(51), 10447–10455. <https://doi.org/10.5897/AJB11.1328>
- Khedid, K., Faid, M., Mokhtari, A., Soulaymani, A., & Zinedine, A. (2009). Characterization of lactic acid bacteria isolated from the one humped camel milk produced in Morocco. *Microbiological Research*, 164(1), 81–91. <https://doi.org/10.1016/j.micres.2006.10.008>
- Kok, C. R., & Hutkins, R. (2018). Yogurt and other fermented foods as sources of health-promoting bacteria. *Nutrition Reviews*, 76, 4–15. <https://doi.org/10.1093/nutrit/nuy056>
- Kouniba, A., Berrada, M., Zahar, M., & Bengoumi, M. (2005). Composition and heat stability of Moroccan camel milk. *Journal of Camel Practice and Research*, 12(2), 105–110.
- Koutinas, A. A. (2017). Fermented Dairy Products. In P. Ashok, D. Guocheng, S. Maria, S. Carlos, & D. Claude-Gilles (Eds.), *Current Developments in Biotechnology and Bioengineering: Food and Beverages Industry* (1st Ed., pp. 3–24). Elsevier B.V. <https://doi.org/10.1016/B978-0-444-63666-9.00001-7>
- Lampietti, J. A., Michaels, S., Magnan, N., McCalla, A. F., Saade, M., & Khouri, N. (2011). A strategic framework for improving food security in Arab countries. *Food Security*, 3(S1), 7–22. <https://doi.org/10.1007/s12571-010-0102-3>
- Leksir, C., Boudalia, S., Moujahed, N., & Chemmam, M. (2019). Traditional dairy products in Algeria: Case of Klila cheese. *Journal of Ethnic Foods*, 6(1), 1–14. <https://doi.org/10.1186/s42779-019-0008-4>
- Mangia, N. P., Garau, G., Murgia, M. A., Bennani, A., & Deiana, P. (2014). Influence of autochthonous lactic acid bacteria and enzymatic yeast extracts on the

- microbiological, biochemical and sensorial properties of Lben generic products. *Journal of Dairy Research*, 81(2), 193–201. <https://doi.org/10.1017/S0022029914000119>
- Marchand, S., Duquenne, B., Heyndrickx, M., Coudijzer, K., & Block, J. De. (2017). Destabilization and off-flavors generated by *Pseudomonas* proteases during or after uht-processing of milk. *International Journal of Food Contamination*, 4(1), 1–7. <https://doi.org/10.1186/s40550-016-0047-1>
- Marco, M. L., Heeney, D., Binda, S., Cifelli, C. J., Cotter, P. D., Foligné, B., Gänzle, M., Kort, R., Pasin, G., Pihlanto, A., Smid, E. J., & Hutkins, R. (2017). Health benefits of fermented foods: microbiota and beyond. *Current Opinion in Biotechnology*, 44, 94–102. <https://doi.org/10.1016/j.copbio.2016.11.010>
- Marnissi, B., Belkhou, R., Ouali, A. El, & Bennani, L. (2013). Microbiological and physicochemical characterization of raw milk and some Moroccan traditional dairy derivatives (Lben and Jben). *Le Lait*, 83(3), 100–111.
- Marrakchi, A., Berrada, M., Chahboun, M., & Benbouhou, M. (1986). Etude chimique du smen marocain. *Le Lait*, 66(2), 117–133.
- Marrakchi, A., Hamama, A., & Othmani, F. EL. (1993). Occurrence of *Listeria monocytogenes* in Milk and Dairy Products Produced or Imported Into Morocco. *Journal of Food Protection*, 56(3), 256–259. <https://doi.org/10.4315/0362-028X-56.3.256>
- Mathara, J. M., Schillinger, U., Kutima, P. M., Mbugua, S. K., & Holzapfel, W. H. (2004). Isolation, identification and characterisation of the dominant microorganisms of kule naoto: The Maasai traditional fermented milk in Kenya. *International Journal of Food Microbiology*, 94(3), 269–278. <https://doi.org/10.1016/j.ijfoodmicro.2004.01.008>
- Mehio Sibai, A., Nasreddine, L., Mokdad, A. H., Adra, N., Tabet, M., & Hwalla, N. (2011). Nutrition transition and cardiovascular disease risk factors in middle East and North Africa countries: Reviewing the evidence. *Annals of Nutrition and Metabolism*, 57(3–4), 193–203. <https://doi.org/10.1159/000321527>
- Mennane, Z., Faid, M., Lagzouli, M., & Elyachioui, M. (2007a). Physico-Chemical, Microbial and Sensory Characterisation of Moroccan Klila Food Laboratory of Microbiology and Biotechnology Agronomic. *Middle-East Journal of Scientific Research*, 2(3–4), 93–97.
- Mennane, Z., Khedid, K., Zinedine, A., & Lagzouli, M. (2007b). Microbial Characteristics of Klila and Jben Traditionnal Moroccan Cheese from Raw Cow 's Milk. *World Journal of Dairy and Food Science*, 2(1), 23–27.
- Michaelidou, A., & Steijns, J. (2006). Nutritional and technological aspects of minor bioactive components in milk and whey: Growth factors, vitamins and nucleotides. *International Dairy Journal*, 16(11), 1421–1426. <https://doi.org/10.1016/j.idairyj.2006.06.018>
- Mitsui, T., Kasezawa, N., & Goda, T. (2007). Milk consumption does not affect body mass index but may have an unfavorable effect on serum total cholesterol in Japanese adults. *Nutrition Research*, 27(7), 395–399. <https://doi.org/10.1016/j.nutres.2007.05.006>
- Moran, C. A., Morlacchini, M., Keegan, J. D., & Fusconi, G. (2018). The effect of dietary supplementation with *Aurantiochytrium limacinum* on lactating dairy cows in terms of animal health, productivity and milk composition. *Journal of Animal Physiology and Animal Nutrition*, 102(2), 576–590. <https://doi.org/10.1111/jpn.12827>
- Mourad, G., & Bettache, G. (2018). Characterization of Lactic Acid Bacteria Isolated from Traditional Butter Produced in Djelfa Province of Algeria. *Biosciences, Biotechnology Research Asia*, 15(3), 737–746. <https://doi.org/10.13005/bbra/2683>
- Mourad, G., & Bettache, G. (2020). Various Traditional Dairy Products in Africa and Algeria. *Journal of Nutrition and Food Security*, 5(4), 400–408. <https://doi.org/10.18502/jnfs.v5i4.4441>
- Murphy S. C., Martin N. H., Barbano D. M., & Wiedmann M. (2016). Influence of raw milk quality on processed dairy products: How do raw milk quality test results relate to product quality and yield?. *Journal of Dairy Science*, 99(12), 10128–10149. <https://doi.org/10.3168/jds.2016-11172>
- Musamyemaria, B. (2011). Condition de production et biodiversité bactérienne des produits laitiers fermentés artisanaux du Sénégal [Doctoral dissertation, University of BOBO-DIOULASSO]. Sénégal. <https://beep.ird.fr/collect/upb/index/assoc/IDR-2011-MUS-CON/IDR-2011-MUS-CON.pdf>
- Noutfia, Y., & Said, Z. (2017, June 20-22). Technological and biochemical characterization of Drâa goat milk and cheese [Paper presentation]. 12th International Meeting on Mountain Cheese, Padova, Italy.
- O'Callaghan, T. F., Mannion, D. T., Hennessy, D., McAuliffe, S., O'Sullivan, M. G., Leeuwendaal, N., Beresford, T. P., Dillon, P., Kilcawley, K. N., Sheehan, J. J., Ross, R. P., & Stanton, C. (2017). Effect of pasture versus indoor feeding systems on quality characteristics, nutritional composition, and sensory and volatile properties of full-fat Cheddar cheese. *Journal of Dairy Science*, 100(8), 6053–6073. <https://doi.org/10.3168/jds.2016-12508>
- O'Connor, C. B., & Tripathi, B. R. (1992). Milk processing techniques: Sour milk. *International Livestock Centre for Africa*.
- O'Riordan, P. J., & Delahunty, C. M. (2003). Characterisation of commercial Cheddar cheese flavour. 2: Study of Cheddar cheese discrimination by composition, volatile compounds and descriptive flavour assessment. *International Dairy Journal*, 13(5), 371–389. [https://doi.org/10.1016/S0958-6946\(03\)00006-2](https://doi.org/10.1016/S0958-6946(03)00006-2)
- O'Sullivan, L., Ross, R. P., & Hill, C. (2002). Potential of bacteriocin-producing lactic acid bacteria for improvements in food safety and quality. *Biochimie*, 84(5–6), 593–604. [https://doi.org/10.1016/S0300-9084\(02\)01457-8](https://doi.org/10.1016/S0300-9084(02)01457-8)
- Ouadghiri, M. (2009). Biodiversité des bactéries lactiques dans le lait cru et ses dérivés «Lben» et «Jben» d'origine marocaine. [Doctoral dissertation, University Mohamed V – Agdal Faculty of science Rabat]. Morocco. https://thesesenafrique.imist.ma/bitstream/handle/123456789/182/THESE_OUA_DGHIRI.pdf?sequence=1
- Ouadghiri, M., Amar, M., Vancanneyt, M., & Swings, J. (2005). Biodiversity of lactic acid bacteria in Moroccan soft white cheese (Jben). *FEMS Microbiology Letters*, 251(2), 267–271. <https://doi.org/10.1016/j.femsle.2005.08.012>
- Ouadghiri, M., Vancanneyt, M., Vandamme, P., Naser, S., Gevers, D., Lefebvre, K., Swings, J., & Amar, M. (2009). Identification of lactic acid bacteria in Moroccan raw milk and traditionally fermented skimmed milk “lben.” *Journal of Applied Microbiology*, 106(2), 486–495. <https://doi.org/10.1111/j.1365-2672.2008.04016.x>
- Ouadghiri, M., Amar, M., Daniel, H. marie, & Jean, S. (2014). Yeasts in traditional Moroccan goat cheese. *African Journal of Agricultural Research*, 6(30), 6348–6353. <https://doi.org/10.5897/A>
- Owusu-Kwarteng, J., Akabanda, F., Agyei, D., & Jespersen, L. (2020). Microbial safety of milk production and fermented dairy products in africa. *Microorganisms*, 8(5), 1–24. <https://doi.org/10.3390/microorganisms8050752>
- Parmar, P., Lopez-Villalobos, N., Tobin, J. T., Murphy, E., McDonagh, A., Crowley, S. V., Kelly, A. L., & Shalloo, L. (2020). The effect of compositional changes due to seasonal variation on milk density and the determination of season-based density conversion factors for use in the dairy industry. *Foods*, 9(8), 1–12. <https://doi.org/10.3390/foods9081004>
- Pathot, Y. D. (2019). Hygienic Practices and Bacteriological Quality of Milk: a Review. *International Journal of Research -Granthaalayah*, 7(5), 341–356. <https://doi.org/10.29121/granthaalayah.v7.i5.2019.856>
- Pereira-Dias, S., Potes, M. E., Marinho, A., Malfeito-Ferreira, M., & Loureiro, V. (2000). Characterisation of yeast flora isolated from an artisanal Portuguese ewes' cheese. *International Journal of Food Microbiology*, 60(1), 55–63. [https://doi.org/10.1016/S0168-1605\(00\)00323-8](https://doi.org/10.1016/S0168-1605(00)00323-8)
- Poznanski, E., Cavazza, A., Cappa, F., & Cocconcelli, P. S. (2004). Indigenous raw milk microbiota influences the bacterial development in traditional cheese from an alpine natural park. *International Journal of Food Microbiology*, 92(2), 141–151. <https://doi.org/10.1016/j.ijfoodmicro.2003.09.006>
- Quigley, L., O'Sullivan, O., Stanton, C., Beresford, T. P., Ross, R. P., Fitzgerald, G. F., & Cotter, P. D. (2013). The complex microbiota of raw milk. *FEMS Microbiology Reviews*, 37(5), 664–698. <https://doi.org/10.1111/1574-6976.12030>
- Rady, A. H., & Badr, H. M. (2003). Keeping the quality of cows' butter by γ -irradiation. *Grasas y Aceites*, 54(4), 410–418. <https://doi.org/10.3989/gya.2003.v54.i4.229>
- Raghianti, F. (2018). *Yersinia enterocolitica* in milk and dairy products: a review. *Revista Brasileira de Higiene e Sanidade Animal*, 12(4), 420–427.
- Randazzo, C. L., Caggia, C., & Neviani, E. (2009). Application of molecular approaches to study lactic acid bacteria in artisanal cheeses. *Journal of Microbiological Methods*, 78(1), 1–9. <https://doi.org/10.1016/j.mimet.2009.04.001>
- Randazzo, Torriani, S., Akkermans, A. D. L., De Vos, W. M., & Vaughan, E. E. (2002). Diversity, dynamics, and activity of bacterial communities during production of an artisanal sicilian cheese as evaluated by 16S rRNA analysis. *Applied and Environmental Microbiology*, 68(4), 1882–1892. <https://doi.org/10.1128/AEM.68.4.1882-1892.2002>
- Rasane, P., Kailey, R., & Singh, S. K. (2017). Fermented indigenous Indian dairy products: Standards, nutrition, technological significance and opportunities for its processing. *Journal of Pure and Applied Microbiology*, 11(2), 1199–1213. <https://doi.org/10.22207/JPAM.11.2.68>
- Rawat, K., Kumari, A., Kumar, S., Kumar, R., & Gehlot, R. (2018). Traditional Fermented Products of India. *International Journal of Current Microbiology and Applied Sciences*, 7(04), 1873–1883. <https://doi.org/10.20546/ijcmas.2018.704.214>
- Salmerón, J., De Vega, C., Pérez-Elortondo, F. J., Albusu, M., & Barrón, L. J. R. (2002). Effect of pasteurization and seasonal variations in the microflora of ewe's milk for cheesemaking. *Food Microbiology*, 19(2–3), 167–174. <https://doi.org/10.1006/fmic.2001.0475>
- Samet-Bali, O., Ennouri, M., Dhoub, A., & Attia, H. (2012). Characterisation of typical Tunisian fermented milk: Leben. *African Journal of Microbiology Research*, 6(9), 2169–2175. <https://doi.org/10.5897/ajmr12.065>
- Samet-Bali, Olfa, Bellila, A., Ayadi, M. A., Marzouk, B., & Attia, H. (2010). A comparison of the physicochemical, microbiological and aromatic composition of Traditional and Industrial Leben in Tunisia. *International Journal of Dairy Technology*, 63(1), 98–104. <https://doi.org/10.1111/j.1471-0307.2009.00546.x>
- Şanlıer, N., Gökçen, B. B., & Sezgin, A. C. (2019). Health benefits of fermented foods. *Critical Reviews in Food Science and Nutrition*, 59(3), 506–527. <https://doi.org/10.1080/10408398.2017.1383355>
- Sarhir, S. T., Amanpour, A., Bouseta, A., & Selli, S. (2021). Fingerprint of aromatic compounds and odor activity values in a traditional Moroccan fermented

- butter “Smen” using GC–MS–Olfactometry. *Journal of Food Composition and Analysis*, 96(2021), 103761. <https://doi.org/10.1016/j.jfca.2020.103761>
- Satish Kumar, R., Kanmani, P., Yuvaraj, N., Paari, K. A., Pattukumar, V., & Arul, V. (2013). Traditional Indian fermented foods: A rich source of lactic acid bacteria. *International Journal of Food Sciences and Nutrition*, 64(4), 415–428. <https://doi.org/10.3109/09637486.2012.746288>
- Shiby, V. K., & Mishra, H. N. (2013). Fermented Milks and Milk Products as Functional Foods-A Review. *Critical Reviews in Food Science and Nutrition*, 53(5), 482–496. <https://doi.org/10.1080/10408398.2010.547398>
- Shoet, A. L. (1955). The temperature coefficient of expansion of raw milk. *Journal of Dairy Research*, 22, 69–73.
- Soryal, K. A., Zeng, S. S., Min, B. R., & Hart, S. P. (2004). Effect of feeding treatments and lactation stages on composition and organoleptic quality of goat milk Domiati cheese. *Small Ruminant Research*, 52(1–2), 109–116. [https://doi.org/10.1016/S0921-4488\(03\)00249-9](https://doi.org/10.1016/S0921-4488(03)00249-9)
- Sraïri, M. T., Benyoucef, M. T., & Kraïem, K. (2013). The dairy chains in North Africa (Algeria, Morocco and Tunisia): From self sufficiency options to food dependency? *SpringerPlus*, 2(1), 1–13. <https://doi.org/10.1186/2193-1801-2-162>
- Sraïri, M. T., Hasni Alaoui, I., Hamama, A., & Faye, B. (2005). Relations entre pratiques d'élevage et qualité globale du lait de vache en étables suburbaines au Maroc. *Revue de Medecine Veterinaire*, 156(3), 155–162.
- Steijns, J. M. (2008). Dairy products and health: Focus on their constituents or on the matrix? *International Dairy Journal*, 18(5), 425–435. <https://doi.org/10.1016/j.idairyj.2007.11.008>
- Suliman, E. S. K., & El Zubeir, I. E. M. (2014). A survey of the processing and chemical composition of gariss produced by nomadic camel women herders in Algaderif State, Sudan. *Jordan Journal of Biological Sciences*, 7(2), 95–100. <https://doi.org/10.12816/0008221>
- Suzzi, G., Schirone, M., Martuscelli, M., Gatti, M., Fornasari, M. E., & Neviani, E. (2003). Yeasts associated with Manteca. *FEMS Yeast Research*, 3(2), 159–166. [https://doi.org/10.1016/S1567-1356\(02\)00183-6](https://doi.org/10.1016/S1567-1356(02)00183-6)
- Tantaoui-Elaraki, A., & El Marrakchi, A. (1987). Study of Moroccan dairy products: Iben and smen. *MIRCEN Journal of Applied Microbiology and Biotechnology*, 3(3), 211–220. <https://doi.org/10.1007/BF00933574>
- Taponen, S., McGuinness, D., Hiitiö, H., Simojoki, H., Zadoks, R., & Pyörälä, S. (2019). Bovine milk microbiome: A more complex issue than expected. *Veterinary Research*, 50(1), 1–15. <https://doi.org/10.1186/s13567-019-0662-y>
- Van Den Tempel, T., & Jakobsen, M. (2000). The technological characteristics of *Debaryomyces hansenii* and *Yarrowia lipolytica* and their potential as starter cultures for production of Danablu. *International Dairy Journal*, 10(4), 263–270. [https://doi.org/10.1016/S0958-6946\(00\)00053-4](https://doi.org/10.1016/S0958-6946(00)00053-4)
- Von Neubeck, M., Baur, C., Krewinkel, M., Stoeckel, M., Kranz, B., Stressler, T., Fischer, L., Hinrichs, J., Scherer, S., & Wenning, M. (2015). Biodiversity of refrigerated raw milk microbiota and their enzymatic spoilage potential. *International Journal of Food Microbiology*, 211, 57–65. <https://doi.org/10.1016/j.ijfoodmicro.2015.07.001>
- Wullschlegler, S., Lacroix, C., Bonfoh, B., Sissoko-Thiam, A., Hugenschmidt, S., Romanens, E., Baumgartner, S., Traoré, I., Yaffee, M., Jans, C., & Meile, L. (2013). Analysis of lactic acid bacteria communities and their seasonal variations in a spontaneously fermented dairy product (Malian fènè) by applying a cultivation/genotype-based binary model. *International Dairy Journal*, 29(1), 28–35. <https://doi.org/10.1016/j.idairyj.2012.08.001>
- Wyder, M. T., & Puhan, Z. (1999). Role of selected yeasts in cheese ripening: An evaluation in aseptic cheese curd slurries. *International Dairy Journal*, 9(2), 117–124. [https://doi.org/10.1016/S0958-6946\(99\)00032-1](https://doi.org/10.1016/S0958-6946(99)00032-1)
- Zalalem, Y., & Faye, B. (2013). Sanitary and Microbial Qualities of Marketed Milk and Milk Products : The case of the central Ethiopian highland milk shed. LAP Lambert Academic publishing. <https://doi.org/10.13140/2.1.4771.7128>
- Zantar, S., Noutfia, Y., & Chentouf, M. (2010, September 14-16). Characterisation of Goat Milk Industry in the North and Oases Region of Morocco [Poster presentation]. *World Food System - A Contribution from Europe, Morocco*