



**HAL**  
open science

## Transposed-character effects during learning to read: When does letter and non-letter strings processing become different?

Stéphanie Massol, Joana Acha, Lisa Rondot, Marta Vergara-Martinez, Emilie Favre, Bernard Lété

### ► To cite this version:

Stéphanie Massol, Joana Acha, Lisa Rondot, Marta Vergara-Martinez, Emilie Favre, et al.. Transposed-character effects during learning to read: When does letter and non-letter strings processing become different?. *Journal of Experimental Child Psychology*, 2025, 249, pp.106081. 10.1016/j.jecp.2024.106081 . hal-04770978

**HAL Id: hal-04770978**

**<https://hal.science/hal-04770978v1>**

Submitted on 7 Nov 2024

**HAL** is a multi-disciplinary open access archive for the deposit and dissemination of scientific research documents, whether they are published or not. The documents may come from teaching and research institutions in France or abroad, or from public or private research centers.

L'archive ouverte pluridisciplinaire **HAL**, est destinée au dépôt et à la diffusion de documents scientifiques de niveau recherche, publiés ou non, émanant des établissements d'enseignement et de recherche français ou étrangers, des laboratoires publics ou privés.

**Transposed-character effects during learning to read: when does letter and non-letter strings processing become different?**

Stéphanie Massol<sup>a</sup>, Joana Acha<sup>b</sup>, Lisa Rondot<sup>a</sup>, Marta Vergara-Martinez<sup>c</sup>, Emilie Favre<sup>a</sup>, &  
Bernard Lété<sup>a</sup>

<sup>a</sup> Université Lumière Lyon 2, Laboratoire d'Étude des Mécanismes Cognitifs, 69007, Lyon, France

<sup>b</sup> Departamento de Procesos Psicológicos básicos y su Desarrollo, Universidad del País Vasco, Tolosa Hiribidea, 70, 20018 Donostia, Spain

<sup>c</sup> ERI-LECTURA y Departamento de Psicología Evolutiva y de la Educación, Universitat de Valencia, Av. Blasco Ibáñez, 21, 46010 Valencia, Spain

Corresponding author:

[stephanie.massol@univ-lyon2.fr](mailto:stephanie.massol@univ-lyon2.fr)

Laboratoire d'Étude des Mécanismes Cognitifs (EMC), Université Lumière Lyon 2, Institut de Psychologie

5, Avenue Pierre Mendès France

69676 Bron cedex

France

## **Highlights**

The transposed-character effect was investigated in children and adults.

In a SDM task, stimuli were composed of consonants, digits, or geometrical forms.

Critical pairs could be different by transposing or substituting two characters.

Greater effects of transposition were found for letters starting in Grade 3.

Flexible position coding mechanism for letters emerges with reading experience.

## **Abstract**

Efficient reading requires the association of different letter identities with their positions in the written word. This leads to the development of a specialized mechanism for encoding flexible, location-invariant letter position through learning to read. In this study, we investigated the emergence and development of this position coding mechanism, but also whether this mechanism is a consequence of the orthographic code (i.e., letter specific) or inherent to generic visual object recognition. To do so, the same-different matching task was used with children from Grade 1 to 5 (Experiment 1) and with adults (Experiment 2). In both experiments, reference and target stimuli were composed of 4-character strings (consonants, digits, geometrical forms) and could be identical or different by transposing or substituting two internal characters. Analyses of RTs, error rates and discriminability indices revealed a transposed-character effect, regardless of the type of characters in Grades 1 and 2, whereas transposed-character effects were greater for letter strings than for familiar non-letter strings in Grade 3, lasting up to Grade 5 as well as in adults. These results provided evidence in favor of a flexible position coding mechanism that is specific to letter strings, which emerges with reading experience as a consequence of parallel processing of letter within words.

*Keywords:* transposed-character effects, reading development, orthographic processing

## Introduction

Efficient reading requires acquiring knowledge about letter identities and about their positions in the written word. Knowledge about letter identities allows novice to use a serial letter-by-letter reading strategy (i.e., phonological decoding) which ensures the connection of specific units that constitute an orthographic stimulus (i.e., written word) to their phonological representations. Serial letter processing provides the basis for constructing detailed orthographic representations that entail information about specific letter combinations and their positions within words (Grainger et al., 2016). This orthographic knowledge sets the ground for both accurate and fast word recognition as a consequence of parallel letter processing (Ehri, 2005, 2014; Grainger et al., 2012; Ziegler et al., 2014). This shift from a letter-by-letter strategy to a faster and automatic access to whole words is a key aspect of becoming a skilled reader. In other words, reading experience implies a shift from a serial, slow and precise letter-position encoding to a parallel, fast letter-position encoding, and this shift defines the optimal development of the child's reading system (Grainger & van Heuven, 2004; Grainger & Ziegler, 2011). In the present study we assessed this shift by measuring transposition effects in children from grades 1 to 5, and adults as well. Specifically, we addressed whether location invariant letter position processing derives from orthographic experience or is inherent to visual object recognition. In the following paragraphs we first summarize the empirical evidence of the transposed letter effects as a function of reading acquisition and the theoretical framework underneath. Next, we introduce the experiment along with the hypotheses.

One phenomenon, the transposed-letter effect (henceforth: TL effect), has particularly been used to investigate letter position encoding processes in children and adults. Studies exploring how words with transposed-letters are processed, support the notion that orthographic knowledge leads to a shift from location-specific processing of letters (typical of

serial letter-by-letter reading), where letters are encoded in their specific positions, to location-invariant processing of letters (typical of parallel whole-word reading), where letters are encoded with certain position flexibility within words (Ziegler et al 2014; Colombo et al., 2019). For instance, an impressive amount of evidence obtained from adults, highlights that letter strings formed by transposing two letters of a real word are more often misidentified as their base word (e.g., “JUGDE” from “JUDGE”) than letter strings formed by replacing two letters of the base word (e.g., “JUPTE” from “JUDGE”) (Perea & Lupker, 2003, 2004; Schoonbaert & Grainger, 2004). These TL effects strongly point to a certain amount of flexibility in letter-position coding (Davis, 2010; Gómez et al., 2008; Grainger & van Heuven, 2004; Norris et al., 2010; Whitney, 2001), which seems to increase from childhood to adulthood (Colombo et al., 2019). An important issue is when, during children development, this location-invariant processing mechanism emerges and how it develops as children gain reading experience.

In order to provide evidence of the emergence of TL effects during reading acquisition, Grainger et al. (2012) employed a lexical decision task in which children from Grade 1 to Grade 5 had to identify whether the strings presented in isolation were words or not. The question was to trace when during development TL nonwords (e.g., “TALBE” for “TABLE”) were misclassified as real words compared to control pseudowords (i.e., double letter substitution, e.g., “TARPE” for “TABLE”). The authors found that overall error rates were higher and decision times longer in the TL pseudowords condition than in the replaced letter (henceforth RL) pseudowords condition, and that this effect increased by grade (see also Colombo et al., 2017). Indeed, a linear increase in the size of TL effects has been found in children with a reading age below 9 years employing different paradigms, reflecting a shift from letter-specific to letter-invariant position coding mechanisms during the first years of reading acquisition.

For instance, using the sandwich version of the lexical decision masked priming task, Ziegler et al. (2014) replicated previous results in children from Grade 1 to Grade 5. In this paradigm, the target word is briefly presented (i.e., 27 ms, e.g., TABLE) before the prime stimulus that is displayed on screen during 70 ms (e.g., talbe). The prime is then replaced with the target stimulus (e.g., TABLE) and participants are asked to perform a lexical decision task on the target stimulus. In Ziegler et al. (2014) investigation, target words were either preceded by a TL pseudoword prime (e.g., talbe) or by a RL pseudoword prime (e.g., tarfe). The authors reported that TL priming effects (i.e., difference between the TL and the RL prime conditions) increased monotonically with grade level and reading age, in children from Grade 1 to Grade 5 (see also Lété & Fayol, 2013, with Grade 3 to Grade 5 children). More recently, Colombo et al. (2019) used the same paradigm to investigate whether the TL priming effect could be modulated by its position within the letter strings (i.e., transposed or replaced letters were either at the beginning or at the end of the prime), testing children in Grades 2, 3 and 5 as well as adults. Results revealed significant TL priming effects only for children in Grade 5 and in adults, regardless of the position of transposed or replaced letters within the prime. Furthermore, regression analyses performed on the z-transformed reaction times, confirmed that the size of the TL effect increased linearly during reading acquisition, although this increase was less evident between Grade 2 and 3.

These results fit well with the theoretical framework of orthographic development proposed by Grainger and Ziegler (2011). This framework assumes that at the beginning of reading acquisition, serial letter-by-letter reading strategy allows matching between two types of information already known by the children: knowledge of the alphabet and phonological representations of spoken words. Each successful identification of a word strengthens the word specific sub-lexical connections between its constituent letter sequence and the corresponding phonological sequence in lexical memory (Share, 1995). Consequently, a

parallel letter processing mechanism develops that enables automatic activation of the whole word's orthographic representation (Grainger et al., 2016). This mechanism allows letter position coding based on the presence of letter combinations within the word with no information about precise position. Letter combinations are processed via open-bigrams (Grainger & van Heuven, 2004; Grainger & Whitney, 2004) that are the most informative to determine a word's identity irrespective with letter contiguity. This code provides a rapid but not foolproof bottom-up activation of whole-word representations, leading to the development of a flexible location-invariant letter position mechanism that allows automatic identification of words. Such orthographic processing is a key aspect of becoming a skilled reader through an efficient access to semantics via parallel letter processing. The key issue in this framework is that the development of letter encoding mechanisms is understood as a result of the child's experience with written words.

An important caveat of the studies mentioned above is that although they have provided important information about how the letter position encoding mechanisms change, they do not allow disentangling whether this occurs as a result of experience with written words. Some authors suggest that the mechanism used to code for letter position may not be the same as might be used to code positional information of strings made by any kind of visual characters (e.g., digits, symbols, geometrical forms, see Duñabeitia et al., 2012; Massol et al., 2013, Massol & Grainger, 2022, 2024). Indeed, if letter invariant position mechanism is a result of experience with written words, the transposition effects should emerge therefore for letter strings, but not for other type of visual characters.

The same-different matching task has been mainly employed to test this hypothesis, since it taps into perceptual automatic processes, as well as into higher-level order-encoding processes (see Massol & Grainger, 2022, for empirical evidence with adults). In this paradigm, a first stimulus is displayed (*reference*, i.e. 300 ms) and is immediately followed by



a second stimulus (*target*, i.e. 300 ms). Participants have to judge as rapidly and as accurately as possible if the stimuli are the same or not. Studies employing this paradigm in adults have revealed that transposition effects are larger for consonant letter strings (e.g., DKLNFT – DLKNFT versus DKLNFT-DSGNFT) than for non-alphabetic strings (e.g. 623145 – 632145 versus 623145 - 698145) (Duñabeitia et al., 2012; Massol et al., 2013; Massol & Grainger, 2022, 2024).

Duñabeitia et al. (2015) employed the same-different matching task to examine letter transposition effect (i.e., greater difficulty in detecting a difference with transpositions compared with double substitutions) in children from kindergarten to Grade 1. In the critical different conditions, a 4-letter target string matched the reference except for two internal transposed letters (i.e., different TL condition, e.g., rszk-rzsk), or for two internal replaced letters (i.e., different RL condition, e.g., rzsk-rchk). The authors found robust TL costs in children only when they had acquired basic literacy skills, suggesting that the TL effect emerges as a consequence of literacy. Tóth and Csépe (2017) tested this issue further in Hungarian children from Grade 2 to 4 by comparing the TL effect with Hungarian letter strings and with Armenian letter strings (which were completely unknown to children). While strong TL effects were found for Hungarian letter strings, no effect was reported for Armenian letter strings. Additionally, the TL effect for Hungarian letter strings increased across grades, supporting the view that the transposition effect is reliant on experience with print.

Although these results suggest that location invariant processes are specific to letter strings as a result of reading experience, up to date, no study has examined the development of position coding for letters in letter-strings and for familiar characters in character-strings (i.e., digit strings, strings of geometrical forms) during the first years of reading acquisition. The theoretical framework of Massol and Grainger (2022, see also Massol & Grainger, 2024)

makes specific predictions about this issue. To address the progression from location specific to location invariant processing, two levels of visual processing are distinguished. The generic level computations would operate on any type of character. Critically, at the letter specific processing level the letter order encoding mechanisms is fed by the experience with many letter sequences. This disproportionate experience with letter sequences (in contrast with other characters) allows relative and flexible position coding for letters compared to other type of visual characters. Therefore, TL effects are hypothesized to be driven by (1) perceptual noise at location specific level due to visual feature detectors that affect positional coding of any kind of character string at any point during development and (2) flexibility of letter position coding as a result of experience with printed words. According to this rationale, certain transposed character effect should be expected for any kind of visual objects at any age, while only TL effects should increase with reading experience.

This study aimed to investigate these hypotheses, by testing whether the emergence and development of the location-invariant letter position mechanism is a consequence of experience with the orthographic code or inherent to generic visual object recognition. This investigation goes beyond previous studies in several important ways. First, it evaluates a larger range of children from Grade 1 to Grade 5 (Experiment 1) and a group of adults (to replicate previous findings with the same set of materials used in Experiment 1; Experiment 2). Second, it compares the developmental trajectory of position coding for different kinds of characters employing the same paradigm, same-different matching task. To that aim, we presented strings of letters, digits and geometrical forms that were all 4-characters long. In the critical conditions – requiring a “different” response, the target matched the reference except for two internal transposed characters (i.e., different transposed-character condition, e.g., PVGK – PGVK) or except for two internal replaced characters (i.e., different replaced character condition, e.g., PJMK – PGVK). Based on the literature and on the theoretical

framework proposed by Massol and Grainger (2022), we expected a main transposition effect, regardless of the type of characters, in beginning readers (i.e., children in Grade 1 and 2), but an increasing magnitude of transposed character effect for letter strings compared with non-letter strings as children gain reading experience.

## **Experiment 1 – Children**

### **Method**

#### *Participants*

Two hundred and sixteen children from grade 1 to 5 were recruited from 3 different public elementary schools in the Academia of Lyon, at the end of the school year. Since reading instruction in France follows a tight national curriculum, we presumed school effects as well as teacher effects on transposition costs to be negligible. Children had normal or corrected-to-normal vision, were monolingual native speakers of French, and had no history of specific learning disorder. Children that performed below normal range in a standardized reading test (*L'Alouette* ; Lefavrais, 1967) (N=10) or that were unable to complete the task (N=25 see results section) were excluded from analyses. Characteristics of the final sample of 181 children is presented in Table 1. This study was approved by the Ethical Committee of Université de Lyon. A parent or a legal representative of each child gave his/her informed consent prior to inclusion of the children in the study.

**Table 1***Characteristics of the sample.*

Final sample of 181 children				
Grade	<i>N</i>	Gender (boys/girls)	Chronological Age (in months)	Reading age at <i>L'Alouette</i> (in months)
1	29	15/14	79.54 (3.78)	79.90 (4.35)
2	50	27/23	93.96 (5.56)	95.38 (13.71)
3	38	20/18	105.76 (3.99)	112.97 (20.17)
4	31	15/16	116.16 (3.52)	115.84 (10.31)
5	33	16/17	125.94 (4.65)	127.39 (16.65)

Note. Standard deviations are in parentheses.

### ***Materials***

Two hundred and forty reference-target pairs were used as stimuli. Each of the pairs was composed of two 4-character long strings of uppercase consonants, digits, or familiar geometrical forms. These three categories consisted of 80 letter strings, 80 digit strings, or 80 strings of geometrical forms. For the digit strings, the numbers 1, 2, 3, 4, 5, 6, 7, 8 and 9 were used. For the letter strings, the uppercase version of the consonants, B, D, F, G, K, L, N, S, and T were used. The forms used to create the geometrical form strings were all familiar

forms: noon, triangle, square, star, right arrow, down arrow, heart, circle and cross. Digit strings as well as strings of geometrical forms were created by recoding the letters of each letter string according to an arbitrary recoding scheme (e.g., B -> 2 -> moon).

In each category, half of the items required a “same” response (120 trials, i.e., DKLN-DKLN). The other half (120 trials) required a “different” response. For the “different” trials, targets could be preceded either by references created by transposing two characters (20 pairs for each type of character strings, e.g., PVGK – PGVK), or by references created by replacing two characters (20 pairs for each type of character strings, e.g., PJMK – PGVK). Critically, transpositions or substitutions never involved the outer characters. In each list, each reference was presented twice, once requiring a “same” response, and once requiring a “different” response, whereas each target occurred only once. Following a counterbalanced design, the reference-target pairs were separated into two subsets to create two lists of experimental stimuli that were presented to different participants. Character (letters, digits vs. geometrical forms) was crossed with Type of Change (transposition vs. substitution) and with Grade (Grade 1, Grade 2, Grade 3, Grade 4, Grade 5) in a 3 X 2 X 5 factorial design.


### ***Procedure***

The presentation of the stimuli and recording of the responses were carried out using DMDX software (Forster & Forster, 2003). Participants were informed that two strings of characters were going to be subsequently displayed. All stimuli were presented in white Courier New font on a black background. Each trial began with the centered presentation of a fixation stimulus (+) displayed for 500 ms. Immediately after, the reference was presented for 1 000 ms horizontally centered and positioned one line above the exact center of the screen. The reference was immediately replaced by the target stimulus that was horizontally centered

and positioned one line below the center of the screen. Target stimulus remained on the screen until a response was given or after 3000 ms had elapsed. Each trial ended with a blank screen displayed for 500 ms. The manipulation of the location of references and targets on the vertical axis was carried out in order to avoid physical overlap between the two strings (see Figure 1 for a schematic representation of a trial). Participants were instructed to decide as rapidly and as accurately as possible whether or not the two strings were exactly identical. They responded “same” by pressing the “L” button on the keyboard and “different” by pressing the “S” button. The experiment was divided in three separate blocks that only included items belonging to the same stimulus category. A short practice session was administered before the main experiment to familiarize participants with the procedure and the task. Children were tested in small groups of 3 to 5 by two or three experimenters in the same room in a single 25 min session.

**Figure 1**

*Schematic representations of trials using the Same-Different Matching paradigm.*



## Results

Statistical analyses were performed only over the “different” trials since there was no experimental manipulation within the set of “same” trials. Incorrect responses (22.99% of the data) and response times below 300 ms (1.48% of the data) were excluded from response-time analysis. Then the reaction times that were 3 standard deviations (*SDs*) beyond the mean of the participant were excluded as outliers (1.08% of the data). Finally, for each participant, each RT for a correct response was transformed into a z-score value by subtracting the RT value from the participant’s grand mean obtained across the three priming conditions and dividing the resulting value by the standard deviation of the grand mean. Mean RT z-scores were then computed for each participant in each of the experimental conditions. Indeed, as highlighted by Faust et al. (1999), there is often a linear relation between the RTs observed for different groups and that this can lead to the finding of spurious over additive interactions in which the slower group produces a larger treatment effect. These authors then recommended performing z-score transformations on RTs in order to remove group differences in processing speed. They argued that comparing the results of analyses of raw versus transformed latencies should help researchers to better identify and interpret any interaction that implies the factor Group (i.e., Grade factor in the present experiment) (see Lété & Fayol, 2013, for similar procedure).

We used linear mixed-effects models (LMEs) to analyze z-score values (z-RTs) and generalized (logistic) linear mixed effects models (GLMEs) to analyze the error rates, with items and participants as crossed random effects (including by-item and by-participant random intercepts; Baayen et al., 2008) and with random slopes (Barr et al., 2013). Models included Grade (grade 1, grade 2, grade 3, grade 4, grade 5), Character (letter, digit, symbol) and Type of Change (transposition vs. substitution) as fixed-factors. The models were fitted

with the lmer (for LMEs) and the glmer (for GLMEs) functions from the lme4 package (Bates et al., 2014) in the R statistical computing environment (Version 4.2.2; R Core Teams, 2022).

Additionally, participants’ discriminability indices ( $d'$ ) were analyzed using Signal Detection Theory (Macmillan & Creelman, 2004). Compared with simple error rate analyses, discriminability corrects for response biases by combining hits (correct “different” responses) with false alarms (incorrect “different” responses – i.e., responding “different” when the two stimuli were the same). Discriminability ( $d'$ ) were calculated for each participant in the different experimental conditions. These analyses are available in the Supplemental Materials (see Supplementary Materials file).

Twenty-five participants were excluded prior to analysis (2 participants had an overall  $d'$  value equal to 0, 3 participants had a valid trial rate below 55%, 17 participants had an accuracy below 55% and 3 participants had an error rate at 100% in one experimental condition). The remaining sample was composed of 181 participants (see Table 1 for statistics about gender, chronological age and reading age).

The mean RTs, error rates and discriminability indices in each condition are presented in Table 2.

**Table 2**

*Mean correct reaction times (in ms) and mean error rates as a function of type of characters and type of change (transposition, substitution) pairs in Experiment 1.*

Type-of-Change	Letters	Digits	Forms
----------------	---------	--------	-------



		RT	Error rates	RT	Error rates	RT	Error rates
Grade 1	Transposition	1420	45.07	1544	43.93	1537	44.92
		(326)	(22.11)	(358)	(22.22)	(396)	(20.38)
	Substitution	1383	30.50	1407	30.35	1490	28.28
		(220)	(20.19)	(236)	(20.48)	(261)	(20.13)
<i>Transposition cost</i>	<i>41</i>	<i>14.57</i>	<i>137</i>	<i>13.58</i>	<i>47</i>	<i>16.64</i>	
Grade 2	Transposition	1437	48.41	1419	35.32	1437	43.34
		(309)	(20.84)	(322)	(17.48)	(262)	(23.72)
	Substitution	1326	25.56	1308	21.54	1389	25.95
		(270)	(22.17)	(265)	(17.26)	(229)	(18.86)
<i>Transposition cost</i>	<i>112</i>	<i>22.84</i>	<i>110</i>	<i>13.79</i>	<i>48</i>	<i>17.39</i>	
Grade 3	Transposition	1450	37.21	1326	19.13	1234	31.23
		(282)	(21.47)	(241)	(13.42)	(198)	(20.96)
	Substitution	1182	9.35	1182	9.70	1209	15.20
		(175)	(13.85)	(216)	(10.79)	(199)	(15.16)
<i>Transposition cost</i>	<i>269</i>	<i>27.86</i>	<i>144</i>	<i>9.43</i>	<i>25</i>	<i>16.03</i>	
Grade 4	Transposition	1322	36.09	1201	24.04	1256	31.19
		(258)	(19.58)	(253)	(14.65)	(281)	(17.70)
	Substitution	1159	13.21	1118	11.34	1169	18.12
		(230)	(10.42)	(241)	(13.95)	(282)	(14.85)
<i>Transposition cost</i>	<i>163</i>	<i>22.87</i>	<i>83</i>	<i>12.70</i>	<i>87</i>	<i>13.06</i>	

	<i>cost</i>						
Grade 5	Transposition	1308	30.92	1160	16.09	1173	26.43
		(241)	(18.84)	(201)	(11.65)	(172)	(17.75)
	Substitution	1130	11.08	1105	10.85	1103	14.30
		(171)	(13.35)	(314)	(18.54)	(198)	(12.53)
<i>Transposition cost</i>	<i>187</i>	<i>19.84</i>	<i>55</i>	<i>5.24</i>	<i>70</i>	<i>12.14</i>	

Note: Standard deviations are in parentheses.

### ***RT z-scores***

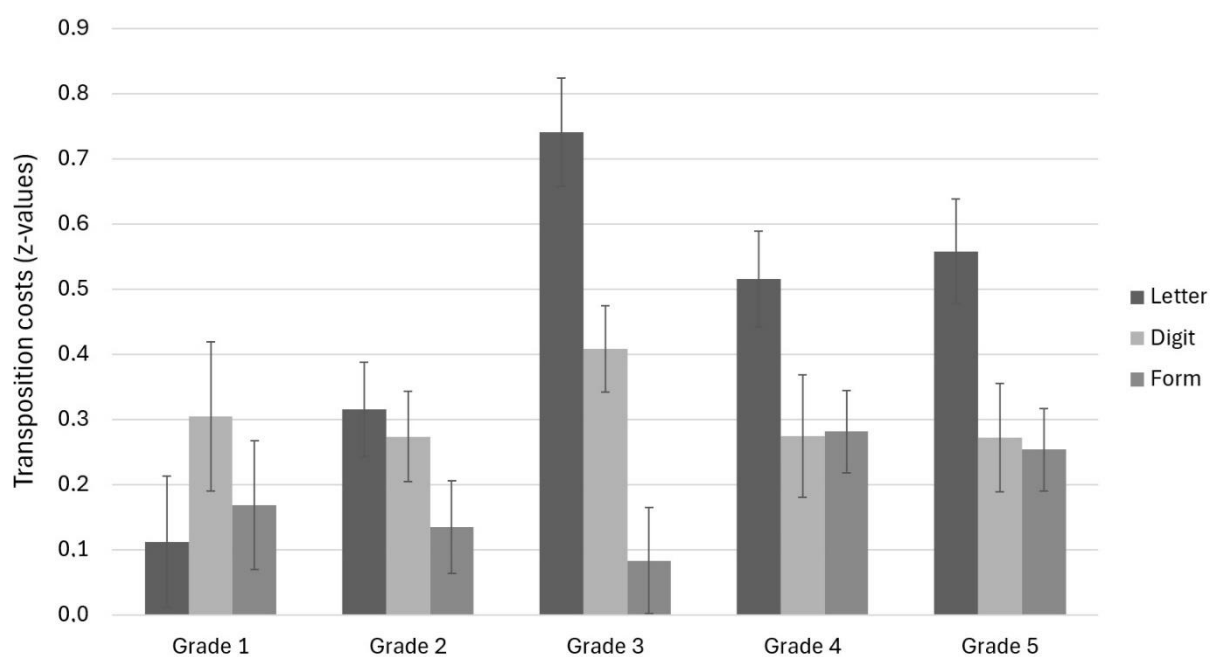
The maximal random effects structure that converged was one including by-participant and by-item random intercepts. The following analyses were conducted taking the letter string condition as reference for the Character factor, the substitution condition as reference for the Type of Change factor and Grade 1 as reference for the Grade factor. To simplify the description of the model outputs, here we only summarize the main effects and the three-way interaction between Grade X Character X Type-of-Change. See Appendix A for the complete model outputs. Transposition costs on z-RTs for each type of characters as a function of Grades are presented in Figure 2.

The main analysis revealed that the effect of Grade was not significant ( $\chi^2(4) = 0.29, p > .1$ ). There was a main effect of Character ( $\chi^2(2) = 45.97, p < .001$ ). Follow-up analyses revealed that there were a significant difference between letter strings and digit strings (0.10 *SD* vs. -0.03 *SD*, respectively,  $\chi^2(1) = 37.06, p_{holm} < .001$ ), a significant difference between letter strings and strings of geometrical forms (0.10 *SD* vs. 0.03 *SD*, respectively,  $\chi^2(1) = 13.23, p_{holm} < .001$ ), and a significant difference between digit strings and strings of

geometrical forms (-0.03 *SD* vs. 0.03 *SD*, respectively,  $\chi^2(1) = 5.85, p_{holm} = .001$ ). There was also a main effect of Type-of-Change (0.19 *SD* vs. -0.12 *SD* respectively,  $\chi^2(1) = 414.32, p < .001$ ). The two-way interactions were all significant (see Appendix A for further details). Importantly, the three-way interaction between Grade X Character X Type-of-Change was significant ( $\chi^2(8) = 26.05, p = .001$ ). Follow-up analyses were performed within each grade to reveal whether the transposition effect was modulated by the type of character. The Character X Type-of-Change interaction was not significant in Grade 1 ( $\chi^2(2) = 1.75, p > .1$ ) neither in Grade 2 ( $\chi^2(2) = 3.17, p > .1$ ), whereas it was significant starting in Grade 3 (Grade 3:  $\chi^2(2) = 41.62, p < .001$ , Grade 4:  $\chi^2(2) = 6.17, p = .004$ ; Grade 5:  $\chi^2(2) = 112.20, p < .001$ ). Altogether, these results showed that the transposed-character effect was significantly larger for letter strings than for both strings of digits and strings of geometrical forms starting in Grade 3 (see Table 3).

## Figure 2

*Transposition costs (in z-values) for RT in Experiment 1.*



Note 1. Transposition costs for each type of characters for the five groups of children (Grades 1 – 5). Error bars represent standard errors.

Note 2. Transposition costs equals substitution condition minus transposition condition.

**Table 3**

*Transposed-character effects on RT z-scores and error rates for all types of character in each grade (Experiment 1).*

		Grade 1	Grade 2	Grade 3	Grade 4	Grade 5
Letters	RT z-	$\chi^2(1) = 2.93,$	$\chi^2(1) =$	$\chi^2(1) =$	$\chi^2(1) =$	$\chi^2(1) =$
	scores	$p = .086$	$34.19, p <$	$129.36, p$	$52.48, p <$	$85.24, p <$
			.001	< .001	.001	.001
	Error rates	$\chi^2(1) =$	$\chi^2(1) =$	$\chi^2(1) =$	$\chi^2(1) =$	$\chi^2(1) =$
		$27.68, p <$	$118.66, p <$	$43.29, p <$	$83.61, p <$	$77.27, p <$
		.001	.001	.001	.001	.001
Digits	RT z-	$\chi^2(1) =$	$\chi^2(1) =$	$\chi^2(1) =$	$\chi^2(1) =$	$\chi^2(1) =$
	scores	$12.70, p =$	$30.44, p <$	$57.80, p <$	$22.15, p <$	$26.64, p <$
		.001	.001	.001	.001	.001
	Error rates	$\chi^2(1) =$	$\chi^2(1) =$	$\chi^2(1) =$	$\chi^2(1) =$	$\chi^2(1) =$
		$22.90, p <$	$51.60, p <$	$204.07, p$	$35.44, p <$	$11.03, p <$
		.001	.001	< .001	.001	.001
Forms	RT z-	$\chi^2(1) = 5.03,$	$\chi^2(1) =$	$\chi^2(1) =$	$\chi^2(1) =$	$\chi^2(1) =$
	scores	$p = .004$	$12.60, p <$	$5.67, p <$	$16.71, p <$	$14.00, p <$
			.001	.001	.001	.001

Error rates	$\chi^2 (1) =$	$\chi^2 (1) =$	$\chi^2 (1) =$	$\chi^2 (1) =$	$\chi^2 (1) =$
	35.95, $p <$	67.07, $p <$	28.18, $p <$	28.08, $p <$	32.41, $p <$
	.001	.001	.001	.001	.001

---

Note 2. *P*-values were corrected for multiple comparisons using holm correction.

### ***Error rates***

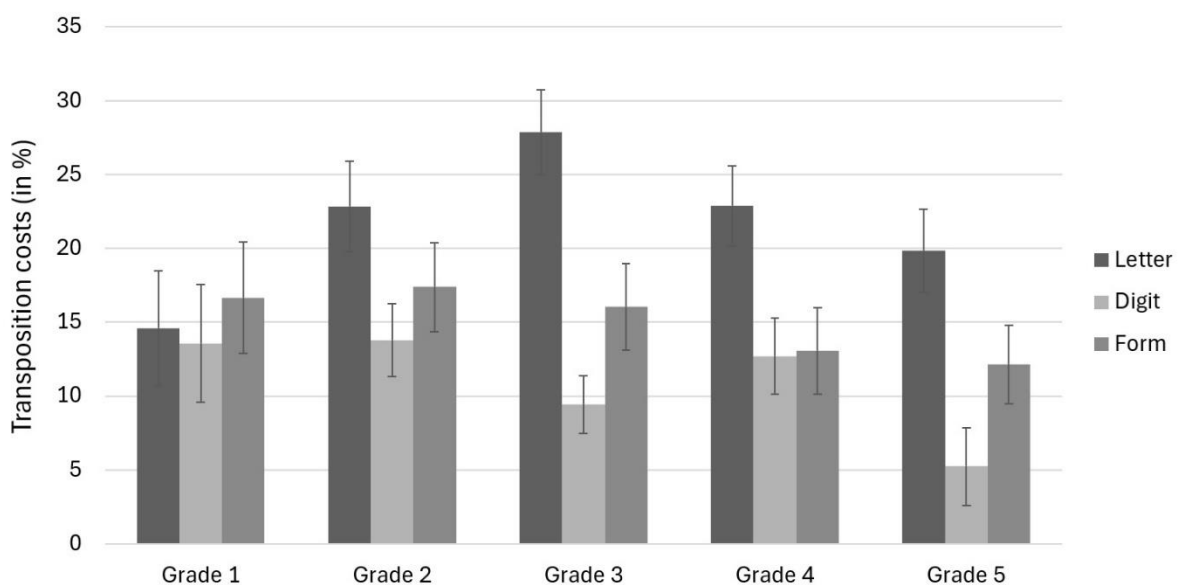
The maximal random effects structure that converged was one including by-participant and by-item random intercepts. The following analyses were conducted taking the letter string condition as reference for the Character factor, the substitution condition as reference for the Type of Change factor and Grade 1 as reference for the Grade factor. To simplify the description of the model outputs, here we only summarize the main effects and the three-way interaction between Grade X Character X Type-of-Change. See Appendix B for the complete model outputs. Transposition costs on error rates for each type of characters as a function of Grades are presented in Figure 3.

The main analysis revealed a main effect of Grade ( $\chi^2 (4) = 50.17, p < .001$ ) as well as a main effect of Character ( $\chi^2 (2) = 57.70, p < .001$ ). Follow-up analyses revealed higher error rates for letter strings than for digit strings (28.74% vs. 22.23% respectively,  $\chi^2 (1) = 34.32, p_{holm} = .001$ ), and higher error rates for strings of geometrical forms than for digit strings (27.90% vs. 22.23% respectively,  $\chi^2 (1) = 40.31, p_{holm} < .001$ ), whereas the comparison between letter strings and strings of geometrical forms was not significant (28.74% vs. 27.90% respectively,  $\chi^2 (1) < 1, p_{holm} > .1$ ). There was also a main effect of Type-of-Change, with higher error rates in the transposition condition than in the substitution condition (34.22% vs. 18.36% respectively,  $\chi^2 (1) = 737.45, p < .001$ ). The two-way interactions were all significant (see Appendix B for further details). Importantly, the three-way interaction

between Grade X Character X Type-of-Change was significant ( $\chi^2 (8) = 20.91, p = .003$ ). Follow-up analyses were performed within each grade to reveal whether the transposition effect was modulated by the type of Character. The Character X Type-of-Change interaction was not significant in Grade 1 ( $\chi^2 (2) = 0.87, p > .1$ ), whereas it was significant starting in Grade 2 (Grade 2:  $\chi^2 (2) = 6.83, p = .003$ , Grade 3:  $\chi^2 (2) = 28.18, p < .001$ , Grade 4:  $\chi^2 (2) = 9.50, p < .001$ , Grade 5:  $\chi^2 (2) = 12.97, p = .001$ ). Altogether, these results showed that the transposed-character effect was larger for letter strings than for both strings of digits and strings of geometrical forms starting in Grade 2 (see Table 3).

**Figure 3**

*Transposition costs for error rates in Experiment 1.*



Note 1. Transposition costs for each type of characters for the five groups of children (Grades 1 – 5). Error bars represent standard errors.

Note 2. Transposition costs equals substitution condition minus transposition condition.

## Discussion

The aim of this study was to investigate the emergence and development of the letter-specific coding mechanism during reading acquisition, and to explore whether the position coding mechanism operates both for letters and any kind of visual objects. Overall, the results highlighted that the size of the transposed-character effect started to differ for letters, digits, and geometrical forms in Grade 3 in the RT data. Regarding error rates, the size of the transposition cost started to differ in Grade 2. Therefore, the size of the transposition effect was not modulated by the type of character strings in Grades 1 and 2. That is, participants found it harder (i.e., longer reaction times and more errors) to decide that two strings differed by a character transposition than to decide that two strings differed by a character substitution regardless of the type of characters. Nonetheless, important changes in this pattern were observed in older children. Starting in Grade 3 and lasting up to Grade 5, the size of transposition effect for letters differed significantly from transposition effects obtained with both digits and geometrical forms. Transposition effects were larger for letters as compared to both digits and geometrical forms, which did not differ from each other. Altogether, we interpret these findings as strong evidence in favor of a letter-specific position coding mechanism which is more flexible as a consequence of the development of orthographic code. The transposition effect found for all types of character strings in beginning readers (i.e., Grades 1 and 2) as well as in intermediate readers (i.e., Grades 3 to 5) can be interpreted as the result of perceptual noise for a visual feature detecting mechanism that operates at a location specific level for any kind of character (Massol & Grainger, 2022). Starting at Grade 3, the greater transposition effects seen with letter strings can be interpreted as reflecting the impact of a letter-specific location-invariant order-encoding mechanism. According to the theoretical framework proposed by Massol and Grainger (2022), location-specific representations of complex features provide information that a given character is present in

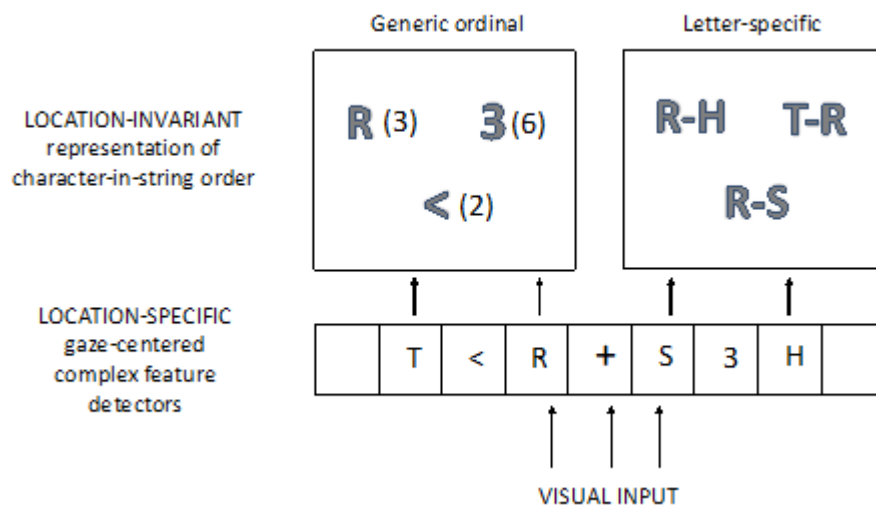
the stimulus array at a particular location relative to eye-fixation. Positional noise would operate at a location-specific level for complex feature detector processing and would therefore apply to the processing of strings of different kinds of stimuli (see Figure 4). This level of processing is therefore not restricted to the reading system, which explains why reading acquisition did not influence such perceptual processes. In children in Grades 1 and 2, results highlighted a same impact on same-different judgments to the three types of stimuli, suggesting that transposed character effects are driven by positional noise due to a noisy encoding of character location that operated at the level of feature detectors. However, as reading experience is more extensive, an independent letter processing mechanism develops (Grainger & Ziegler, 2011) which allows the coding of letter position within the letter string via open-bigram representations (Grainger & van Heuven, 2004). The development of such processing optimizes the access to semantics from orthography, and involves letter-specific location-invariant order encoding that accounts for greater transposition costs for letters than for any other types of familiar non-alphabetic character strings (i.e., digits, geometrical forms), as found in intermediate readers (i.e., Grades 3 to 5).

To test this hypothesis further, we ran the same experiment in adults. Experiment 2 aimed at replicating with adults previous findings on transposition effects obtained with letters as compared to non-alphabetic character strings (Duñabeitia et al., 2012; Massol et al., 2013; Massol & Grainger, 2022, 2024), using the exact same stimuli as the one used with children in Experiment 1. If greater transposition costs for letters than for both digits and geometrical forms are due to extensive experience with written words, adults should show the same pattern as found in Grade 3 and 5 children.



## Figure 4

*Theoretical framework for the processing of identity and order information for same different matching with strings of letters, digits, or symbols proposed by Massol and Grainger (2022).*



## Experiment 2 – Adults

### Method

#### *Participants*

The initial sample consisted of 50 participants (18 male, mean age = 20,  $SD = 4.09$ ). All participants were monolingual native speakers of French. All participants performed a standardized reading test (*L'Alouette*; Lefavrais, 1967) that provides their reading level measured as reading age to ensure that they didn't have any reading impairments. Participants who reported language impairments and/or a formal diagnosis of dyslexia were excluded from this study (i.e., non-inclusion criteria). Approval for this research was provided by the Ethical

Committee of Université de Lyon. All participants gave their informed consent prior to their inclusion in the study.

### ***Stimuli***

Stimuli used in this experiment were the same as used in Experiment 1.

### ***Procedure***

The procedure of Experiment 2 mimics the procedure used in the previous experiment. The procedure for each trial was the same as in Experiment 1 (see Figure 1), except that durations of the stimuli on screen were adjusted according to previous investigations using the same-different matching task with adults (Duñabeitia et al., 2012; Massol et al., 2013; Massol & Grainger, 2022, 2024). That is, after the fixation cross, the reference was presented horizontally centered and positioned one line above the exact center of the screen for a duration of 300 ms. The reference was immediately replaced by the target stimulus that was horizontally centered and positioned one line below the center of the screen. Target stimulus remained on the screen for 300 ms. Each trial ended with the participant's response, followed by a blank screen displayed for 500 ms.

### **Results**

Statistical analyses were performed only over the “different” trials, since there was no experimental manipulation of Type of change within the set of “same” trials. The dataset from one participant was excluded, based on an overall error rate above 40%.

As in Experiment 1, participants' discriminability indices ( $d'$ ) were analyzed using Signal Detection Theory (Macmillan & Creelman, 2004). Discriminability ( $d'$ ) were calculated for each participant in the different experimental conditions. These analyses are available in the Supplemental Materials (see Supplementary Materials file).

We used linear mixed-effects models (LMEs) to analyze response times (RTs) and generalized (logistic) linear mixed effects models (GLMEs) to analyze the error rates, with items and participants as crossed random effects (including by-item and by-participant random intercepts; Baayen et al., 2008) and with random slopes (Barr et al., 2013). Models included Character (letter, digit, symbol) and Type-of-Change (transposition vs. substitution) as fixed-factors. The models were fitted with the lmer (for LMEs) and the glmer (for GLMEs) functions from the lme4 package (Bates et al., 2014) in the R statistical computing environment (Version 4.2.2; R Core Teams, 2022). We report regression coefficients ( $b$ ), standard errors ( $SE$ ) and  $t$  values (for LMEs) or  $z$  values (for GLMEs). Fixed effects were deemed significant if  $|t|$  or  $|z| > 1.96$ . RTs were inverse transformed ( $-1,000/RT$ ) prior to analysis. The mean RTs and error rates in each condition are presented in Table 4.

RTs were recorded from target onset up to participant's response. After excluding trials associated with an incorrect response (11.33%), RT values below 300 ms were also excluded (0.88%). Then the reaction times that were 3 standard deviations (SDs) beyond the mean of the participant were excluded as outliers (1.48% of the data). The final dataset was composed of 4 772 observations.

### ***Reaction times***

The maximal random effects structure that converged was one including by-participant and by-item random intercepts as well as by-participant and by-item random slopes for Type-

of-Change. The following analyses were conducted taking the letter string condition as reference for the Character factor and the substitution condition as reference for the Type-of-Change factor.

Reaction times were longer for letter strings than for digit strings (704 ms vs. 678 ms respectively;  $b = -0.03$ ,  $SE = 0.01$ ,  $t = -2.54$ ), whereas RTs were shorter for letter strings than strings of geometrical forms (704 ms vs. 722 ms respectively;  $b = 0.05$ ,  $SE = 0.01$ ,  $t = 3.87$ ). There was also a significant effect of Type-of-Change, with shorter reaction times in the substitution condition than in the transposition condition (671 ms vs. 732 ms respectively;  $b = 0.16$ ,  $SE = 0.01$ ,  $t = 9.38$ ). The interaction between Character (letters vs. digit) and Type-of-Change was significant ( $b = -0.16$ ,  $SE = 0.02$ ,  $t = -3.00$ ) as well as between Character (letters vs. geometrical forms) and Type-of-Change ( $b = -0.08$ ,  $SE = 0.02$ ,  $t = -3.98$ ). Transposition effects were greater for letters compared with both digits and geometrical forms, although the effects were significant for all types of character (letters:  $\chi^2(1) = 88.05$ ,  $p_{holm} < .001$ , digits:  $\chi^2(1) = 37.68$ ,  $p_{holm} < .001$ , geometrical forms:  $\chi^2(1) = 19.48$ ,  $p_{holm} < .001$ ).

**Table 4**

*Mean correct reaction times (in ms) and mean error rates for different trials (transposition, substitution) pairs in Experiment 2.*

Type-of-Change	Letters		Digits		Geometrical Forms	
	RT	Error rates	RT	Error rates	RT	Error rates
Transposition	746	30.67	704	16.98	746	30.84
	(151)	(23.94)	(140)	(19.68)	(166)	(24.38)
Substitution	661	6.03	652	3.72	699	13.64

	(110)	(15.71)	(114)	(5.97)	(124)	(13.14)
<i>Transposition</i>	70	24.64	51	13.26	46	17.20
<i>cost</i>						

Note: Standard deviations are in parentheses.

### ***Error rates***

The maximal random effects structure that converged was one including by-participant and by-item random intercepts as well as by-participant random slopes for Type-of-Change. The following analyses were conducted taking the letter string condition as reference for the Character factor and the substitution condition as reference for the Type-of-Change factor.

Error rates were higher for letter strings than for digit strings (10.35% vs. 18.35% respectively;  $b = -0.54$ ,  $SE = 0.236$ ,  $z = -2.29$ ), whereas error rates were lower for letter strings than strings of geometrical forms (18.35% vs. 22.24% respectively;  $b = 1.03$ ,  $SE = 0.19$ ,  $z = 5.32$ ). Higher error rates were observed in the transposed-character condition than in the substituted-character condition (26.16% vs. 7.80% respectively;  $b = 2.33$ ,  $SE = 0.21$ ,  $z = 11.00$ ). The interaction between Character (letters vs. geometrical forms) and Type-of-Change was significant ( $b = -1.02$ ,  $SE = 0.20$ ,  $z = -4.91$ ), whereas the interaction between Character (letters vs. digit) and Type-of-Change was not significant ( $z = -1.56$ ). Transposition effects were greater for letters compared with both digits and geometrical forms, although the effects were significant for all types of character (letters:  $\chi^2(1) = 121.02$ ,  $p_{holm} < .001$ , digits:  $\chi^2(1) = 62.96$ ,  $p_{holm} < .001$ , geometrical forms:  $\chi^2(1) = 52.15$ ,  $p_{holm} < .001$ ).

## Discussion

Experiment 2 replicated previous findings obtained in adults in which greater letter transposition effects were found with respect to letter substitution in the classical (unprimed) version of the same-different matching task (Massol et al., 2013; Massol et Grainger, 2022, 2024). Our results with adults supported the view that the transposition effect for letters is a consequence of reading experience, this effect being greater for letters than for digits and geometrical forms (see also Duñabeitia et al., 2012; Massol et al., 2013, Massol & Grainger, 2022, 2024 for TL and character evidence with adults). Overall, the pattern of results found in Grade 3 children was highly similar to the pattern found in adults. These results strongly suggest that the TL effect is mainly driven by (1) an object position uncertainty, and a perceptual noise at location-specific level, that affects any kind of character strings; and (2) a flexibility of orthographic processing that involves location-invariant, relative position coding for letter strings as a result of experience with written words (see General Discussion).

It should be mentioned that, using a masked priming version of the same-different matching task (transposition effect was measured in the “same” condition), Garcia-Orza et al. (2010) highlighted similar priming effects of transposed character with letter strings (words and nonwords), digits and symbols with adults. Therefore, the mechanisms driven by the masked and by the unmasked version of the same-different task seem to be different. One main interpretation is that the masked priming version of the same-different judgment task likely highlights early visual processing compared with the classical (unmasked) version of same-different matching, that is more optimal to tap into both early visual processing and higher order encoding processes. In other words, the masked version may enhance low-level perceptual effects (i.e., location-specific encoding) as opposed to higher-level effects (i.e., location-invariant order encoding) (see Duñabeitia et al., 2012, for a discussion between the masked and unmasked versions of the same-different matching task).

## General Discussion

The present study employed a same-different matching task to test two different but complementary accounts about how letter encoding mechanisms change with reading experience. According to the theoretical approach proposed by Grainger and Ziegler (2011), the TL effect emerge with reading exposure, via the development of parallel letter processing. Therefore, we expected greater TL effects once a more extensive reading experience is attained. However, this framework is restricted to orthographic processing and no prediction can be made about transposed-character effects for other kind of visual objects. Recently, Massol and Grainger (2022) proposed an appealing account, based on empirical data obtained in the same-different matching task with adults. They hypothesized that the greater transposition cost obtained with letter strings compared to that obtained with digit- and symbol-strings is driven by two mechanisms: (1) one at the location-specific level which is subject to a certain amount of positional noise, (2) one at the location-invariant level which is a letter-specific order encoding mechanism that is flexible by nature. Based on these accounts, we traced the developmental trajectory of transposed-character effects for letter strings and for familiar non-letter character strings (i.e., digits, geometrical forms) in children from Grade 1 to Grade 5 (Experiment 1) and in adults (Experiment 2). We predicted that, in beginning readers, transposed-character effects would be obtained regardless of the type of characters. Nonetheless, once a more extensive reading experience is attained, greater transposed-character effect is expected for letters compared to digits and geometrical forms.

To test such predictions, in both experiments, reference-target pairs were similar or different by transposing or substituting the two internal characters of the strings. Participants were asked to decide whether reference and target stimuli were identical or not. In Experiment 1, we found that children made more errors at detecting a transposition change than detecting a substitution change – an effect referred to as a transposition cost – for all types of characters

across all grades. More importantly, we also found a greater transposition cost for letters than for both digits and geometrical forms (which did not differ from each other) in children with a more extensive reading experience— starting in Grade 3. Experiment 2 supported the findings obtained in Grade 3 and 5 in Experiment 1, and replicated previous findings with adults reporting greater character transposition cost for letter strings than for familiar non-letter character strings (Duñabeitia et al., 2012; Massol et al., 2013; Massol & Grainger, 2022, 2024).

Regarding the TL effect as an index of this transition for serial to parallel processing, several studies have found an increase of TL effects in children from Grade 1 to Grade 5 (Colombo et al., 2019; Ziegler et al., 2014). These studies provide evidence for the development of automatic and rather efficient orthographic processing mechanism during the first years of reading acquisition which involves the emergence of a letter-specific position coding mechanism (see also Grainger et al., 2012; Lété & Fayol, 2013). Altogether, these previous results and those from the present study are in line with the accounts proposed by Grainger and Ziegler (2011). According to this framework, during reading acquisition, there is a shift from a letter-by-letter strategy to a faster and more efficient access to lexical-semantic representations, partly through the development of parallel letter processing. This parallel letter processing allows the establishment of sub-lexical orthographic processing (determining letters' identities and letters' order in a word). Note that learning to read also involves adaptations in the low-level visual processing involved in identifying strings of letters (Grainger et al., 2016; Grainger & Hannagan, 2014; Tydgate & Grainger, 2009). This implies a change of letter status from being objects themselves to being parts of a written word, along with the establishment of location-specific letter detectors aligned along the horizontal meridian in order to optimize parallel letter processing (Grainger & Hannagan, 2014). Interestingly, while this transition takes place, there is also a shift from a precise letter-order



encoding used for phonological decoding to a more flexible letter-order code. The development of parallel letter processing is thought to be a specialized mechanism for encoding location-invariant letter position that provides direct access to semantics via orthographic information alone. Sustaining this view, recent research has shown that children start identifying words fast and automatically once they have attained a certain decoding level (Karageorgos et al., 2020), and automatic and fast word reading ensures comprehension (Álvarez Cañizo et al., 2015). Indeed, it has been highlighted that orthographic processing is a key aspect for efficient reading, beyond phonological knowledge or intelligence (Deacon et al., 2019; Zarić et al., 2021; Rakhlin et al., 2019; Rothe et al., 2015).

However, this transposed-letter effect may not be specific to position coding mechanisms of orthographic stimuli but to any kind of visual stimuli. As a first approximation to this hypothesis, Tóth and Csepé (2017) reported a transposed-character effect that remained stable across Grade 2 and Grade 4 in strings of unfamiliar characters (i.e., Armenian letter strings) as well as in digit strings (therefore suggesting that transposed-character effects are not restricted to letters), but also an increase in the transposed-character effects with letter strings (i.e., Hungarian words and nonwords). According to the Adaptive Specialization Hypothesis proposed by the authors, their results provide support for an adaptation response of the visual system for the development of orthographic processing. In this line, Duñabeitia et al. (2015), using the same-different matching task, reported robust transposition cost for letter strings only in children who had acquired basic literacy skills (i.e., children were tested at the end of Grade 1).

The present investigation goes beyond these studies in several ways. First, Experiment 1 replicated a transposition cost for letter strings in Grade 1 – as found in Duñabeitia et al. (2015). However, the size of the letter transposition cost was similar as the transposition costs

found in both digit strings and in strings of geometrical forms in Grade 1 and Grade 2. Second, and more importantly, transposition cost was modulated by level of formal education (i.e., grade) only for letters, whereas it was not the case for digits and geometrical forms – as found by Tóth and Csepé (2017).

These findings fit with the accounts of Massol and Grainger (2022), who recently proposed a theoretical framework for the processing of identity and order information of different types of character strings (i.e., letter, digit, or symbol) based on previous research in adults (Massol et al., 2013; Massol & Grainger, 2022, 2024). In this framework, shown in Figure 5, stimuli are first encoded at the level of complex feature detectors. These complex features include whole-letter and whole-digit representations as well as the complex features involved in visual object identification other than words and numbers. At this level, information regarding identity and position of each character within the string is coded, and would enable the transition from location-specific to location-invariant processing. Supporting this hypothesis, we found that detecting a transposition change was harder than detecting a substitution change independently of the type of character strings for all children and adults. We interpret these findings as revealing a common effect of character transposition on processing at the level of gaze-centered complex features, reflecting a certain amount of perceptual noise due to visual feature detectors affecting positional coding of any kind of character string at any point during development.

As location-invariant processing develops, two different mechanisms are hypothesized to operate. Firstly, a generic order encoding mechanism operates independently of the type of stimulus. This mechanism would code precise positions of each character within a string. As illustrated in Figure 5, the letter “R” is encoded at position 3, the digit “8” at position 6, and the arrow at position 2. Secondly, an encoding location-invariant order mechanism specific to

the reading system starts processing open-bigrams (i.e., bigrams provide information about contiguous and non-contiguous letters within words, see Grainger & van Heuven, 2004) as a result of the formation of orthographic representations of words. As illustrated in Figure 5, for the bigram R-H, the position of the letter H is coded as being after the letter R in the stimulus. The present results are in line with this framework showing that transposition cost for letters become significantly larger than for other types of characters in Grade 3 and this difference remained significant up to Grade 5. Similar results were observed in adults (Experiment 2), revealing greater transposition cost for letters than for digits and geometrical forms. Therefore, the greater transposition cost for letters emerging at Grade 3 reflects a letter-specific location-invariant order-encoding mechanism, as a consequence of the development of orthographic representations of words.

Our data clearly reveal that literacy experience leads to the development of location-invariant encoding of letters due to parallel processing of words, which emerges around Grade 3. Based on the present results, parallel processing of letters and therefore letter-specific location-invariant encoding mechanism are absent at the very first stages of reading acquisition.

When children have low exposure to printed words, letter position within the word is processed through the generic order encoding mechanism that is involved in identifying any kind of character strings. Our data go in line with developmental studies showing that during the earliest stages of reading acquisition, children employ a serial letter-by-letter strategy (Grainger et al., 2016; Schubert et al., 2017) that consequently leads to a rather rigid letter position coding. As children acquire some reading experience and after practicing this ordinal letter coding, parallel letter processing starts, and the location-invariant orthographic code operates progressively. Critically this transition seems to occur around Grade 3. This will optimize reading by a direct access to semantics from orthographic information (i.e., open-

bigram coding, Grainger & van Heuven, 2004; Grainger & Ziegler, 2011). It should be mentioned that the nature of the reading process implies that any word identity is determined on the basis of knowledge of a subset of the word's letters and their relative positions. This is not the case for number processing, for example, where the very precise position of each digit is essential for obtaining accurate magnitude information. The coarse-grained orthographic code will only be acquired for strings of elements that can form familiar wholes, as is the case for strings of letters. This is clearly not the case for strings of geometrical forms and is likely not to be the case for digit strings given the rarity of familiar numbers such as well-known dates.

Altogether, these findings confirm our hypothesis that TL effects are mainly driven by the flexibility of orthographic processing that implements relative position coding for letter strings. The present findings also provide evidence that this orthographic code emerges only once a certain reading experience is attained.

## **Conclusion**

In sum, the present cross-sectional investigation revealed a clear picture about the development of a letter-specific location-invariant order-encoding mechanism during the first years of reading acquisition. Results highlighted that this location-invariant letter position mechanism emerges in Grade 3, with a greater transposition cost for letter strings than for both digit strings and strings of geometrical forms. Therefore, our outcomes support the view that while certain flexibility exists to process any type of string in childhood due to positional noise operating at the level of complex feature detectors, the location-invariant position mechanism for letters is a consequence of reading acquisition. These findings have also clear educational implications. Due to the importance of specific letter coding during the first years

of reading acquisition, letter by letter reading should be encouraged to form exhaustive whole word representations (Share, 2005). This decoding experience might ensure accurate and fast word recognition and guarantee the development of efficient invariant letter position coding mechanisms that are necessary to read words not only accurately, but also automatically.

## **Declarations**

**Funding:** This research was supported by grant ANR-21-CE28-0003-01 (French National Agency for Research) awarded to Stéphanie Massol.

**Conflicts of interest / Competing interest:** The authors have declared that no competing interests exist. The funders had no role in study design, data collection and analysis, decision to publish, or preparation of the manuscript.

**Ethics approval:** Ethics approval was obtained from the ethics committee of Université de Lyon.

**Availability of data and materials:** The authors confirm the availability of shared data. The datasets are accessible on the OSF website at: <https://osf.io/g5ra6/>

### **Authors contributions:**

Stéphanie Massol: design, programming, data analysis, writing

Joana Acha: design, writing

Lisa Rondot: design, programming, writing

Marta Vergara-Martinez: design, writing

Emilie Favre: design, writing

Bernard Lété: design, data analysis, writing

## References

- Álvarez-Cañizo, M., Suárez-Coalla, P., & Cuetos, F. (2015). The role of reading fluency in children's text comprehension. *Frontiers in psychology, 6*, 1810. <https://doi.org/10.3389/fpsyg.2015.01810>
- Baayen, R. H., Davidson, D. J., & Bates, D. M. (2008). Mixed-effects modeling with crossed random effects for subjects and items. *Journal of Memory and Language, 59*(4), 390–412. <https://doi.org/10.1016/j.jml.2007.12.005>
- Barr, D. J., Levy, R., Scheepers, C., & Tily, H. J. (2013). Random effects structure for confirmatory hypothesis testing: Keep it maximal. *Journal of Memory and Language, 68*(3), 255–278. <https://doi.org/10.1016/j.jml.2012.11.001>
- Bates, D., Mächler, M., Bolker, B., & Walker, S. (2014). Fitting linear mixed-effects models using lme4. <https://arxiv.org/abs/1406.5823>
- Colombo, L., Sulpizio, S., & Peressotti, F. (2017). Serial mechanism in transposed letters effects: A developmental study. *Journal of experimental child psychology, 161*, 46-62. <https://doi.org/10.1016/j.jecp.2017.04.002>
- Colombo, L., Sulpizio, S., & Peressotti, F. (2019). The developmental trend of transposed letters effects in masked priming. *Journal of experimental child psychology, 186*, 117-130. <https://doi.org/10.1016/j.jecp.2019.05.007>
- Davis, C. J. (2010). The spatial coding model of visual word identification. *Psychological Review, 117*, 713-758. <https://doi.org/10.1037/a0019738>

- Deacon, S. H., Pasquarella, A., Marinus, E., Tims, T., & Castles, A. (2019). Orthographic processing and children's word reading. *Applied Psycholinguistics*, 40(2), 509-534.  
<https://doi.org/10.1017/S0142716418000681>
- Duñabeitia, J. A., Dimitropoulou, M., Grainger, J., Hernández, J. A., & Carreiras, M. (2012). Differential sensitivity of letters, numbers, and symbols to character transpositions. *Journal of Cognitive Neuroscience*, 24(7), 1610-1624.  
[https://doi.org/10.1162/jocn\\_a\\_00180](https://doi.org/10.1162/jocn_a_00180)
- Duñabeitia, J. A., Lallier, M., Paz-Alonso, P. M., & Carreiras, M. (2015). The impact of literacy on position uncertainty. *Psychological Science*, 26(4), 548-550.  
<https://doi.org/10.1177/09567976155698>
- Ehri, L. C. (2005). Development of sight word reading: Phases and findings. In M. J. Snowling & C. Hulme (Eds.), *The science of reading: A handbook* (pp. 135–154). Oxford, UK: Blackwell. <https://doi.org/10.1002/9780470757642.ch8>
- Ehri, L. C. (2014). Orthographic mapping in the acquisition of sight word reading, spelling memory, and vocabulary learning. *Scientific studies of reading*, 18(1), 5–21.  
<https://doi.org/10.1080/10888438.2013.819356>
- Faust, M. E., Balota, D. A., Spieler, D. H., & Ferraro, F. R. (1999). Individual differences in information-processing rate and amount: Implications for group differences in response latency. *Psychological Bulletin*, 125, 777–799. doi:  
<https://doi.org/10.1037/0033-2909.125.6.777>
- Forster, K. I., & Forster, J. C. (2003). DMDX: A Windows display program with millisecond accuracy. *Behavior research methods, instruments, & computers*, 35, 116-124.  
<https://doi.org/10.3758/BF03195503>
- Garcia-Orza, J., Perea, M., & Munoz, S. (2010). Are transposition effects specific to letters?



- Quarterly Journal of Experimental Psychology*, 63(8), 1603-1618.  
<https://doi.org/10.1080/1747021090347427>
- Geisser, S., & Greenhouse, S. (1959). On methods in the analysis of profile data. *Psychometrika*, 24, 95–112. <https://dx.doi.org/10.1007/bf02289823>
- Gómez, P., Ratcliff, R., & Perea, M. (2008). The overlap model: A model of letter position coding. *Psychological Review*, 115, 577-601. <https://doi.org/10.1037/a0012667>
- Grainger, J., Bertrand, D., Lété, B., Beyersmann, E., & Ziegler, J. C. (2016). A developmental investigation of the first-letter advantage. *Journal of Experimental Child Psychology*, 152, 161-172. <https://doi.org/10.1016/j.jecp.2016.07.016>
- Grainger, J., & Hannagan, T. (2014). What is special about orthographic processing?. *Written Language & Literacy*, 17(2), 225-252. <https://doi.org/10.1075/wll.17.2.03gra>
- Grainger, J., Lété, B., Bertrand, D., Dufau, S., & Ziegler, J. C. (2012). Evidence for multiple routes in learning to read. *Cognition*, 123(2), 280-292.  
<https://doi.org/10.1016/j.cognition.2012.01.003>
- Grainger, J., & van Heuven, W. (2004). *Modeling Letter Position Coding in Printed Word Perception*. In P. Bonin (Ed.), *The Mental lexicon*. New York: Nova Science Publishers (pp. 1-24).
- Grainger, J., & Whitney, C. (2004). Does the human mind read words as a whole?. *Trends in cognitive sciences*, 8(2), 58-59. <https://doi.org/10.1016/j.tics.2003.11.006>
- Grainger, J., & Ziegler, J.C. (2011). A dual-route approach to orthographic processing.

*Frontiers in Psychology*. <https://doi.org/10.3389/fpsyg.2011.00054>

Karageorgos, P., Richter, T., Haffmans, M. B., Schindler, J., & Naumann, J. (2020). The role of word-recognition accuracy in the development of word-recognition speed and reading comprehension in primary school: A longitudinal examination. *Cognitive Development, 56*, 100949. <https://doi.org/10.1016/j.cogdev.2020.100949>

Lefavrais, P. (1967). *Le test de l'Alouette*. Paris, ECPA.

Lété, B., & Fayol, M. (2013). Substituted-letter and transposed-letter effects in a masked priming paradigm with French developing readers and dyslexics. *Journal of experimental child psychology, 114*(1), 47-62.

<https://doi.org/10.1016/j.jecp.2012.09.001>

Macmillan, N. A., & Creelman, C. D. (2004). *Detection theory: A user's guide*. Psychology Press.

Massol, S., Duñabeitia, J. A., Carreiras, M., & Grainger, J. (2013). Evidence for letter-specific position coding mechanisms. *PLoS One, 8*(7), e68460.

<https://doi.org/10.1371/journal.pone.0068460>

Massol, S., & Grainger, J. (2022). Effects of horizontal displacement and inter-character spacing on transposed-character effects in same-different matching. *Plos One, 17*(3), e0265442. <https://doi.org/10.1371/journal.pone.0265442>

Massol, S., & Grainger, J. (2024). On the distinction between position and order information when processing strings of characters. *Attention, Perception, & Psychophysic, 86*(3), 883–896. <https://doi.org/10.3758/s13414-024-02872-z>

Norris, D., Kinoshita, S., & van Casteren, M. (2010). A stimulus sampling theory of letter

- identity and order. *Journal of Memory and Language*, 62(3), 254-271.  
<https://doi.org/10.1016/j.jml.2009.11.002>
- Perea, M., & Lupker, S. J. (2003). Transposed-letter confusability effects in masked form priming. In S. Kinoshita and S. J. Lupker (Eds.), *Masked priming: State of the art* (pp.97-120). Hove, UK: Psychology Press
- Perea, M., & Lupker, S. J. (2004). Can CANISO activate CASINO? Transposed-letter similarity effects with nonadjacent letter positions. *Journal of memory and language*, 51(2), 231-246. <https://doi.org/10.1016/j.jml.2004.05.005>
- Core Team. (2022). R: A language environment for statistical computing. R Foundation for Statistical Computing. <https://www.r-project.org/>
- Rakhlin, N. V., Mourgues, C., Cardoso-Martins, C., Kornev, A. N., Grigorenko, E. L. (2019). Orthographic processing is a key predictor of reading fluency in good and poor readers in a transparent orthography. *Contemporary Educational Psychology*, 56, 250-261.  
<https://doi.org/10.1016/j.cedpsych.2018.12.002>
- Ratcliff, R. (1993). Methods for dealing with reaction time outliers. *Psychological Bulletin*, 114(3), 510–532. <https://doi.org/10.1037/0033-2909.114.3.510>
- Rothe, J., Cornell, S., Ise, E., & Schulte-Körne, G. (2015). A comparison of orthographic processing in children with and without reading and spelling disorder in a regular orthography. *Reading and Writing*, 28, 1307-1332.  
<https://doi.org/10.1007/s11145-015-9572-1>
- Schoonbaert, S., & Grainger, J. (2004). Letter position coding in printed word perception:

- Effects of repeated and transposed letters. *Language and Cognitive Processes*, 19, 333-367. <https://doi.org/10.1080/01690960344000198>
- Schubert, T., Badcock, N., & Kohnen, S. (2017). Development of children's identity and position processing for letter, digit, and symbol strings: A cross-sectional study of the primary school years. *Journal of Experimental Child Psychology*, 162, 163-180. <https://doi.org/10.1016/j.jecp.2017.05.008>
- Share, D. L. (1995). Phonological recoding and self-teaching: Sine qua non of reading acquisition. *Cognition*, 55(2), 151-218. [https://doi.org/10.1016/0010-0277\(94\)00645-2](https://doi.org/10.1016/0010-0277(94)00645-2)
- Tóth, D., & Csépe, V. (2017). Adaptive specialization in position encoding while learning to read. *Developmental science*, 20(3), e12426. <https://doi.org/10.1111/desc.12426>
- Tydgat, I., & Grainger, J. (2009). Serial position effects in the identification of letters, digits, and symbols. *Journal of Experimental Psychology: Human Perception and Performance*, 35(2), 480-498. <https://doi.org/10.1037/a0013027>
- Whitney, C. (2001). How the brain encodes the order of letters in a printed word: The SERIOL model and selective literature review. *Psychonomic Bulletin & Review*, 8, 221-243. <https://doi.org/10.3758/BF03196158>
- Zarić, J., Hasselhorn, M., & Nagler, T. (2021). Orthographic knowledge predicts reading and spelling skills over and above general intelligence and phonological awareness. *European Journal of Psychology of Education*, 36, 21-43. <https://doi.org/10.1007/s10212-020-00464-7>
- Ziegler, J., Bertrand, D., Lété, B., & Grainger, J. (2014). Orthographic and phonological

contributions to reading development: Tracking developmental trajectories using  
masked priming. *Developmental Psychology*, 50, 1026–1036.

<https://doi.org/10.1037/a0035187>

## Appendix A

Main analysis of variance output for the reaction times (z-RT) analysis in Experiment 1.

	$\chi^2$	Df	Pr(> $\chi^2$ )	Signif.
Grade	0.291	4	0.9903889	
Character	45.971	2	1.041e-10	***
Type-of-Change	414.323	1	<2,2e-16	***
Grade X Character	85.231	8	4.302e-15	***
Grade X Type-of-Change	18.516	4	0.0009781	***
Character X Type-of-Change	41.981	2	7.655e-10	***
Grade X Character X Type-of-Change	26.050	8	0.0010298	**

Grade 1. Analysis of variance output.

	$\chi^2$	Df	Pr(> $\chi^2$ )	Signif.
Character	14.578	2	0.0006829	***
Type-of-Change	18.918	1	1.365e-05	***
Character X Type-of-Change	1.759	2	0.4149924	

Grade 2. Analysis of variance output.

	$\chi^2$	Df	Pr(> $\chi^2$ )	Signif.
Character	7.3056	2	0.02592	*
Type-of-Change	74.0738	1	<2,00E-16	***
Character X Type-of-Change	3.1791	2	0.20402	

Grade 3. Analysis of variance output.

	$\chi^2$	Df	Pr(> $\chi^2$ )	Signif.
Character	26.287	2	1.958e-06	***
Type-of-Change	151.220	1	<2,2e-16	***
Character X Type-of-Change	41.621	2	9.162e-10	***

Grade 4. Analysis of variance output.

	$\chi^2$	Df	Pr(> $\chi^2$ )	Signif.
Character	23.7264	2	7.045e-06	***
Type-of-Change	85.1820	1	<2,2e-16	***
Character X Type-of-Change	6.1726	2	0.04567	*

Grade 5. Analysis of variance output.

	$\chi^2$	Df	Pr(> $\chi^2$ )	Signif.
Character	59.253	2	1.36e-13	***
Type-of-Change	112.208	1	<2.2e-16	***
Character X Type-of-Change	16.680	2	0.0002387	***

## Appendix B

Analysis of variance outputs for the error rates analysis in Experiment 1.

	$\chi^2$	Df	Pr(> $\chi^2$ )	Signif.
Grade	50.177	4	3.316e-10	***
Character	57.703	2	2.952e-13	***
Type-of-Change	737.454	1	<2,2e-16	***
Grade X Character	35.353	8	2.305e-05	***
Grade X Type-of-Change	19.674	4	0.000579	***
Character X Type-of-Change	36.502	2	1.185e-08	***
Grade X Character X Type-of-Change	20.917	8	0.007370	**

Grade 1. Analysis of variance output.

	$\chi^2$	Df	Pr(> $\chi^2$ )	Signif.
Character	0.1790	2	0.9144	
Type-of-Change	84.1759	1	<2e-16	***
Character X Type-of-Change	0.8704	2	0.6471	

Grade 2. Analysis of variance output.

	$\chi^2$	Df	Pr(> $\chi^2$ )	Signif.
Character	25.7304	2	2.587e-06	***
Type-of-Change	227.2852	1	<2,2e-16	***
Character X Type-of-Change	6.8326	2	0.03283	*

Grade 3. Analysis of variance output.

	$\chi^2$	Df	Pr(> $\chi^2$ )	Signif.
--	----------	----	-----------------	---------



Character	43.298	2	3.963e-10	***
Type-of-Change	204.074	1	<2,2e-16	***
Character X Type-of-Change	28.188	2	7.571e-07	***

Grade 4. Analysis of variance output.

	$\chi^2$	Df	Pr(> $\chi^2$ )	Signif.
Character	27.102	2	1.302e-06	***
Type-of-Change	136.846	1	<2,2e-16	***
Character X Type-of-Change	9.508	2	0.008617	**

Grade 5. Analysis of variance output.

	$\chi^2$	Df	Pr(> $\chi^2$ )	Signif.
Character	31.425	2	1.5e-07	***
Type-of-Change	106.781	1	<2,2e-16	***
Character X Type-of-Change	12.971	2	0.001526	**

## Supplementary materials

### Signal Detection Theory

The Signal Detection Theory allows to differentiate the participants' sensitivity ( $d'$  values) from the response bias ( $c$  values) (Macmillan & Creelman, 2004). In the present investigation, sensitivity refers to how hard or easy it is to detect that the target stimulus is different from the reference stimulus. The two indices, sensitivity and response bias, are considered as totally independent. Therefore, this approach allows revealing effects driven by perceptual processing as opposed to decision-level processes. Compared with simple error rate analyses, discriminability corrects for response biases by combining hits (correct "different" responses) with false alarms (incorrect "different" responses – i.e., responding "different" when the two stimuli were the same).

### Experiment 1 – Children

Discriminability ( $d'$ ) were calculated for each participant in the different experimental conditions (see Table S1).

**Table S1**

*Mean discriminability indices and response bias indices as a function of type of characters and type of change (transposition, substitution) pairs in Experiment 1.*

Type-of-Change		<i>Letters</i>	<i>Digits</i>	<i>Forms</i>
Grade 1	Transposition	1.20 (1.04)	1.22 (0.92)	1.35 (0.82)
	Substitution	1.70 (1.05)	1.71 (0.99)	1.74 (1.05)

	<i>Transposition cost</i>	<i>0.49</i>	<i>0.49</i>	<i>0.39</i>
Grade 2	Transposition	1.18 (1.01)	1.66 (0.92)	1.38 (1.09)
	Substitution	1.99 (1.07)	2.09 (1.02)	2.01 (1.03)
	<i>Transposition cost</i>	<i>0.81</i>	<i>0.43</i>	<i>0.64</i>
Grade 3	Transposition	1.92 (0.90)	2.32 (0.75)	1.93 (0.88)
	Substitution	2.97 (0.91)	2.79 (0.82)	2.49 (1.08)
	<i>Transposition cost</i>	<i>1.05</i>	<i>0.47</i>	<i>0.56</i>
Grade 4	Transposition	1.85 (0.78)	2.15 (0.67)	2.08 (0.77)
	Substitution	2.70 (0.70)	2.77 (1.03)	2.38 (0.87)
	<i>Transposition cost</i>	<i>0.85</i>	<i>0.85</i>	<i>0.30</i>
Grade 5	Transposition	2.06 (1.03)	2.48 (0.94)	2.21 (0.93)
	Substitution	2.74 (1.02)	2.86 (1.22)	2.57 (0.85)
	<i>Transposition cost</i>	<i>0.69</i>	<i>0.38</i>	<i>0.36</i>

### ***Discriminability indices***

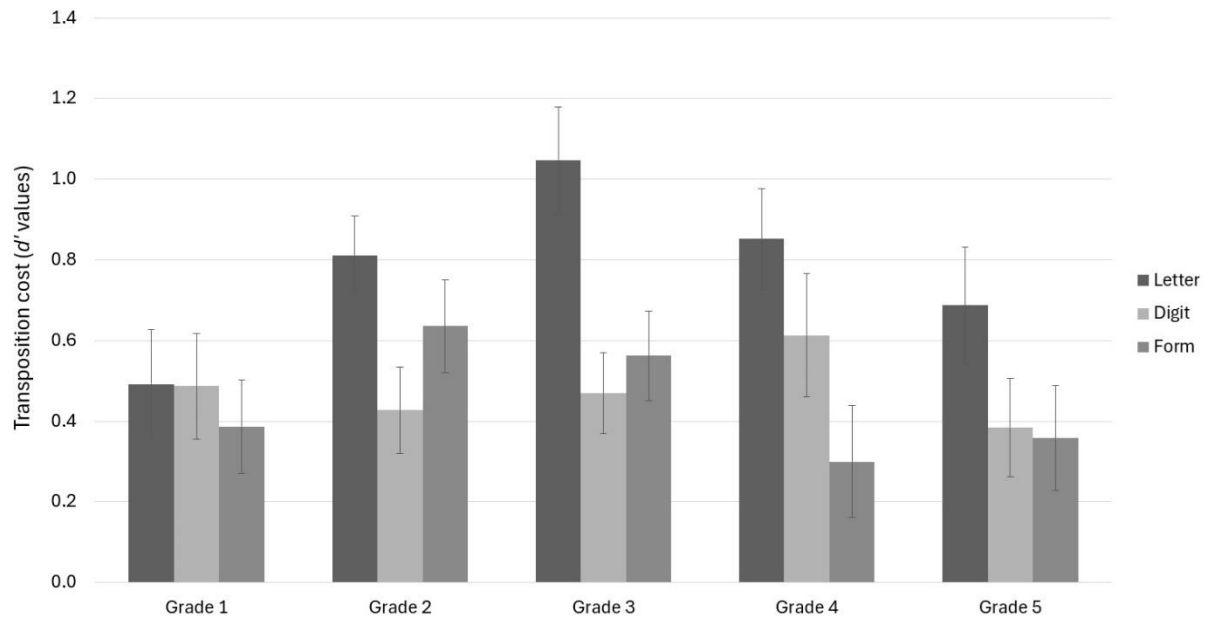
Transposition costs for each of the experimental conditions are presented in Figure S1. ANOVA on the  $d'$  indices was conducted using a 5 (Grade: Grade 1 to Grade 5) x 3 (Character: letter vs. digit vs. geometrical form) x 2 (Type-of-Change: transposition vs. substitution) factorial design.

Statistical analyses revealed a significant main effect of Character ( $F(2, 352) = 8.46$ ,  $p < .001$ ,  $\eta_p^2 = .046$ ) and a significant effect of Grade ( $F(4, 176) = 11.30$ ,  $p < .001$ ,  $\eta_p^2 = .204$ ). The main effect of Type-of-Change was also significant,  $F(1, 176) = 236.40$ ,  $p < .001$ ,  $\eta_p^2 = .573$ . The interaction between Character and Grade was not significant,  $F(8, 352) =$

1.460,  $p > .1$ . The interaction between Character and Type-of-Change was significant,  $F(2, 352) = 12.49, p < .001, \eta_p^2 = .066$ . Follow-up analyses revealed that the effect of Type-of-Change was greater for letters than for digits ( $F(1, 176) = 16.23, p < .001, \eta_p^2 = .084$ ), and greater for letters than for geometrical forms ( $F(1, 176) = 20.87, p < .001, \eta_p^2 = .106$ ). However, the Character (digit vs. form) X Type-of-Change interaction was not significant ( $F(1, 176) < 1, p > .1$ ). The Grade x Character X Type-of-Change interaction was not significant,  $F(8, 352) = 1.50, p > .1$ . However, based on our hypothesis, we ran specific analyses grade by grade. These analyses revealed that the Character X Type-of-Change interaction was significant in Grades 2 to 4 (Grade 1:  $F(2, 56) < 1, p > .1$ ; Grade 2:  $F(2, 98) = 3.94, p = .023, \eta_p^2 = .075$ ; Grade 3:  $F(2, 74) = 7.68, p < .001, \eta_p^2 = .172$ ; Grade 4:  $F(2, 60) = 5.54, p = .008, \eta_p^2 = .156$ ; Grade 5:  $F(2, 64) = 2.32, p > .1$ ), although the transposed-character effects were significant for all types of character in all grades (see Table S2). As can be seen in Table S2, the transposed-character effect is greater for letter strings than for both strings of digit and of geometrical forms in Grades 2, 3 and 4.

## **Figure S1**

*Transposition costs for  $d'$  values in Experiment 1.*



Note 1. Transposition costs for each type of characters for the five groups of children (Grades 1 – 5). Errors bars represent standard errors.

Note 2. Transposition costs equals substitution condition minus transposition condition.

### Table S2

*Transposed-character effects on d' values for all types of character in each grade (Experiment 1).*

	Grade 1	Grade 2	Grade 3	Grade 4	Grade 5
Letters	$F(1, 28) = 13.11, p < .001, \eta_p^2 = .319$	$F(1, 49) = 69.46, p < .001, \eta_p^2 = .586$	$F(1, 37) = 63.01, p < .001, \eta_p^2 = .630$	$F(1, 30) = 46.46, p < .001, \eta_p^2 = .608$	$F(1, 32) = 22.60, p < .001, \eta_p^2 = .414$
Digits	$F(1, 28) = 13.76, p < .001, \eta_p^2 = .319$	$F(1, 49) = 15.84, p < .001, \eta_p^2 = .586$	$F(1, 37) = 22.20, p < .001, \eta_p^2 = .630$	$F(1, 30) = 16.02, p < .001, \eta_p^2 = .608$	$F(1, 32) = 22.60, p < .001, \eta_p^2 = .414$

	.001, $\eta_p^2 =$	.001, $\eta_p^2 =$	< .001, $\eta_p^2$	< .001, $\eta_p^2$	= .003, $\eta_p^2$
	.330	.244	= .375	= .348	= .239
Forms	$F(1, 28) =$	$F(1, 49) =$	$F(1, 37)$	$F(1, 30)$	$F(1, 32)$
	11.17, $p =$	30.37, $p <$	= 25.47, $p$	= 4.63, $p$	= 7.56, $p =$
	.002, $\eta_p^2 =$	.001, $\eta_p^2 =$	< .001, $\eta_p^2$	= .040, $\eta_p^2$	.010, $\eta_p^2 =$
	.285	.383	= .408	= .134	.191

To sum up, analyses on discriminability revealed an overall transposition cost for all types of character strings, showing smaller  $d'$  values in the transposition condition relative to the substitution condition, regardless of the Grade. Results also showed that the effect of Type-of-Change was modulated by the type of character, with significant differences between letter strings and both strings of digits and of geometrical forms. That is, detecting a transposition change was harder than detecting a substitution change, and with a greater difficulty for letter strings as compared to two other kinds of character strings. It seems that these results are mainly driven by the fact that transposition effect started to increase for letters compared to non-alphabetic character strings in Grade 3, whereas such differences did not exist in Grades 1 and 2.

## Experiment 2 – Adults

As in Experiment 1, discriminability ( $d'$ ) were calculated for each participant in the different experimental conditions. ANOVA on the  $d'$  indices were conducted using a 3 (Character: letter vs. digit vs. geometrical form) x 2 (Type-of-Change: transposition vs. substitution) factorial design. The Greenhouse and Geisser (1959) correction was applied to

determine the significance values for variables with more than two levels. Mean discriminability indices and response bias indices are presented in Table S4.

**Table S4**

*Mean discriminability indices for different trials (transposition, substitution) pairs in Experiment 2.*

	Letters	Digits	Forms
Transposition	2.19 (0.99)	2.82 (0.85)	2.21 (0.88)
Substitution	3.27 (0.68)	3.45 (0.47)	2.77 (0.85)
<i>Transposition cost</i>	<i>1.11</i>	<i>0.63</i>	<i>0.55</i>

Note: Standard deviations are in parentheses.

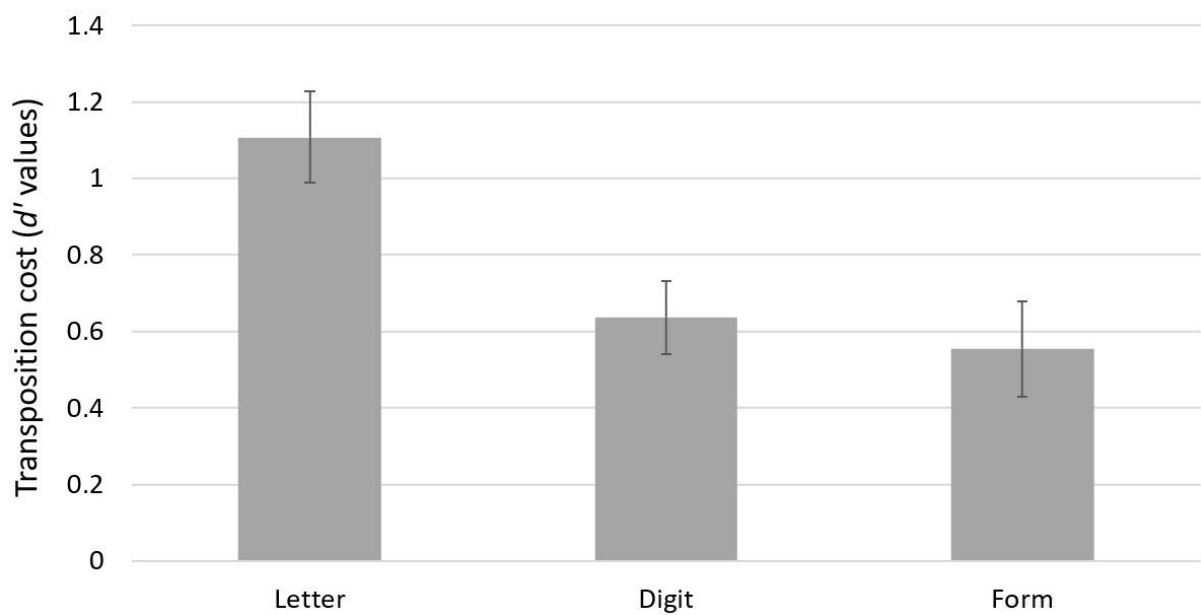
### ***Discriminability indices***

Transposition costs for each of the experimental conditions are presented in Figure S3. Statistical analysis revealed a main effect of Character ( $F(2, 96) = 23.14, p < .001, \eta_p^2 = .325$ ). There was also a main effect of Type-of-Change ( $F(2, 96) = 95.86, p < .001, \eta_p^2 = .666$ ), revealing that detecting a transposition change was harder than detecting a substitution change. Importantly, the Character X Type-of-Change interaction was significant,  $F(2, 96) = 9.24, p < .001, \eta_p^2 = .161$ . Follow-up analyses revealed that the effect of Type-of-Change was greater for letters than for digits ( $F(1, 48) = 12.45, p < .001, \eta_p^2 = .206$ ), and greater for letters

than for geometrical forms ( $F(1, 48) = 13.62, p < .001, \eta_p^2 = .221$ ). However, the effect of transposition was similar for digits and for geometrical form,  $F(1, 48) < 1, p > .1$ .

### Figure S3

*Transposition costs for  $d'$  values in Experiment 1.*



Note 1. Transposition costs for each type of characters. Errors bars represent standard errors.

Note 2. Transposition costs equals substitution condition minus transposition condition.

To sum up, detecting a transposition change was harder than detecting a substitution change, and with a greater difficulty for letters as compared to other kinds of character strings (see also Massol & Grainger, 2022, 2024 for TL and character evidence with adults).