



**HAL**  
open science

# Structure and role of the pressure Hessian in regions of strong vorticity in turbulence

P.-F. Yang, H. Xu, Alain Pumir, G.W. He

► **To cite this version:**

P.-F. Yang, H. Xu, Alain Pumir, G.W. He. Structure and role of the pressure Hessian in regions of strong vorticity in turbulence. *Journal of Fluid Mechanics*, 2024, 983, pp.R2. 10.1017/jfm.2024.143 . hal-04769986

**HAL Id: hal-04769986**

**<https://hal.science/hal-04769986v1>**

Submitted on 6 Nov 2024

**HAL** is a multi-disciplinary open access archive for the deposit and dissemination of scientific research documents, whether they are published or not. The documents may come from teaching and research institutions in France or abroad, or from public or private research centers.

L'archive ouverte pluridisciplinaire **HAL**, est destinée au dépôt et à la diffusion de documents scientifiques de niveau recherche, publiés ou non, émanant des établissements d'enseignement et de recherche français ou étrangers, des laboratoires publics ou privés.

# Structure and role of the pressure Hessian in regions of strong vorticity in turbulence

By P.-F. Yang<sup>1,2,3</sup>, H. Xu<sup>3</sup>, A. Pumir<sup>4,5</sup>†, and G. W. He<sup>1,2</sup>‡

<sup>1</sup> The State Key Laboratory of Nonlinear Mechanics, Institute of Mechanics, Chinese Academy of Sciences, Beijing 100190, China

<sup>2</sup> School of Engineering Sciences, University of Chinese Academy of Sciences, Beijing 100049, China

<sup>3</sup> Center for Combustion Energy and School of Aerospace Engineering, Tsinghua University, 100084 Beijing, China

<sup>4</sup> Laboratoire de Physique, Ecole Normale Supérieure de Lyon, CNRS  
Université de Lyon, Lyon, F-69007 France

<sup>5</sup> Max Planck Institute for Dynamics and Self-Organization, Am Fassberg 17, Göttingen, D-37077, Germany

(Received 6 January 2024)

Amplification of velocity gradients, a key feature of turbulent flows, is affected by the nonlocal character of the incompressible fluid equations expressed by the second derivative (Hessian) of the pressure field. By analyzing the structure of the flow in regions where the vorticity is the highest, we propose an approximate expression for the pressure Hessian in terms of the local vorticity, consistent with the existence of intense vortex tubes. Contrary to the often used simplification of an isotropic form for the pressure Hessian, which in effect inhibits vortex stretching, the proposed approximate form of the pressure Hessian enables much stronger vortex stretching. The prediction of the approximation proposed here is validated with results of direct numerical simulations of turbulent flows.

---

## 1. Introduction

The main difficulties to understand three-dimensional incompressible turbulent flows arise from two intrinsic properties of fluid mechanics, namely nonlinearity and non-locality. Nonlinearity leads to the generation of small-scale structures in turbulent flows and to the intermittent formation of highly localized and intense velocity gradients (Taylor 1938). It is well established that strong vorticity regions emerge, forming tube-like structures (Siggia 1981; She *et al.* 1990; Jackson *et al.* 1991; Jiménez *et al.* 1993; Ishihara *et al.* 2009; Buaria *et al.* 2019), surrounded by sheet-like structures of strong strain regions (Buaria *et al.* 2019, 2021). Interestingly, the structural difference between regions of intense strain and intense vorticity results in a strong asymmetry: vorticity is large in regions of intense strain, but in comparison strain is not as strong in regions of intense vorticity (Buaria & Pumir 2022). On the other hand, the non-locality in turbulent flows is captured by the pressure field  $p(\mathbf{x})$ , which satisfies the Poisson equation:

$$\nabla^2 p = -\text{tr}(\mathbf{m}^2). \quad (1.1)$$

† Email address for correspondence: alain.pumir@ens-lyon.fr

‡ Email address for correspondence: hgw@lnm.imech.ac.cn

The classical solution of Eq. (1.1) leads to an expression of the pressure at any point as an integral of the velocity gradient over the whole space. The pressure field in turn enters the evolution equations for the velocity gradient tensor:

$$\frac{Dm_{ij}}{Dt} = -m_{ik}m_{kj} - h_{ij}^p + \nu \nabla^2 m_{ij}. \quad (1.2)$$

In Eqs. (1.1) and (1.2),  $m_{ij}$  denotes the velocity gradient tensor:  $m_{ij} \equiv \frac{\partial u_i}{\partial x_j}$ ,  $\nu$  the kinematic viscosity, and  $h_{ij}^p \equiv \frac{\partial^2 p}{\partial x_i \partial x_j}$  the pressure Hessian tensor. A detailed understanding of the pressure Hessian is therefore a prerequisite to describe the dynamics of the velocity gradient tensor. Earlier studies have investigated the role of pressure Hessian in Eq. (1.2) (Borue & Orszag 1998; Tsinober *et al.* 1999; Carbone *et al.* 2020; Zhou & Yang 2023), or in the equation for the coarse-grained velocity gradient tensor (Chertkov *et al.* 1999; Yang *et al.* 2020; Tom *et al.* 2021). An important issue consists in understanding the role of velocity gradient structure on pressure (Pumir 1994; Vlaykov & Wilczek 2019), and more generally, in developing closure models for the pressure Hessian in the Lagrangian dynamics of velocity gradient (Vieillefosse 1982, 1984; Cantwell 1992; Martin *et al.* 1998*a,b*; Chevillard *et al.* 2008; Meneveau 2011; Wilczek & Meneveau 2014; Lawson & Dawson 2015; Johnson & Meneveau 2016; Tian *et al.* 2021). Here, our general objective is to propose an approximate expression for the pressure Hessian, using a closed expression in terms of the velocity gradient, with the aim of providing insight on the dynamics of the velocity gradient tensor itself.

The simplifying assumption, known as Restricted Euler (RE), consists in considering an isotropic functional form for  $\mathbf{h}^P$ , i.e.,  $h_{ij}^p = \frac{1}{3}\delta_{ij}\nabla^2 p$ , with  $\nabla^2 p$  given by Eq. (1.1). This approximate form expresses  $\mathbf{h}^P$  locally in terms of strain and vorticity, and is formally obtained by neglecting nonlocal contributions when expressing the solution of Eq. (1.1) (Ohkitani & Kishiba 1995). Remarkably, this leads to a simple dynamical system which can be integrated with elementary means (Vieillefosse 1982, 1984; Cantwell 1992), therefore providing a qualitative dynamics, in a statistical sense, in the  $(R, Q)$  plane, where  $R \equiv -\frac{1}{3}\text{tr}(\mathbf{m}^3)$  and  $Q \equiv -\frac{1}{2}\text{tr}(\mathbf{m}^2)$  are two invariants of  $\mathbf{m}$ . In particular, the simplified dynamics leads to a singularity along the separatrix  $4Q^3 + 27R^2 = 0$  and  $R > 0$ , which provides an explanation for the excess of probability of the invariants along this separatrix (Cantwell 1993). However, the RE assumption predicts that in vorticity dominated regions ( $Q > 0$ ), the flow moves quickly away from regions with positive vortex stretching ( $R < 0$ ) towards regions where vortex stretching is negative. In comparison, the results of DNS show that the approximate form of the pressure Hessian obtained from the RE approximation leads to an excessively strong inhibition of vortex stretching (Tsinober 2009; Buaria & Pumir 2023). This clearly implies that the deviatoric part of  $h_{ij}^p$ , defined as the difference between the pressure Hessian and the isotropic component,  $\nabla^2 p \frac{\delta_{ij}}{3}$ , plays an essential role. The difficulty, however, is that this term is determined by an integral expression (Ohkitani & Kishiba 1995).

Here, we focus on regions with strong vorticity, and propose that the pressure Hessian tensor is primarily determined by local vorticity values due to the asymmetric distribution of vorticity and strain. We will present our theory and propose that:

$$\frac{\partial^2 p}{\partial x_i \partial x_j} \approx -\frac{1}{3}\text{tr}(\mathbf{m}^2)\delta_{ij} - \frac{1}{4}\left(\omega_i\omega_j - \frac{1}{3}\omega^2\delta_{ij}\right) \quad \text{when} \quad \Omega\tau_K^2 \gg 1, \quad (1.3)$$

where  $\omega_i \equiv \epsilon_{ijk}m_{jk}$  is the vorticity ( $\epsilon_{ijk}$  is the Levi-Civita tensor) and  $\Omega \equiv \omega_i\omega_i$  is twice the enstrophy, and  $\tau_K \equiv 1/\langle\Omega\rangle^{1/2}$  denotes the Kolmogorov time scale. Throughout this text,  $\langle \cdot \rangle$  denotes the ensemble average of a fluctuating quantity. We then discuss

the implications of this result on the Lagrangian dynamics of the velocity gradient. Our analysis shows that the contributions from the deviatoric parts of pressure Hessian are not negligible and counteract the contribution of nonlinear terms to the leading order, and leads to an enhancement of vortex stretching in moderately strong vorticity regions.

## 2. DNS data

We first introduce the two DNS datasets of homogeneous and isotropic turbulence used in this work. Dataset A is downloaded from snapshot 5 of the ‘‘Forced isotropic turbulence dataset on 8192<sup>3</sup> Grid’’ dataset (Yeung *et al.* 2015, 2018) of the Johns Hopkins turbulence database (Li *et al.* 2008), with 8192<sup>3</sup> grid points and  $R_\lambda = 610$ . **The spatial resolution is characterized by  $k_{max}\eta_K \approx 5.3$ , where  $k_{max}$  is the largest resolved wavenumber and  $\eta_K$  is the Kologorov scale.** To study the properties of the pressure Hessian conditioned on extreme values of vorticity, we use the ‘‘GetThreshold’’ function of the database and downloaded all datapoints with  $\Omega\tau_K^2 > 24.98$ . Because of the limited storage space, we only keep the points with  $24.98 < \Omega\tau_K^2 < 25.02$ ,  $99 < \Omega\tau_K^2 < 101$  and  $\Omega\tau_K^2 > 196$ . Then the statistic for  $\Omega\tau_K^2 = 25$  would be  $2.3 \times 10^6$ , and  $2.2 \times 10^6$  for  $\Omega\tau_K^2 = 100$ . For comparison, we also downloaded 512<sup>3</sup> equally spaced data points of the whole snapshot, which would provide information for statistics of unconditional and lower values of vorticity.

Dataset B was obtained by simulating the Navier-Stokes equations using the spectral code described in Pumir (1994) with 512<sup>3</sup> grid and  $R_\lambda = 210$ , **with a smaller spatial resolution compared to Dataset A:  $k_{max}\eta_K \approx 1.6$ .** While this resolution is insufficient to reliably capture the statistics of the largest velocity gradients in the flow, we explicitly checked that the probability density function (PDF) of enstrophy,  $\Omega$ , coincide with the data shown in Fig.2 of Buaria *et al.* (2019) at  $R_\lambda = 240$ , for  $\Omega\tau_K^2 \lesssim 50$ . Other tests convinced us that resolution is not an issue over the range of velocity gradient intensity considered here. We saved 21 configurations of the full velocity fields, over a time of the order of  $\sim 10$  eddy turnover times, which we analyzed to produce the data shown here.

## 3. Analysis of the pressure Hessian in regions of very large vorticity

We begin by focusing on the antisymmetric part of the velocity gradient tensor in Eq. (1.2), which involves vorticity  $\boldsymbol{\omega}$  and thus the enstrophy  $\Omega$ :

$$\frac{1}{2} \frac{D\Omega}{Dt} = \omega_i s_{ij} \omega_j + \nu \omega_i \nabla^2 \omega_i, \quad (3.1)$$

where  $s_{ij} \equiv \frac{1}{2}(m_{ij} + m_{ji})$  is the rate of strain tensor. Eq. (3.1) implies that enstrophy amplification results from a competition between vortex stretching  $\omega_i s_{ij} \omega_j$  and the viscous diffusion. Notoriously, the pressure Hessian does not explicitly appear in the equations for  $\omega_i$  and  $\Omega$ . On the other hand, the pressure Hessian  $\frac{\partial^2 p}{\partial x_i \partial x_j}$  plays an explicit role in the dynamic equation of strain  $s_{ij}$ :

$$\frac{Ds_{ij}}{Dt} = -s_{ik}s_{kj} - \frac{1}{4}(\omega_i \omega_j - \omega^2 \delta_{ij}) - h_{ij}^p + \nu \nabla^2 s_{ij}, \quad (3.2)$$

and therefore, pressure Hessian will affect the vortex stretching dynamics by acting on strain (Buaria & Pumir 2023).

## 3.1. Heuristic derivation

We start by conditioning the equation of the dynamics of strain, Eq. (3.2), on enstrophy  $\Omega$  and take the conditional average:

$$\left\langle \frac{Ds_{ij}}{Dt} \middle| \Omega \right\rangle + \langle s_{ik}s_{kj} | \Omega \rangle + \left\langle \frac{1}{4} (\omega_i \omega_j - \omega^2 \delta_{ij}) \middle| \Omega \right\rangle + \langle h_{ij}^p | \Omega \rangle - \langle \nu \nabla^2 s_{ij} | \Omega \rangle = 0. \quad (3.3)$$

Earlier work has shown that vorticity dominates the strain in extreme vorticity regions, in the sense that  $\langle \Sigma | \Omega \rangle \sim \Omega^\gamma$ , with  $\Sigma \equiv 2s_{ij}s_{ji}$ , and with  $\gamma < 1$  when  $\Omega\tau_K^2 \gg 1$  (Buaria *et al.* 2019, 2020; Buaria & Pumir 2022). We use the corresponding feature, namely  $\Sigma \ll \Omega$ , to analyze the magnitudes of the various terms appearing in Eq. (3.3). This is at the origin of the simple functional form for  $h_{ij}^p$  that we propose in this work.

We first notice that both the operators  $\frac{D}{Dt}$  and  $\nu \nabla^2$  have the dimension of the inverse of a time,  $1/T$ . Given that the fastest time scale in extreme vorticity regions is  $1/\Omega^{1/2}$ , we estimate that

$$\left\langle \frac{Ds_{ij}}{Dt} \middle| \Omega \right\rangle, \langle \nu \nabla^2 s_{ij} | \Omega \rangle \lesssim \Sigma^{1/2} \Omega^{1/2}, \quad (3.4)$$

Besides, the second and third terms on the l.h.s. of Eq. (3.3) scale as:

$$\langle s_{ik}s_{kj} | \Omega \rangle \sim \Sigma \ll \left\langle \frac{1}{4} (\omega_i \omega_j - \omega^2 \delta_{ij}) \middle| \Omega \right\rangle \sim \Omega. \quad (3.5)$$

Thus the third term dominates the first, second and fifth terms on the l.h.s. of Eq. (3.3), as a result, we should have  $\langle h_{ij}^p | \Omega \rangle \sim \left\langle -\frac{1}{4} (\omega_i \omega_j - \omega^2 \delta_{ij}) \middle| \Omega \right\rangle$  when  $\Omega\tau_K^2 \gg 1$ . This argument suggests that the pressure Hessian is determined by the local value of vorticity in extreme vorticity regions. For simplicity, we denote  $\tilde{h}_{ij}^p \equiv -\frac{1}{4} (\omega_i \omega_j - \omega^2 \delta_{ij})$  and, subtracting out the trace, we obtain its deviatoric part as:

$$\tilde{H}_{ij}^p \equiv -\frac{1}{4} \left( \omega_i \omega_j - \frac{1}{3} \omega^2 \delta_{ij} \right). \quad (3.6)$$

The approximations leading to Eq. (3.6) suggest that the difference between  $H_{ij}^p$  and  $\tilde{H}_{ij}^p$  are mostly due to the strain component, which are explicitly neglected in our heuristic derivation. This is consistent with our own numerical results (not shown), which indicate that the average of  $\text{tr}[(\mathbf{H}^p - \tilde{\mathbf{H}}^p)^2]$  conditioned on  $\Omega$  grows as  $\sim \Omega^{2\gamma}$ , whereas the average of  $\text{tr}[(\mathbf{H}^p)^2]$  conditioned on  $\Omega$  grows as  $\sim \Omega^2$ . This implies, in particular, that the PDF of the difference between  $\mathbf{H}^p$  and its asymptotic form is becoming narrower, in units of  $\langle \text{tr}[(\mathbf{H}^p)^2] | \Omega \rangle$  when  $\Omega$  is very large.

## 3.2. Structure of the pressure Hessian in regions of large vorticity

Before exploring the implications of Eq. (3.6) on the dynamics of the velocity gradient tensor, we first discuss the properties of the tensor  $\tilde{\mathbf{H}}^p$ , and compare them with the results of DNS.

It is easy to see that the tensor  $\tilde{h}_{ij}^p = -\frac{1}{4} (\omega_i \omega_j - \omega^2 \delta_{ij})$  has a zero eigenvalue in the eigendirection  $\hat{\omega}$ , along with a degenerate eigenvalue  $\frac{1}{4}\omega^2$ , in the plane perpendicular to  $\hat{\omega}$ . This is generally consistent with DNS results. Nomura & Post (1998); Lawson & Dawson (2015); Buaria & Pumir (2023) observed that when  $\Omega\tau_K^2 \gg 1$ ,  $\hat{\omega}$  strongly aligns with eigendirection  $\mathbf{e}_3^{ph}$  of the pressure Hessian  $h_{ij}^p$ ; and the largest and the smallest eigenvalues of  $h_{ij}^p$ , conditioned on large  $\Omega$  tend to approach  $\frac{1}{4}\omega^2$  and 0; the intermediate one reaching a value slightly smaller than  $\frac{1}{4}\omega^2$ . To further investigate the structure of the eigenvalues of  $\mathbf{h}^p$ , we study the PDF of its invariants. Following Tom *et al.* (2021),

we define:

$$b_{ij} \equiv \left( h_{ij}^p - \frac{1}{3} \delta_{ij} h_{kk}^p \right) / \sqrt{h_{ln}^p h_{ln}^p}, \quad (3.7)$$

where  $\mathbf{b}$  is the deviatoric part of the pressure Hessian,  $H_{ij}^p \equiv h_{ij}^p - \frac{1}{3} h_{kk}^p \delta_{ij}$ , normalized by the norm of  $\mathbf{h}^p$ . Furthermore, we construct the invariants of  $\mathbf{b}$  as:

$$\zeta = -\sqrt{6} \text{tr}(\mathbf{b}^3), \quad \chi = (\text{tr}(\mathbf{b}^2))^{3/2}. \quad (3.8)$$

Fig. 1 shows the joint probability density function (PDF) of  $\zeta$  and  $\chi$  for  $\Omega\tau_K^2 = 1, 4, 25,$  and  $100,$  respectively. The eigenvalues of the pressure Hessian exhibit a high-probability region near the configuration corresponding to  $\tilde{h}_{ij}^p$ , where  $\lambda_1^p = \lambda_2^p = h_{ii}^p/2$  and  $\lambda_3^p = 0$  so  $\chi = \zeta = \sqrt{3}/9 \approx 0.1925$ . This configuration is indicated by the green squares in Fig. 1.

We now demonstrate that the structure of the PDFs of  $(\zeta, \chi)$  conditioned on  $\Omega\tau_K^2 \gg 1$  is fully consistent with the presence of intense vortex tube-like structure (Siggia 1981; She *et al.* 1990; Jiménez *et al.* 1993; Ishihara *et al.* 2009; Buaria *et al.* 2019). To this end, we consider a Burgers' vortex, characterized by the standard definition of the Reynolds number,  $Re = \Gamma/\nu$ , where  $\Gamma$  is the circulation of the vortex. At the center of the vortex (Burgers 1948) with  $Re \gg 1$ , the eigenvalues of the pressure Hessian are also  $\frac{1}{4}\omega^2$ ,  $\frac{1}{4}\omega^2$ , and 0; and the eigendirection corresponding to the 0 eigenvalue aligns with  $\hat{\omega}$  (Andreotti 1997; Horiuti 2001; Horiuti & Takagi 2005). We now compare the structure of the pressure Hessian in a turbulent flow with that in a Burgers vortex, whose properties depend only on the distance  $r$  to the axis. Following Andreotti (1997), we use the dimensionless radius  $r^* = r a/\nu$ , where  $a$  is the external strain rate acting on the vortex. We note that the Reynolds number  $Re$  amounts to the vorticity at the center divided by the external strain  $a$ . As already stated, the maximum value of the probability in all panels of Fig. 1, indicated by the green squares, correspond to the axisymmetric configuration on the axis of the vortex ( $r^* = 0$ ). Furthermore, the dependence of the invariants  $\zeta$  and  $\chi$  on  $r^*$  up to  $r^* = 1$  in a Burgers vortex is shown as the red line with crosses in Fig. 1 (d), see also Eq. (4) of Andreotti (1997). As  $r^*$  increases, the solution moves up in the  $(\zeta, \chi)$  plane, first towards the left border and then back towards the center. We note that its variation with respect to Reynolds number  $Re$  is negligible. The PDF of  $(\zeta, \chi)$ , particularly the ridges, closely follow the Burgers vortex solution. We also observe that when conditioning on a given value of  $\Omega\tau_K^2$ , as done in Fig. 1, the points at a given value of  $(\zeta, \chi)$  away from the maximum, or  $\zeta = \chi = \sqrt{3}/9$ , correspond to points at some distances away from the center, or  $r^* > 0$ , of vortices with increasing intensity. These vortices are therefore less probable, which explains that the maximum probability in Fig. 1 corresponds to  $\zeta = \chi = \sqrt{3}/9$ . Additionally, the distribution becomes more concentrated along the red curve when  $\Omega\tau_K^2$  increases. Fig. 1 therefore demonstrates that the Burgers vortex model provides a compelling qualitative description of the pressure Hessian. We notice, however, that any axisymmetric vortex model would lead to qualitatively similar observations near the center of the vortex, consistent with Eq. (3.6) for the deviatoric part of the pressure Hessian tensor.

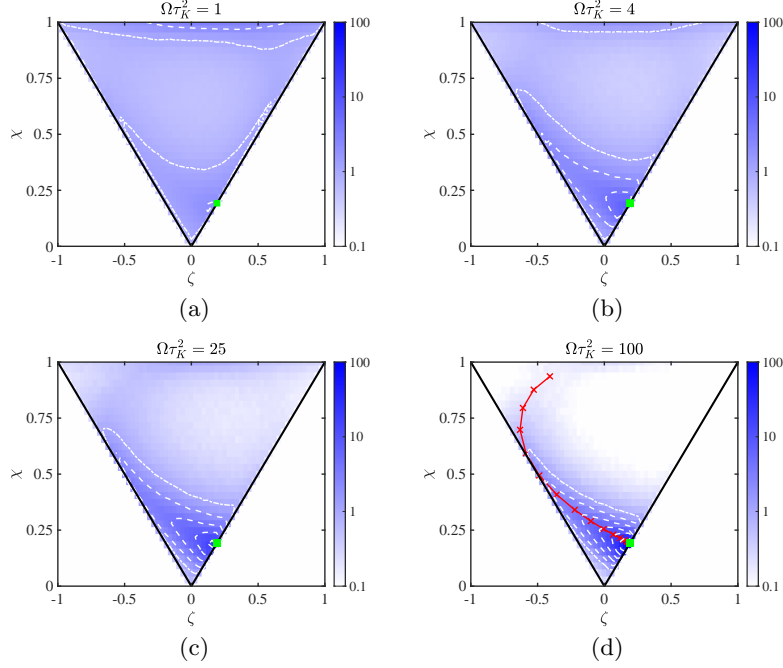


FIGURE 1. Joint PDF of the dimensionless invariants  $\zeta$  and  $\chi$  of the pressure Hessian conditioned on (a)  $\Omega\tau_K^2 = 1$ , (b)  $\Omega\tau_K^2 = 4$ , (c)  $\Omega\tau_K^2 = 25$  and (d)  $\Omega\tau_K^2 = 100$ . The red line with cross symbols in subfigure (d) correspond to a Burger's vortex. The white dashed-dotted lines show the iso-probability contours corresponding to the value 1, and the dashed lines to  $2^n$ .

#### 4. Dynamics in the $(R, Q)$ plane.

To illustrate the dynamical implications of Eq. (3.6), we project the equations of motion for  $\mathbf{m}$  on the plane  $(R, Q)$ , where the invariants  $R$  and  $Q$  are defined by:

$$Q \equiv -\frac{1}{2}m_{ij}m_{ji} = -\frac{1}{2}s_{ij}s_{ji} + \frac{1}{4}\omega^2, \quad (4.1)$$

$$R \equiv -\frac{1}{3}m_{ij}m_{jk}m_{ki} = -\frac{1}{3}s_{ij}s_{jk}s_{ki} - \frac{1}{4}\omega_i s_{ij} \omega_j. \quad (4.2)$$

In Eqs. (4.1) and (4.2), and throughout this text, we assume summation of repeated indices. Physically,  $Q$  expresses the difference between enstrophy and the square of the strain rate, so  $Q = \frac{1}{2}\Omega - \text{tr}(\mathbf{s}^2) > 0$  corresponds to vorticity dominated regions and  $Q < 0$  corresponds to strain dominated regions. Similarly,  $R = -\frac{1}{3}\text{tr}(\mathbf{s}^2) - \frac{1}{4}\boldsymbol{\omega} \cdot \mathbf{s} \cdot \boldsymbol{\omega} < 0$  corresponds to the vortex stretching dominated region. The exact Lagrangian evolution equations for the invariants  $R$  and  $Q$  can be readily derived from Eq. (1.2):

$$\frac{dQ}{dt} = -3R + m_{ij}H_{ji}^p - m_{ij}H_{ji}^\nu, \quad (4.3)$$

$$\frac{dR}{dt} = \frac{2}{3}Q^2 + m_{ij}m_{jk}H_{ki}^p - m_{ij}m_{jk}H_{ki}^\nu, \quad (4.4)$$

where  $H_{ij}^p$  is the deviatoric part of the pressure Hessian, and  $H_{ij}^\nu \equiv \nu \frac{\partial^2 m_{ij}}{\partial x_k \partial x_k}$ . We stress that these two terms in Eqs. (4.3) and (4.4) are unclosed. The RE approximation introduced above provides a closure consisting in neglecting the deviatoric contributions to the pressure Hessian:  $\mathbf{H}^p = \mathbf{0}$ . As mentioned already (Buaria & Pumir 2023), the RE assumption fails to predict the qualitative behavior of the dynamics in the  $(R, Q)$  plane when  $Q$

is positive and large. Specifically, the RE assumption leads to  $\frac{dR}{dt} = \frac{2}{3}Q^2 > 0$ , but the results of DNS show that  $\frac{dR}{dt} < 0$  in some region of the second quadrant of the  $(R, Q)$  plane, see for example, Fig. 3 (a) and (d) of Wilczek & Meneveau (2014) and Fig. 5 of Yang *et al.* (2023). The observation that pressure leads to a “depression of nonlinearity” (Borue & Orszag 1998) suggests the functional  $H_{ij}^p = -\alpha(m_{ik}m_{kj} - \frac{1}{3}\text{tr}(\mathbf{m}^2)\delta_{ij})$  (Chertkov *et al.* 1999). This model predicts that the pressure terms induced by  $H_{ij}^p$  in Eqs. (4.3) and (4.4), anti-align with the RE terms in the  $(R, Q)$  plane, in quantitative contradiction with numerical results for  $Q > 0$ , and particularly for  $R < 0$ . Attempts to improve the RE approximation have assumed mostly some local expressions for the pressure Hessian, with an explicit relation between  $\mathbf{H}^p$  and the velocity gradient tensor  $\mathbf{m}$  (Wilczek & Meneveau 2014). In the following, we will theoretically discuss the behavior of pressure Hessian in the vorticity dominated regions, and derive a local analytical expression to the leading order of  $H_{ij}^p$  when  $\Omega\tau_K^2 \gg 1$ .

We now use the approximate form of the deviatoric part of the pressure Hessian, Eq. (3.6), to analyze the dynamics in the  $(R, Q)$  plane. When  $\Omega\tau_K^2 \gg 1$ , Eq. (3.6) gives:

$$m_{ij}\tilde{H}_{ji}^p = -\frac{1}{4}\omega_i s_{ij}\omega_j = R - \frac{1}{3}s_{ij}s_{jk}s_{ki} \quad (4.5)$$

$$m_{ij}m_{jk}\tilde{H}_{ki}^p = -\frac{2}{3}Q^2 - \frac{1}{12}\omega^2 s_{ij}s_{ji} + \frac{1}{6}(s_{ij}s_{ji})^2 - \frac{1}{4}\omega_i s_{ik}s_{kj}\omega_j. \quad (4.6)$$

We recall that the expressions for  $dQ/dt$  and  $dR/dt$  obtained by using the RE approximation, provided by Eqs. (4.3) and (4.4) are  $-3R$  and  $\frac{2}{3}Q^2$  respectively. In the spirit of the approach in Section 3.1, based on the quantitative difference between  $\Sigma$  and  $\Omega$ , namely with  $\Sigma \ll \Omega$  when  $\Omega\tau_K^2 \gg 1$ , we further notice that when  $\Omega\tau_K^2 \gg 1$ ,  $R \gg \frac{1}{3}s_{ij}s_{jk}s_{ki}$ , so the  $\mathbf{H}^p$  term cancels, to the leading order in  $\Sigma/\Omega$ , approximately  $1/3$  of the RE term in the  $Q$  equation. More significantly, in the limit  $\Omega\tau_K^2 \gg 1$ , we find that  $Q^2 \gg \omega^2 s_{ij}s_{ji}, \omega_i s_{ik}s_{kj}\omega_j \gg (s_{ij}s_{ji})^2$  in the  $R$  equation, so the  $\mathbf{H}^p$  terms cancel out the dominant RE term  $\frac{2}{3}Q^2$ . The lower order contribution in a formal development in  $(\Sigma/\Omega)$  involve terms such as  $-\frac{1}{12}\omega^2 s_{ij}s_{ji} - \frac{1}{4}\omega_i s_{ik}s_{kj}\omega_j$ , which is negative. We observe that this implies  $dR/dt < 0$ , which is generally consistent with the DNS results (see e.g. Fig. 5 of Yang *et al.* (2023)). **Other approximate schemes describing the pressure Hessian (Chevallard *et al.* 2008; Wilczek & Meneveau 2014) capture the tendency of  $\mathbf{H}^p$  to reduce the values of  $dR/dt$  when  $Q > 0$ , particularly when  $R < 0$ , although the predicted values of  $dR/dt$  are significantly larger than observed numerically.**

Fig. 2 (a) shows the DNS results for  $\frac{dQ}{dt}$  and  $\frac{dR}{dt}$  on the  $(R, Q)$  plane (blue arrows) and compares them with the theoretical predictions (magenta arrows). Fig. 2 (a) demonstrates that when  $Q\tau_K^2 \gtrsim 5$  and  $|R\tau_K^3|$  is not too large, the magenta arrows, which represent our theoretical predictions (rightmost terms of Eqs. (4.5, 4.6)), agree well with the blue arrows, which represent the “exact” DNS values. Fig. 2 also directly compare the ratios between the numerically determined values  $\text{tr}(\mathbf{H}^p \cdot \mathbf{m})$  (b) and  $\text{tr}(\mathbf{H}^p \cdot \mathbf{m}^2)$  (c) and the values found by replacing  $\mathbf{H}^p$  by  $\tilde{\mathbf{H}}^p$ . The agreement for the  $\text{tr}(\mathbf{H}^p \cdot \mathbf{m}^2)$  generally improves when  $Q$  increases, as expected when  $\Omega\tau_K^2$  increases. The effect is weaker for the term  $\text{tr}(\mathbf{H}^p \cdot \mathbf{m})$ . We note that the quality of the agreement at  $R \approx 0$  degrades when  $Q\tau_K^2$  increases, which is due to the small values of both numerator and denominators. Fig. 3 provides further insight on the dynamics, by comparing the contributions of  $\mathbf{H}^p$  to  $\frac{dQ}{dt}$  and  $\frac{dR}{dt}$  in the  $(R, Q)$  plane, with the leading order terms in Eqs. (4.5) and (4.6), namely  $R$  and  $-\frac{2}{3}Q^2$ . Fig. 3 reveals that when  $Q\tau_K^2 > 5$  and  $|R\tau_K^3|$  is not too large, the green arrows, which represent our theoretical predictions are reassuringly close to the blue arrows, which represent the values obtained directly from DNS.

Remarkably, we notice that using  $-\frac{2}{3}Q^2$  for the contribution due to the deviatoric



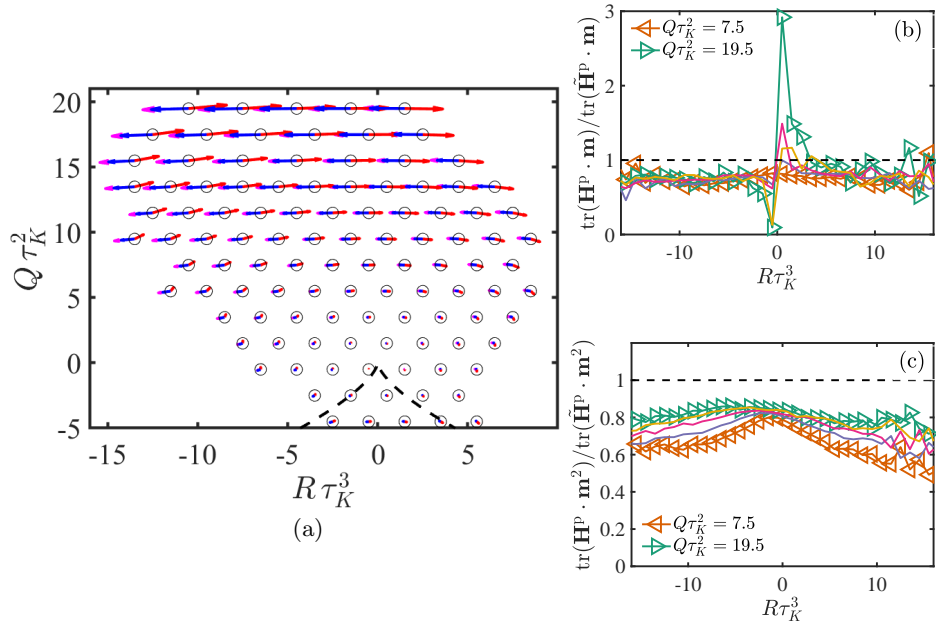


FIGURE 2. (a) DNS results for  $\frac{dQ}{dt}$  and  $\frac{dR}{dt}$  in the  $(R, Q)$  plane. The red arrows show the restricted Euler term  $(-3R, \frac{2}{3}Q^2)$ , the blue arrows the deviatoric pressure Hessian term  $(-m_{ij}H_{ji}^p, -m_{ij}m_{jk}H_{ki}^p)$  and the magenta arrows our theoretical predictions for large  $\Omega$ , i.e., the rightmost terms of Eqs. (4.5, 4.6). Panels b and c show the ratio between the contributions of the deviatoric part of the pressure Hessian,  $\mathbf{H}^p$  and those of the approximate form,  $\tilde{\mathbf{H}}^p$ , Eq. (3.6), to  $dQ/dt$  (b) and  $dR/dt$  (c). The ratios, plotted as a function of  $R\tau_K^3$ , increase towards 1 as  $Q\tau_K^2$  increases. The large value for  $dQ/dt$  close to  $R\tau_K^3 \approx 0$  correspond to very small values of both the terms  $\text{tr}(\mathbf{H}^p \cdot \mathbf{m})$  and  $\text{tr}(\tilde{\mathbf{H}}^p \cdot \mathbf{m})$ . Dataset B was used to construct the figure.

part of the pressure Hessian leads to  $dR/dt = 0$  in the inviscid case. Whether the blue arrows in Fig. 3 (a) are longer or shorter than the green one in fact determines the sign of  $dR/dt$ . We observe that  $dR/dt > 0$  when  $Q\tau_K^2 \gtrsim 20$  for dataset B with  $R_\lambda = 210$ . At lower values of  $Q\tau_K^2$ , and for  $R\tau_K^3$  sufficiently negative, on the contrary,  $dR/dt < 0$ . For these values, the dynamics tend to keep the values  $(R, Q)$  in the  $(R < 0, Q > 0)$  quadrant, where stretching is largest. This sharply contrasts with the predictions of the RE approximation, which tends to inhibit vortex stretching (Buaria & Pumir 2023). A more precise comparison between  $\text{tr}(\mathbf{H}^p \cdot \mathbf{m}^2)$  and  $-\frac{2}{3}Q^2$  is shown in panel b. At relatively low value of  $Q\tau_K^2$ , and for  $R\tau_K^3 \lesssim -3$ ,  $\text{tr}(\mathbf{H}^p \cdot \mathbf{m}^2)$  is more negative than  $-\frac{2}{3}Q^2$ , consistent with the observation that  $dR/dt < 0$ . As  $Q\tau_K^2$  increases, however, the region where  $dR/dt < 0$  is restricted to much smaller values of  $R\tau_K^3 < 0$ , whereas at small, intermediate values of  $R\tau_K^3$ ,  $dR/dt > 0$ .

## 5. Conclusion

In this work, we have proposed a very simple approximate expression for the deviatoric part of the pressure Hessian in terms of the local field, valid in regions of very large vorticity in turbulent flows. Namely, we find that  $\frac{\partial^2 p}{\partial x_i \partial x_j} \sim -\frac{1}{4}(\omega_i \omega_j - \omega^2 \delta_{ij})$  when  $\omega^2 \tau_K^2 \gg 1$ . This simple expression comes from an elementary analysis of the flow, and in particular, on the structure of the solutions (vortex tubes) in these flow regions. We stress that the deviatoric term of the pressure Hessian is essentially nonlocal, which

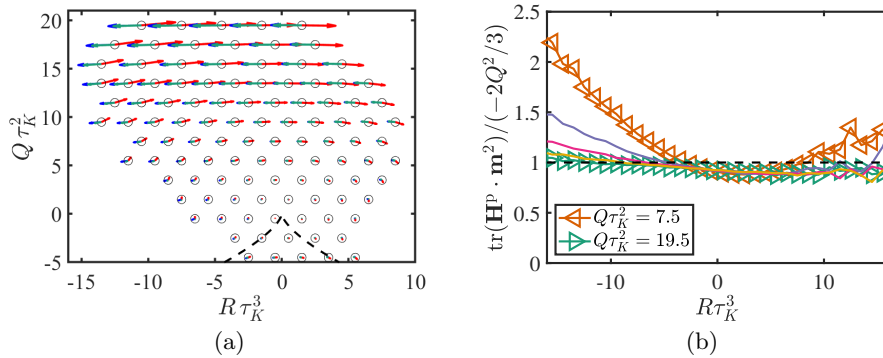


FIGURE 3. (a) DNS results for  $\frac{dQ}{dt}$  and  $\frac{dR}{dt}$  in the  $(R, Q)$  plane. The red arrows correspond to the restricted Euler term  $(-3R, \frac{2}{3}Q^2)$ , the blue arrows to the anisotropic pressure Hessian term  $(-m_{ij}H_{ji}^p, -m_{ij}m_{jk}H_{ki}^p)$  and the green arrows show the simplified theoretical predictions at large  $\Omega$ ,  $(R, -\frac{2}{3}Q^2)$ . (b) shows the ratio between the contribution of  $\mathbf{H}^p$  to  $dR/dt$ , compared to the simplified form  $-2Q^2/3$ . Dataset B ( $R_\lambda = 210$ ) was used to construct the figure.

implies that Eq. (3.6) can be only approximately valid. Despite these limitations, the observations from DNS support our theoretical discussions and provide further evidence for our conclusions. **The numerical results in homogeneous isotropic flows presented here** therefore demonstrate that the considerations developed in this work provide potentially valuable insight into the closure models of pressure Hessian in the Lagrangian dynamics of velocity gradient. **Although one expects on general grounds that our conclusions should extend to other turbulent flows e.g. in the presence of mean shear and/or walls at large Reynolds numbers, it will be interesting to check the validity of our approximation for other classes of turbulent channel flows.**

The expression Eq. (3.6) reduces to the simple explicit (local) relation between  $\tilde{H}_{ij}^p$  and  $w_{ij} \equiv \frac{1}{2}(m_{ij} - m_{ji})$ , the antisymmetric part of the velocity gradient tensor:  $\tilde{H}_{ij}^p = w_{ik}w_{kj} - \frac{1}{3}\text{tr}(\mathbf{w}^2)\delta_{ij}$ . We note in this respect that recent machine learning approaches (Tian *et al.* 2021; Buaria & Sreenivasan 2023) have looked systematically for an expansion of  $\mathbf{H}^p$  in terms of all the invariants of the velocity gradient tensor,  $\mathbf{m}$ . In this sense, Eq. (3.6) can be compared with that from machine learning approaches. Alternatively, the expression provides a point of comparison which may be used in a physics informed machine learning approach. It is our expectation that the physical considerations initiated in this work can be further developed, and can lead to clearer understanding of the structure and modeling of turbulent flows.

## Acknowledgements

PFY, HX and GWH are grateful to the Natural Science Foundation of China (NSFC) Basic Science Center Program ‘‘Multiscale Problems in Nonlinear Mechanics’’ (Grant No. 11988102). PFY and HX also acknowledge financial support from the NSFC grants 12202452, 11672157 and 91852104. AP received support from Agence Nationale de la Recherche (ANR) under grant number Contract TILT No ANR-20-CE30-0035.

## Declaration of Interest

The authors report no conflict of interest.

## REFERENCES

- ANDREOTTI, B. 1997 Studying Burgers' models to investigate the physical meaning of the alignments statistically observed in turbulence. *Phys. Fluids* **9**, 735–742.
- BORUE, V. & ORSZAG, S. A. 1998 Local energy flux and subgrid-scale statistics in three-dimensional turbulence. *J. Fluid Mech.* **366**, 1–31.
- BUARIA, D., BODENSCHATZ, E. & PUMIR, A. 2020 Vortex stretching and enstrophy production in high Reynolds number turbulence. *Phys. Rev. Fluids* **5**, 104602.
- BUARIA, D. & PUMIR, A. 2022 Vorticity-strain rate dynamics and the smallest scales of turbulence. *Phys. Rev. Lett.* **128**, 094501.
- BUARIA, D. & PUMIR, A. 2023 Role of pressure in generation of intense velocity gradients in turbulence. *J. Fluid Mech.* **973**.
- BUARIA, D., PUMIR, A. & BODENSCHATZ, E. 2021 Generation of intense dissipation in high Reynolds number turbulence. *Phil. Trans. R. Soc. A* **380**, 20210088.
- BUARIA, D., PUMIR, A., BODENSCHATZ, E. & YEUNG, P. K. 2019 Extreme velocity gradients in turbulent flows. *New J. Phys.* **21**, 043004.
- BUARIA, D. & SREENIVASAN, K. R. 2023 Forecasting small-scale dynamics of fluid turbulence using deep neural networks. *Proc. Natl. Acad. Sci. U.S.A.* **120**, 30.
- BURGERS, J. M. 1948 A mathematical model illustrating the theory of turbulence. *Adv. Appl. Mech.* **1**, 171–199.
- CANTWELL, B. J. 1992 Exact solution of a restricted Euler equation for the velocity gradient tensor. *Phys. Fluids A* **4**, 782–793.
- CANTWELL, B. J. 1993 On the behavior of velocity gradient tensor invariants in direct numerical simulations of turbulence. *Phys. Fluids A* **5**, 2008–2013.
- CARBONE, M., IOVIENO, M. & BRAGG, A. D. 2020 Symmetry transformation and dimensionality reduction of the anisotropic pressure Hessian. *J. Fluid Mech.* **900**, A38.
- CHERTKOV, M., PUMIR, A. & SHRAIMAN, B. I. 1999 Lagrangian tetrad dynamics and the phenomenology of turbulence. *Phys. Fluids* **11**, 2394–2410.
- CHEVILLARD, L., MENEVEAU, C., BIFERALE, L. & TOSCHI, F. 2008 Modeling the pressure Hessian and viscous Laplacian in turbulence: Comparisons with direct numerical simulation and implications on velocity gradient dynamics. *Phys. Fluids* **20**, 101504.
- HORIUTI, K. 2001 A classification method for vortex sheet and tube structures in turbulent flows. *Phys. Fluids* **13**, 3756–3774.
- HORIUTI, K. & TAKAGI, Y. 2005 Identification method for vortex sheet structures in turbulent flows. *Phys. Fluids* **17**, 121703.
- ISHIHARA, T., GOTOH, T. & KANEDA, Y. 2009 Study of High Reynolds Number Isotropic Turbulence by Direct Numerical Simulation. *Annu. Rev. Fluid Mech.* **41**, 165–180.
- JACKSON, E., SHE, Z.-S. & ORSZAG, S. A. 1991 A case study in parallel computing: I. homogeneous turbulence on a hypercube. *J. Sci. Comput.* **6**, 27–45.
- JIMÉNEZ, J., WRAY, A. A., SAFFMAN, P. G. & ROGALLO, R. S. 1993 The structure of intense vorticity in isotropic turbulence. *J. Fluid Mech.* **255**, 65–90.
- JOHNSON, P. L. & MENEVEAU, C. 2016 A closure for Lagrangian velocity gradient evolution in turbulence using recent-deformation mapping of initially Gaussian fields. *J. Fluid Mech.* **804**, 387–419.
- LAWSON, J. M. & DAWSON, J. R. 2015 On velocity gradient dynamics and turbulent structure. *J. Fluid Mech.* **780**, 60–98.
- LI, Y., PERLMAN, E., WAN, M., YANG, Y., MENEVEAU, C., BURNS, R., CHEN, S., SZALAY, A. & EYINK, G. L. 2008 A public turbulence database cluster and applications to study Lagrangian evolution of velocity increments in turbulence. *Journal of Turbulence* **9** (N31), 1–29.
- MARTIN, J., DOPAZO, C. & VALIÑO, L. 1998a Dynamics of velocity gradient invariants in turbulence: restricted Euler and linear diffusion models. *Phys. Fluids* **10**, 2012–2025.
- MARTIN, J., OOI, A., CHONG, M. S. & SORIA, J. 1998b Dynamics of the velocity gradient tensor invariants in isotropic turbulence. *Phys. Fluids* **10**, 2336–2346.
- MENEVEAU, C. 2011 Lagrangian dynamics and models of the velocity gradient tensor in turbulent flows. *Annu. Rev. Fluid Mech.* **43**, 219–245.

- NOMURA, K. K. & POST, G. K. 1998 The structure and dynamics of vorticity and rate of strain in incompressible homogeneous turbulence. *J. Fluid Mech.* **377**, 65–97.
- OHKITANI, K. & KISHIBA, S. 1995 Nonlocal nature of vortex stretching in an inviscid fluid. *Phys. Fluids* **7**, 411.
- PUMIR, A. 1994 A numerical study of pressure fluctuations in three-dimensional, incompressible, homogeneous, isotropic turbulence. *Phys. Fluids* **6**, 2071–2083.
- SHE, Z.-S., JACKSON, E. & ORSZAG, S. A. 1990 Intermittent vortex structures in homogeneous isotropic turbulence. *Nature* **344**, 226–228.
- SIGGIA, E. D. 1981 Numerical study of small-scale intermittency in three-dimensional turbulence. *J. Fluid Mech.* **107**, 375–406.
- TAYLOR, G. I. 1938 Production and dissipation of vorticity in a turbulent fluid. *Proc. R. Soc. London Ser. A* **164**, 15–23.
- TIAN, Y., LIVESCU, D. & CHERTKOV, M. 2021 Physics-informed machine learning of the Lagrangian dynamics of velocity gradient tensor. *Phys. Rev. Fluids* **6**, 094607.
- TOM, J., CARBONE, M. & BRAGG, A. D. 2021 Exploring the turbulent velocity gradients at different scales from the perspective of the strain-rate eigenframe. *J. Fluid Mech.* **910**, A24.
- TSINOBER, A. 2009 *An informal conceptual introduction to turbulence*. Berlin: Springer.
- TSINOBER, A., ORTENBERG, M. & SHTILMAN, L. 1999 On depression of nonlinearity in turbulence. *Phys. Fluids* **11**, 2291–2297.
- VIELLEFOSSE, P. 1982 Local interaction between vorticity and shear in a perfect incompressible fluid. *J. Phys.* **43**, 837–842.
- VIELLEFOSSE, P. 1984 Internal motion of a small element of fluid in an inviscid flow. *Physica A* **125**, 150–162.
- VLAYKOV, D. G. & WILCZEK, M. 2019 On the small-scale structure of turbulence and its impact on the pressure field. *J. Fluid Mech.* **861**, 422–446.
- WILCZEK, M. & MENEVEAU, C. 2014 Pressure Hessian and viscous contributions to velocity gradient statistics based on Gaussian random fields. *J. Fluid Mech.* **756**, 191–225.
- YANG, P. F., BODENSCHATZ, E., HE, G. W., PUMIR, A. & XU, H. 2023 Dynamics of the perceived velocity gradient tensor and its modeling. *Phys. Rev. Fluids* **8**, 094694.
- YANG, P.-F., PUMIR, A. & XU, H. 2020 Dynamics and invariants of the perceived velocity gradient tensor in homogeneous and isotropic turbulence. *J. Fluid Mech.* **897**, A9.
- YEUNG, P. K., SREENIVASAN, K. R. & POPE, S. B. 2018 Effects of finite spatial and temporal resolution on extreme events in direct numerical simulations of incompressible isotropic turbulence. *Phys. Rev. Fluids* **3**, 064603.
- YEUNG, P. K., ZHAI, X. M. & SREENIVASAN, K. R. 2015 Extreme events in computational turbulence. *Proc. Natl. Acad. Sci. USA* **112** (41), 12633–12638.
- ZHOU, Z. D. & YANG, P.-F. 2023 Homogeneity constraints on the mixed moments of velocity gradient and pressure Hessian in incompressible turbulence. *Phys. Rev. Fluids* **8**, 024601.