



HAL
open science

Expanding the use of reindeer foetal bone measurements for zooarchaeological applications

Emmanuel Discamps, Marie-Cécile Soulier

► To cite this version:

Emmanuel Discamps, Marie-Cécile Soulier. Expanding the use of reindeer foetal bone measurements for zooarchaeological applications. 2024. hal-04769162

HAL Id: hal-04769162

<https://hal.science/hal-04769162v1>

Preprint submitted on 6 Nov 2024

HAL is a multi-disciplinary open access archive for the deposit and dissemination of scientific research documents, whether they are published or not. The documents may come from teaching and research institutions in France or abroad, or from public or private research centers.

L'archive ouverte pluridisciplinaire **HAL**, est destinée au dépôt et à la diffusion de documents scientifiques de niveau recherche, publiés ou non, émanant des établissements d'enseignement et de recherche français ou étrangers, des laboratoires publics ou privés.



Distributed under a Creative Commons Attribution - NonCommercial 4.0 International License

1 **Expanding the use of reindeer foetal bone measurements for zooarchaeological**
2 **applications**

3 Emmanuel Discamps^{1*} & Marie-Cécile Soulier¹

4 1: CNRS UMR 5608 TRACES, Université de Toulouse-Jean Jaurès, Maison de la Recherche,
5 5 allées A. Machado, FR 31058 Toulouse Cedex 9

6 * corresponding author: emmanuel.discamps@cnrs.fr

7 Emails:

8 emmanuel.discamps@cnrs.fr

9 marie-cecile.soulier@cnrs.fr

10

11 **Abstract**

12 When foetal bones are preserved in archaeological sites, they are often used to identify the
13 seasonality of prey acquisition by past human populations and, subsequently, to discuss their
14 lifestyle, their management of food resources, nomadic cycles, etc. To do so,
15 zooarchaeologists use charts to estimate foetal age based on the growth of their bones. For
16 reindeer (*Rangifer tarandus*), a species that was widely exploited since the Palaeolithic
17 throughout Eurasia, existing reference data are limited and require the measurement of
18 complete bones, a procedure that is rarely applicable to archaeological contexts in which
19 bones are often fragmented. In this study we present a wide range of measurements (9-10
20 measurements per bone) taken on the humerus, radius, metacarpal, femur, tibia and metatarsal
21 of 31 individuals housed at the Zoological Museum of the University of Oulu (Finland). With
22 this large data set, a more accurate estimation of the time of death of reindeer foetus can be
23 achieved using skeletal measurements, even in the case of fragmented bones. To facilitate the

24 use of this referential, an open-access web interface ([foetusmeteR](#)) was designed in RShiny.
25 This interface allows for the direct estimation of foetal age and season of death by entering a
26 single skeletal measurement, as well as the possibility of estimating if two bones might
27 correspond to the same individual using two different measurements. This new tool should
28 help to discuss in more detail the condition of reindeer herds hunted in the past, the hunting
29 techniques and strategies that may have been used by human groups, and allow for a more
30 detailed reconstruction of the seasonal nomadic cycle of past societies that focused their
31 subsistence on *Rangifer* populations.

32 **Keywords:** foetus, seasonality, *Rangifer tarandus*, Paleolithic, subsistence, foetusmeteR

33 **Introduction**

34 Apart from its key role in many modern Arctic herding societies, reindeer (*Rangifer tarandus*)
35 was also one of the most commonly hunted prey throughout the Paleolithic in Eurasia, as
36 testified by the abundance of its skeletal remains in archaeological sites (e.g. Delpech, 1983;
37 Discamps et al., 2011; Boyle, 2017; Yaworsky et al., 2023). When foetal bones are found
38 amongst archaeological assemblages, they constitute a valuable asset because these skeletal
39 elements attest to the exploitation of pregnant females by past humans and allow for an
40 estimation of the slaughter season of these reindeer females. By combining such information
41 with other data, it then becomes possible to reconstruct the hunting strategies and techniques
42 employed by past societies. The presence of foetal bones can however raise questions for
43 scholars interested in the study of past human-reindeer interactions (i.e. zooarchaeologists).

44 The literature available on societies whose economy is still (or was until recently) mainly
45 based on hunting provides some interesting food for thought on the subject of foetuses. First
46 of all, their presence is to be expected on kill sites, where game is usually butchered first in
47 order to remove unwanted parts and save weight for transport to base camps. Past human
48 populations sometimes targeted specific social groups for precise needs, and foetus bones can
49 testify of the hunt of matriarchal groups in order to obtain young individuals with very
50 valuable hides. Foetal bones are however also found in “secondary” sites such as base camps,
51 where they might have been introduced deliberately. The very tender foetal meat is generally
52 given to people who have difficulty chewing, such as young children or the elderly (Jenness,
53 1922; Speck, 1935; Holston, 1963; Gubser, 1965; Burch, 1972; Hungry Wolf, 1980; Ingstad,
54 1992), and can be eaten boiled or roasted. Foetal skin is also highly prized for its fineness and
55 can be used to make children's clothing, blankets or fine summer clothes, masks and
56 containers (e.g. Stefánsson, 1914; Curtis, 1930; Banfield, 1977; Binford, 1978, 1981;
57 Grønnow et al., 1983; Russell, 1995; Parget, 2004; Pinson, 2004; Blackman, 2006). When

58 pregnant females are hunted, some groups (such as the Quechua), include the foetus in
59 offerings (Froemming, 2006). All of these uses, and certainly many others, are likely to date
60 back to prehistoric times and can provide interesting food for thought about the presence of
61 foetuses in archaeological sites.

62 When *Rangifer* foetal bones are found on an archaeological site, zooarchaeological studies
63 often take advantage of them to try to access precious seasonal data (e.g. Castel, 1999; Morin,
64 2004; Paletta, 2005; Castel & Chauvière, 2007; Bemilli & Bayle, 2009; Magniez, 2009;
65 Connet et al., 2012; Soulier, 2013, 2014; Pétilion et al., 2015; Castel et al., 2017; Fontana,
66 2017; Costamagno, 2021). To do so, such studies referred to the few published datasets on
67 foetal bone growth for reindeer/caribou. To our knowledge, only two works carried out
68 measurements of *Rangifer* foetal bones:

- 69 ● Based on hindfoot length data from 4 individuals supplied by Kelsall (1957), Spiess
70 (1979) noted a straight-line regression. Spiess proceeded to conclude that “*assuming a*
71 *relatively constant growth rate and a relatively constant proportion between total*
72 *hind-foot length and diaphyseal lengths of fore and hind-limb long bones, [...] simple*
73 *regressions [can be used by zooarchaeologists] to go from the diaphyseal length of a*
74 *given fetal long bone, to total hind-foot length, [and thus] to fetal age”* (Spiess, 1979:
75 pp. 94-95). He then compared hind-foot lengths and diaphyseal lengths on 6 young
76 individuals to establish correlations. From this, he developed a simple formula, based
77 on the total length of the complete bone, to estimate foetal development from the
78 metapodials, femur, humerus and tibia. Zooarchaeologists have since mostly used
79 these equations for seasonal estimation (cf. references cited above).
- 80 ● Roine and collaborators (1982) studied the development of 348 reindeer foetuses from
81 Finland, providing mean measurements of the metacarpal length per estimated age.

82 They demonstrated strong correlations between foetus age, body weight and
83 metacarpal length. Using the equation they provide, zooarchaeologists can estimate
84 foetal age using a length measurement of a complete metacarpal bone.

85

86 These two studies are undoubtedly of capital importance for estimating the slaughter seasons
87 of pregnant females. They do however suffer from three major drawbacks when it comes to
88 their use for zooarchaeological analysis. First and foremost, these two studies were not
89 designed to work on fragmented bones, even though foetal bones are highly prone to
90 alteration by taphonomic processes due to their fragility and low density. To compensate for
91 this bias, one solution is to estimate the completeness of the bone fragment (e.g. Soulier,
92 2013). However, a few millimetres of difference can alter our estimates by several weeks, or
93 even months, which is not without consequences for discussions on the hunting techniques
94 and strategies of prehistoric societies (depending on the season of death, zooarchaeologists
95 would infer either hunting on isolated individuals or mass slaughters of migrating large
96 herds). Secondly, no data is available for the radius. Given that foetal bones are not very
97 dense and prone to destruction by taphonomic processes, the absence of one skeletal element
98 is highly regrettable: important seasonal information cannot be accessed using radii, despite
99 the fact that this precious and fragile material has been preserved over time. Finally, the lack
100 of data for complete individuals in these studies (e.g. measurements of the humerus and femur
101 of the same individual) makes it difficult to determine with a high degree of precision whether
102 different skeletal elements could belong to the same or multiple individuals. This has
103 implications for zooarchaeological interpretations of past hunting strategies, as well as
104 considerations relating to the presence of fetuses in archaeological sites.

105 The objectives of our study are manifold:

- 106 - Increase the available reference measurements (currently limited, for most elements
107 except the metacarpal, to Spiess' estimates based on the 4 individuals measured by
108 Kelsall), in order to provide more robust correlations;
- 109 - Provide measurements on isolated elements (i.e. the bones themselves) and not from
110 hindfoot lengths, which are *de facto* estimates;
- 111 - Obtain seasonality data on all long bones, so as to mobilise the largest possible corpus
112 for estimating the game killing season;
- 113 - Propose easily usable measurements on fragmented material by multiplying
114 measurement points;
- 115 - Provide correlations between elements for accurate calculation of foetal Minimum
116 Number of Individuals (MNI) when bones are found isolated, i.e. the fewest possible
117 number of animals in a skeletal assemblage;
- 118 - Design an easy-to-use interface for the analysis of foetal measurements.

119 To these ends, a metric analysis of 31 *Rangifer tarandus* foetal bones is presented here.

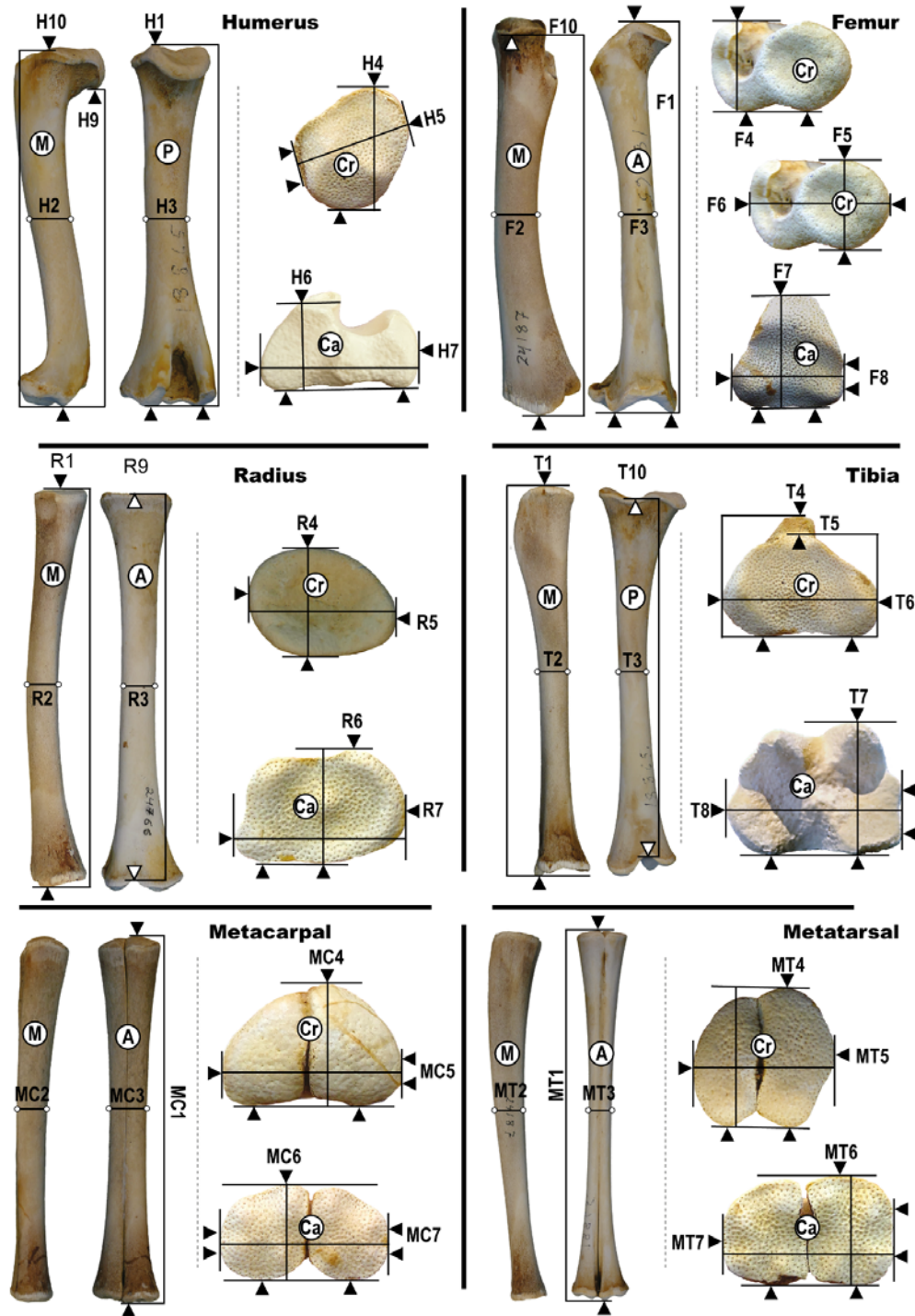
120

121 **Material and methods**

122 A total of 31 individuals stored at the Zoological Museum of the University of Oulu (Finland)
123 were measured: 24 domesticated *Rangifer tarandus tarandus* (6 females, 11 males, 7
124 unknown), 6 wild Finnish forest reindeer *Rangifer tarandus fennicus* (3 females, 3 males) and
125 one hybrid *R. t. tarandus-fennicus* female. They were all collected in Finland (in the
126 municipalities of Inari, Kivijärvi, Kuhmo, Kuivaniemi, Kuusamo, Oulu, Pudasjärvi, Salla,
127 Suomussalmi and Yli-Ii), mostly between 1973 and 1990. Detailed information of individual

128 number, sex, finding date, municipality and additional data provided by the museum database
129 (weight, body, tail and ear lengths, etc.) are available in the Supplementary Information #2.

130 Measurements were taken using an electronic calliper. Shreds of desiccated tendon sometimes
131 present at the ends of bones were removed before taking measurements. To ensure replicable,
132 usable measurements, we sought to make the measurement process as intuitive as possible,
133 using the calliper in such a way that the gesture could easily be correctly reproduced (e.g.,
134 two contact points on the same face, allowing the calliper to be set correctly). From 9 to 10
135 measurements were taken for each bone, for a total of 55 measurements. All of the 55
136 measurements are illustrated in Figure 1, and descriptions are given in Supplementary
137 Information #1.



138

▲ Be sure to check Supplementary Information #1 for guidelines on how to take the measurements ▲

139 *Figure 1: Illustration of calliper positioning for measurements of Rangifer foetal bones.*

140 *Detailed descriptions and important guidelines are available in Supplementary Information*

141 *#1.*

142 The R8, H8, MC8, MT8, F9, T9 measurements correspond to the tightest point identified by
143 sliding the calliper all along the diaphysis from top to down according to a medio-lateral axis.
144 This point is roughly situated at mid-diaphysis but its location may vary slightly from one
145 individual to another.

146 Statistical analysis and graphs were performed using R 4.2.2 (R Core Team, 2022) and
147 RStudio (RStudio Team, 2020), with the packages this.path (Simmons, 2023), readxl
148 (Wickham & Bryan, 2023), ggcorrplot (Kassambara, 2023), psych (Revelle, 2023), ggplot2
149 (Wickham, 2016), scales (Wickham, Pedersen, et al., 2023) and dplyr (Wickham, François, et
150 al., 2023). The interface was designed using the shiny package (Chang et al., 2023). The R
151 codes are available at the following website: <https://github.com/ediscamps>

152

153 **Results**

154 To achieve the goals set in the introduction, a three-step approach was followed: 1) test
155 whether the different measurements are correlated with each other, and thus if they can all be
156 used to estimate one another as well as foetus overall size (i.e. which skeletal measurements
157 are useable to assess foetus size? are long bones growing at a similar pace during foetal
158 development?); 2) estimate how foetus skeletal measurements are correlated with foetal age;
159 3) conceive a digital interface for the estimation of foetal age from skeletal measurements of
160 fossil bones.

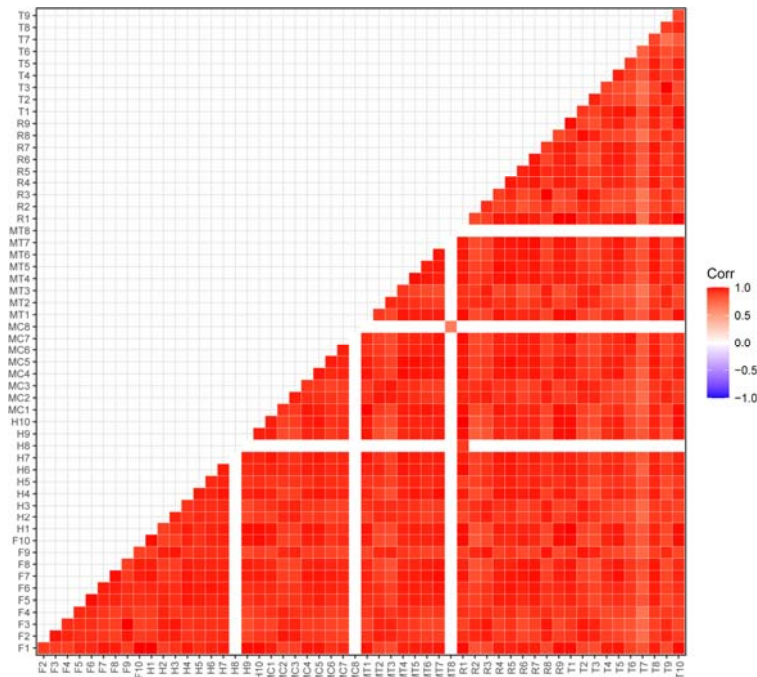
161 **Correlation between skeletal measurements**

162 Nearly all measurements (53 out of 55) are highly correlated between each other (Figure 2).
163 H8, MC8 and MT8 (which are measurements taken at a variable point on the bone - the
164 thinnest part of the diaphysis) have non-significant correlations with other measurements,


165 raising doubts on their interest as a measure of foetus overall size: they were excluded from
166 further analyses. With these three measurements excluded, all correlations are significant ($p <$
167 0.05), and the Pearson r correlation statistic varies between 0.69 and 0.99 with a mean of 0.93 ,
168 attesting to strong linear positive correlations. Figures 3, 4 and 5 present correlations and bi-
169 plots between measurements in more detail. R1 stands out from others by showing a non-
170 normal distribution (Figure 3), but this is mostly due to the fact that this measurement could
171 only be taken on part of the specimens.

172 Overall these results show that all elements grow at a similar pace during foetal development.
173 Apart from H8, MC8 and MT8, any measurement can be used to estimate the foetus overall
174 size, as well as other measurements from the same bone, or from another one (e.g. for the
175 establishment of Minimum Number of Individuals).

176



177 *Figure 2 : Pearson correlations between measurements. Statistically non-significant ($p >$*
178 *0.05) correlations are represented by blank cells.*

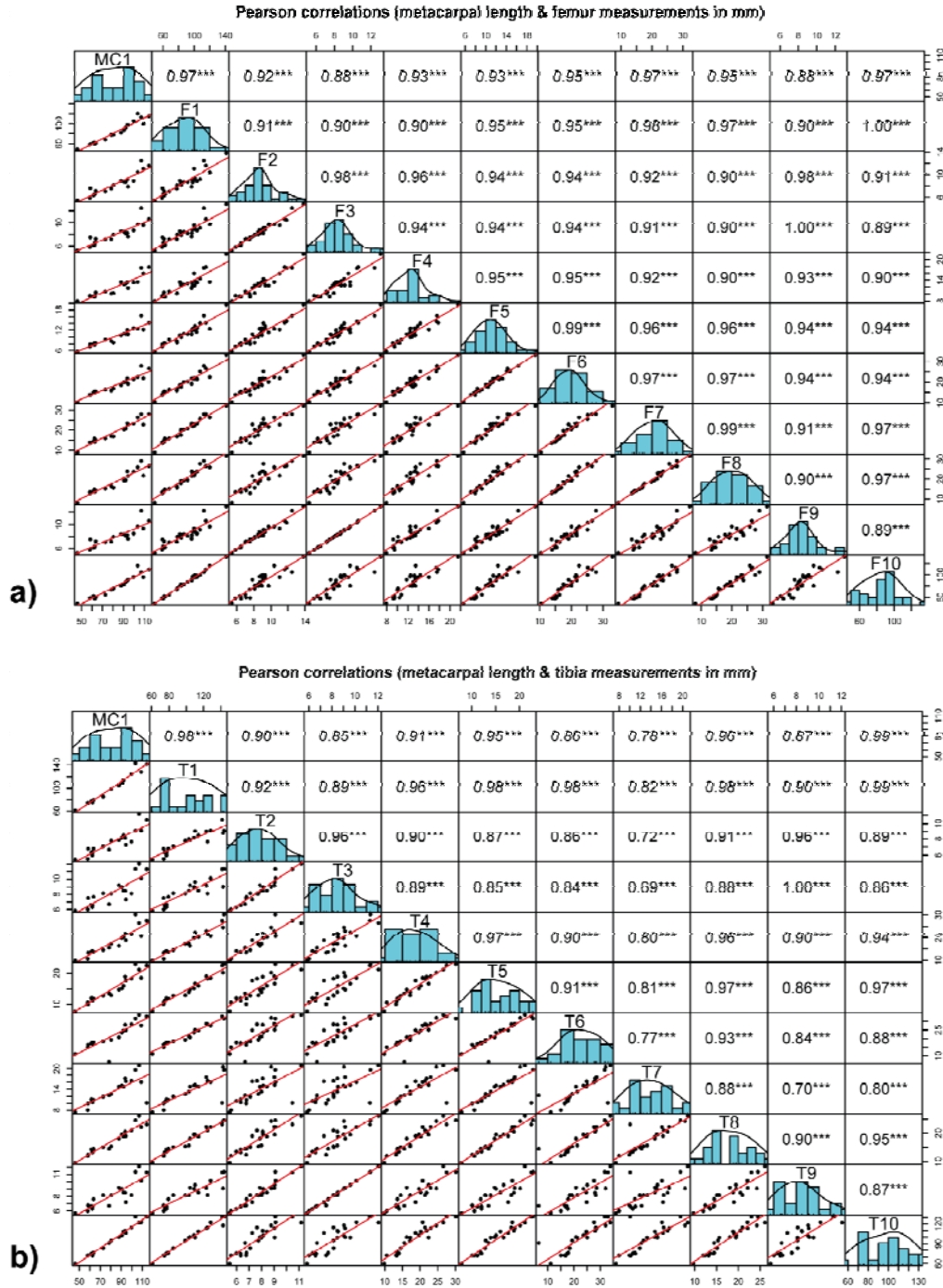


179

180 *Figure 3 : Humerus (a) and radius (b) measurements against metacarpal length. Diagonal:*

181 *histogram of measurements. Lower triangle: bivariate scatterplots of measurements. Upper*

182 *triangle: Pearson correlation statistic (*: $p < 0.05$; **: $p < 0.01$; ***: $p < 0.001$).*

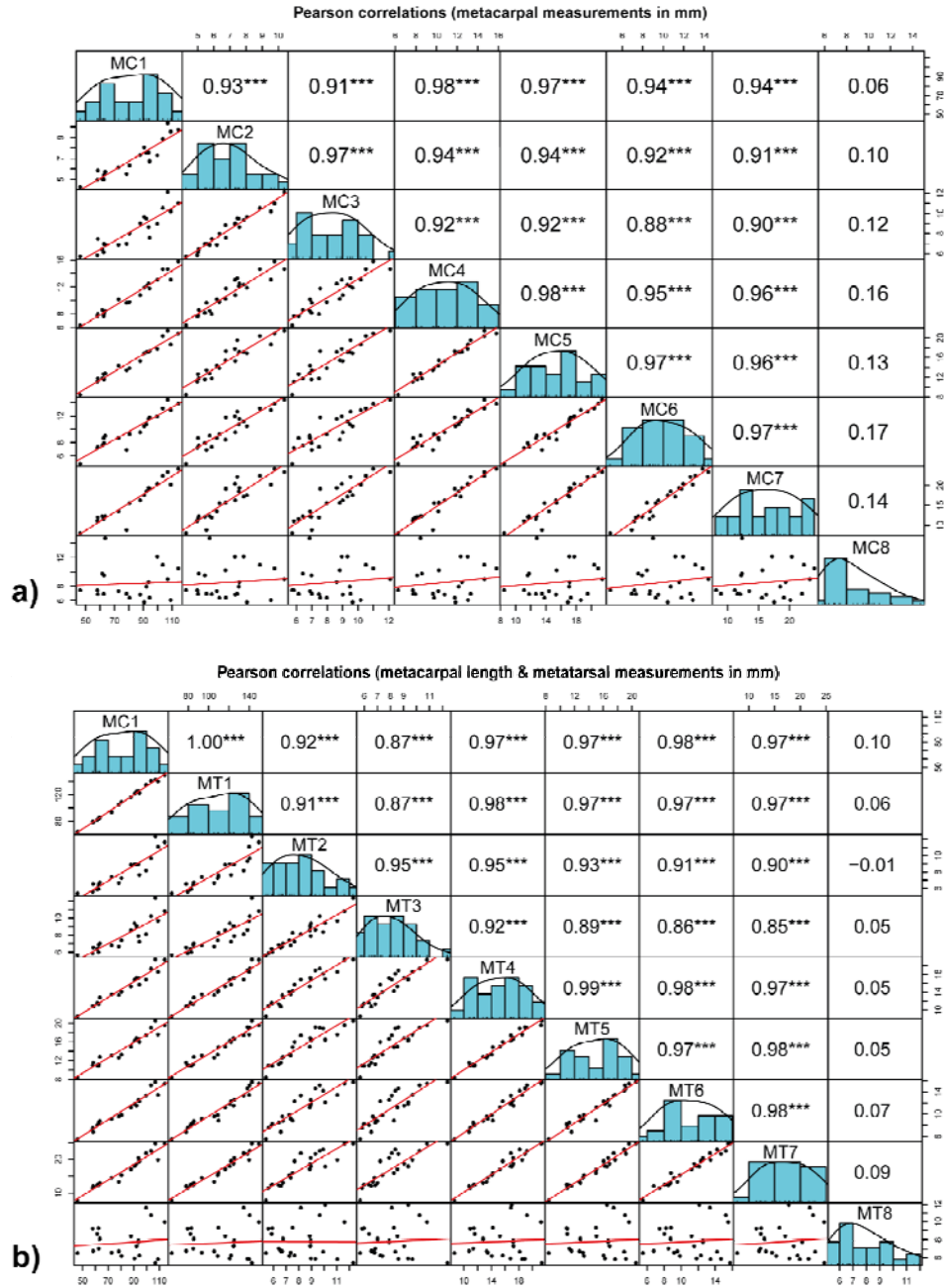


183

184 *Figure 4 : Femur (a) and tibia (b) measurements against metacarpal length. Diagonal:*

185 *histogram of measurements. Lower triangle: bivariate scatterplots of measurements. Upper*

186 *triangle: Pearson correlation statistic (*: $p < 0.05$; **: $p < 0.01$; *** : $p < 0.001$).*



187

188 *Figure 5 : Metacarpal (a) and metatarsal (b) measurements against metacarpal length.*

189 *Diagonal: histogram of measurements. Lower triangle: bivariate scatterplots of*

190 *measurements. Upper triangle: Pearson correlation statistic (*: $p < 0.05$; **: $p < 0.01$; *** :*

191 *$p < 0.001$).*

192 **Estimating the foetal age of modern individuals**

193 Skeletal measurements should be strongly linked to foetal age, yet this variable is hardly ever
194 known, even for modern individuals. Indeed, the exact foetal age depends on two events,
195 conception date and birth, that are, especially for the former, not always known. Exploring
196 links between foetal size and age are thus not straightforward.

197 Available data on rut and calving periods are summarised in Supplementary Information #3.
198 In Finland, Norway (Svalbard excluded) and Sweden, rut periods reported by different
199 authors span from the 25th of September to the 19th of October, and calving periods from the
200 5th of May to the 7th of June, with a peak around mid-May (SI #3). For reindeer, implantation
201 is not delayed (Leader-Williams & Rosser, 1983), and Roine *et al.* (1982) considered that the
202 majority of hinds had conceived by the 10th of October. Estimates of the gestation period
203 vary between 209 and 240 days (Leader-Williams & Rosser, 1983), while a mean gestation
204 period of 221 days (211 to 229) was reported for reindeer populations at the Kutuharju Field
205 Reindeer Research Station, in Kaamanen, Finland (Mysterud *et al.*, 2009), similar to the
206 estimate of 220 days by Roine *et al.* (1982).

207 Thus, despite an important variability, we used in our study mean values for conception and
208 birth around, respectively, the 10th of October and the 18th of May, with a mean of 221 days
209 of gestation.

210 In our sample, the exact development age of each individual at death is only known for 7
211 individuals (Table 1). A finding date was recorded in the Oulu Museum database, but the
212 exact time span between death and foetus discovery is, in most cases, unknown (however,
213 given that they are very attractive to predators, who would have destroyed or at least damaged
214 the bones, it is likely that they died shortly before being found). Rather than using this small
215 sample ($n = 7$), we estimated foetal age (in weeks) using data provided by Roine *et al.* (1982),

216 who studied a much larger sample also from Finland. Using their data (Roine et al., 1982:
217 their Table 1), the following 2-degree polynomial regression equation between mean
218 metacarpal length (MC1) and foetal age (in weeks) was obtained: $y = -0.0015x^2 + 0.3691x +$
219 7.808 ($R^2 = 0.9961$). MC1 measurements from our sample were then used to estimate foetal
220 age (in weeks). For 11 individuals, MC1 could not be measured: F2 was thus used to estimate
221 MC1 (F2 and MC1 are highly correlated, $r = 0.92$; $p < 0.001$), and subsequently the estimated
222 age. The comparison of estimated age with the known age of 7 individuals shows good
223 agreement, with a mean difference of 2.44 weeks, and a maximum of 5.64 weeks (Table 1).
224 These differences could be due to a different date of conception (here, all ages using the death
225 date assume a conception on the 10th of October) or issues with the estimated age using
226 skeletal measurements.

227

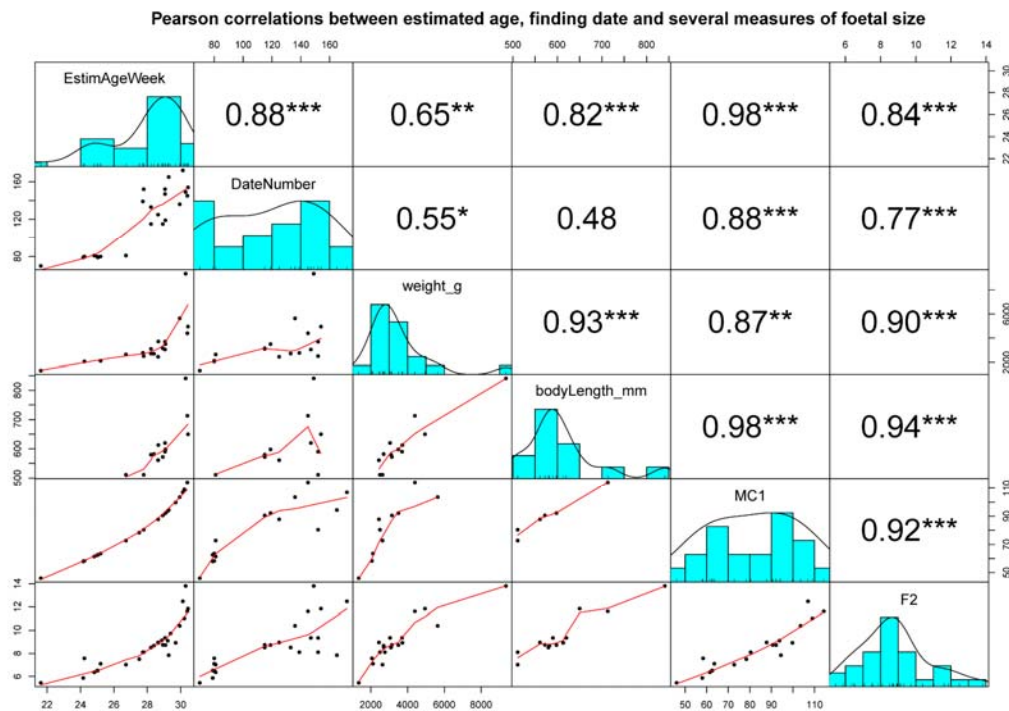
Individual	Death information	Finding date	MeanAge¹ (weeks)	EstimAge² (weeks)	Difference (1 - 2)
18861	in the uterus from bear-killed mother	31/05/1979	33.43	27.79	+5.64
18862	in the uterus from wolverine-killed mother	24/04/1979	28.14	28.93	-0.79
18863	in the uterus from wolverine-killed mother	28/04/1979	28.71	29.09	-0.37
18865	1 day old, killed by bear	31/05/1979	33.43	29.06	+4.36
18868	0 day old, died in labour	28/05/1982	33.00	30.30	+2.70
24273	4 days old	24/05/1989	32.43	30.40	+2.03
24766	about 1 day old	15/05/1990	31.14	29.94	+1.20

228

229 *Table 1: Summary of information provided by the Oulu Museum on the death of seven*
 230 *individuals. 1: the “MeanAge” column corresponds to the number of weeks between a mean*
 231 *date of conception (10th of October) and the date of death. 2: “EstimAge” is the estimated*
 232 *age (in weeks) computed using skeletal measurements (cf. text for more details).*

233

234 Figure 6 compares finding date, estimated age and several independent measurements of
235 foetal size (weight and body length as recorded in the Zoological Museum of the University
236 of Oulu database, MC1 and F2 skeletal measurements). Estimated age and finding date are
237 correlated ($r = 0.88$), but estimated age is more strongly correlated with the different measures
238 of foetal size (Figure 6). Hence, the estimated age computed in this study appears to be a
239 better estimation of foetal age compared to the finding date.



240

241 *Figure 6: Correlations between estimated age (weeks, cf. main text), finding date (expressed*
242 *as number of days since the 1st of January), foetal weight (g), body length (mm), metacarpal*
243 *and humerus lengths (mm). Diagonal: histogram of measurements. Lower triangle: bivariate*
244 *scatterplots of measurements. Upper triangle: Pearson correlation statistic (*: $p < 0.05$; **: $p < 0.01$; ***: $p < 0.001$).*

246

247 **Estimating foetal ages using skeletal measurements of fossil bones**

248 Linear modelling with 2-degree polynomial regression equations were then computed
249 between each skeletal measurement and the estimated foetal age (in weeks). Such equations
250 allow for the estimation of foetal age with any skeletal measurement.

251 The high number of measurements ($n = 55$) renders the publication and use of regression
252 curves highly impractical for zooarchaeologists. Thus, a R Shiny application called
253 “foetusmeteR” was designed to allow for:

- 254 - The estimation of development age and season of death (Figure 7) using any of the
255 measurements listed in Table 1 and Figure 1.
- 256 - The quick calculation of one measurement according to another (Figure 8), to
257 facilitate the calculation of Minimum Number of Individuals (e.g. “can a femur of this
258 size be attributed to a humerus of that size?”);

259 The foetusmeteR interface is freely available for download at
260 <https://github.com/ediscamps/foetusmeteR>, or for online use at
261 <https://ediscamps.shinyapps.io/foetusmeteR/>



foetusmeteR

[Introduction](#) [Estimating age](#) [Predicting another measurement](#)

Estimating foetal age

Measurement used for estimation

Bone: Measurement ID: Measurement (mm):

Select type of interval (prediction is recommended):

Predicted age (weeks), using Roine et al. 1982 data, with lower and upper intervals

	fit	lwr	upr
age (weeks)	26.08589	25.41635	26.75543

Caution: no foetus younger than 21 weeks were observed, hence predicted age below 21 weeks is more prone to error. Similarly, estimations after 30 weeks are better considered simply as 'newborn?'.

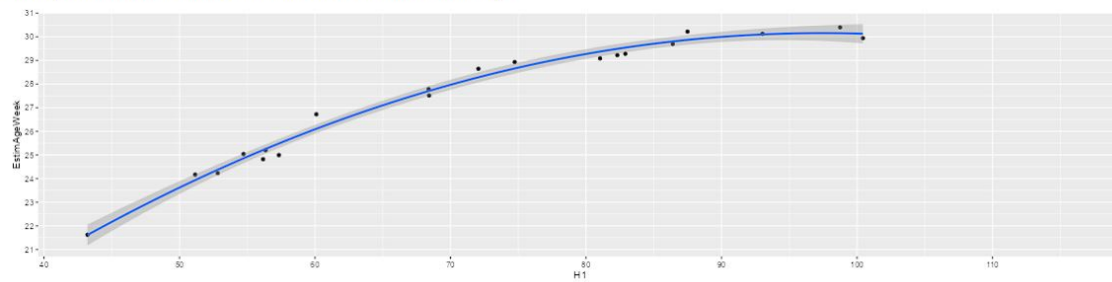
Predicted season(s) of death, with predictions for lower and upper intervals

	fit	lwr	upr
season of death	April?	April?	April?

Keep in mind that these are raw estimations, subject to error!

Polynomial regression (degree 2)

Scatterplot of reference dataset for the selected measurement with estimated age



Break width (X axis): Break width (Y axis):

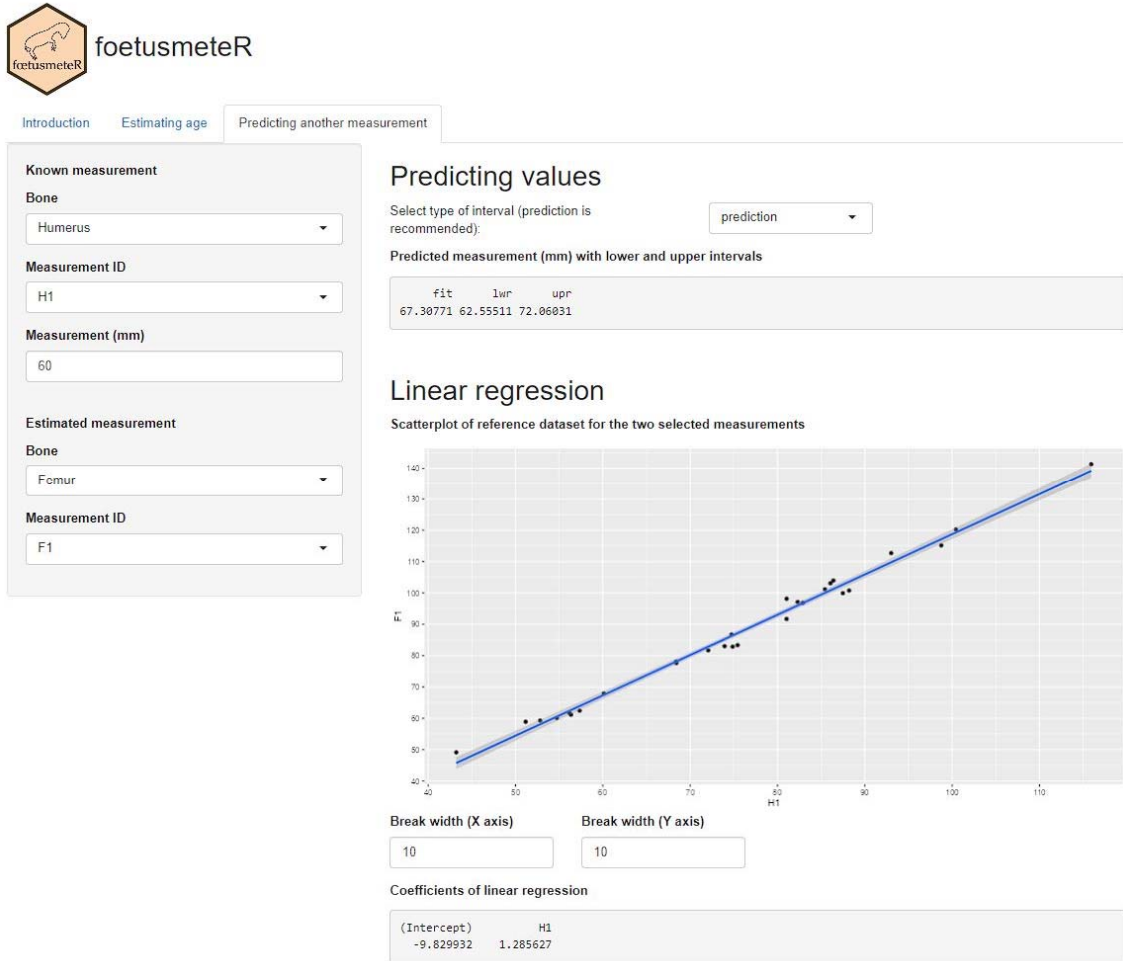
Coefficients of polynomial regression (degree 2)

(Intercept)	poly(H1, 2)1	poly(H1, 2)2
27.383794	10.722634	-3.239409

262

263 *Figure 7: Screenshot of the first panel of the foetusmeteR interface that allows for the quick*
264 *calculation of estimated foetal age and predicted season of death.*

265

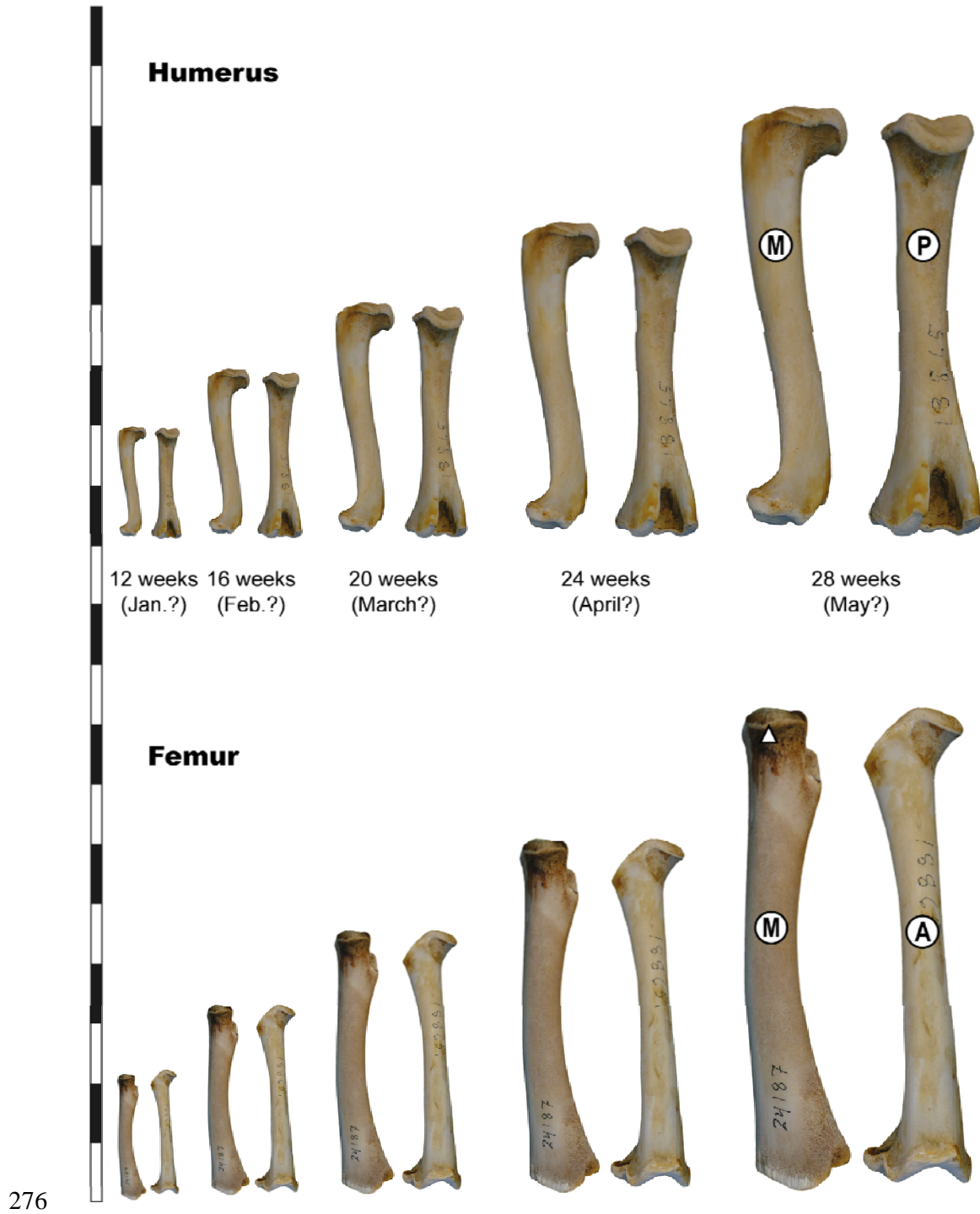


266

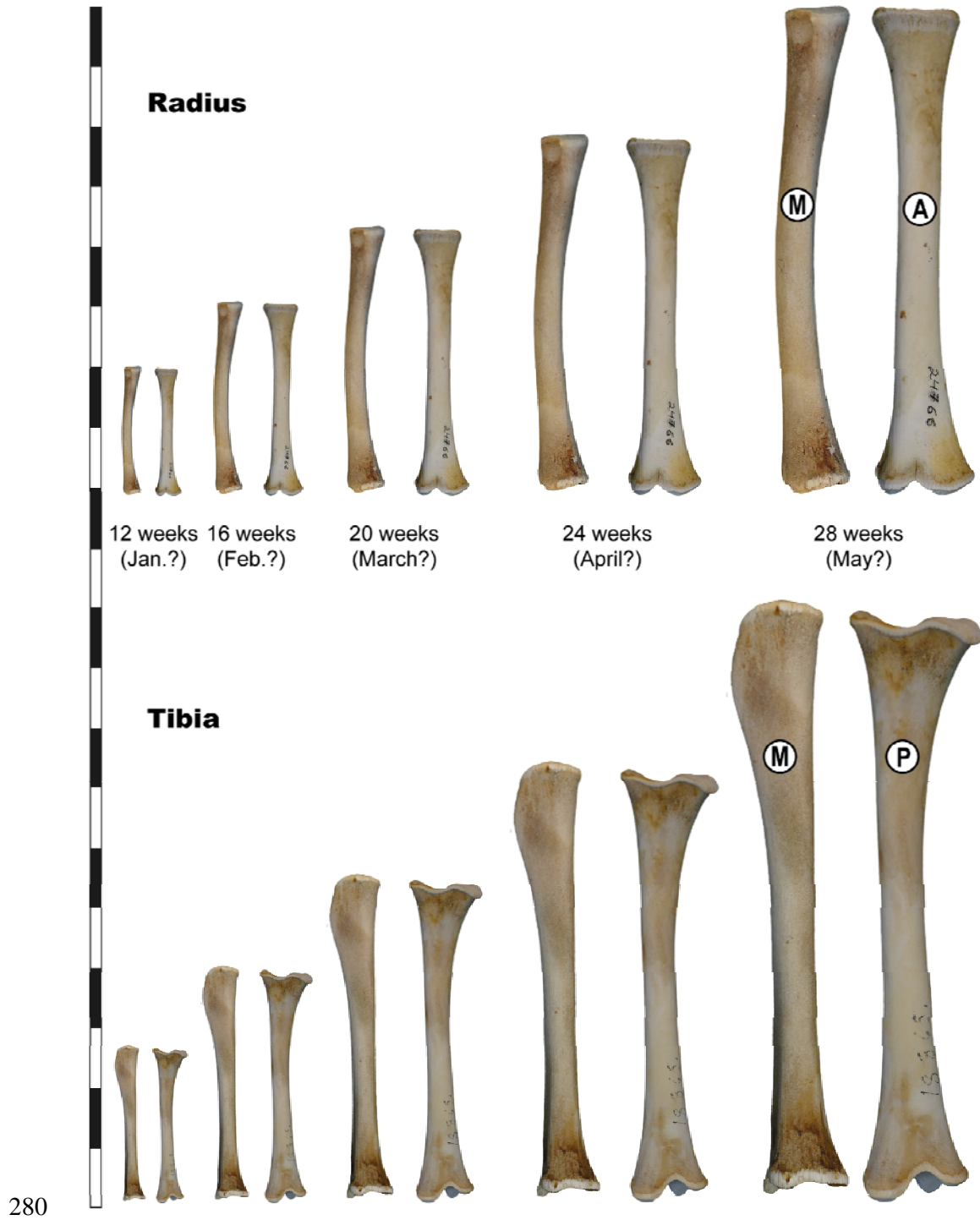
267 *Figure 8: Screenshot of the second panel of the foetusmeteR interface that allows for the*
268 *prediction of an unknown measurement using a known measurement.*

269


270 When only raw estimates are looked for, “cheat sheets” with scaled photographs are also
271 made available in Figures 9 to 11: once printed, these pages can be used by simply placing the
272 foetus bone on top of it for a quick and easy identification of season of death. Besides, for
273 small fragments that cannot be measured, the cheat sheet can be used to estimate other
274 measurements, giving access to the size of the complete foetal bone, and then to the age of the
275 foetus.



277 *Figure 9: Foetus “cheat sheet” showing the average size for humerus and femur at different*
278 *foetal ages. Once printed at the correct scale, this cheat sheet can be used to quickly assess*
279 *the age of a foetus bone placed on top of it.*



281 *Figure 10: Foetus "cheat sheet" showing the average size for radius and tibia at different*
282 *foetal ages. Once printed at the correct scale, this cheat sheet can be used to quickly assess*
283 *the age of a foetus bone placed on top of it.*



285 *Figure 11: Foetus “cheat sheet” showing the average size for metacarpals and metatarsals at*
286 *different foetal ages. Once printed at the correct scale, this cheat sheet can be used to quickly*
287 *assess the age of a foetus bone placed on top of it.*

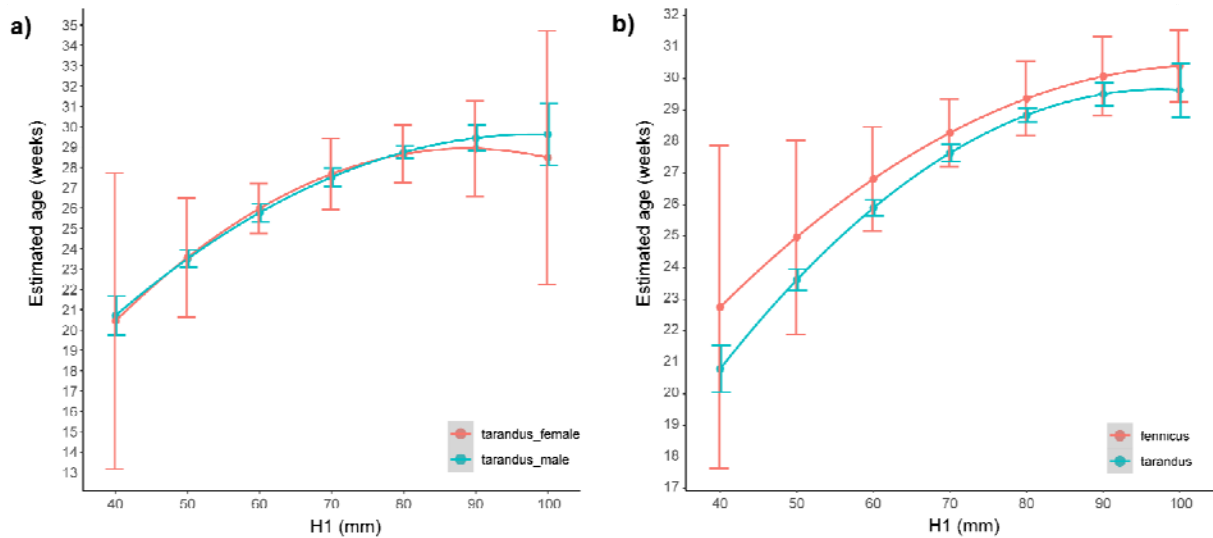
288 **Discussion**

289 Several biases affecting the method proposed here should be considered, pertaining mostly to
290 known differences between populations, subspecies and sexes.

291 First and foremost, adult size is known to vary across *Rangifer* subspecies and sex (Geist,
292 1999). For example, adult wild forest *R.t. fennicus* are about 11-18% taller than semi-
293 domesticated *R. t. tarandus* (Nieminen & Helle, 1980), and these differences are reflected in
294 skeletal measurements (Puputti & Niskanen, 2008; Pelletier et al., 2020, 2022). The same can
295 be said between males and females. To what extent these size differences are reflected in
296 foetal size at a given age, or foetal growth speed, is hard to grasp with the datasets at hand.
297 Mean birth weights of Finnish *R.t. tarandus* were reported to be slightly larger for males
298 (5.3kg) compared to females (5.0kg), thus attesting to a 6% difference at the end of foetal
299 growth (Nieminen & Petersson, 1990).

300 In our dataset, for *Rangifer tarandus tarandus*, regression curves obtained for males (n = 11)
301 or females (n = 11) are extremely similar, pointing to a near-zero influence of sex (Figure
302 12a). When the dataset is split by subspecies, regression curves obtained for *Rangifer*
303 *tarandus fennicus* (n = 6) are slightly offset from the ones obtained for *Rangifer tarandus*
304 *tarandus*, yet confidence intervals overlap (Figure 12b). In the absence of a larger sample of
305 *R. t. fennicus* foetus of known date of death, the influence of subspecies on foetal growth can
306 be considered as minimal for the intended goal of the study (i.e. broadly estimating foetal
307 age), even though *R.t. fennicus* would be expected to be slightly larger.

308



309

310 *Figure 12: Differences between regression curves (with confidence intervals) obtained*
311 *between H1 skeletal measurement (mm) and estimated age (weeks), when the dataset is*
312 *separated by sex (a, for R.t. tarandus) or by subspecies (b). Similar results were obtained for*
313 *all skeletal measurements.*

314

315 Finally, one should keep in mind that, even if we assume that foetal age could be broadly
316 assessed for all subspecies and sexes using the same equations, there is still a variability in
317 rutting and calving periods across populations and subspecies (Supplementary Information
318 #3). Delayed conception and calving are hypothesised to be a consequence of relatively poor
319 physical condition of females in autumn (Reimers, 1983a; b; Flydal & Reimers, 2002). Thus,
320 even if the foetal age is correctly predicted through skeletal measurements, the seasonality
321 assessed from it should be regarded as an estimate.

322 In Finland, Norway and Sweden, rutting and calving periods are centred around, respectively,
323 mid-October and mid-May. Rutting periods are overall similar for caribou populations with
324 the following reported spans (Supplementary Information #3): early October to mid-
325 November for *R. t. caribou* (Canada), 6th to 23th October with a peak around the 15th of

326 October for *R. t. granti* (Alaska), and 19th to 31st of October for *R. t. groenlandicus* (Alaska,
327 Canada). Calving is, however, more variable, especially at higher latitudes (Gunn & Fournier,
328 2000). For *R. t. caribou* (Canada), calving periods were reported from the 1st of May to 25th
329 of June. For *R. t. granti* (Alaska), births occur from the 17th of May to the 13th of June, with
330 a peak around the end of May. For *R. t. groenlandicus*, calving seems more centred around
331 the third week of May (13th-21th) in Alaska, while, in Canada, births occur later, in June (8th
332 - 15th). Accordingly, gestation (around 221 days for *R. t. tarandus*) is longer for free-ranging
333 North American caribou (around 225 to 235 days) (Skoog, 1968; Miller, 2002). Such
334 differences should be kept in mind when using foetusmeteR in North American contexts.

335 All in all, all these biases and limits call for caution. Pending more work on these issues (e.g.
336 inter-population variability, sexual dimorphism), foetal age and season of death are best
337 estimated with the method proposed here, but such figures should only be used with full
338 knowledge of their inherent limits, especially when applied to fossil assemblages.

339

340 **Conclusion**

341 In the archaeological record, seasonal data is mostly obtained either by the observation of
342 eruption and wear sequences of deciduous teeth (a method limited to very young individuals),
343 or by carrying out cementochronological studies (a destructive method based on the
344 observation of cementum increments along adult tooth roots). These two methods often
345 provide relatively low resolution seasonal information, with estimations of periods of death
346 extending over several months. The measurement of foetus bones is another method that can
347 give fairly accurate results, and it allows the seasonality of hunting to be assessed on the basis
348 of a different proxy (i.e. skeletal measurements) based on another sub-population of reindeer

349 herds (i.e. pregnant females). Combining seasonal data acquired from different proxies and
350 sub-populations can give a better picture of the hunted groups.

351 According to Spiess (1979: p. 187), bones of a foetus of less than 60 days are unlikely to be
352 preserved in archaeological sites. Thus, the presence of foetus bones can correspond to hunts
353 between December and May, winter and spring: without measurements, the seasonal
354 information accessible to zooarchaeologists is broad and imprecise (e.g. Castel, 1999; Bemilli
355 & Bayle, 2009; Connet et al., 2012; Pétilion et al., 2015; Castel et al., 2017; Dachary et al.,
356 2020) and impedes discussion about hunting strategies and techniques. Indeed, during this
357 period of time, the sanitary condition of the reindeer undergoes major changes (e.g. Spiess,
358 1979; Finstad & Prichard, 2000; Soppela & Nieminen, 2001) and, when hunting is your only
359 means of subsistence, this detail is far from insignificant. Similarly, it is not the same in terms
360 of hunting strategies and techniques to track isolated reindeer in covered areas (in winter?) as
361 it is to plan an interception of a migrating herd (in spring?). The results of our study on foetal
362 bones, applying a larger set of measurements on all long bones, allow for a finer estimation of
363 prey acquisition seasonality on a wider array of archaeological contexts (e.g. even when
364 foetus bones are fragmented). In the end, such renewed data should contribute to a better
365 understanding of the nomadic lives of past human groups interacting with reindeer herds.

366 **Acknowledgments**

367 This research was funded by the DeerPal project (*Humans and deer during the Palaeolithic:
368 integrating the variability of prey ecology and ethology in the investigation of past human—
369 environment interactions*; French National Research Agency: ANR-18-CE03-0007). Our
370 deepest thanks go to the Zoological Museum of the University of Oulu and its members, and
371 especially to Tuula Pudas for her precious help in accessing the material studied here, and for

372 all the information provided on the specimens. We also wish to thank Marie Matu and
373 Maxime Pelletier for their help and warm hospitality.

374 **Supplementary Information**

375 Supplementary Information #1: Description of measurements by bone, in relation to the codes
376 illustrated in Figure 1. The last column gives important guidelines for certain measurements
377 on how to hold the bone and/or the calliper.

378 Supplementary Information #2: Detailed information on the 31 foetus measured provided by
379 the Zoological Museum of the University of Oulu, courtesy of Tuula Pudas (species, sex,
380 finding date, municipality, measurements, etc.).

381 Supplementary Information #3: rut (conception) and calving (birth) periods for different
382 *Rangifer* populations.

383 **References**

384

385 Adams, L.G., Dale, B.W. 1998. Timing and Synchrony of Parturition in Alaskan Caribou. -

386 *Journal of Mammalogy* 79: 287–294. <https://doi.org/10.2307/1382865>

387 Banfield, A. 1977. *The mammals of Canada*. Presses de l'Université de Laval et University of

388 Toronto Press.

389 Bemilli, C., Bayle, G. 2009. Aurignacian animal exploitation at Solutré (Saône-et-Loire,

390 France). - In: Fontana, L., Chauvière, F.-X., Bridault, A. (Eds.). *In search of total*

391 *animal exploitation by Upper Palaeolithic and Mesolithic hunter-gatherer societies*.

392 *Proceedings of the XVth UISPP congress, session C61*. Lisboa, Portugal, pp. 37–47.

393 Bergerud, A.H. 1961. Reproduction of Newfoundland caribou. M. Sc. Thesis. University of

394 Wisconsin, Madison.

395 Binford, L.R. 1978. *Nunamiut Ethnoarchaeology*. Academic Press, New York.

396 Binford, L.R. 1981. *Bones: Ancient Men and Modern Myths*. Academic Press, New York.

397 Blackman, M.B. 2006. About Masks: Conversations from Anaktuvuk Pass, Alaska. - In:

398 Collignon, B., Therrien, M. (Eds.). *Orality in the 21st century: Inuit discourse and*

399 *practices. Proceedings of the 15th Inuit Studies Conference*. Inalco, Paris, pp. 1–10.

400 Boyle, K. 2017. The zooarchaeology of complexity and specialization during the Upper

401 Palaeolithic in Western Europe: changing diversity and evenness. - In: Albarella, U.,

402 Rizzetto, M., Russ, H., Vickers, K., Viner-Daniels, S. (Eds.). *The Oxford Handbook of*

403 *Zooarchaeology*. Oxford University Press,

404 <https://doi.org/10.1093/oxfordhb/9780199686476.013.2>

405 Brown, W.K., Huot, J., Lamothe, P., Luttich, S., Paré, M., Martin, G.S., Theberge, J.B. 1986.

406 The distribution and movement patterns of four woodland caribou herds in Quebec

407 and Labrador. - *Rangifer* 6: 43. <https://doi.org/10.7557/2.6.2.581>

- 408 Burch, E. 1972. The Caribou/Wild Reindeer as a Human Resource. - *American Antiquity* 37:
409 339–368. <https://doi.org/10.2307/278435>
- 410 Cameron, R.D., Smith, W.T., Fancy, S.G., Gerhart, K.L., White, R.G. 1993. Calving success
411 of female caribou in relation to body weight. - *Canadian Journal of Zoology* 71: 480–
412 486. <https://doi.org/10.1139/z93-069>
- 413 Castel, J.-C. 1999. Comportements de subsistance au Solutréen et au Badegoulien d’après les
414 faunes de Combe Saunière (Dordogne) et du Cuzoul de Vers (Lot). PhD dissertation,
415 Université Bordeaux 1.
- 416 Castel, J.-C., Chauvière, F.-X. 2007. Y a-t-il une exploitation spécifique du renne au
417 Badegoulien entre Charente et Quercy? - In: Beyries, S., Vaté, V. (Eds.). *Les*
418 *civilisations du Renne d’hier et d’aujourd’hui. Approches ethnohistoriques,*
419 *archéologiques et anthropologiques*. APDCA, Antibes, pp. 279–293.
- 420 Castel, J.-C., Discamps, E., Soulier, M.-C., Sandgathe, D., Dibble, H.L., McPherron, S.J.,
421 Goldberg, P., Turq, A. 2017. Neandertal subsistence strategies during the Quina
422 Mousterian at Roc de Marsal (France). - *Quaternary International* 433: 140–156.
423 <https://doi.org/10.1016/j.quaint.2015.12.033>
- 424 Chang, W., Cheng, J., Allaire, J.J., Sievert, C., Schloerke, B., Xie, Y., Allen, J., McPherson,
425 J., Dipert, A., Borges, B. 2023. *shiny: Web Application Framework for R*.
- 426 Cichowski, D. 2010. *Status of the Woodland Caribou (Rangifer tarandus caribou) in Alberta:*
427 *update 2010*. Government of Alberta, Alberta.
- 428 Connet, N., Bayle, G., Bemilli, C., Kervazo, B., Konik, S., Julien, M., Vanhaeren, M.,
429 Boitard, E., Molez, D. 2012. Stratégies de subsistance des Aurignaciens de Solutré
430 (Saône-et-Loire): les apports de la fouille préventive de 2004. - *Gallia Préhistoire,*
431 *CNRS Éditions* 54: 33–65. <https://doi.org/10.3406/galip.2012.2493>

- 432 Costamagno, S. 2021. La grande faune de Peyrazet□: nouvel exemple de l'importance du
433 renne dans les modes de vie des groupes magdaléniens de la zone Périgord-Quercy. -
434 *In*: Langlais, M., Laroulandie, V. (Eds.). *La grotte-abri de Peyrazet (Creysse, Lot,*
435 *France) au Magdalénien□: Originalité fonctionnelle d'un habitat des derniers*
436 *chasseurs de rennes du Quercy* CNRS Éditions. Paris, pp. 127–139.
- 437 Côté, S.D., Festa-Bianchet, M. 2017. *COSEWIC assessment and status report on the Caribou*
438 *Rangifer tarandus, Eastern Migratory population and Torngat Mountains*
439 *population, in Canada*. Committee on the Status of Endangered Wildlife in Canada,
440 Ottawa.
- 441 Curtis, E. 1930. Eskimo of Cape Prince of Wales. - *The North American Indian* 20: 409–409.
- 442 Dachary, M., Merlet, J.-C., Plassard, F., Chauvière, F.-X., Ajas, A., Birouste, C., Chevallier,
443 A., Eastham, A., Ferrier, C., Laroulandie, V., Mistrot, V. 2020. Le Magdalénien
444 supérieur dans le sud de l'Aquitaine (France): Réflexion à partir des archéoséquences
445 de la grotte Bourrouilla (Arancou, Pyrénées-Atlantiques) et de l'abri du Grand Pastou
446 (Sorde-l'Abbaye, Landes). - *In*: Straus, L.G., Langlais, M. (Eds.). *Magdalenian*
447 *chrono-stratigraphic correlations and cultural connections between Cantabrian Spain*
448 *and Southwest France...and beyond*. Société préhistorique française. Paris, pp. 65–88.
- 449 Dauphiné, T.C., McClure, R.L. 1974. Synchronous Mating in Canadian Barren-Ground
450 Caribou. - *The Journal of Wildlife Management* 38: 54–66.
451 <https://doi.org/10.2307/3800200>
- 452 Davis, J.L., Shideler, R., LeResche, R.E. 1978. *Fortymile caribou herd studies*. Juneau,
453 Alaska.
- 454 Delpech, F. 1983. *Les faunes du Paléolithique supérieur dans le Sud-Ouest de la France*.
455 Editions du CNRS (Cahiers du Quaternaire, 6), Paris.

- 456 Discamps, E., Jaubert, J., Bachellerie, F. 2011. Human choices and environmental constraints:
457 deciphering the variability of large game procurement from Mousterian to
458 Aurignacian times (MIS 5-3) in southwestern France. - *Quaternary Science Reviews*
459 30: 2755–2775. <https://doi.org/10.1016/j.quascirev.2011.06.009>
- 460 Djaković, N., Holand, Ø., Hovland, A.L., Røed, K.H., Weladji, R.B., Fjeldstad, E., Nieminen,
461 M. 2012. Association patterns and kinship in female reindeer (*Rangifer tarandus*)
462 during rut. - *Acta Ethologica* 15: 165–171. <https://doi.org/10.1007/s10211-011-0121-x>
- 463 Driscoll, J.G., Alo, F.M., Paoli, A., Weladji, R.B., Holand, Ø., Kumpula, J., Soveri, T. 2023.
464 Influence of operational sex ratio and male age on mating competition intensity in
465 reindeer (*Rangifer tarandus*). - *Ethology Ecology & Evolution* 35: 16–30.
466 <https://doi.org/10.1080/03949370.2021.1989054>
- 467 Eloranta, E., Nieminen, M. 1986. Calving of the experimental reindeer herd in Kaamanen
468 during 1970-85. - *Rangifer* Special Issue No. 1: 115–121.
- 469 Espmark, Y. 1964. Rutting behaviour in reindeer (*Rangifer tarandus* L.). - *Animal Behaviour*
470 12: 159–163. [https://doi.org/10.1016/0003-3472\(64\)90117-4](https://doi.org/10.1016/0003-3472(64)90117-4)
- 471 Falldorf, T. 2013. *Habitat use of wild Reindeer (Rangifer t. tarandus) in Hardangervidda,*
472 *Norway.* Norsk institutt for naturforskning.
- 473 Finstad, G.L., Prichard, A.K. 2000. Growth and body weight of free-range reindeer in western
474 Alaska. - *Rangifer* 20: 221–227. <https://doi.org/10.7557/2.20.4.1517>
- 475 Flydal, K., Reimers, E. 2002. Relationship between Calving Time and Physical Condition in
476 Three Wild Reindeer *Rangifer tarandus* Populations in Southern Norway. - *Wildlife*
477 *Biology* 8: 145–151.
- 478 Fontana, L. 2017. The four seasons of reindeer: Non-migrating reindeer in the Dordogne
479 region (France) between 30 and 18k? Data from the Middle and Upper Magdalenian at

- 480 La Madeleine and methods of seasonality determination. - *Journal of Archaeological*
481 *Science: Reports* 12: 346–362. <https://doi.org/10.1016/j.jasrep.2017.02.012>
- 482 Froemming, S. 2006. Traditional use of the Andean flicker (*Colaptes rupicola*) as a
483 galactagogue in the Peruvian Andes. - *Journal of Ethnobiology and Ethnomedicine* 2:
484 1–14.
- 485 Geist, V. 1999. *Deer of the world: their evolution, behaviour and ecology*. Swan Hill Press,
486 Shrewsbury.
- 487 Godkin, G.F. 1986. Fertility and twinning in Canadian reindeer. - *Rangifer*: 145–150.
488 <https://doi.org/10.7557/2.6.2.639>
- 489 Grønnow, B., Meldgaard, M., Nielsen, J. 1983. *Aasivissuit, the Great Summer Camp:*
490 *Archaeological, Ethnographical and Zoo-archaeological Studies of a Caribou-hunting*
491 *Site in West Greenland*. Commission for Scientific Research in Greenland,
492 Copenhagen.
- 493 Gubser, N.J. 1965. *The Nunamiut Eskimos: Hunters of Caribou*. Yale University Press, New
494 Haven and London.
- 495 Gunn, A., Fournier, B. 2000. *Caribou Herd Delimitation and Seasonal Movements based on*
496 *Satellite Telemetry on Victoria Island 1987-1989*. Government of the Northwest
497 Territories, Wildlife and Economic Development.
- 498 Gunn, A., Poole, K., Russell, D. 2016. *COSEWIC Assessment and Status Report on the*
499 *Caribou (*Rangifer tarandus*), Barren-ground population in Canada - 2016*. Ottawa.
- 500 Gustine, D.D., Parker, K.L., Lay, R.J., Gillingham, M.P., Heard, D.C. 2006. Calf Survival of
501 Woodland Caribou in a Multi-Predator Ecosystem. - *Wildlife Monographs*: 1–32.
- 502 Holand, O., Roed, K.H., Mysterud, A., Kumpula, J., Nieminen, M., Smith, M.E. 2003. The
503 Effect of Sex Ratio and Male Age Structure on Reindeer Calving. - *Journal of wildlife*
504 *management* 67: 25–33.

- 505 Holston, W. 1963. The Diet of the Mountain Men. - *California Historical Society Quarterly*
506 42: 301–309. <https://doi.org/10.2307/25155578>
- 507 Hungry Wolf, B. 1980. *The Ways of My Grandmothers*. William Morrow & Co, New York.
- 508 Ingstad, H. 1992. *The Land of Feast and Famine*. McGill-Queen’s University Press.
- 509 Jenness, D. 1922. The Life of the Copper Eskimos. - *Report of the Canadian Arctic*
510 *Expedition 1913-18 XII*: 277–277.
- 511 Kassambara, A. 2023. *ggcorrplot: Visualization of a Correlation Matrix using “ggplot2.”*
- 512 Kelsall, J.P. 1957. *Continued barren-ground caribou studies*. Canadian Wildlife Service,
513 Ottawa.
- 514 Kelsall, J.P. 1968. *The Migratory Barren-Ground Caribou of Canada*. Canadian Wildlife
515 Service, Ottawa.
- 516 Kojola, I. 1986. Rutting behaviour in an enclosed group of wild forest reindeer (*Rangifer*
517 *tarandus fennicus* Lönnb.). - *Rangifer* 6: 173–179. <https://doi.org/10.7557/2.6.2.643>
- 518 Leader-Williams, N., Rosser, A.M. 1983. Ovarian characteristics and reproductive
519 performance of reindeer, *Rangifer tarandus*. - *Journal of Reproduction and Fertility*
520 67: 247–256. <https://doi.org/10.1530/jrf.0.0670247>
- 521 Lent, P.C. 1965. Rutting behaviour in a barren-ground caribou population. - *Animal*
522 *Behaviour* 13: 259–264.
- 523 LeResche, R.E. 1975. The international herds: present knowledge of the Fortymile and
524 Porcupine caribou herds. - *In*: Luick, J.R., Lent, P.C., Klein, D.R., White, R.G. (Eds.).
525 *Proceedings of the First International Reindeer and Caribou Symposium*. Biological
526 Papers of the University of Alaska Special Report, Fairbanks, Alaska, pp. 127–139.
- 527 Magniez, P. 2009. Taphonomic Study of the Middle and Upper Palaeolithic Large Mammal
528 Assemblage from Tournal Cave (Bize-Minervois, France). - *Journal of Taphonomy*
529 7: 203–233.

- 530 Miller, F.L. 2002. Multi-Island Seasonal Home Range Use by Two Peary Caribou, Canadian
531 High Arctic Islands, Nunavut, 1993-94. - *Arctic* 55: 133–142.
532 <https://doi.org/10.14430/arctic697>
- 533 Morin, E. 2004. Late Pleistocene population interaction in Western Europe and modern
534 human origins: new insights based on the faunal remains from Saint-Césaire,
535 Southwestern France. PhD dissertation, University of Michigan.
- 536 Nieminen, M., Helle, T. 1980. Variations in body measurements of wild and semi-domestic
537 reindeer (*Rangifer tarandus*) in Fennoscandia. - *Annales Zoologici Fennici* 17: 275–
538 283.
- 539 Nieminen, M., Petersson, C.J. 1990. Growth and relationship of live weight to body
540 measurements in semi-domesticated reindeer (*Rangifer tarandus tarandus* L.). -
541 *Rangifer*: 353–361. <https://doi.org/10.7557/2.10.3.879>
- 542 Nobert, B.R., Milligan, S., Stenhouse, G.B., Finnegan, L. 2016. Seeking sanctuary: the
543 neonatal calving period among central mountain woodland caribou (*Rangifer tarandus*
544 caribou). - *Canadian Journal of Zoology* 94: 837–851. [https://doi.org/10.1139/cjz-](https://doi.org/10.1139/cjz-2015-0262)
545 [2015-0262](https://doi.org/10.1139/cjz-2015-0262)
- 546 Paletta, C. 2005. L'évolution des comportements de subsistance des hommes du Moustérien au
547 Solutréen dans la région Poitou-Charentes (France). PhD dissertation, Muséum
548 National d'Histoire Naturelle de Paris.
- 549 Parget, A. 2004. *The People of the Plains*. University of Regina. Canadian Plains Research
550 Center.
- 551 Parker, G.R. 1972. *Biology of the Kaminuriak Population of Barren-Ground Caribou Part 1:*
552 *Total Numbers, Mortality, Recruitment, and Seasonal Distribution*. Environment
553 Canada Wildlife Service.

- 554 Pelletier, M., Kotiaho, A., Niinimäki, S., Salmi, A.-K. 2020. Identifying early stages of
555 reindeer domestication in the archaeological record: a 3D morphological investigation
556 on forelimb bones of modern populations from Fennoscandia. - *Archaeological and*
557 *Anthropological Sciences* 12: 169. <https://doi.org/10.1007/s12520-020-01123-0>
- 558 Pelletier, M., Kotiaho, A., Niinimäki, S., Salmi, A.-K. 2022. Impact of selection and
559 domestication on hindlimb bones of modern reindeer populations: Archaeological
560 implications for early reindeer management by Sámi in Fennoscandia. - *Historical*
561 *Biology* 34: 802–820. <https://doi.org/10.1080/08912963.2021.1947268>
- 562 Pétilion, J.-M., Langlais, M., Kuntz, D., Normand, C., Barshay-Szmidt, C., Costamagno, S.,
563 Delmas, M., Laroulandie, V., Marsan, G. 2015. The human occupation of the
564 northwestern Pyrenees in the Late Glacial: New data from the Arudy basin, lower
565 Ossau valley. - *Quaternary International* 364: 126–143.
566 <https://doi.org/10.1016/j.quaint.2014.09.022>
- 567 Pinson, E. 2004. *Alaska's Daughter. An Eskimo Memoir of the Early Twentieth Century*. Utah
568 State University Press, Logan.
- 569 Puputti, A.-K., Niskanen, M. 2008. The estimation of body weight of the reindeer (*Rangifer*
570 *tarandus* L.) from skeletal measurements: preliminary analyses and application to
571 archaeological material from 17th- and 18th-century northern Finland. -
572 *Environmental Archaeology* 13: 153–164. <https://doi.org/10.1179/174963108X343272>
- 573 R Core Team 2022. *R: A Language and Environment for Statistical Computing*. R Foundation
574 for Statistical Computing, Vienna, Austria.
- 575 Reimers, E. 1983a. Reproduction of wild reindeer in Norway. - *Canadian Journal of Zoology*
576 61: 211–217. <https://doi.org/10.1139/z83-026>
- 577 Reimers, E. 1983b. Growth rate and body size differences in *Rangifer*, a study of causes and
578 effects. - *Rangifer* 3: 3–15. <https://doi.org/10.7557/2.3.1.463>

- 579 Reimers, E. 1997. Rangifer population ecology: a Scandinavian perspective. - *Rangifer* 17:
580 105–118. <https://doi.org/10.7557/2.17.3.1359>
- 581 Reimers, E. 2002. Calving time and foetus growth among wild reindeer in Norway. - *Rangifer*
582 22: 61–66. <https://doi.org/10.7557/2.22.1.689>
- 583 Reimers, E., Klein, D.R., SØrumgård, R. 1983. Calving Time, Growth Rate, and Body Size
584 of Norwegian Reindeer on Different Ranges. - *Arctic and Alpine Research* 15: 107–
585 118. <https://doi.org/10.1080/00040851.1983.12004333>
- 586 Revelle, W.R. 2023. *psych: Procedures for Psychological, Psychometric, and Personality*
587 *Research*. Northwestern University, Evanston, Illinois.
- 588 Roine, K., Nieminen, M., Timisjärvi, J. 1982. Foetal Growth in the Reindeer. - *Acta vet.*
589 *scand.* 23: 107–117. <https://doi.org/10.1186/BF03546827>
- 590 RStudio Team 2020. *RStudio: Integrated Development Environment for R*. RStudio, PBC.,
591 Boston, MA.
- 592 Russell, P.N. 1995. *Some Large Game Animal Traditions of the Inland Dena'Ina*. Fairbanks.
- 593 Russell, D.E., Gerhart, K.L., White, R.G., Van De Wetering, D. 1998. Detection of Early
594 Pregnancy in Caribou: Evidence for Embryonic Mortality. - *The Journal of Wildlife*
595 *Management* 62: 1066–1075. <https://doi.org/10.2307/3802559>
- 596 Simmons, I. 2023. *this.path: Get Executing Script's Path*.
- 597 Skogland, T. 1984. The effects of food and maternal conditions in fetal growth and size in
598 wild reindeer. - *Rangifer* 4: 39–46. <https://doi.org/10.7557/2.4.2.501>
- 599 Skoog, R.O. 1968. Ecology of the caribou (*Rangifer tarandus granti*) in Alaska | FRAMES.
600 PhD Thesis. University of California, Berkeley.
- 601 Soppela, P., Nieminen, M. 2001. The effect of wintertime undernutrition on the fatty acid
602 composition of leg bone marrow fats in reindeer ž *Rangifer tarandus tarandus* L . / . - :
603 63–72.

- 604 Soulier, M.-C. 2013. Entre alimentaire et technique: l'exploitation animale aux débuts du
605 paléolithique supérieur: stratégies de subsistance et chaînes opératoires de traitement
606 du gibier à Isturitz, La Quina aval, Roc-de-Combe et Les Abeilles. PhD dissertation,
607 Université Toulouse 2.
- 608 Soulier, M.-C. 2014. L'exploitation alimentaire et technique du gibier au début du
609 Paléolithique supérieur aux Abeilles (Haute-Garonne, France). - *PALEO* 25: 287–307.
- 610 Speck, F. 1935. *Naskapi: The Savage Hunters of the Labrador Peninsula*. University of
611 Oklahoma Press.
- 612 Spiess, A. 1979. *Reindeer and caribou hunters: an archaeological study*. Studies in
613 Archaeology, Academic Press, New York.
- 614 Stefánsson, V. 1914. *Prehistoric and present commerce among the arctic coast Eskimo*.
615 Government Printing Bureau, Ottawa.
- 616 Tyler, N.J.C. 1987. Natural limitation of the abundance of the high Arctic Svalbard reindeer.
- 617 Weladji, R.B., Body, G., Holand, Ø., Meng, X., Nieminen, M. 2017. Temporal variation in
618 the operational sex ratio and male mating behaviours in reindeer (*Rangifer tarandus*).
619 - *Behavioural Processes* 140: 96–103. <https://doi.org/10.1016/j.beproc.2017.04.011>
- 620 Whitten, K.R., Garner, G.W., Mauer, F.J., Harris, R.B. 1992. Productivity and Early Calf
621 Survival in the Porcupine Caribou Herd. - *The Journal of Wildlife Management* 56:
622 201. <https://doi.org/10.2307/3808814>
- 623 Wickham, H. 2016. *ggplot2: Elegant Graphics for Data Analysis*. Springer-Verlag New
624 York.
- 625 Wickham, H., Bryan, J. 2023. *readxl: Read Excel Files*.
- 626 Wickham, H., François, R., Henry, L., Müller, K., Vaughan, D. 2023. *dplyr: A Grammar of*
627 *Data Manipulation*.
- 628 Wickham, H., Pedersen, T.L., Seidel, D. 2023. *scales: Scale Functions for Visualization*.

629 Yaworsky, P.M., Hussain, S.T., Riede, F. 2023. Climate-driven habitat shifts of high-ranked
630 prey species structure Late Upper Paleolithic hunting. - *Scientific Reports* 13: 4238.
631 <https://doi.org/10.1038/s41598-023-31085-x>