



**HAL**  
open science

# Grazing incidence fast atom diffraction: general considerations, semiclassical perturbation theory and experimental implications

E. Pollak, Philippe Roncin, W. Allison, S. Miret-Artés

► **To cite this version:**

E. Pollak, Philippe Roncin, W. Allison, S. Miret-Artés. Grazing incidence fast atom diffraction: general considerations, semiclassical perturbation theory and experimental implications. *Physical Chemistry Chemical Physics*, 2024, 26 (39), pp.25501-25513. 10.1039/D4CP02183E . hal-04765714

**HAL Id: hal-04765714**

**<https://hal.science/hal-04765714v1>**

Submitted on 10 Jan 2025

**HAL** is a multi-disciplinary open access archive for the deposit and dissemination of scientific research documents, whether they are published or not. The documents may come from teaching and research institutions in France or abroad, or from public or private research centers.

L'archive ouverte pluridisciplinaire **HAL**, est destinée au dépôt et à la diffusion de documents scientifiques de niveau recherche, publiés ou non, émanant des établissements d'enseignement et de recherche français ou étrangers, des laboratoires publics ou privés.

# Grazing Incidence Fast Atom Diffraction: General Considerations, Semiclassical Perturbation Theory and Experimental Implications.

Eli Pollak<sup>1</sup>, Philippe Roncin<sup>2</sup>, William Allison<sup>3</sup> and Salvador Miret-Artés<sup>4</sup>

<sup>1</sup>*Chemical and Biological Physics Department, Weizmann Institute of Science, 76100 Rehovoth, Israel*

<sup>2</sup>*Université Paris-Saclay, CNRS, Institut des Sciences Moléculaires d'Orsay (ISMO), Orsay, France*

<sup>3</sup>*SMF Cavendish Laboratory, J.J. Thomson Avenue, Cambridge, United Kingdom.*

<sup>4</sup>*Instituto de Física Fundamental, Consejo Superior de Investigaciones Científicas, Serrano 123, 28006 Madrid, Spain*

Using semiclassical methods, an analytical approach to describe grazing incidence scattering of fast atoms (GIFAD) from surfaces is described. First, we consider a model with a surface corrugated in the scattering plane, which includes the surface normal and the incidence direction. The treatment uses a realistic, Morse potential, within a perturbation approach, and correctly reproduces the basic GIFAD phenomenology, whereby the scattering is directed primarily in the specular direction. Second, we treat the more general case of scattering from a surface corrugated in two-dimensions. Using time averaging along the direction of fast motion in the incidence direction, we derive a time dependent potential for the GIFAD scattering away from a low index direction. The results correctly describe the observation that diffraction is seen only when the scattering plane is aligned close to a low-index direction in the surface plane. For the case of helium scattering from LiF(001) we demonstrate that the resulting theoretical predictions agree well with experiment and show that the analysis provides new information on the scattering time and the length scale of the interaction. The analysis also gives insights into the validity of the axial surface channeling approximation (ASCA) and shows that within first order perturbation theory, along a low-index direction, the full 3-dimensional problem can be represented accurately by an equivalent 2-dimensional problem with a potential averaged along the third dimension. In contrast, away from low-index directions, the effective 2-dimensional potential in the projectile frame is time-dependent.

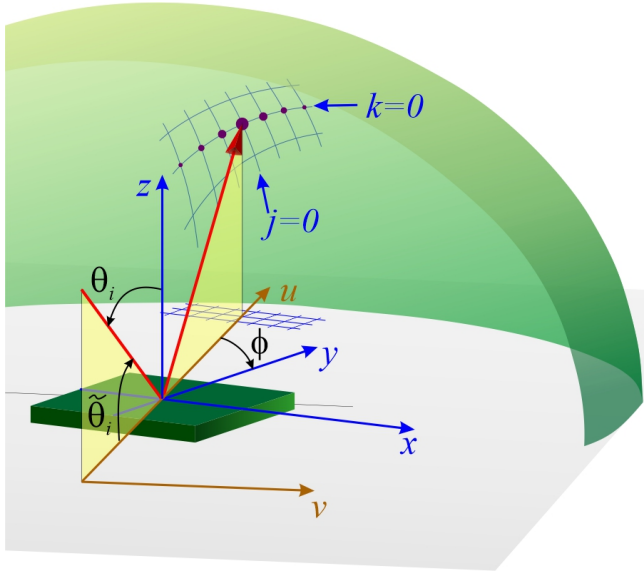
## I. Introduction

Grazing Incidence, Fast-Atom Diffraction (GIFAD) has emerged as a tool with a particular sensitivity to both the structural corrugation of electron density at the surface (see e.g. Refs.[1, 2] for reviews) and to the details of the van der Waals forces between the incident particle and the surface[3–5]. The information provided by these experiments is complementary to that obtained from thermal-energy experiments.[6, 7]. The similarity between the two different scattering approaches arises from the particular scattering geometry in GIFAD, and especially a high incident energy along a direction close to grazing incidence, which leads to a separation of the dynamics into a fast-direction, parallel to the surface, and a slow-direction, normal to the surface. Motion in the fast-direction leads to averaging of the interaction where the dynamics in the slow-direction can be treated using methods developed for thermal energy scattering[8–12], or alternatively by treating the coupling between fast and slow variables as one of quasi-resonance[13]. In experiment, similar effects have been seen when scattering molecular hydrogen at large angles of incidence[14, 15]; however, experiments close to grazing incidence show that averaging leads to extinction of in-plane diffraction in almost every case, though counter examples have been observed[16, 17]

In the scattering plane, defined to include the surface normal and the incidence direction, the transition from fast to slow atom diffraction has been addressed with quantum techniques[9, 11] confirming the suppression of in-plane diffraction. The presence of strong out of plane diffraction is observed only when a low-index direction in the surface plane is closely parallel to the scattering plane giving rise to the typical, high-symmetry diffraction pattern recorded at once and responsible for the initial interest into the GIFAD method[18, 19]. However, in the general case of arbitrary

surface orientation, only the specular peak is present and the rapid attenuation of the diffraction when the scattering plane is at an angle with the crystal axis has also been investigated with quantum theory[10, 20]. In this manuscript we present a general description of both characteristics of GIFAD quoted above; the disappearance of in-plane diffraction at grazing incidence and the rapid attenuation of out of plane diffraction when the angle between the low-index direction and the scattering plane increases. We quantify these effects using a semi-classical approach, which offers a number of advantages in understanding the basic phenomenology and has been used widely to describe GIFAD scattering[8, 12, 21, 22]. Not only are classical trajectories relatively easy to determine, the essential aspects of the quantum behaviour are included through interference effects between the relevant classical trajectories. The method becomes particularly advantageous when combined with perturbation methods and a Morse-type potential[23, 24] as analytic results can then be derived. One key result of this general analysis is that when the scattering plane is parallel to a low-index direction of the surface the three-dimensional scattering potential is reduced to a two-dimensional effective potential, the well known axial surface channeling approximation (ASCA) [1, 9, 25], while away from low-index directions, diffraction is suppressed and the effective potential becomes time-dependent.

Fig. 1 illustrates the scattering geometry for the case when the scattering plane is misaligned by a small angle,  $\phi$ , with respect to a low index direction of the surface ( $y$  in Fig. 1). The scattering plane itself is defined by the incident direction and the surface normal,  $z$ . By definition it also includes the specularly scattered beam (shown red). Other directions for elastic scattering lie on the Ewald sphere, of constant wavevector modulus (shaded green) at points corresponding to changes in wavevector  $\Delta K = G_{jk}$ , where  $G_{jk}$  are the reciprocal lattice vectors. Fig. 1 indicates the projection of the reciprocal lat-



**Figure 1** Schematic diagram showing the scattering geometry, and defining some of the variables used in the text. The incident direction for scattering is in the plane containing the laboratory coordinate,  $u$ , and the surface normal,  $z$ . It is conventionally referred to as the scattering plane. In the diagram, the specularly scattered beam (red line) is the only scattered component that lies entirely in the scattering plane (lightly shaded). Other directions for elastically scattered particles lie on the Ewald sphere (green shading) according to the projection of the reciprocal lattice,  $G_{j,k}$ , (indicated by blue lines of constant  $j$  and  $k$ ) onto the sphere. The scattering geometry shown corresponds to a rotation,  $\phi$ , of the surface about its normal,  $z$ . Angles in the diagram have been exaggerated for clarity; for example, the grazing angle of incidence  $\tilde{\theta}_i$  is typically a few milli-radians.

tice through lines of constant  $j$  and  $k$ , where the intersections define the  $G$ -vectors. In grazing incidence fast atom diffraction (GIFAD), the basic phenomenology is that diffraction in the scattering plane is suppressed compared with diffraction out of the scattering plane. Furthermore, diffraction out of the plane is only observed when a low index direction is closely aligned with the scattering plane. In the latter case, as sketched in Fig. 1, diffraction peaks with  $k = 0$  and  $j \neq 0$  are observed, as shown by the dots in the figure. These two aspects of the phenomenology are the subject of the present work, where we derive analytic results within a semi-classical analysis using a scattering potential of Morse form, coupled with first-order perturbation theory. The validity of our approach is confirmed by comparison with experimental results for the scattering of He from LiF(001).

## II. Semiclassical perturbation theory. Grazing incidence and specular scattering

One of the features of grazing incidence scattering along a low index direction is that, in the scattering plane, one observes only a single elastic scattering peak. There are no observable Bragg peaks other than the specular one. With high incident energies, the extremely fast motion along the incident direction underlies this phenomenon. The purpose of this Section is to demonstrate qualitatively and quantitatively how this comes about, using a semi-classical scattering theory

with a perturbation theory analysis.

For this purpose we first define the conditions of the "standard" scattering experiment in three degrees of freedom. One is the vertical coordinate  $z$  (with conjugate momentum  $p_z$ ) describing the distance of the atom from the surface, the other two are the horizontal coordinates  $x$  and  $y$  (with conjugate momenta  $p_x$  and  $p_y$ ) for motion parallel to the surface. The Hamiltonian for an atom of mass  $M$  colliding with a corrugated surface is

$$H = \frac{p_x^2 + p_y^2 + p_z^2}{2M} + V(x, y, z). \quad (1)$$

Assuming that the symmetry axes of the surface are along the horizontal  $x$  and  $y$  coordinates, and that the potential is periodic along these coordinates with periods  $l_x$  and  $l_y$  allows us to write the potential as

$$V(x, y, z) = V_{00}(z) + \sum'_{j,k} V_{jk}(z) h_{jk} \cos\left(\frac{2\pi k}{l_x} x\right) \cos\left(\frac{2\pi j}{l_y} y\right), \quad (2)$$

where the prime in the sum implies that the summation does not include the case that  $j = k = 0$ . We have introduced the "corrugation heights"  $h_{jk}$  which are assumed to be much smaller than the respective lattice lengths and so play the role of the perturbation parameters. At a later stage we will compare the theory with experiments involving LiF(001) and, for that purpose, we set  $V_{jk}(z) = V_{kj}(z)$  and  $l_x = l_y$  and, in the spirit of earlier work[26], we take the  $V_{jk}(z) = V'_{00}(z)$ . The  $h_{jk}$  parameters are typically unequal and define the corrugation of the potential.

For the zero-th order dynamics, the only potential governing the dynamics is the vertical potential  $V_{00}(z)$ . In the general scattering case, the particle is initiated at the time  $-t_0$  with initial vertical (negative) momentum  $p_{z_i}$  and horizontal momenta  $p_{x_i}$  and  $p_{y_i}$ . To zero-th order, at  $t = 0$  the particle impacts the surface. We are then interested in the final momenta of the particle at the time  $+t_0$ , which is taken to be sufficiently large to assure that the scattering event is over. In the analytical formalism developed below, we then take the limit  $t_0 \rightarrow \infty$ .

At this point we identify the GIFAD direction to be along the  $y$  axis. The scattering plane is then defined by the  $y$  and  $z$  coordinates. The angle of incidence

$$\tan \theta_i = \frac{p_{y_i}}{p_{z_i}}, \quad (3)$$

is close to  $-\pi/2$  since the central property of GIFAD scattering is that the incident momentum  $p_{y_i}$  along the horizontal  $y$  direction is much larger than the magnitude of the (negative) momentum  $p_{z_i}$  in the vertical direction. Most often, in GIFAD the small complementary angle  $\tilde{\theta}_i = \pi/2 - \theta_i$  is used to describe the grazing angle of incidence referred to the surface plane.

The exact quantum final momentum distribution for an initial state characterized by the initial momenta  $p_{y_i}, p_{z_i}$  and ending with the final momenta  $p_{y_f}, p_{z_f}$  with amplitude  $W_k$  for a

transition to the  $k$ -th Bragg channel is

$$P(p_{y_f}, p_{z_f}; p_{y_i}, p_{z_i}) = \sum_{k=-\infty}^{\infty} \delta[p_{z_f} - p_{z_0}(p_{z_i})] \delta(p_{y_f} - p_{y_i} - p_k) |W_k|^2, \quad (4)$$

where in the argument of the second delta function we have used the notation

$$p_k = \hbar k \frac{2\pi}{l_y} \quad (5)$$

to express the Bragg condition and  $k$  is referred to as the Bragg index. The final angular distribution is obtained by integrating the momentum probability over all final momenta subject to the condition that  $\theta_f = \tan^{-1}(p_{y_f}/p_{z_f})$ .

The central purpose of this Section is to use semiclassical perturbation theory to understand why one observes experimentally only the  $k = 0$  (specular) Bragg peak. For this purpose, we summarize the first and second-order semiclassical perturbation theory results derived previously.[24, 27, 28] for a single sine corrugation function such that  $h_{10} \equiv h$  and all other corrugation amplitudes vanish. This implies that the effective two dimensional GIFAD Hamiltonian, takes the form

$$H_G(x = p_x = 0) = \frac{p_y^2 + p_z^2}{2M} + V_{10}(z) h \sin\left(\frac{2\pi}{l_y} y\right) \quad (6)$$

where the corrugation height  $h$  is assumed to be much smaller than  $l_y$ .

The first-order expression for the probability of observing the  $k$ -th Bragg peak is [24]

$$|W_{k,1}|^2 = \left| J_k\left(\frac{A_y}{\hbar}\right) - \frac{i\pi X_1}{2l} \left[ J_{k-1}\left(\frac{A_y}{\hbar}\right) - J_{k+1}\left(\frac{A_y}{\hbar}\right) \right] \right|^2, \quad (7)$$

where  $J_k$  denotes the  $k$ -th order Bessel function, the action  $A_y$  being

$$A_y = h \int_{-\infty}^{\infty} dt V_{10}(z_{0,t}) \cos(\omega_y t), \quad (8)$$

where  $z_{0,t}$  is the zero-th order trajectory in the vertical direction that hits the turning point at the time  $t = 0$ . The central object for our purpose is the horizontal frequency  $\omega_y$  defined as

$$\omega_y = \frac{2\pi p_{y_i}}{Ml}. \quad (9)$$

Due to the fast GIFAD motion along  $y$  (also following the spirit of ASCA), this frequency is much larger than the inverse of the collision time, implying that many cycles along  $y$  are traversed during the collision. In other words, as we shall also see below, the time averaging implied in Eq. 8 causes the action  $A_y$  to essentially vanish, leaving a contribution in Eq. 7 only for  $k = 0$ . The term in the pre-factor,  $X_1$ , is

$$X_1 = \left[ \int_{-\infty}^{\infty} dt \left[ F_c(t) - \frac{p_{y_i}}{M} G_s(t) \right] + M F_c(\infty) \frac{z_{0,t}}{p_{z_i}} \left( 1 + \frac{p_{y_i}^2}{p_{z_i}^2} \right) \right] \quad (10)$$

with

$$F_c(t) = \frac{2\pi\hbar}{l_y M} \int_{-\infty}^t dt' V_{10}(z_{0,t'}) \cos(\omega_y t') \quad (11)$$

and

$$G_s(t) = \frac{\hbar M}{p_{z_i,0}^2} \int_{-\infty}^t dt' \frac{dV_{10}(z_{0,t'})}{dt'} \sin(\omega_y t'). \quad (12)$$

Here too, due to the fast GIFAD motion, we expect  $X_1$  to be extremely small.

#### A. First order perturbation theory treatment for a Morse potential model

Beyond the general observation that the fast oscillation due to  $\omega_x$  causes all quantities to vanish, it is of interest to understand analytically, the (small) magnitudes involved in the various parameters  $A_x, R_c, P_c$  and  $X_1$ . These may be analyzed analytically if one specifies the interaction potential to have the Morse form

$$\bar{V}_M(z) = D \left[ (\exp(-\alpha z) - 1)^2 - 1 \right], \quad (13)$$

which is defined through the physisorption well depth  $D$  and the stiffness parameter  $\alpha$ . In order to simplify the final expressions, the following notations are used

$$\Omega^2 = \frac{2\alpha^2 E_z}{M}, \quad (14)$$

$$\cos \Phi = -\sqrt{\frac{D}{E_z + D}}, \quad (15)$$

and

$$\bar{\Omega} = \frac{\omega_y}{\Omega} = \frac{2\pi}{\alpha l_y} |\tan \theta_i|, \quad (16)$$

where  $\theta_i$  is the (negative) angle of incidence.

When applied to GIFAD, the first order treatment leads to the following analytical results:

$$F_c(\infty) = \frac{4\pi^2 \hbar p_{z_i}}{M l_y} \frac{\bar{\Omega} \cosh(\Phi \bar{\Omega})}{\sinh(\pi \bar{\Omega})}, \quad (17)$$

$$A_y = 2\pi \hbar p_{z_i} \frac{\bar{\Omega} \cosh(\Phi \bar{\Omega})}{\sinh(\pi \bar{\Omega})}, \quad (18)$$

$$X_1 = \frac{M}{\alpha p_{z_i}} F_c(\infty) \left\{ \left( 1 + \frac{p_{y_i}^2}{p_{z_i}^2} \right) \ln \left[ \frac{-\cos \Phi}{2 \sin^2 \Phi} \right] + \frac{p_{y_i}^2}{p_{z_i}^2} [1 + \cos^2 \Phi] \right\}. \quad (19)$$

The GIFAD limit, in which the horizontal incident momentum is much larger than the vertical implies that the "frequency"

$$\bar{\Omega} \gg 1. \quad (20)$$

In this limit then

$$F_c(\infty) \rightarrow \frac{8\pi^3 h p_{z_i}}{M \alpha l_y^2} |\tan \theta_i| \exp \left[ -\frac{2\pi(\pi - \Phi)}{\alpha l} |\tan \theta_i| \right]. \quad (21)$$

Since the angle  $\Phi$  is always less than  $\pi$  (see Eq. 15) we find that  $F_c(\infty)$  is exponentially small in the GIFAD limit and the same will be the case for the parameter  $X_1$  which has the dimensions of length. In this limit, the action appearing in the expression for the scattering amplitude is

$$A_y \rightarrow \frac{4\pi^2 h p_{z_i}}{\alpha l_y} |\tan \theta_i| \exp \left[ -\frac{2\pi(\pi - \Phi)}{\alpha l_y} |\tan \theta_i| \right], \quad (22)$$

and it is also exponentially small. Noting the series expansion of the Bessel functions

$$J_k(z) = \left(\frac{z}{2}\right)^k \sum_{n=0}^{\infty} \left(-\frac{z^2}{4}\right)^n \frac{1}{n!(n+k)!}, \quad (23)$$

one finds that the first non-zero diffraction peaks will be given approximately by

$$|W_{\pm 1,1}|^2 \simeq \left| J_{\pm 1} \left( \frac{A_y}{\hbar} \right) \mp \frac{i\pi X_1}{2l} \right|^2 \simeq \frac{A_y^2}{4\hbar^2} \left( 1 + \frac{\pi^2 \hbar^2 X_1^2}{l_y^2 A_y^2} \right), \quad (24)$$

while the specular peak will be given by

$$|W_{0,1}|^2 \simeq \left| J_0 \left( \frac{A_y}{\hbar} \right) \right|^2 \simeq 1 - \frac{A_y^2}{4\hbar^2}. \quad (25)$$

We then note from Eqs. 16 and 17 that

$$\frac{A_y^2}{4\hbar^2} \simeq \frac{4\pi^4 h^2 p_{z_i}^2}{\hbar^2 \alpha^2 l_y^2} \tan^2 \theta_i \exp \left[ -\frac{4\pi(\pi - \Phi)}{\alpha l_y} |\tan \theta_i| \right], \quad (26)$$

while

$$\frac{\pi \hbar X_1}{l_y A_y} \simeq \bar{\Omega}^2 \frac{\hbar \alpha}{2 p_{z_i}} \left[ \ln \left( \frac{\sqrt{(E_z + D)D}}{2E_z} \right) + 1 + \frac{D}{E_z + D} \right]. \quad (27)$$

The non-zero Bragg components are truly exponentially small. Interestingly, in the GIFAD limit, irrespective of the value of the energy in the vertical ( $z$ ) direction, the reduced prefactor ( $X_1/l$ ) is larger than the reduced action ( $A_y/\hbar$ ); however, it is also exponentially small.

The second order treatment for a Morse potential model is presented in Appendix A, the conclusions are the same.

### B. First order perturbation treatment for a repulsive potential model

These results may be even further simplified by assuming that the central contribution to the action comes from motion close to the turning point of the unperturbed vertical trajectory. If we ignore the well and only assume an exponential wall

$$V(z) = V_e \exp(-2\alpha z), \quad (28)$$

then we readily find that

$$A_y = h p_{z_i} \frac{2\pi \bar{\Omega}}{\sinh(\pi \bar{\Omega})} \rightarrow h p_{z_i} \frac{4\pi^2}{\alpha l_y} |\tan \theta_i| \exp \left( -\frac{\pi^2}{\alpha l_y} |\tan \theta_i| \right). \quad (29)$$

The Morse potential result for  $A_y$  reduces to the same in the limit that the vertical momentum is much larger than the well-depth, since in this limit the angle  $\Phi \rightarrow \pi/2$ . We also find that

$$\lim_{E_z \gg D \rightarrow 0} \frac{\pi \hbar X_1}{l_y A_y} \simeq -\bar{\Omega}^2 \frac{\hbar \alpha}{\sqrt{2MD}} \sqrt{\frac{D}{4E_z}} \ln \left( \frac{D}{4E_z} \right) \rightarrow 0, \quad (30)$$

and the prefactor term,  $X_1$ , is no longer important. However, this will be the case only if

$$\sqrt{\frac{D}{4E_z}} \ll \frac{1}{\bar{\Omega}^2} \rightarrow D \ll \frac{\alpha^4 l_y^4 E_z^2}{4\pi^4 E_y^2} E_z, \quad (31)$$

so that for most physical cases, it is the prefactor ( $X_1$ ) that will dominate. This is important since most implementations of semiclassical theory ignore this prefactor.

Finally, let us compare with the result (Eq.38) derived by Henkel *et al.* [29], for cold atoms reflected/diffracted on an evanescent standing light-wave and recently adapted to GIFAD[30]. In their notation,

$$|a_n|^2 = J_n^2 \left( \varepsilon \beta_{EW}(\theta) \frac{p_{z_i}}{\hbar \alpha} \right), \quad (32)$$

where

$$\beta_{EW}(\theta) = \frac{\pi q \tan(\theta)}{\alpha \sinh \left( \frac{\pi q \tan(\theta)}{\alpha} \right)}. \quad (33)$$

The identification of their notation with ours is that

$$\Omega \iff \frac{\alpha p_{z_i}}{M}, \alpha \iff \alpha, q \iff \frac{2\pi}{l_y}, \varepsilon \iff h\alpha, \quad (34)$$

so that

$$\beta_{EW}(\theta) = \frac{2\pi^2 \tan(\theta)}{\alpha l_y \sinh \left( \frac{2\pi^2 \tan(\theta)}{\alpha l} \right)} = \frac{\pi \bar{\Omega}}{\sinh(\pi \bar{\Omega})}, \quad (35)$$

$$\varepsilon \beta_{EW}(\theta) \frac{p_{z_i}}{\hbar \alpha} = \frac{\pi \bar{\Omega}}{\sinh(\pi \bar{\Omega})} \frac{h p_{z_i}}{\hbar} = \frac{A_y}{\hbar}. \quad (36)$$

As commented above, their theory does not take the prefactor into consideration. However, qualitatively the result is the same, the ratio of the lowest diffraction peaks to the specular one is exponentially small.

### III. General theory for GIFAD

The purpose of this Section is to understand what the implications of a GIFAD scattering experiment are for theoretical analysis. We will distinguish between a GIFAD experiment in which the GIFAD direction is along one of the low-index directions in the surface and when it is at an angle (necessarily small) to it. To simplify, we will assume a surface with a square unit-cell so that  $l_x = l_y \equiv l$ , but the same considerations are applicable to other geometries.



In the GIFAD experiment, there is a direction in which the momentum parallel to the surface is very large. We thus transform from the  $x, y$  coordinates which characterize the surface to the coordinates  $u$  and  $v$  where by construction the fast GIFAD direction is along  $u$

$$u = x \sin \varphi + y \cos \varphi, \quad (37)$$

$$v = x \cos \varphi - y \sin \varphi. \quad (38)$$

In the GIFAD experiment, the velocity in the GIFAD direction is extremely fast, such that it creates an effective Hamiltonian for the other two degrees of freedom. This assumption of fast motion implies that one could first time average over the fast motion, and this leads to the following relations

$$\left\langle \cos \left( \frac{2\pi k}{l} u \right) \right\rangle = \delta_{k,0} \quad (39)$$

$$\left\langle \cos \left( \frac{2\pi k}{l} u \right) \cos \left( \frac{2\pi j}{l} u \right) \right\rangle = \frac{1}{2} \delta_{k,j} (1 - \delta_{k,0}) + \delta_{k,0} \delta_{j,0}, \quad (40)$$

where  $\delta_{k,j}$  is the Kronecker delta function. The averaging is such that the motion along the two degrees of freedom  $v, z$  perpendicular to the GIFAD direction  $u$  is much slower than the GIFAD motion, so the time average implied by the brackets is identical to a spatial averaging over the GIFAD coordinate.

The potential as given in Eq. 2 in terms of the three coordinates  $x, y, z$  is also rewritten in terms of the coordinates  $u, v, z$  as

$$\begin{aligned} V(u, v, z) = & \sum_{j,k} V_{jk}(z) h_{jk} \cos \left[ \frac{2\pi k}{l} v \cos \varphi \right] \cos \left[ \frac{2\pi k}{l} u \sin \varphi \right] \\ & \cdot \cos \left[ \frac{2\pi j}{l} u \cos \varphi \right] \cos \left[ \frac{2\pi j}{l} v \sin \varphi \right] - \\ & - \sum_{j,k} V_{jk}(z) h_{jk} \sin \left[ \frac{2\pi k}{l} v \cos \varphi \right] \sin \left[ \frac{2\pi k}{l} u \sin \varphi \right] \\ & \cdot \sin \left[ \frac{2\pi j}{l} u \cos \varphi \right] \sin \left[ \frac{2\pi j}{l} v \sin \varphi \right]. \end{aligned} \quad (41)$$

To implement the necessary averaging we note, using the standard trigonometric identities[31] that the averaging as in Eqs. 39 and 40 implies that

$$\begin{aligned} & \left\langle \sin \left( \frac{2\pi k}{l} u \sin \varphi \right) \sin \left( \frac{2\pi j}{l} u \cos \varphi \right) \right\rangle \\ & = \frac{1}{2} \left[ \left\langle \cos \left[ \frac{2\pi u}{l} (k \sin \varphi - j \cos \varphi) \right] \right\rangle - \right. \\ & \left. - \left\langle \cos \left[ \frac{2\pi u}{l} (k \sin \varphi + j \cos \varphi) \right] \right\rangle \right] \end{aligned} \quad (42)$$

and

$$\begin{aligned} & \left\langle \cos \left( \frac{2\pi k}{l} u \sin \varphi \right) \cos \left( \frac{2\pi j}{l} u \cos \varphi \right) \right\rangle \\ & = \frac{1}{2} \left[ \left\langle \cos \left[ \frac{2\pi u}{l} (k \sin \varphi - j \cos \varphi) \right] \right\rangle + \right. \\ & \left. + \left\langle \cos \left[ \frac{2\pi u}{l} (k \sin \varphi + j \cos \varphi) \right] \right\rangle \right]. \end{aligned} \quad (43)$$

From these results, one readily deduces that, with the exception of the specular channel,  $j = k = 0$ , the averages vanish unless  $\tan \varphi = \pm j/k$ . The most important cases are the low index directions with  $\varphi = 0, \pm\pi/2, \pm\pi/4$ , corresponding to  $j, k \in \{0, \pm 1\}$ , which we discuss below. The scattering is particularly interesting near to these low index directions as we show.

### A. Scattering along a low-index direction

Having in mind a surface such as LiF(001), and a square unit cell, we consider the two low directions namely: [110] and [100]. For the [110] case, we may assume that the GIFAD coordinate  $u = y$  so that time averaging of the GIFAD fast motion over the full potential as in Eq. 2 one readily finds that the dynamics is reduced to two degrees of freedom.

$$U_{[110]}(x, z) \equiv \langle V(x, y, z) \rangle = V_{00}(z) + \sum_k V_{k0}(z) h_{k0} \cos \left( \frac{2\pi k}{l} x \right). \quad (44)$$

The 100 case would then correspond to the choice  $\varphi = \pi/4$  so that from Eqs. 42 and 43 we have

$$\begin{aligned} & \left\langle \cos \left( \frac{2\pi k}{l} u \sin \varphi \right) \cos \left( \frac{2\pi j}{l} u \cos \varphi \right) \right\rangle = \delta_{k,0} \delta_{j,0} + \\ & + \frac{1}{2} [\delta_{k,j} + \delta_{k,-j}] (1 - \delta_{k,0}), \end{aligned} \quad (45)$$

and

$$\left\langle \sin \left( \frac{2\pi k}{l} u \sin \varphi \right) \sin \left( \frac{2\pi j}{l} u \cos \varphi \right) \right\rangle = \frac{1}{2} [\delta_{k,j} - \delta_{k,-j}]. \quad (46)$$

This implies that after averaging over the GIFAD coordinate

$$U_{[100]}(v, z; \varphi = \frac{\pi}{4}) = V_{00}(z) + \sum_k V_{kk}(z) h_{kk} \cos \left[ \frac{2\pi k}{(\frac{l}{\sqrt{2}})} v \right]. \quad (47)$$

Eqs. 44 and 47 have two consequences. One is that the uncoupled component of the vertical potential ( $V_{00}(z)$ ) must be the same for scattering in both the [110] and [100] directions. Secondly, the potentials  $V_{k0}(z)$ , which determine the diffraction along [110] are, in general, different from the  $V_{kk}(z)$ , which affect scattering along [100]. The two azimuths provide complimentary information and, as we shall see in the next subsection, knowing these potentials puts some clear limitations on the effective equations of motion when the GIFAD axis is no longer a low-index direction.

### B. Scattering close to a low-index direction

Here we consider scattering when the incident azimuth is close to, but not exactly parallel with, a low-index direction in the crystal plane. Our analysis shows that the magnitude

of the deviation from the low-index direction, as expressed in the angle  $\delta\phi$  is critical. As already discussed above, if it is too large, then one remains only with specular scattering from the zero-th order scattering potential  $V_{0,0}(z)$ . It follows that measurements of the diffraction pattern as a function of the angle  $\delta\phi$  will provide information on the surface averaged potential  $V_{0,0}(z)$ . The two lowest index directions,  $\langle 100 \rangle$  and  $\langle 110 \rangle$ , are considered separately.

### 1. Close to the $\langle 100 \rangle$ direction

Let us consider first when the GIFAD direction is close to the 100 direction, such that

$$\varphi = \frac{\pi}{4} - \delta\phi, \quad \delta\phi \ll 1. \quad (48)$$

It is then a matter of straightforward algebra to show that the potential as in Eq. 41 is rewritten as

$$\begin{aligned} V(u, v, z) = & \sum_{j,k} V_{jk}(z) h_{jk} \cos \left[ \frac{\sqrt{2}\pi k}{l} [v(\cos \delta\phi + \sin \delta\phi)] \right] \\ & \cdot \cos \left[ \frac{\sqrt{2}\pi k}{l} [u(\cos \delta\phi - \sin \delta\phi)] \right] \cos \left[ \frac{\sqrt{2}\pi j}{l} (v(\cos \delta\phi - \sin \delta\phi)) \right] \\ & \cdot \cos \left[ \frac{\sqrt{2}\pi j}{l} (u(\cos \delta\phi + \sin \delta\phi)) \right] \\ & + \sum_{j,k} V_{jk}(z) h_{jk} \cos \left[ \frac{\sqrt{2}\pi k}{l} [v(\cos \delta\phi + \sin \delta\phi)] \right] \\ & \cdot \sin \left[ \frac{\sqrt{2}\pi j}{l} (v(\cos \delta\phi - \sin \delta\phi)) \right] \\ & \cdot \sin \left[ \frac{\sqrt{2}\pi j}{l} (u(\cos \delta\phi + \sin \delta\phi)) \right] \cos \left[ \frac{\sqrt{2}\pi k}{l} [u(\cos \delta\phi - \sin \delta\phi)] \right] \\ & - \sum_{j,k} V_{jk}(z) h_{jk} \sin \left[ \frac{\sqrt{2}\pi k}{l} [v(\cos \delta\phi + \sin \delta\phi)] \right] \\ & \cdot \cos \left[ \frac{\sqrt{2}\pi j}{l} (v(\cos \delta\phi - \sin \delta\phi)) \right] \\ & \cdot \sin \left[ \frac{\sqrt{2}\pi k}{l} [u(\cos \delta\phi - \sin \delta\phi)] \right] \cos \left[ \frac{\sqrt{2}\pi j}{l} (u(\cos \delta\phi + \sin \delta\phi)) \right] \\ & - \sum_{j,k} V_{jk}(z) h_{jk} \sin \left[ \frac{\sqrt{2}\pi k}{l} [v(\cos \delta\phi + \sin \delta\phi)] \right] \\ & \cdot \sin \left[ \frac{\sqrt{2}\pi j}{l} (v(\cos \delta\phi - \sin \delta\phi)) \right] \\ & \cdot \sin \left[ \frac{\sqrt{2}\pi k}{l} [u(\cos \delta\phi - \sin \delta\phi)] \right] \sin \left[ \frac{\sqrt{2}\pi j}{l} (u(\cos \delta\phi + \sin \delta\phi)) \right]. \end{aligned} \quad (49)$$

In Appendix B, the angular average over the GIFAD motion is carried out. The interaction potential is then written in terms of the  $v$  and  $z$  variables, leading to the conclusion that  $V(v, z)$  is a time-dependent effective potential with two degrees of freedom.

### 2. Close to the $\langle 110 \rangle$ direction

Here we assume that the azimuthal angle of incidence is  $\delta\phi$  so that following the same kind of derivation, one finds after

some algebra that the GIFAD averaged potential is

$$\begin{aligned} U(v, z) = & V_{00}(z) \\ & + \sum_{k \neq 0} V_{k0}(z) h_{k0} \left[ \cos \left( \frac{2\pi k}{l} v \cos \delta\phi \right) \cos \left( \frac{2\pi k}{l} u_t \sin \delta\phi \right) - \right. \\ & \left. - \sin \left( \frac{2\pi k}{l} v \cos \delta\phi \right) \sin \left( \frac{2\pi k}{l} u_t \sin \delta\phi \right) \right], \end{aligned} \quad (50)$$

and here too the scattering problem is reduced to two degrees of freedom but with a time-dependent potential.

## IV. Perturbation theory for scattering close to low-index directions

Here we make a connection between the time-dependent potentials, derived in the previous section, and experiments that reveal the dependence of the diffraction pattern on the deviation in angle from the the low-index directions[5]. For this purpose, we calculate the distributions of diffraction intensities using first-order perturbation theory. We then use the second-moment of that distribution, its variance, as a measure of the width of the pattern in order to make a direct comparison with experiment[5].

Analytic results may be obtained if we restrict the potential to the first term in each Fourier series giving

$$U(v, z) = V_{00}(z) + \frac{V_{11}(z) h_{11}}{2} \cos \left[ \frac{2\pi}{l/\sqrt{2}} (v \cos \delta\phi - u_t \sin \delta\phi) \right], \quad (51)$$

for incidence close to the  $\langle 100 \rangle$  direction and

$$U(v, z) = V_{00}(z) + V_{10}(z) h_{10} \cos \left[ \frac{2\pi}{l} (v \cos \delta\phi + u_t \sin \delta\phi) \right], \quad (52)$$

for incidence close to  $\langle 110 \rangle$ .

In the zeroth order motion, the particle moves only along the GIFAD direction  $u$  so that the perpendicular surface coordinate  $v$  is static. Without loss of generality, we may set it as  $v = 0$ . From Eqs. 44 and 45 we then conclude that  $x_t = u_t \sin \delta\phi$ . The free motion along  $u$ , is

$$u_t = u_{-t_0} + \frac{p_u}{M} (t + t_0), \quad (53)$$

so that the velocity along the  $x$  direction is  $(p_u/M) \sin \delta\phi$  and this identifies the frequency in the  $x$  direction  $\omega_x$  (see Eq. 9) as

$$\omega_x \equiv \frac{2\pi}{l} \frac{p_u}{M} \sin \delta\phi. \quad (54)$$

The significance of the lateral frequency  $\omega_x$  is the same as in Section II. Note that  $\omega_x$  establishes a connection to the simplified ASCA formalism where the angle  $\delta\phi$  is reduced to an initial momentum  $p_x = p_u \sin \delta\phi$  in an approximate stationary Hamiltonian[10]. Ignoring the prefactor, the  $k$ -th diffraction peak is given within first order perturbation theory, as before, by

$$|W_k|^2 = J_k^2 \left( \frac{A_x}{\hbar} \right), \quad (55)$$

where  $J_k$  is the integer Bessel function and the action is

$$A_x = h_{11} \int_{-\infty}^{\infty} dt' V_{11}(z_{0,t'}) \cos(\omega_x t') \quad (56)$$

for the  $\langle 100 \rangle$  direction and

$$A_x = h_{10} \int_{-\infty}^{\infty} dt' V_{10}(z_{0,t'}) \cos(\omega_x t') \quad (57)$$

for the  $\langle 110 \rangle$  direction, which we evaluate below. When the incident direction is a low-index direction,  $\delta\phi = 0$ , we have  $\omega_x = 0$  so that  $\bar{\Omega} = 0$  and the action is  $2hp_{z_i}$ . The diffraction pattern along the  $x$  direction will be symmetric and its width will depend on the incident vertical momentum. Well away from a low-index direction, when the offset angle is such that  $\bar{\Omega} \gg 1$ , the action will be exponentially small, and only specular scattering is possible. This condition implies that ( $v_{z_i} = |p_{z_i}/M|$  is the magnitude of the incident velocity in the vertical direction)

$$\bar{\Omega} = \frac{\omega_x}{\Omega} = \frac{2\pi}{l\alpha} \frac{v_G}{v_{z_i}} \sin \delta\phi \gg 1. \quad (58)$$

If  $2\pi/l\alpha$  is of the order of unity, the inequality is satisfied when  $\delta\phi \gg \bar{\theta}$ , the grazing angle of incidence, since  $v_{z_i} = v_G \sin \bar{\theta}$ .

Between these two limits (i.e. when  $\delta\phi \sim \bar{\theta}$ ), the action is a decreasing function of the offset angle  $\delta\phi$  and we expect the width of the diffraction pattern to decrease as a function of increasing offset angle  $\delta\phi$ .

The manner in which the diffraction shrinks towards the specular peak offers a direct point of comparison between the predictions of first-order perturbation theory and the measure of the angular width of the diffraction pattern obtained in experiment[5].

For a measure of the "width" of the diffraction pattern we use the second moment, or variance, of the diffraction intensities, which within the first order perturbation theory, is given by

$$\sigma_k^2 = \sum_k k^2 I_k = \sum_k k^2 J_k(A_x)^2 = (A_x)^2/2, \quad (59)$$

where the final equality comes from a standard result[32].

The variance,  $\sigma_k^2$  is readily converted to an experimental, angular width  $\sigma_{\phi_f}$  using  $\sigma_{\phi_f} = \phi_B \sigma_k$ , where the Bragg angle,  $\phi_B = \arctan(G_{\perp}/p_y)$ , is that for the respective low-index scattering geometry and is given by  $G_{\perp} = 2\pi/a_{\perp}$ . The linear distance,  $a_{\perp}$ , is that separating identical atomic rows, more commonly known as the width of the scattering channel (see, for example [2, 9, 22]), in the context of the axial surface channeling approximation (ASCA).

For a potential of the Morse form (see section II A), values for the action follow from Eqs. 56 and 57, which lead to expressions identical to Eq.18. Combining all these results gives

$$\sigma_{\phi_f} = \phi_B \sqrt{2} p_{z_i} h \times \frac{\pi \bar{\Omega} \cosh(\Phi \bar{\Omega})}{\sinh(\pi \bar{\Omega})}, \quad (60)$$

where the first term describes the scattering width in the well-aligned condition ( $\delta\phi = 0$  giving  $\bar{\Omega} = 0$ ) while the second term can be considered as the incidence factor,  $\beta(\pi \bar{\Omega})$ . It has a value of 1 for  $\bar{\Omega} = 0$  and governs the evolution with  $\delta\phi$ . It can be written in a form directly adapted to GIFAD coordinates

by noting that close to a low index direction ( $\delta\phi \ll 1$ ),  $\bar{\Omega} = (G_{\perp}/\alpha) \cdot (\sin \delta\phi) / (\sin \bar{\theta}_i) \simeq (G_{\perp}/\alpha) \cdot (\delta\phi / \bar{\theta}_i)$ . Values for  $\phi_B$  and  $h$  depend on the relevant low-index direction, while  $D$  and  $\alpha$  define the mean planar potential (Eq. 13).

## V. Comparison with experiment

The results of the previous section make the general phenomenology clear: when aligned with a low index direction,  $\omega_x = 0$  and the action  $A_x$ , given by Eqs. 56 and 57 is maximal. As the misalignment increases, so does  $\omega_x$  and oscillation of the  $\cos(\omega_x t)$  terms reduces the value of the action leading to weaker diffraction as seen earlier in Eq.22.

We now compare the expression for the angular width of the diffraction pattern using Eq. 60 with experiment at a quantitative level. Results from the helium LiF(001) system, recorded by Debiossac and Alarcón[20] provide what is required. The experiment employed helium atoms whose incident energy is  $E_0 = 460$  eV with a grazing angle of incidence of  $\bar{\theta}_i = 0.9^\circ$  where the azimuth  $\delta\phi$  was varied in steps of  $0.08^\circ$  around the [100] and [110] directions using a setup described in Ref.[33]. As in the theory, the angular spread of the experimental diffraction pattern is obtained from the variance of the diffracted intensities.

$$\sigma_k^2 = \sum_k I_k (k - \bar{k})^2 \text{ with } \bar{k} = \sum_k k I_k \quad (61)$$

Note that the experimental variance is calculated without assuming symmetry of the diffraction pattern,  $I_k = I_{-k}$ , which is implicit in first-order perturbation theory in Eq.59. For each value of  $\delta\phi$ , diffracted intensities have been evaluated after correction for inelastic and Debye-Waller effects, as detailed in Ref.[34].

Figs.2 and 3 show the experimental behaviour (discrete data points), compared with the results of first-order perturbation theory (solid and dashed lines). The diffraction width, shown in Fig.2, decreases as the azimuthal misalignment,  $\delta\phi$ , increases, while the corresponding changes to the specularly scattered intensity can be seen in Fig. 3. In both azimuths, the diffraction width decreases uniformly towards zero and the specular intensity increases towards unity, though not monotonically in the case of the [110] azimuth, where the behaviour can be related to the supernumerary rainbow structure[35].

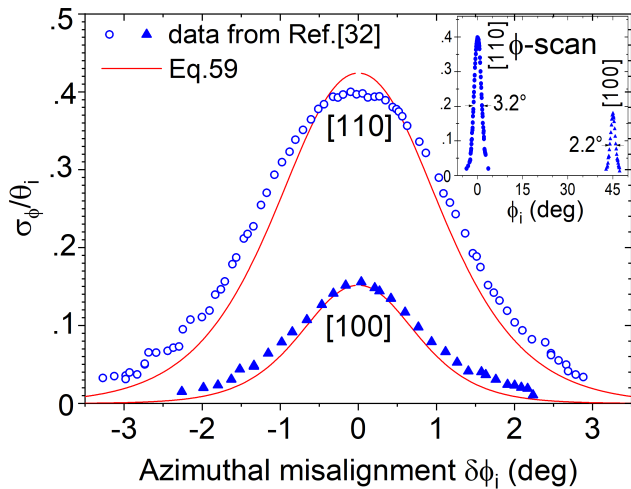
In the calculations we use Eq. 60 to generate the curves in Fig. 2, and Eq. 55 to generate the curves in Fig. 3. To illustrate the robustness of the perturbation analysis, we choose parameters close to ones derived from earlier work (see Table I), rather than simply fitting Eqs. 55 and 60 to the experimental data.

**Table I** Parameter values used in the calculation shown in Figs. 2 and 3. The values for  $h$  are within a few percent from those measured in Refs.[1, 2, 36],  $D$  is consistent with precise measurements via bound state resonances[3, 6] while values of  $\alpha$  are rarely reported (see text).

Direction	$a_{\perp} / \text{\AA}$	$h / \text{\AA}$	$D / \text{meV}$	$\alpha / \text{\AA}^{-1}$
100	2.01	0.07	8.6	1.95
110	2.86	0.28	8.6	1.95

In Fig. 3, the experimental data for the [110] azimuth, shows the specular intensity having local maxima and min-





**Figure 2** Evolution of the relative scattering width  $\sigma_{\phi_f}/\theta_i$  with the azimuthal misalignment angle  $\delta\phi$  around the [100]( $\triangle$ ) and [110] ( $\circ$ ) directions. The red lines result from eq.60 *i.e.* without use of the Bessel function. The corrugations  $h_{11}$  and  $h_{10}$  are derived at  $\delta\phi = 0$  while  $\alpha$  and  $D$  are taken from literature and reported in Table I. The inset shows a  $\phi$ -scan taken from Ref.[5] where both peaks appear at their absolute location.

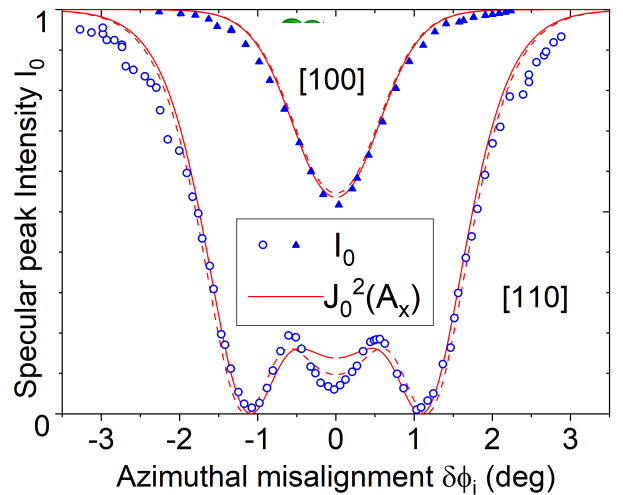
ima. These correspond to interference effects due to the surface corrugation and, as expected, they are sensitive to the precise value of the parameters  $h_{11}$  and  $h_{10}$ , corresponding to the [110] and [100] directions respectively. The solid curve in Fig. 3 corresponds to  $h_{11} = 0.28 \text{ \AA}$ , the same value as in Fig. 2, while the dashed line corresponds to a value of  $h'_{11} = 0.32 \text{ \AA}$ . The 12% greater corrugation of the dashed curve illustrates the sensitivity of the diffraction intensities to the precise value of the corrugation.

Our analysis shows that the theory and experiment are in close agreement throughout, demonstrating that first-order perturbation theory provides a useful and quantitative description of GIFAD scattering in this kinematic regime[37, 38]. In addition, the analysis confirms the origin of the phenomena in terms of the time averaging of the potential over the collision time along the grazing incidence trajectory.

## VI. Discussion and conclusions

In the present manuscript we have demonstrated that semi-classical perturbation theory provides a semi-quantitative description of fast atom diffraction near grazing incidence (GIFAD). We have considered two related situations. In the first case (Section II), the surface corrugation is restricted to lie in the scattering plane and we showed that first-order perturbation theory correctly reproduces the basic phenomenology of GIFAD, whereby the scattering is directed exclusively into the specular channel. The effect is well known and arises from time averaging, of the corrugation in the surface potential during the interaction. Our model describes the averaging in the classical action (Eq. 8) in terms of a horizontal frequency (Eq. 9), which is zero at normal incidence, and increases with the angle of incidence  $\theta_i$ , which is to say as grazing incidence is approached. The derivation also provides a prefactor, which was absent in previous work[29].

Our analysis of the more general case where the poten-



**Figure 3** Evolution of the specular beam intensity  $I_0$  for azimuthal direction close to the [100] and [110] directions. The red lines are for  $J_0(A_x)$  with  $A_x$  from eq.60 and  $h$  measured at  $\delta\phi=0^\circ$ . The full line corresponds to  $h$  derived from  $\sigma_k$  (eq.61) as in Fig.2 and Table I. The dotted lines correspond to  $h'$  derived from the fit of all the measured intensities  $I_k$  by Bessel functions in eq.54 giving  $h'_{11} = 0.32 \text{ \AA}$  and  $h'_{10} = 0.07 \text{ \AA}$ .

tial,  $V(x, y, z)$ , is fully 3-dimensional (Section 3) shows that, along low-index directions, the 3D potential reduces to a static 2D potential  $V(x, z)$ , where  $x$  is the coordinate perpendicular to the plane of the incident motion. Our derivation provides an origin for the axial surface channeling approximation (ASCA)[9], which was developed initially using classical mechanics as an evolution of the axial channeling approximation in crystals[39] and has been verified quantum mechanically[10].

When the scattering plane is not aligned exactly with a low-index direction, an attempt to reduce the 3D potential to an effective 2D case is only possible if the 2D potential has a time dependence (Eqs. B5, 50). That time dependence implies another horizontal frequency, in this case along a direction perpendicular to the low-index direction. The phenomenology, and the quantitative estimates of changes to the scattering, are closely related to those discussed above. The horizontal frequency (Eq. 59) is zero when  $\delta\phi = 0$  and the scattering plane is aligned exactly with a low-index direction. The alignment maximises the action (Eq. 62) and the out-of-plane diffraction. Increasing the value of  $\delta\phi$  leads to an increase in the horizontal frequency,  $\omega_x$ , and reduced diffraction. Eventually all of the scattering is directed into the specular peak, as illustrated in Figs. 2 and 3, as observed in experiment[40]. In effect, the corrugations in the surface plane are averaged in both directions and the surface appears as a perfect mirror.

It is remarkable how well the first-order theory reproduces the experimental observations in Figs. 2 and 3. Also, we note that the numerical values used for the parameters are similar to those found in earlier work[20, 22, 37, 40]. For example, the corrugation amplitudes  $h_{10}$  and  $h_{11}$  are close to those obtained from an analysis of the relevant low-index diffraction [1, 2, 36]. The well-depth,  $D$ , is taken from the best theoretical estimates[41–43] using bound-state resonance measurements in the thermal energy regime. The range of the

potential, as measured by the Morse parameter,  $\alpha$ , is more difficult to pin down and it may be that the analysis we describe here offers a more direct route to obtain experimental values for this quantity. Theoretical estimates for  $\alpha$  can be extracted from the same work that gives the well-depth. The Fowler, Hutson potential[42], for example, is consistent with a value of  $\alpha = 1.4 \text{ \AA}^{-1}$ , which is 28% less than the value used in Figs. 2 and 3. Second-order perturbation theory corrections may contribute to these differences in  $\alpha$ . However, we also note that the theoretical potentials are optimised in the low energy regime ( $E_z = E_i \cos^2 \theta_i \leq 50 \text{ meV}$ ), rather than being specifically tuned to the normal-energies in GIFAD, which may be an order of magnitude greater.

Our analysis in Figs. 2 and 3 illustrates the sensitivity of such measurements to the range of the repulsive potential as defined by  $\alpha$  and suggests a new avenue to extract such information from experiment. For example, the width of the bell-shaped peaks, in Fig. 2 is directly related to the range of the potential as can be seen by evaluating the variance of the incidence factor,  $\beta(\pi\bar{\Omega})$ , in Eq.60. Considering the case where  $E \gg D$ , so that  $\Phi = \pi/2$ , the width of the obliquity function is analytic by noting that  $\int (\pi\bar{\Omega})^2 \beta(\pi\bar{\Omega}) d(\pi\bar{\Omega}) = 1$  so that in the GIFAD coordinates, the width takes a remarkably compact form.

$$\sigma_T = \frac{\alpha \bar{\theta}_i}{\pi G_\perp}. \quad (62)$$

Notice that the width scales with  $\alpha/G_\perp$  and that is precisely what is seen in Fig. 2 when the widths of the two azimuths are compared, since  $\alpha$  is defined from the mean planar potential,  $V_{00}$ , and is identical in both azimuths (Eqs. 51, 52).

We have given a general derivation of the GIFAD Hamiltonian, which turns out to be time dependent. To gain a more intimate understanding of the processes involved we limited ourselves, in the present work, to first order perturbation theory. In principle, the diffraction patterns for the resulting time dependent Hamiltonian may be computed numerically exactly. There is no need to limit oneself to perturbation theory. However, it is gratifying to see that first order perturbation theory does account for the main experimental features, especially away from the symmetry axis.

The theoretical analysis presented in this paper is based on some assumptions. One is a Morse potential interaction along the vertical direction. Secondly, we assumed that the next order vertical interaction terms are given by the derivative of the Morse potential ( $V_{10}(z) = V_{11}(z) = V'_M(z)$ ). Thirdly, we limited ourselves to first order perturbation theory. All of these limitations may be relaxed but perhaps most prominently is the fact that second order perturbation theory can account for the asymmetry in the diffraction pattern when measured away from the symmetry direction. This remains a topic for future consideration.

In summary, the present work reinforces the value of perturbation theory, combined with a semi-classical analysis, as a quantitative description of GIFAD scattering[38]. Our methods emphasise the origin of the averaging of the lateral potential that takes place, through expressions for the classical action such as Eqs. 8, 55 and 56. The first-order theory provides simple analytic expressions, which provide an excellent, quan-

titative description of the width  $\sigma_\phi$  of the azimuthal diffraction pattern and its evolution with the angular deviation  $\delta\phi$  away the low symmetry direction. It gives the triangulation technique a quantitative basis. The widths measured during a  $\phi$ -scan (see inset in Fig.2 and Refs[44, 45]) show peaks indicating a low-index direction, where their height and width are given by  $\sigma_\phi/\theta_i = \sqrt{2}G_\perp h$  and  $\sigma_T/\theta_i = \alpha/G_\perp \pi$  (Eqs 60 and 62) respectively. The analysis outlines, as simply as possible, the role of the corrugation amplitude  $h$  and stiffness  $\alpha$ . We note that second-order theory, which we describe in Appendix A, allows the discussion to be extended to the observed asymmetries in the diffraction pattern[46]. Perturbation theory can also address more complex forms of the interaction potential allowing, for instance, the investigation of the effect of the location of the attractive well[12].

## Appendices

### A. Review of Semiclassical second-order perturbation treatment. Application to a Morse potential model

The second-order expression for the diffraction intensities[24] is similar in form to Eq. 7:

$$|W_{k,2}|^2 = \left| \sum_{m=-\infty}^{\infty} (-i)^m J_m \left( \frac{R_c}{\hbar} \right) \cdot \left[ \mathbf{J}_{\nu(k-2m)} \left( \frac{A_y}{\hbar} \right) + \frac{\pi X_1}{2il} \left( \mathbf{J}_{\nu(k-1-2m)} \left( \frac{A_y}{\hbar} \right) - \mathbf{J}_{\nu(k+1-2m)} \left( \frac{A_y}{\hbar} \right) \right) \right] \right|^2. \quad (A1)$$

Here,  $\mathbf{J}_\nu(x)$  is no longer the Bessel function but the Anger function of order  $\nu$ . The argument  $R_c$  is

$$R_c = \frac{lP_s}{4\pi} + \frac{MF_c(\infty)X_1}{4}, \quad (A2)$$

with

$$P_s = -\frac{\pi M}{l_y} \int_{-t_0}^{t_0} dt \left( \frac{p_{z_i,0}^2 [G_s(t)G_s(-t) + G_c^2(t)]}{M^2} + F_c(t)F_c(-t) + F_s^2(t) \right) - \frac{\pi \hbar^2}{l_y} \int_{-t_0}^{t_0} dt V'_{10}(z_{0,t}) \cos(2\omega_y t). \quad (A3)$$

We also used the notation

$$\nu_{(k)} \equiv k - \frac{lP_c}{\pi \hbar}, \quad (A4)$$

with

$$P_c = \frac{\pi M}{l_y} \int_{-\infty}^{\infty} dt \left[ F_c(t)F_s(t) - \frac{p_{z_i,0}^2}{M^2} G_c(t)G_s(t) \right], \quad (A5)$$

and

$$F_s(t) = \frac{2\pi \hbar}{l_y M} \int_{-\infty}^t dt' V_{10}(z_{0,t'}) \sin(\omega_y t') \quad (A6)$$

$$G_c(t) = \frac{hM}{p_{z_i,0}^2} \int_{-\infty}^t dt' \frac{dV_{10}(z_{0,t'})}{dt'} \cos(\omega_y t'). \quad (A7)$$

For the Morse potential model, one finds the explicit expressions

$$P_c = \frac{M^2 F_c^2(\infty) \tan^2 |\theta_i|}{4 p_{y_i}} \cdot \left( \frac{\cos^2 |\theta_i| + \bar{\Omega} \Phi \tanh(\bar{\Omega} \Phi) - \pi \bar{\Omega} \coth(\pi \bar{\Omega})}{\sin^2 |\theta_i|} - \frac{\bar{\Omega}}{2} \tanh(\bar{\Omega} \Phi) \sin 2\Phi \right), \quad (\text{A8})$$

(A9)

and

$$P_s = \left( 1 + \frac{p_{y_i}^2}{p_{z_i}^2} \right) \frac{M^2 F_c(\infty) F_{s0}(\infty)}{p_{y_i}} \cdot \left( \frac{\sigma_2}{\sigma_1} + \Phi \bar{\Omega} \tanh(\Phi \bar{\Omega}) - \pi \bar{\Omega} \coth(\pi \bar{\Omega}) \right) + \frac{\alpha h M F_c(\infty)}{[1 + \cos \Phi]} \cdot \left[ \Phi \bar{\Omega} \tanh(\Phi \bar{\Omega}) - \frac{\bar{\Omega}}{2} \sin(2\Phi) \tanh(\Phi \bar{\Omega}) - \pi \bar{\Omega} \coth(\pi \bar{\Omega}) \right] + \frac{M^2 F_c(\infty) F_{s0}(\infty) p_{y_i}^2}{p_{x_i} p_{z_i}^2} \cdot \left[ \frac{\bar{\Omega}^2}{2} \sin(2\Phi) \frac{\sigma_0}{\sigma_1} + \frac{\cos \Phi [1 - \cos(\Phi)]}{2\sigma_1} - \frac{\bar{\Omega}}{2} \sin(2\Phi) \tanh(\Phi \bar{\Omega}) \right] + \frac{p_{y_i}}{2} V_{sc,2}, \quad (\text{A10})$$

and

$$V_{sc,2} = -\frac{32\pi^3 h^2 \cosh(2\Phi \bar{\Omega})}{l^2 \sinh(2\pi \bar{\Omega})} - \frac{4\pi^2 h^2 \alpha D}{l E_z} \tan \Phi \cot \theta_i \frac{\sinh(2\Phi \bar{\Omega})}{\sinh(2\pi \bar{\Omega})} \quad (\text{A11})$$

Compared to the first order treatment, one finds the same conclusion when considering the second-order perturbation theory results. In the GIFAD limit one readily finds that

$$F_c(\infty) = \frac{4\pi h p_{z_i}}{M l} \pi \bar{\Omega} \exp[-(\pi - \Phi) \bar{\Omega}], \quad (\text{A12})$$

$$A_x = 2h p_{z_i} \pi \bar{\Omega} \exp[-(\pi - \Phi) \bar{\Omega}] \quad (\text{A13})$$

$$P_c = \tan |\theta_i| \frac{4\pi^2 h^2 |p_{z_i}|}{l^2} \pi^2 \bar{\Omega}^3 \exp[-2(\pi - \Phi) \bar{\Omega}] \cdot \left( \frac{(\Phi - \pi)}{\sin^2 |\theta_i|} - \frac{1}{2} \sin 2\Phi \right), \quad (\text{A14})$$

$$X_1 = \frac{4\pi h}{\alpha l} \tan^2 |\theta_i| \pi \bar{\Omega} \exp[-(\pi - \Phi) \bar{\Omega}] \cdot \left\{ \ln \left[ \frac{-\cos \Phi}{2 \sin^2 \Phi} \right] + 1 + \cos^2 \Phi \right\}, \quad (\text{A15})$$

with

$$R_c = \frac{l P_s}{4\pi}, \quad (\text{A16})$$

and

$$P_s = \alpha h M F_c(\infty) 2\bar{\Omega}^2 \sigma_1 \cdot \left\{ 2\bar{\Omega}^2 + \bar{\Omega}(\Phi - \pi) + \frac{\bar{\Omega}^2}{2} \sin(2\Phi) \frac{\sigma_0}{\sigma_1} + \frac{\cos \Phi [1 - \cos(\Phi)]}{2\sigma_1} - \frac{\bar{\Omega}}{2} \sin(2\Phi) \right\} + \alpha h M F_c(\infty) \bar{\Omega} \frac{[(\Phi - \pi) - \frac{1}{2} \sin(2\Phi)]}{[1 + \cos \Phi]}, \quad (\text{A17})$$

and

$$\sigma_0 = \sum_{k=1}^{\infty} (-1)^k \frac{\sin(k\Phi)}{(\bar{\Omega}^2 + k^2)}, \quad (\text{A18})$$

$$\sigma_1 = \sum_{k=1}^{\infty} (-1)^k \frac{k \cos(k\Phi)}{(\bar{\Omega}^2 + k^2)} = \frac{\partial \sigma_0}{\partial \Phi}, \quad (\text{A19})$$

$$\sigma_2 = \sum_{k=1}^{\infty} (-1)^k \frac{2\bar{\Omega}^2 k \cos(k\Phi)}{(\bar{\Omega}^2 + k^2)^2}. \quad (\text{A20})$$

Since  $P_c$  is exponentially smaller than  $F_c(\infty)$  it can be set to 0, and in this limit

$$v_{(k)} \equiv k - \frac{l P_c}{\pi \hbar} \rightarrow k, \quad (\text{A21})$$

and the Anger function becomes the integer Bessel function

$$\mathbf{J}_{v_{(k-2m)}} \left( \frac{A_y}{\hbar} \right) = J_{k-2m} \left( \frac{A_y}{\hbar} \right). \quad (\text{A22})$$

The second-order expression is then

$$|W_{1,2}|^2 = \left| \sum_{m=-\infty}^{\infty} (-i)^m J_m \left( \frac{R_c}{\hbar} \right) \cdot \left( J_{1-2m} \left( \frac{A_y}{\hbar} \right) + \frac{\pi X_1}{2il} \left[ J_{-2m} \left( \frac{A_y}{\hbar} \right) - J_{2-2m} \left( \frac{A_y}{\hbar} \right) \right] \right) \right|^2 \rightarrow \left| J_1 \left( \frac{A_y}{\hbar} \right) + \frac{\pi X_1}{2il} \right|^2 \quad (\text{A23})$$

and perhaps as might be expected, this leading order term is precisely the same as in the first-order perturbation theory.

To summarise this Appendix, we have shown that the very fast motion in the GIFAD direction leads to an exponentially small probability for measuring a nonzero diffraction peak in this direction, as also observed experimentally. From the analysis above, it is clear that adding in the second horizontal coordinate  $y$  which is perpendicular to the GIFAD plane will not change this conclusion. The very large frequency  $\omega_x$  leads to the same physics.

The principal difference between the second and first order theories is that away from the GIFAD direction, the second order theory diffraction pattern is not necessarily symmetric about the elastic peak, in qualitative agreement with experimental observations.

## B. Angular averaging

In this Appendix we detail some of the derivation leading to the time dependent GIFAD Hamiltonian. To perform the average over the fast GIFAD motion, let us consider the various terms

$$\begin{aligned} & \left\langle \cos \left[ \frac{\sqrt{2}\pi k}{l} [u(\cos \delta\phi - \sin \delta\phi)] \right] \cos \left[ \frac{\sqrt{2}\pi j}{l} (u(\cos \delta\phi + \sin \delta\phi)) \right] \right\rangle \\ &= \delta\phi_{j,k} \delta\phi_{k,0} + \\ &+ \frac{1}{2} \delta\phi_{j,k} \left( \left\langle \cos \left[ \frac{\sqrt{22}\pi k}{l} u \cos \delta\phi \right] \right\rangle + \left\langle \cos \left[ \frac{\sqrt{22}\pi k}{l} u (\sin \delta\phi) \right] \right\rangle \right). \end{aligned} \quad (\text{B1})$$

Similarly, one has that

$$\begin{aligned} & \left\langle \sin \left[ \frac{\sqrt{2}\pi j}{l} (u(\cos \delta\phi + \sin \delta\phi)) \right] \cos \left[ \frac{\sqrt{2}\pi k}{l} [u(\cos \delta\phi - \sin \delta\phi)] \right] \right\rangle \\ &= \delta_{j,k} \frac{1}{2} \left\langle \sin \left[ \frac{\sqrt{22}\pi k}{l} u \sin \delta\phi \right] + \sin \left[ \frac{\sqrt{22}\pi k}{l} u (\cos \delta\phi) \right] \right\rangle, \end{aligned} \quad (\text{B2})$$

and

$$\begin{aligned} & \left\langle \sin \left[ \frac{\sqrt{2}\pi k}{l} [u(\cos \delta\phi - \sin \delta\phi)] \right] \cos \left[ \frac{\sqrt{2}\pi j}{l} (u(\cos \delta\phi + \sin \delta\phi)) \right] \right\rangle \\ &= \delta_{j,k} \frac{1}{2} \left\langle -\sin \left[ \frac{\sqrt{22}\pi k}{l} u \sin \delta\phi \right] + \sin \left[ \frac{\sqrt{22}\pi k}{l} u (\cos \delta\phi) \right] \right\rangle, \end{aligned} \quad (\text{B3})$$

and finally

$$\begin{aligned} & \left\langle \sin \left[ \frac{\sqrt{2}\pi k}{l} [u(\cos \delta\phi - \sin \delta\phi)] \right] \sin \left[ \frac{\sqrt{2}\pi j}{l} (u(\cos \delta\phi + \sin \delta\phi)) \right] \right\rangle \\ &= \delta_{j,k} \delta_{k,0} + \frac{1}{2} \delta_{j,k} (1 - \delta_{k,0}) \cdot \\ & \cdot \left( -\left\langle \cos \left[ \frac{\sqrt{22}\pi k}{l} u \cos \delta\phi \right] \right\rangle + \left\langle \cos \left[ \frac{\sqrt{22}\pi k}{l} u (\sin \delta\phi) \right] \right\rangle \right). \end{aligned} \quad (\text{B4})$$

As before, since  $\cos \delta\phi \simeq 1$  the averaging of the terms  $\cos \left[ \frac{\sqrt{22}\pi k}{l} u \cos \delta\phi \right]$  and  $\sin \left[ \frac{\sqrt{22}\pi k}{l} u \cos \delta\phi \right]$  will make them vanish. However, the averaging over terms such as  $\cos \left[ \frac{\sqrt{22}\pi k}{l} u (\sin \delta\phi) \right]$  is no longer clear due to the small magnitude of  $\delta\phi$ . Due to the fast GIFAD motion, one could assume that the time dependence of the GIFAD coordinate is known. So, if the scattering process starts at the time  $-t_0$  we know that the motion along the GIFAD direction is the free particle motion as given in Eq. 53. and therefore averaging over the fast motion will leave us with

$$U(v, z) = V_{00}(z) + \frac{1}{2} \sum_{k \neq 0} V_{kk}(z) h_{kk} \cos \left[ \frac{\sqrt{22}\pi k}{l} (v \cos \delta\phi - u \sin \delta\phi) \right], \quad (\text{B5})$$

leading to a time-dependent effective potential with two degrees of freedom.

## Acknowledgements

EP thanks the Israel Science Foundation for its generous support. WA acknowledges support from the Cambridge Atom Scattering Facility (<https://atomscattering.phy.cam.ac.uk>) and EPSRC award EP/T00634X/1.

- 
- [1] H. Winter and A. Schüller, **Fast atom diffraction during grazing scattering from surfaces**, *Prog. Surf. Sci.* **86**, 169 (2011).
- [2] M. Debiossac, P. Pan, and P. Roncin, **Grazing incidence fast atom diffraction, similarities and differences with thermal energy atom scattering**, *Phys. Chem. Chem. Phys.* **23**, 7615 (2021).
- [3] M. Debiossac, A. Zugarramurdi, P. Lunca-Popa, A. Momeni, H. Khemliche, A. G. Borisov, and P. Roncin, **Transient quantum trapping of fast atoms at surfaces**, *Phys. Rev. Lett.* **112**, 023203 (2014).
- [4] G. A. Bocan, H. Breiss, S. Szilasi, A. Momeni, E. M. Casagrande, M. S. Gravielle, E. A. Sánchez, and H. Khemliche, **Anomalous KCl(001) Surface Corrugation from Fast He Diffraction at Very Grazing Incidence**, *Phys. Rev. Lett.* **125**, 096101 (2020).
- [5] M. Debiossac, P. Roncin, and A. G. Borisov, **Refraction of Fast Ne Atoms in the Attractive Well of a LiF(001) Surface**, *J Phys. Chem. Lett.* **11**, 4564 (2020).
- [6] A. P. Jardine, S. Dworski, P. Fouquet, G. Alexandrowicz, D. J. Riley, G. Y. Lee, J. Ellis, and W. Allison, **Ultrahigh-resolution spin-echo measurement of surface potential energy landscapes**, *Science* **304**, 1790 (2004).
- [7] B. Holst, G. Alexandrowicz, N. Avidor, G. Benedek, *et al.*, **Material properties particularly suited to be measured with helium scattering: selected examples from 2D materials, van der Waals heterostructures, glassy materials, catalytic substrates, topological insulators and superconducting radio frequency materials**, *Phys. Chem. Chem. Phys.* **23**, 7653 (2021).
- [8] J. Manson, H. Khemliche, and P. Roncin, **Theory of grazing incidence diffraction of fast atoms and molecules from surfaces**, *Physical Review B* **78**, 155408 (2008).
- [9] A. Zugarramurdi and A. G. Borisov, **Transition from fast to slow atom diffraction**, *Phys. Rev. A* **86**, 062903 (2012).
- [10] A. Zugarramurdi and A. G. Borisov, **Theoretical study of the effect of beam misalignment in fast-atom diffraction at surfaces**, *Physical Review A* **87**, 062902 (2013).
- [11] A. Muzas, F. Gatti, F. Martín, and C. Díaz, **Diffraction of H from LiF(001): From slow normal incidence to fast grazing incidence**, *NIM-B* **382**, 49 (2016).
- [12] W. Allison, S. Miret-Artés, and E. Pollak, **Perturbation theory of scattering for grazing-incidence fast-atom diffraction**, *Phys. Chem. Chem. Phys.* **24**, 15851 (2022).
- [13] A. Ruiz, J. P. Palao, and E. J. Heller, **Classical and quantum analysis of quaresonance in grazing atom-surface collisions**, *Physical Review A* **79**, 052901 (2009).
- [14] D. Farías, C. Díaz, P. Rivière, H. F. Busnengo, P. Nieto, M. F. Somers, G. J. Kroes, A. Salin, and F. Martín, **In-Plane and Out-of-Plane Diffraction of H<sub>2</sub> from Metal Surfaces**, *Physical Review Letters* **93**, 246104 (2004).
- [15] P. Nieto, D. Barredo, D. Farías, and R. Miranda, **In-Plane and Out-of-Plane Diffraction of H<sub>2</sub> from Ru(001)**, *J. Phys. Chem. A* **115**, 7283 (2011).
- [16] M. Busch, J. Seifert, E. Meyer, and H. Winter, **Evidence for longitudinal coherence in fast atom diffraction**, *Physical Review B* **86**, 241402 (2012).
- [17] Note that the result observed in Ref[16] corresponds to specific conditions where  $l_y \gg l_x$  and only with  $\delta\phi \gg \theta_i$  and comparatively low total energy. This is not in contradiction with the present paper as discussed in Ref. [10] but would deserve a specific treatment beyond the general situation presented here.

- [18] P. Rousseau, H. Khemliche, A. G. Borisov, and P. Roncin, **Quantum scattering of fast atoms and molecules on surfaces**, *Physical Review Letters* **98**, 016104 (2007).
- [19] A. Schüller, S. Wethekam, and H. Winter, **Diffraction of fast atomic projectiles during grazing scattering from a LiF(001) surface**, *Phys. Rev. Lett.* **98**, 016103 (2007).
- [20] A. Zugarramurdi, M. Debiossac, P. Lunca-Popa, L. Alarcón, A. Momeni, H. Khemliche, P. Roncin, and A. G. Borisov, **Surface-grating deflection of fast atom beams**, *Physical Review A* **88**, 012904 (2013).
- [21] M. Gravielle, A. Schüller, H. Winter, and J. Miraglia, **Fast atom diffraction for grazing scattering of Ne atoms from a LiF(001) surface**, *NIM-B* **269**, 1208 (2011).
- [22] G. A. Bocan, H. Breiss, S. Szilasi, A. Momeni, E. M. S. Casagrande, E. A. Sánchez, M. S. Gravielle, and H. Khemliche, **Dynamical effects as a window into van der Waals interactions in grazing-incidence fast He-atom diffraction from KCl(001)**, *Physical Review B* **104**, 235401 (2021).
- [23] S. Miret-Artés, S. Daon, and E. Pollak, **Semiclassical perturbation theory for diffraction in heavy atom surface scattering**, *J. Chem. Phys.* **136**, 204707 (2012).
- [24] E. Pollak and S. Miret-Artés, **Second-Order Semiclassical Perturbation Theory for Diffractive Scattering from a Surface**, *J. Phys. Chem. C* **119**, 14532 (2015).
- [25] R. Pfandzelter and M. Schuster, **Surface analysis of crystals by surface channeling**, *NIM-B* **33**, 898 (1988).
- [26] S. Miret-Artés and E. Pollak, **Classical theory of atom-surface scattering: The rainbow effect**, *Surf. Sci. Rep.* **67**, 161 (2012).
- [27] L. M. Hubbard and W. H. Miller, **Application of the semiclassical perturbation (SCP) approximation to diffraction and rotationally inelastic scattering of atoms and molecules from surfaces**, *J. Chem. Phys.* **78**, 1801 (1983).
- [28] L. M. Hubbard and W. H. Miller, **Application of the semiclassical perturbation approximation to scattering from surfaces. Generalization to include phonon inelasticity**, *J. Chem. Phys.* **80**, 5827 (1984).
- [29] C. Henkel, J.-Y. Courtois, and A. Aspect, **Atomic diffraction by a thin phase grating**, *Journal de Physique II* **4**, 1955 (1994).
- [30] M. Debiossac and P. Roncin, **Atomic diffraction under oblique incidence: An analytical expression**, *Phys. Rev. A* **90**, 054701 (2014).
- [31] M. Abramowitz and I. A. Stegun, **Handbook of mathematical functions** *Dover Publications*, New York **361** (1965), eqs. 4.3.34-4.3.3.
- [32] I. S. Gradshteyn and I. M. Ryzhik, **Table of integrals, series, and products** (Academic press, 2014).
- [33] P. Pan, J. N. Rad, and P. Roncin, **A setup for grazing incidence fast atom diffraction**, *Rev. Sci. Instrum.* **93**, 093305 (2022).
- [34] P. Pan, C. Kanitz, M. Debiossac, A. Le-Guen, J. N. Rad, and P. Roncin, **Lateral line profiles in fast-atom diffraction at surfaces**, *Physical Review B* **108**, 035413 (2023).
- [35] G. Boato, P. Cantini, U. Garibaldi, A. Levi, L. Mattera, R. Spadacini, and G. Tommei, **Diffraction and rainbow in atom-surface scattering**, *Journal of Physics C: Solid State Physics* **6**, L394 (1973).
- [36] A. Momeni, P. Soullisse, P. Rousseau, H. Khemliche, and P. Roncin, **Grazing incidence fast atom diffraction (gifad): Doing RHEED with atoms**, *e-Journal of Surface Science and Nanotechnology* **8**, 101 (2010).
- [37] G. A. Bocan, H. Breiss, S. Szilasi, A. Momeni, E. M. S. Casagrande, E. A. Sánchez, M. S. Gravielle, and H. Khemliche, **Comment on “Perturbation theory of scattering for grazing-incidence fast-atom diffraction”**, by W. Allison, S. Miret-Artés and E. Pollak, *Phys. Chem. Chem. Phys.*, 2022, **24**, 15851, *Phys. Chem. Chem. Phys.* **25**, 33193 (2023).
- [38] W. Allison, S. Miret-Artés, and E. Pollak, **Reply to the ‘Comment on “Perturbation theory of scattering for grazing-incidence fast-atom diffraction”’ by G. A. Bocan et al**, *Phys. Chem. Chem. Phys.*, 2023,, *Phys. Chem. Chem. Phys.* **25**, 33198 (2023).
- [39] H. Krause, S. Datz, P. Dittner, J. G. del Campo, P. Miller, C. Moak, N. Nesković, and P. Pepmiller, **Rainbow effect in axial ion channeling**, *Physical Review B* **33**, 6036 (1986).
- [40] J. Seifert, A. Schüller, H. Winter, and K. Gärtner, **Transition from axial to planar surface channeling for fast atom diffraction**, *NIM-B* **269**, 1212 (2011).
- [41] V. Celli, D. Eichenauer, A. Kaufhold, and J. P. Toennies, **Pairwise additive semi ab initio potential for the elastic scattering of He atoms from the LiF(001) crystal surface**, *The Journal of Chemical Physics* **83**, 2504 (1985).
- [42] P. W. Fowler and J. M. Hutson, **Pairwise-additive models for atom-surface interaction potentials: An ab initio study of He-LiF**, *Physical Review B* **33**, 3724 (1986).
- [43] D. J. Riley, A. P. Jardine, S. Dworski, G. Alexandrowicz, P. Fouquet, J. Ellis, and W. Allison, **A refined He-LiF(001) potential from selective adsorption resonances measured with high-resolution helium spin-echo spectroscopy**, *The Journal of Chemical Physics* **126**, 104702 (2007).
- [44] N. Kalashnyk and P. Roncin, **Atom beam triangulation of organic layers at 100 meV normal energy: self-assembled perylene on Ag (110) at room temperature**, *Applied Surface Science* **364**, 235 (2016).
- [45] F. E. Feiten, J. Seifert, J. Paier, H. Kuhlbeck, H. Winter, J. Sauer, and H.-J. Freund, **Surface structure of V<sub>2</sub>O<sub>3</sub> revisited**, *Phys. Rev. Lett.* **114**, 216101 (2015).
- [46] E. Pollak and S. Miret-Artés, **Second-Order Semiclassical Perturbation Theory for Diffractive Scattering from a Surface**, *J. Phys. Chem. C* **119**, 14532 (2015).