

FEPSAC
CONGRESS
2024

PERFORMANCE UNDER PRESSURE IN SPORTS, MILITARY/POLICE,
PERFORMING ARTS, MEDICINE, BUSINESS AND DAILY LIFE



15/07 - 19/07/24
CONGRESS
INNSBRUCK
WWW.FEPSAC2024.EU

Hosted by  MENTAL EXCELLENCE

 Berufsverband Österreichischer
Psychologinnen | ÖBÖP

 FEPSAC
EUROPEAN CONFEDERATION

FEPSAC
CONGRESS
2024



INSTITUT ////////////////
DES SCIENCES ETIENNE
DU MOUVEMENT JULES
////////////////////// MAREY

amU Faculté
des sciences du sport
Aix Marseille Université

Relationships between Motives for Sports Practice and Video Game Play

Cécile MARTHA

Lecturer at Aix-Marseille University /
Institute of Movement Sciences UMR 7287

Full list of authors: C. Martha, J. Devif,
B. Rubio, J. Cestac, F. Martinez, J.P.
Assaily, C.Morin-Messabel, M.A. Granié

Relationships between Motives for Sports Practice and Video Game Play - INTRODUCTION



- **Context** : an alarming observation regarding the rate of sedentariness, screen time, and lack of physical activity among French adolescents (Fillon et al., 2023)
 - **50% of boys and 33 % of girls** aged 6–17 years **achieve the physical activity guidelines** (Fillon et al., 2023).
 - **A decline in sport practices** (i.e., engaging in sport for at least one hour a week ; [Luiggi et al., 2022](#)) **rate**, from 79% in 2001 to 64% in 2018 (and 42% among low social economical status adolescents)
 - A quantity of **video game leisure practices inversely correlated with that of sports participation** ([Kenney & Gortmaker, 2017](#))

Relationships between Motives for Sports Practice and Video Game Play - INTRODUCTION

FEPSAC
CONGRESS
2024



Objective : to examine the motives behind the experiences of these two seemingly opposing types of activities : sport practice and video game play.

Four motives for sport participation (Recours et al., 2004)

Competition: accomplishment derived from feeling that one is stronger than others

Exhibitionism: participating to be seen and to impress others

Sociability: relatedness and pleasure of sharing experience with people one appreciate

Playing to the limit: inspired by Simmel's concept of *adventure* and defined as an experience marked by its ambiguity and equivocation (e.g., attempting actions close to the breaking point)

Relationships between Motives for Sports Practice and Video Game Play - INTRODUCTION



Objective : to examine the motives behind the experiences of these two seemingly opposing types of activities : sport practice and video game play.

Four motives for sport participation (Recours et al., 2024)

Competition; Exhibitionism; Sociability; Playing to the limit

Q1 : Are these motives correlated to those underlying the practice of video game play?

H1 : *yes*



Relationships between Motives for Sports Practice and Video Game Play - INTRODUCTION

FEPSAC
CONGRESS
2024



The ‘playing to the limit’ motive may vary depending on the level of risk involved in the sport practiced (Martha and Laurendeau, 2010)

Q2 : Does this motive differ between young non-risk *versus* risk sports participants, and between non-violent *versus* violent video game players ?

H2-a : *given the risk of injury, young risk sports participants would report lower scores on the ‘playing to the limit’ motive, in comparison to non-risk sports participants*

H2-b : *violent video game players would report higher scores on this motive, in comparison to non-violent video game players, given the absence of physical risk*

Relationships between Motives for Sports Practice and Video Game Play – METHOD - Participants

FEPSAC
CONGRESS
2024



- Participants: n=514 (girls, 28%), *Mean* age=15.80 (\pm 2.70), *Range* age=12-20
- Inclusion criterion: engaging in sports for a minimum of 1 hour per week in addition to physical education classes (Luiggi et al., 2018) and being a video game player (i.e., playing a minimum of 3 times per week)

Relationships between Motives for Sports Practice and Video Game Play – METHOD - Participants

Four groups of adolescents were recruited by a private company specializing in recruitment for surveys, **according to the following criteria:**

1) The risk level of the sport they practice most often: non-risk sports (**NRS**) vs risk sports (**RS**, including high-risk sports and injury-prone sports)

Sport risk level	
NRS	RS

Table 1: sample size of each subgroup of adolescents

Relationships between Motives for Sports Practice and Video Game Play – METHOD - Participants

Four groups of adolescents were recruited by a private company specializing in recruitment for surveys, **according to the following criteria:**

- 1) The risk level of the sport** they practice most often: non-risk sports (**NRS**) vs risk sports (**RS**, including high-risk sports and injury-prone sports)
- 2) The level of violence in the video game** they play most often, determined based on the PEGI rating: Non-violent video game (**NVVG**, PEGI \leq 12) vs violent video game (**VVG**, PEGI $>$ 12)

		Sport risk level	
		NRS	RS
Video game violence level	NVVG	n=133	n=128
	VVG	n=132	n=121

Table 1: sample size of each subgroup of adolescents

Relationships between Motives for Sports Practice and Video Game Play – METHOD - Material

FEPSAC
CONGRESS
2024



The 13-item motives for sport participation questionnaire (Recours et al., 2004):

- The original version for the context of sport participation
- A version adapted to the context of video game play, whose the 4-factor structure was confirmed among 200 young video game enthusiasts ($Chi^2_{(59)} = 128.30, p < 0,001; CFI = 0.991; SRMR = 0.068; RMSEA = 0.077$)

Relationships between Motives for Sports Practice and Video Game Play – METHOD - Material



The 13-item motives for sport participation questionnaire (Recours et al., 2004):

- The original version for the context of sport participation
- A version adapted to the context of video game play, whose the 4-factor structure was confirmed among 200 young video game enthusiasts ($Chi^2_{(59)} = 128.30, p < 0,001; CFI = 0.991; SRMR = 0.068; RMSEA = 0.077$)
- Participants had to indicate on a 7-point Likert scale (ranging from 1 "Not at all" to 7 "Absolutely") to what extent each item corresponded to what they like about the sport they practice / the video game they play most often
-

Relationships between Motives for Sports Practice and Video Game Play – RESULTS & DISCUSSION



1) The motives for sport practice and those underlying video game play are **correlated** (r_s = Spearman Rho; ***: $p < 0.001$)



$M = 5.17 (\pm 1,69)$	Competition $r_s=0.51^{***}$	$M = 5.61 (\pm 1.25)$
$M = 4.62 (\pm 1.50)$	Exhibitionism $r_s=0.59^{***}$	$M = 4.48 (\pm 1.51)$
$M = 5.69 (\pm 1,24)$	Sociability $r_s=0.55^{***}$	$M = 5.70 (\pm 1.21)$
$M = 5.26 (\pm 1.12)$	Playing to the limit $r_s=0.57^{***}$	$M = 5.17 (\pm 1.13)$



Relationships between Motives for Sports Practice and Video Game Play – RESULTS & DISCUSSION



2) There is a difference between some motives for sport practice and video game play

(*W* = Wilcoxon Signed-Rank Test for Paired Samples)

Competition
 $M = 5.17 (\pm 1.69)$ \longleftrightarrow $rs=0.51^{***}$ $M = 5.61 (\pm 1.25)$

$W = 49151.50,$
 $p < 0.001, r = 0.30$



Exhibitionism
 $M = 4.62 (\pm 1.50)$ \longleftrightarrow $rs=0.59^{***}$ $M = 4.48 (\pm 1.51)$

Sociability
 $M = 5.69 (\pm 1.24)$ \longleftrightarrow $rs=0.55^{***}$ $M = 5.70 (\pm 1.21)$

Playing to the limit
 $M = 5.26 (\pm 1.12)$ \longleftrightarrow $rs=0.57^{***}$ $M = 5.17 (\pm 1.13)$

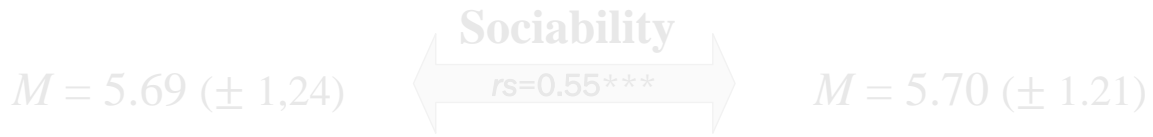
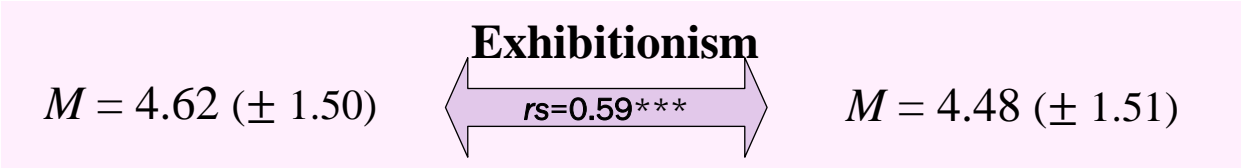
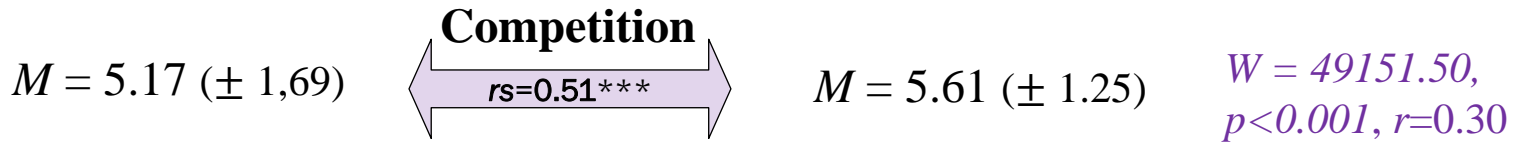


Relationships between Motives for Sports Practice and Video Game Play – RESULTS & DISCUSSION



2) There is a difference between some motives for sport practice and video game play

(*W* = Wilcoxon Signed-Rank Test for Paired Samples)



Relationships between Motives for Sports Practice and Video Game Play – RESULTS & DISCUSSION



3) The **most consistent motives** between these two practices are **sociability** and **playing to the limit**



$M = 5.69 (\pm 1.24)$

Sociability

$rs=0.55^{***}$

$M = 5.70 (\pm 1.21)$

Playing to the limit

$M = 5.26 (\pm 1.12)$

$rs=0.57^{***}$

$M = 5.17 (\pm 1.13)$

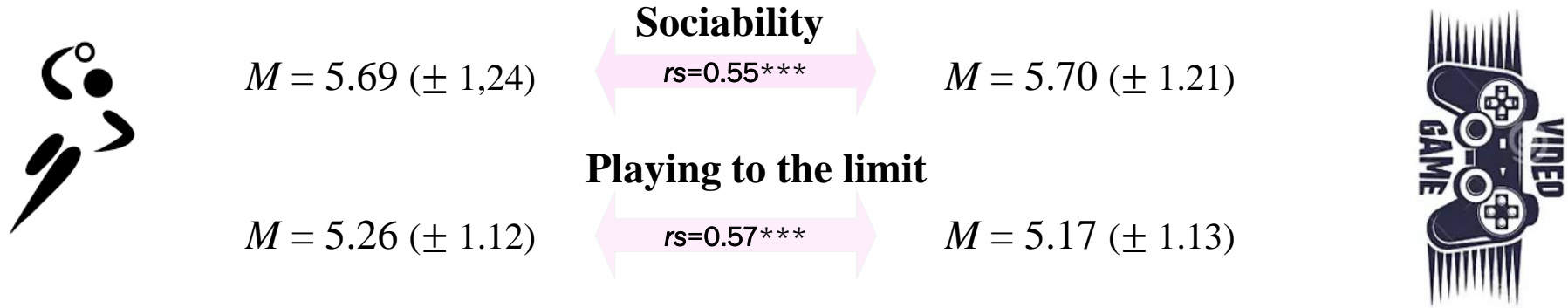


Self-determination theory (Deci & Ryan, 2000) teaches us that intrinsic dimensions such as 'relatedness' correspond to a fundamental psychological need, not highly dependent on context, and transversal to several domains of life

Relationships between Motives for Sports Practice and Video Game Play – RESULTS & DISCUSSION



3) The **most consistent motives** between these two practices are **sociability** and **playing to the limit**



→ An argument to **promote sports** among **young people who do not practice sports**:
'the more you are motivated by sharing good times with your friends, or by playing to the limit through video games, the more you will also be motivated during a sport practice (However, it is necessary that you start!).'

Relationships between Motives for Sports Practice and Video Game Play – RESULTS & DISCUSSION

FEPSAC
CONGRESS
2024



4) Differences between **non-violent video game players (NVVG)** vs **violent video game players (VVG)** on the ‘**playing to the limit**’ motive **underlying video game play**

(*U*: Mann Withney; Significance threshold after applying the Bonferroni correction: $p < 0.0125$)

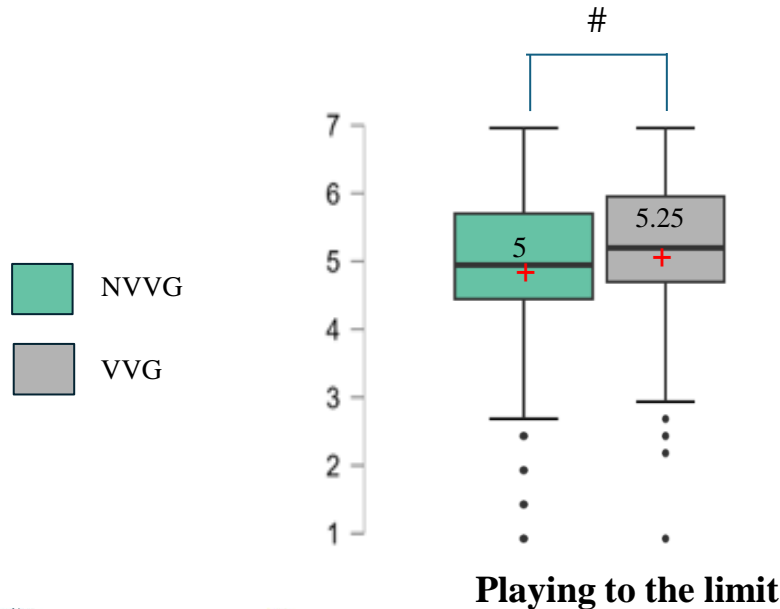


Relationships between Motives for Sports Practice and Video Game Play – RESULTS & DISCUSSION



4) Differences between **non-violent video game players (NVVG)** vs **violent video game players (VVG)** on the ‘**playing to the limit**’ motive underlying video game play

(*U*: Mann Withney; Significance threshold after applying the Bonferroni correction: $p < 0.0125$)



VVG tend to report higher scores on the ‘playing to the limit’ motive than NVVG

→ our hypothesis H2-a is not confirmed after applying the Bonferroni correction

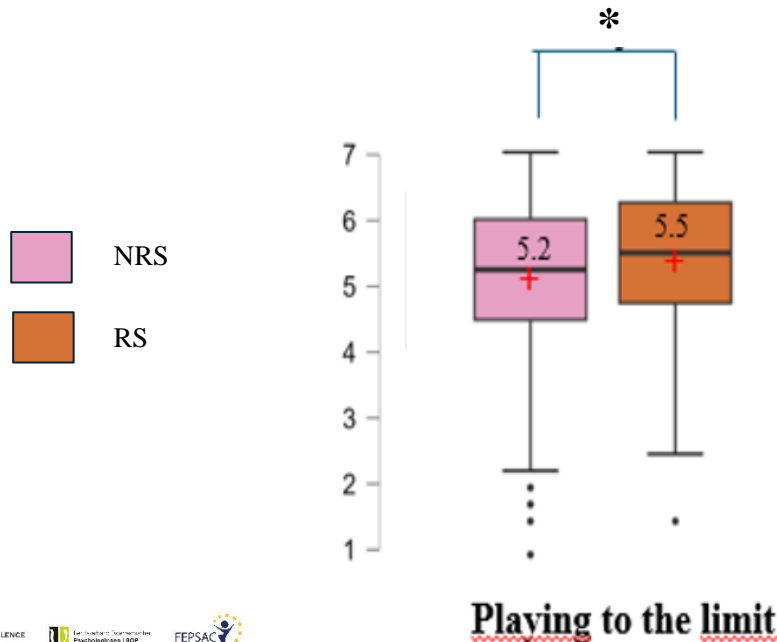
$U=29221, p=0.020, r=-0.12$

Relationships between Motives for Sports Practice and Video Game Play – RESULTS & DISCUSSION



5) Difference between **non risk sport (NRS)** vs **risk sport participants (RS)** on the ‘playing to the limit’ **motive underlying sports practice**

(*U*: Mann Withney; *Significance threshold after applying the Bonferroni correction: $p < 0.0125$)



→ Contrary to what we expected (H2-b), **risk sport participants have reported higher scores on the ‘playing to the limit’ motive**

* $U=27348.00$ $p<0.001$ $r=-0.17$

Relationships between Motives for Sports Practice and Video Game Play – RESULTS & DISCUSSION

FEPSAC
CONGRESS
2024



5) **Difference** between **non risk sport (NRS)** vs **risk sport participants (RS)** on the ‘playing to the limit’ **motive underlying sports practice**

- A higher score of ‘playing to the limit’ among risk sport participants
→ **The same is true for those who reported being injured in the past 12 months ($p < 0.003$): they reported higher scores on the ‘playing to the limit’ motive than others.**
- A particular attraction to risk could explain these results.

Relationships between Motives for Sports Practice and Video Game Play – PERSPECTIVES

FEPSAC
CONGRESS
2024



- Studying personality traits would be interesting to determine the profiles of young athletes and video game players regarding the motives underlying their practice and their taste for risk.
- It would also be interesting to see if, in the general adolescent population, the scores of underlying motives for video game practice differ between non-athletes and athletes.



Thank you for your attention!

Cécile MARTHA

Aix-Marseille University (France) cecile.martha@univ-amu.fr

Full list of authors: C. Martha, J. Devif ⁽¹⁾, B. Rubio ⁽²⁾, J. Cestac ⁽¹⁾, F. Martinez ⁽¹⁾, J.P. Assaily ⁽¹⁾, C. Morin-Messabel ⁽³⁾, M.A. Granié ⁽¹⁾

(1) Univ Gustave Eiffel, France ; (2) Univ Paris Nanterre, France ; (3) Univ Lumière Lyon 2, France

Thanks to the "**Délégation à la Sécurité Routière**" (Ministry of the Interior, France) for **funding** the overall research in which this study is included



Use **13-item motives for sport participation questionnaire** (Recours et al., 2004):



Competition: 3 items, $\Omega = 0.91$
Exhibitionism: 3 items, $\Omega = 0.86$
Sociability: 3 items, $\Omega = 0.84$
Playing to the limit: 4 items, $\Omega = 0.83$

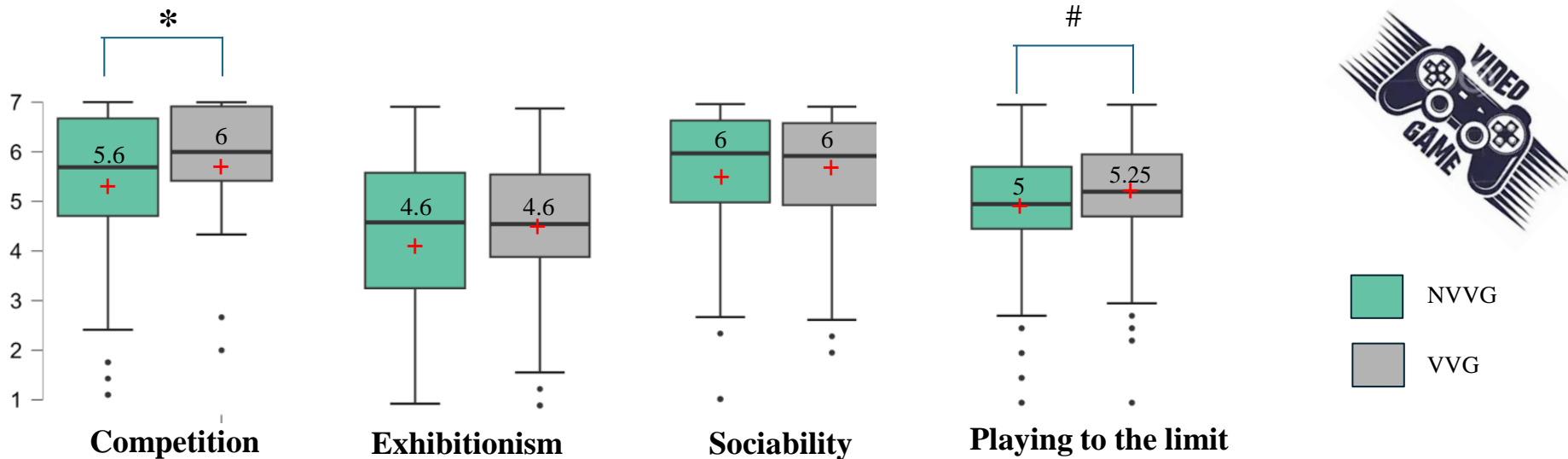


Competition: 3 items, $\Omega = 0.83$
Exhibitionism: 3 items, $\Omega = 0.85$
Sociability: 3 items, $\Omega = 0.85$
Playing to the limit: 4 items, $\Omega = 0.83$



Differences between **non-violent video game players (NVVG)** vs **violent video game players (VVG)** on the **motives underlying video game play**

(*U*: Mann Withney ; *Significance threshold after applying the Bonferroni correction : $p < 0.0125$)



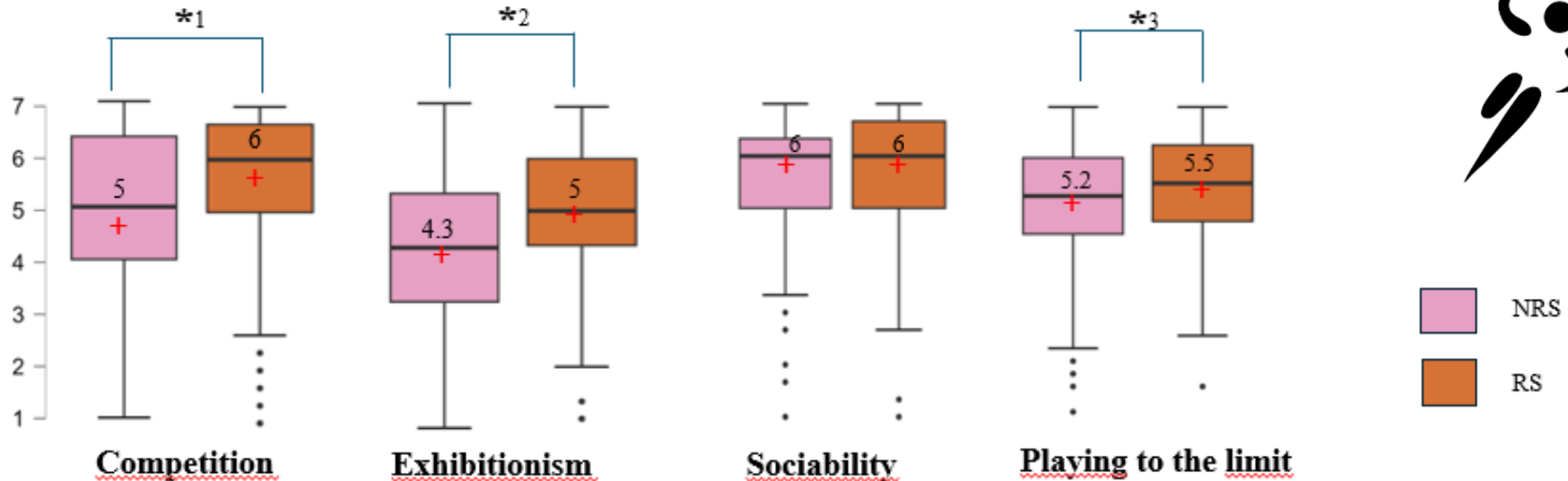
* $U=28716.50$ $p=0.010$, $r=-0.13$

$U=29221$ $p=0.020$, $r=-0.12$



Differences between **non risk sport (NRS)** vs **risk sport participants (RS)** on the **motives underlying sports practice**

(*U*: Mann Withney ; *Significance threshold after applying the Bonferroni correction : $p < 0.0125$)



NRS
RS

*¹ $U=25726.50$ $p<0.001$ $r=-0.22$

*² $U=26311.50$ $p<0.001$ $r=-0.21$

*³ $U=27348.00$ $p<0.001$ $r=-0.17$