



HAL
open science

Search for the Chiral Magnetic Effect with charge-dependent azimuthal correlations in Xe–Xe collisions at $\sqrt{s_{NN}}=5.44$ TeV

Shreyasi Acharya, Dagmar Adamova, Alexander Adler, Gianluca Aglieri Rinella, Michelangelo Agnello, Neelima Agrawal, Zubayer Ahammed, Shakeel Ahmad, Sang Un Ahn, Ishaan Ahuja, et al.

► **To cite this version:**

Shreyasi Acharya, Dagmar Adamova, Alexander Adler, Gianluca Aglieri Rinella, Michelangelo Agnello, et al.. Search for the Chiral Magnetic Effect with charge-dependent azimuthal correlations in Xe–Xe collisions at $\sqrt{s_{NN}}=5.44$ TeV. *Physics Letters B*, 2024, 856, pp.138862. 10.1016/j.physletb.2024.138862. hal-04757628

HAL Id: hal-04757628

<https://hal.science/hal-04757628v1>


Submitted on 15 Jan 2025

HAL is a multi-disciplinary open access archive for the deposit and dissemination of scientific research documents, whether they are published or not. The documents may come from teaching and research institutions in France or abroad, or from public or private research centers.

L'archive ouverte pluridisciplinaire **HAL**, est destinée au dépôt et à la diffusion de documents scientifiques de niveau recherche, publiés ou non, émanant des établissements d'enseignement et de recherche français ou étrangers, des laboratoires publics ou privés.



Distributed under a Creative Commons Attribution 4.0 International License



CERN-EP-2022-220
20 October 2022

Search for the Chiral Magnetic Effect with charge-dependent azimuthal correlations in Xe–Xe collisions at $\sqrt{s_{NN}} = 5.44$ TeV

ALICE Collaboration*

Abstract

Charge-dependent two- and three-particle correlations measured in Xe–Xe collisions at $\sqrt{s_{NN}} = 5.44$ TeV are presented. Results are obtained for charged particles in the pseudorapidity range $|\eta| < 0.8$ and transverse momentum interval $0.2 \leq p_T < 5.0$ GeV/ c for different collision centralities. The three-particle correlator $\gamma_{\alpha\beta} \equiv \langle \cos(\varphi_\alpha + \varphi_\beta - 2\Psi_2) \rangle$, calculated for different combinations of charge sign α and β , is expected to be sensitive to the presence of the Chiral Magnetic Effect (CME). Its magnitude is similar to the one observed in Pb–Pb collisions in contrast to a smaller CME signal in Xe–Xe collisions than in Pb–Pb collisions predicted by Monte Carlo (MC) calculations including a magnetic field induced by the spectator protons. These observations point to a large non-CME contribution to the correlator. Furthermore, the charge dependence of $\gamma_{\alpha\beta}$ can be described by a blast wave model calculation that incorporates background effects and by the Anomalous Viscous Fluid Dynamics model with values of the CME signal consistent with zero. The Xe–Xe and Pb–Pb results are combined with the expected CME signal dependence on the system size from the MC calculations including a magnetic field to obtain the fraction of CME contribution in $\gamma_{\alpha\beta}$, f_{CME} . The CME fraction is compatible with zero for the 30% most central events in both systems and then becomes positive. This yields an upper limit of 2% (3%) and 25% (32%) at 95% (99.7%) confidence level for the CME signal contribution to $\gamma_{\alpha\beta}$ in the 0–70% Xe–Xe and Pb–Pb collisions, respectively.

1 Introduction

The theory of the strong interaction applied to many-body systems predicts that, at sufficiently high densities and temperatures, the protons and neutrons that compose ordinary matter melt into a plasma where quarks and gluons are no longer confined into hadrons. This hot and dense state of matter is called the quark–gluon plasma (QGP) [1]. The transition from normal hadronic matter to a QGP is supported by Quantum Chromodynamics (QCD) calculations on the lattice [2–5], where it is found to occur at a temperature of about 155 MeV, and at an energy density ε of about 0.5 GeV/fm³ [6–8]. Collisions between heavy ions accelerated to ultrarelativistic energies can produce the necessary conditions for such a transition to take place [9–11].

Heavy-ion collisions may also allow us to access novel QCD phenomena associated with parity violation in strong interactions [12–20]. Theoretical expectations indicate that the interaction of quarks with gluonic fields describing transitions between topologically different QCD vacuum states changes the quark chirality and leads to a local chiral imbalance. In the presence of the strong magnetic field produced by the colliding ions [21–23], this leads to a charge separation (electric current) relative to the reaction plane, the plane defined by the impact parameter and the beam axis. This phenomenon is known as the Chiral Magnetic Effect (CME) [20].

The effects from local parity violation are quantified via the coefficient $a_{1,\alpha}$ in a Fourier decomposition of the particle azimuthal distribution [24, 25]

$$\frac{dN}{d\Delta\varphi_\alpha} \sim 1 + 2v_{1,\alpha} \cos(\Delta\varphi_\alpha) + 2a_{1,\alpha} \sin(\Delta\varphi_\alpha) + 2v_{2,\alpha} \cos(2\Delta\varphi_\alpha) + \dots, \quad (1)$$

where $\Delta\varphi_\alpha = \varphi_\alpha - \Psi_{\text{RP}}$, φ_α is the azimuthal angle of the particle of charge α (+, −), and Ψ_{RP} is the reaction plane angle. The coefficients $v_{n,\alpha}$ characterise the anisotropic flow, i.e., the azimuthal anisotropies in particle production relative to Ψ_{RP} due to initial spatial asymmetries of the collision. The degree of overlap between the two colliding nuclei is estimated by the centrality, with low percentage values corresponding to head-on collisions. The first- and second-order flow coefficients ($v_{1,\alpha}$ and $v_{2,\alpha}$) are called directed and elliptic flow, respectively. Since $a_{1,\alpha}$ changes sign from event to event and the average $\langle a_{1,\alpha} \rangle$ over many events is equal to zero, one can only measure $\langle a_{1,\alpha}^2 \rangle$ or $\langle a_{1,+} a_{1,-} \rangle$ that can be accessed through azimuthal correlation techniques. Thus the CME is expected to have an experimentally accessible signal imprinted in the azimuthal correlations between two particles relative to the reaction plane [25] of the form $\gamma_{\alpha\beta} \equiv \langle \cos(\varphi_\alpha + \varphi_\beta - 2\Psi_{\text{RP}}) \rangle$. The charge-dependent difference of $\gamma_{\alpha\beta}$ is commonly used to search for the CME. In practice, the reaction plane angle is estimated by constructing the second harmonic symmetry plane angle Ψ_2 using azimuthal particle distributions [26], which is why $\gamma_{\alpha\beta}$ is often referred to as a three-particle correlator. The $\gamma_{\alpha\beta}$ correlator measures the difference between the correlations projected onto the reaction plane and perpendicular to it. The contributions from correlations in- and out-of-plane can also be evaluated by measuring the charge-dependent two-particle correlator $\delta_{\alpha\beta} \equiv \langle \cos(\varphi_\alpha - \varphi_\beta) \rangle$.

The first experimental results in Au–Au collisions at a centre-of-mass energy per nucleon–nucleon collision $\sqrt{s_{\text{NN}}} = 200$ GeV at the Relativistic Heavy-Ion Collider (RHIC) [27, 28] were compatible with initial expectations for the existence of the CME. The subsequent first measurements at the Large Hadron Collider (LHC) in Pb–Pb collisions at $\sqrt{s_{\text{NN}}} = 2.76$ TeV [29] showed a surprising agreement with the results at lower energies, despite the differences in magnitude of the magnetic field [21–23]. Considering that the charged-particle density, $dN_{\text{ch}}/d\eta$, at the LHC is about three times larger than at RHIC [30, 31], any signal due to CME will be considerably diluted since it is expected to follow a $1/(dN_{\text{ch}}/d\eta)$ scaling [19]. This effect will be referred to as dilution in the following. The similarity of the two measurements was indicative of the existence of background effects, coming mostly from “flowing clusters” – charge-dependent correlations modified by elliptic flow [25, 32–34]. It was shown in Refs. [35, 36] that the local charge conservation coupled to the anisotropic expansion of the medium could explain most if not all the measurements.

To study background effects, the CMS Collaboration performed measurements of charge-dependent correlations in p–Pb collisions at $\sqrt{s_{\text{NN}}} = 5.02$ TeV [37] and the STAR Collaboration in p–Au and d–Au collisions at $\sqrt{s_{\text{NN}}} = 0.2$ TeV [38]. The results suggest that these correlations are similar to those measured in peripheral Pb–Pb and Au–Au collisions. These results might further indicate the dominance of background effects in peripheral collisions where there is no strong correlation between the magnetic field direction and the orientation of the medium via Ψ_{RP} .

These measurements highlighted the need to identify ways of isolating the CME signal from the background. A first attempt was presented by the ALICE Collaboration in Ref. [39] using the Event Shape Engineering method [40]. This method utilises the fluctuations in the shape of the initial state of the system and allows one to select events with the same centrality but different initial geometry, thus varying the background contributions. The study sets an upper limit of 26–33% at 95% confidence level for the CME signal contribution to the charge dependence of $\gamma_{\alpha\beta}$ in the 10–50% centrality interval. A similar study was performed by the CMS Collaboration [41] and the results agree with the measurements in Ref. [39]. A recent study by the ALICE Collaboration [42] found that charge-dependent correlations relative to the higher harmonic symmetry planes can be used as a proxy for the background, assuming that the correlations relative to Ψ_2 and Ψ_3 can be factorised. An upper limit of 15–18% at 95% confidence level for the CME signal has been reported for the 0–40% centrality interval, consistent with previous measurements.

Another approach to address the large backgrounds experimentally is to compare measurements performed in collision systems where the CME contribution is expected to vary significantly, while the background is similar. The STAR Collaboration has recently reported the results of the CME search in an analysis of the three-particle correlator $\gamma_{\alpha\beta}$ measured in collisions of isobar $^{96}_{44}\text{Ru}$ – $^{96}_{44}\text{Ru}$ and $^{96}_{40}\text{Zr}$ – $^{96}_{40}\text{Zr}$ nuclei at $\sqrt{s_{\text{NN}}} = 200$ GeV [43]. No anticipated CME signature (i.e., a larger magnitude of $\gamma_{\alpha\beta}$ in Ru–Ru than in Zr–Zr collisions due to a larger magnetic field in the former) was observed in that analysis. However, a quantitative analysis taking into account the small geometrical differences between the isobar nuclei is needed for the interpretation of the measurements. One can also try to separate the CME signal and background by comparing the results from Pb–Pb and Xe–Xe collisions at the LHC since the differences in v_2 are typically within 10% in the 5–70% centrality interval [44] but the magnetic field is expected to be significantly larger in Pb–Pb collisions [45], leading to an increase in the CME contribution.

In this article, measurements of charge-dependent azimuthal correlations from Xe–Xe collisions at $\sqrt{s_{\text{NN}}} = 5.44$ TeV are presented. The results are compared with earlier measurements in Pb–Pb collisions at $\sqrt{s_{\text{NN}}} = 5.02$ TeV [42] and calculations from a blast wave parameterisation that incorporate background effects and from the Anomalous Viscous Fluid Dynamics (AVFD) model [46–48]. Furthermore, Monte Carlo (MC) simulations of the magnetic field induced by spectator protons with different initial conditions are used to evaluate the expected change in the CME signal between the Xe–Xe and Pb–Pb collisions. This change is then employed to estimate the fraction of the CME signal in both collision systems.

2 Analysis details

The data set used for these measurements was recorded with the ALICE detector during the 2017 Xe–Xe run at $\sqrt{s_{\text{NN}}} = 5.44$ TeV. A detailed overview of the ALICE detector and its performance are available in Refs. [49, 50]. The Inner Tracking System (ITS) [51], the Time Projection Chamber (TPC) [52], the V0 [53], and the Zero Degree Calorimeter (ZDC) [54], the main subsystems used in this analysis, are briefly described in the following. The ITS and TPC cover the full azimuth within the pseudorapidity range $|\eta| < 0.9$. The ITS consists of six layers of silicon detectors and is employed for tracking, vertex reconstruction, and event selection. The TPC is used to reconstruct charged-particle tracks and to identify

particles via specific energy loss, dE/dx . The V0 detector, two arrays of 32 scintillator tiles covering $-3.7 < \eta < -1.7$ (V0C) and $2.8 < \eta < 5.1$ (V0A), is used for triggering, event selection, and the determination of centrality [55] and symmetry plane Ψ_2 . Both V0 detectors are segmented in four rings in the radial direction with each ring divided into eight sectors in the azimuthal direction. Two tungsten-quartz neutron ZDCs, installed 112.5 meters from the interaction point on each side, are also used for event selection.

The trigger conditions and the event selection criteria can be found in Ref. [56]. Beam-induced background and pileup events are removed using an offline event selection, employing information from the V0, ZDC, and tracking detectors. The primary vertex position is determined from tracks reconstructed in the ITS and TPC as described in Ref. [50]. Approximately 10^6 Xe–Xe events in the 0–70% centrality interval, with a primary vertex position within ± 10 cm from the nominal interaction point along the beam direction, are used in the analysis. The centrality of the collision is estimated from the energy deposition measured in the V0 detector [55].

The charged-particle tracks reconstructed using the ITS and TPC within $|\eta| < 0.8$ and $0.2 \leq p_T < 5.0$ GeV/ c are used to measure the charge-dependent correlations. Each track is required to have a minimum number of 70 space points (out of a maximum of 159) with a χ^2 per TPC space point lower than 4, to cross at least 70 TPC readout rows, and to have the ratio between the number of crossed rows and the number of findable space points in the TPC larger than 0.8. The selected tracks are also required to have at least 2 ITS hits and a χ^2 per ITS hit smaller than 36. In addition, tracks are selected with a distance of closest approach (DCA) to the reconstructed vertex position smaller than 3.2 cm and 2.4 cm in the longitudinal direction (z) and transverse plane (xy), respectively. These selection criteria reduce the contamination from secondary charged particles (i.e., particles originating from weak decays, conversions, and secondary hadronic interactions in the detector material) and fake tracks (random associations of space points) and ensure a track momentum resolution better than 4% in the considered p_T interval [56]. The charged-particle track reconstruction efficiency is estimated from simulations with the HIJING event generator [57, 58] combined with the GEANT3 transport model [59]. These simulations include a detailed description of the detector response. The p_T averaged charge-dependent correlations are corrected for track reconstruction efficiency.

The charge-dependent correlations are measured using two- and three-particle correlators expressed as

$$\begin{aligned} \delta_{\alpha\beta} &\equiv \langle \cos(\varphi_\alpha - \varphi_\beta) \rangle = \langle \cos(\Delta\varphi_\alpha) \cos(\Delta\varphi_\beta) \rangle + \langle \sin(\Delta\varphi_\alpha) \sin(\Delta\varphi_\beta) \rangle \\ &= \langle v_{1,\alpha} v_{1,\beta} \rangle + B_{\text{in}} + \langle a_{1,\alpha} a_{2,\beta} \rangle + B_{\text{out}}, \end{aligned} \quad (2)$$

$$\begin{aligned} \gamma_{\alpha\beta} &\equiv \langle \cos(\varphi_\alpha + \varphi_\beta - 2\Psi_2) \rangle = \langle \cos(\Delta\varphi_\alpha) \cos(\Delta\varphi_\beta) \rangle - \langle \sin(\Delta\varphi_\alpha) \sin(\Delta\varphi_\beta) \rangle \\ &= \langle v_{1,\alpha} v_{1,\beta} \rangle + B_{\text{in}} - \langle a_{1,\alpha} a_{2,\beta} \rangle - B_{\text{out}}, \end{aligned} \quad (3)$$

where $\Delta\varphi_{\alpha(\beta)} = \varphi_{\alpha(\beta)} - \Psi_2$, and B_{in} and B_{out} denote background contributions projected onto Ψ_2 and perpendicular to it, respectively. The term $\langle v_{1,\alpha} v_{1,\beta} \rangle$ is expected to have negligible charge dependence at midrapidity [60]. In addition, $\langle v_1 \rangle$ at midrapidity is zero for a symmetric collision. While $\gamma_{\alpha\beta}$ suppresses background contributions at the level of v_2 (i.e., the relative difference between the particle production in-plane and out-of-plane), $\delta_{\alpha\beta}$ is dominated by short-range correlations unrelated to Ψ_2 (“non-flow”), such as inter-jet correlations and resonance decays.

The orientation of the symmetry plane Ψ_2 is estimated from the azimuthal distribution of the energy deposition measured by the V0A detector, with the x and y components given by

$$Q_{2,x} = \sum_j w_j \cos(2\varphi_j), \quad Q_{2,y} = \sum_j w_j \sin(2\varphi_j), \quad (4)$$

where the index j runs over the 32 sectors of the V0A detector, φ_j is the azimuthal angle of sector j defined by the geometric centre, and w_j is the amplitude of the measured signal in that sector. The symmetry plane resolution is calculated from correlations between the symmetry planes determined with

Table 1: Summary of absolute systematic uncertainties on the charge-dependent correlations. The uncertainties depend on centrality, whose minimum and maximum values are listed here.

	Opposite charge	Same charge
$\delta_{\alpha\beta}$	$(6.8 - 33) \times 10^{-5}$	$(3.8 - 13) \times 10^{-5}$
$\gamma_{\alpha\beta}$	$(1.0 - 8.3) \times 10^{-5}$	$(1.4 - 5.9) \times 10^{-5}$

the TPC, the V0A, and the V0C detectors [26]. The effect of the decorrelation of Ψ_2 between mid and forward pseudorapidity has been estimated to be less than 3% for v_2 [61]. Any non-uniform detector response is taken into account by adjusting the components of the \mathbf{Q}_2 vector using a recentering procedure (i.e., subtraction of the \mathbf{Q}_2 vector averaged over many events from the \mathbf{Q}_2 vector of each event) [62]. The non-flow contributions to the charge-dependent azimuthal correlations are greatly suppressed by the large pseudorapidity separation between the TPC and the V0A ($|\Delta\eta| > 2.0$).

The absolute systematic uncertainties were estimated from the variation of the results with different event and track-selection criteria. The event selection contributions were determined by varying the range of the reconstructed collision vertex position from the nominal interaction point along the beam direction, estimating centrality from the number of hits in the first or second layer of the ITS, and imposing stricter pileup rejection criteria than the default selection. Systematic uncertainties related to track selection criteria were evaluated by changing the ITS hit requirements, varying the minimum number of TPC space points, changing the minimum number of crossed TPC readout rows and the ratio between the number of crossed rows and the number of findable space points in the TPC, rejecting tracks close to the TPC sector boundaries to which the sensitive readout rows do not extend, and comparing any differences between results with only positive and only negative charges for pairs of particles with same charge. Finally, changes of the results due to uncertainties in the tracking efficiency arising from an imperfect description in the simulation of the relative abundances of different particle species and their different reconstruction efficiencies [63] were considered as part of the systematic uncertainties. The largest contribution to the systematic uncertainties for $\gamma_{\alpha\beta}$ and $\delta_{\alpha\beta}$ is given by the centrality estimation and track-selection criteria, respectively. The systematic uncertainties are evaluated for each centrality interval. The different sources are assumed uncorrelated and are added in quadrature as an estimate of the total systematic uncertainties if their deviations from the nominal values are significant according to the Barlow criterion [64]. The resulting systematic uncertainties increase from central to peripheral collisions and are summarised in Table 1.

3 Results

Figure 1 compares the $\delta_{\alpha\beta}$ and $\gamma_{\alpha\beta}$ correlators for same- and opposite-charge pairs in Xe–Xe collisions at $\sqrt{s_{\text{NN}}} = 5.44$ TeV to those measured in Pb–Pb collisions at $\sqrt{s_{\text{NN}}} = 5.02$ TeV [42] as a function of centrality and average charged-particle multiplicity density $\langle dN_{\text{ch}}/d\eta \rangle$ at midrapidity [65, 66]. The results for same-charge pairs denote the average between pairs of particles with only positive and only negative charges since the two combinations are consistent within statistical uncertainties. Both correlators exhibit strong dependence on the charge-sign combination and qualitatively similar centrality dependence in the two systems. For $\delta_{\alpha\beta}$, the magnitude of the same- and opposite-charge pair correlations is positive and increases from central to peripheral collisions. In contrast to the CME expectation, the correlation for the opposite-charge pairs is stronger than for the same-charge combinations, indicating that background dominates these measurements. For $\gamma_{\alpha\beta}$, the magnitude of opposite-charge pair correlations is close to zero within uncertainties for most of the centrality intervals, while it decreases from central to peripheral collisions becoming more negative for same-charge pairs. Thus, the correlation of opposite-charge pairs is weaker than for same-charge pairs. This ordering is compatible with a charge separation with respect to the reaction plane expected in the presence of the CME.

The $\delta_{\alpha\beta}$ for same-charge pairs shows small (if any) differences between Xe–Xe and Pb–Pb collisions

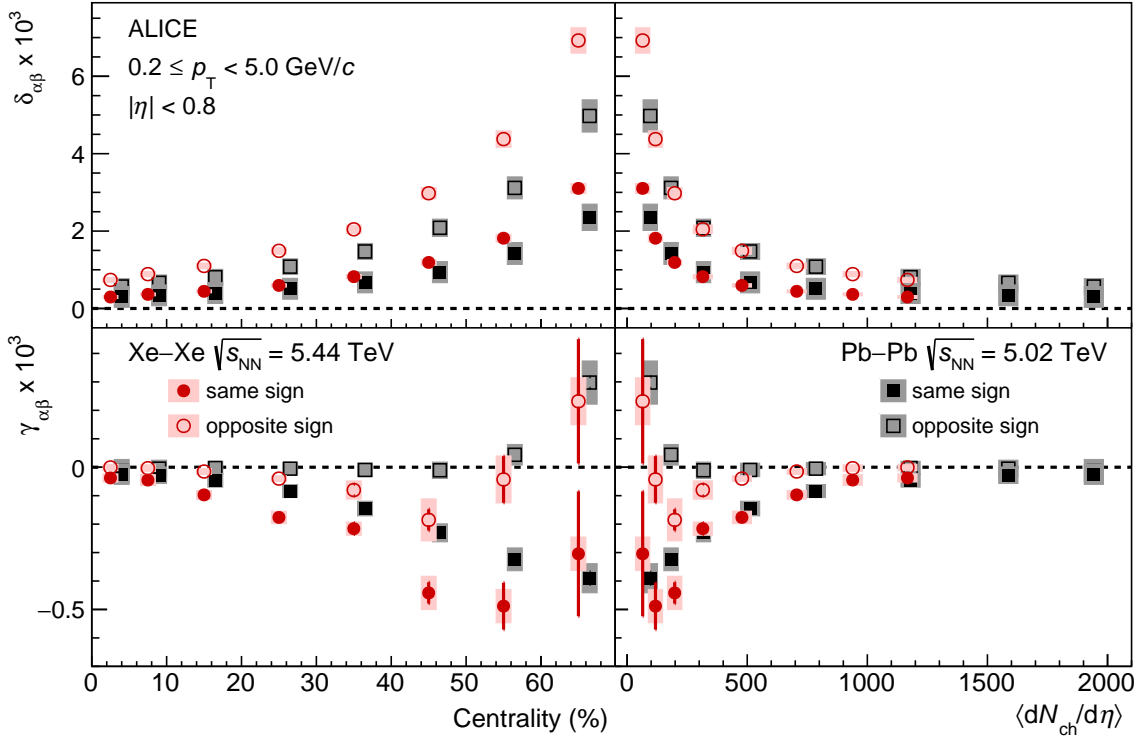


Figure 1: The $\delta_{\alpha\beta}$ (top panels) and $\gamma_{\alpha\beta}$ (bottom panels) correlators as a function of centrality (left panels) and charged-particle density [65, 66] (right panels) for pairs of particles with same (closed markers) and opposite (open markers) charges from Xe–Xe collisions at $\sqrt{s_{NN}} = 5.44$ TeV (red circles) compared to Pb–Pb collisions at $\sqrt{s_{NN}} = 5.02$ TeV (black squares) [42]. The Pb–Pb points are slightly shifted along the horizontal axis for better visibility in the left panels. Bars (boxes) denote statistical (systematic) uncertainties.

within uncertainties, while the correlations for opposite-charge pairs have larger magnitude in Xe–Xe collisions in the 10–70% centrality interval. The $\gamma_{\alpha\beta}$ for same- and opposite-charge pairs from Xe–Xe and Pb–Pb collisions have similar magnitudes within uncertainties in the 0–10% and 50–70% centrality ranges, while the correlations are stronger in Xe–Xe collisions in the 10–50% centrality interval. These observations can be attributed to the different number of particles produced in the collision within a given centrality interval between the two systems that dilutes the correlations. This is supported by the fact that the $\delta_{\alpha\beta}$ and $\gamma_{\alpha\beta}$ for same- and opposite-charge pairs from Xe–Xe collisions are consistent within uncertainties with the corresponding Pb–Pb results when reported as a function of $\langle dN_{ch}/d\eta \rangle$.

The $\gamma_{\alpha\beta}$ correlator is also investigated as a function of the pseudorapidity difference $\Delta\eta = |\eta_\alpha - \eta_\beta|$, the transverse momentum difference $\Delta p_T = |p_{T\alpha} - p_{T\beta}|$, and the average transverse momentum $\langle p_T \rangle = (p_{T\alpha} + p_{T\beta})/2$ of the pair. Figure 2 presents these results for same- and opposite-charge pairs in the 20–30% centrality interval compared to measurements performed in 30–40% Pb–Pb collisions [42]. Different Xe–Xe and Pb–Pb centrality intervals are selected since they have similar transverse densities ($1/S dN_{ch}/d\eta \sim 10 \text{ fm}^{-2}$ with S being the transverse area) and transverse sizes ($R = \sqrt{S/\pi} \sim 4 \text{ fm}$) [44], thus the contribution from dilution effects is comparable. In addition, the value of v_2/ε_2 (ε_2 is the second-order eccentricity coefficient and characterises the elliptic shape of the initial geometry) and the influence of radial flow are similar in the two systems for these centrality classes [44, 56]. The opposite-charge pair correlations from Xe–Xe collisions show a weak dependence on $\Delta\eta$ and $\langle p_T \rangle$, while they increase with increasing Δp_T of the pair. The correlations for the same-charge pairs do not exhibit any significant dependence on Δp_T and $\langle p_T \rangle$ within uncertainties. These correlations show a strong

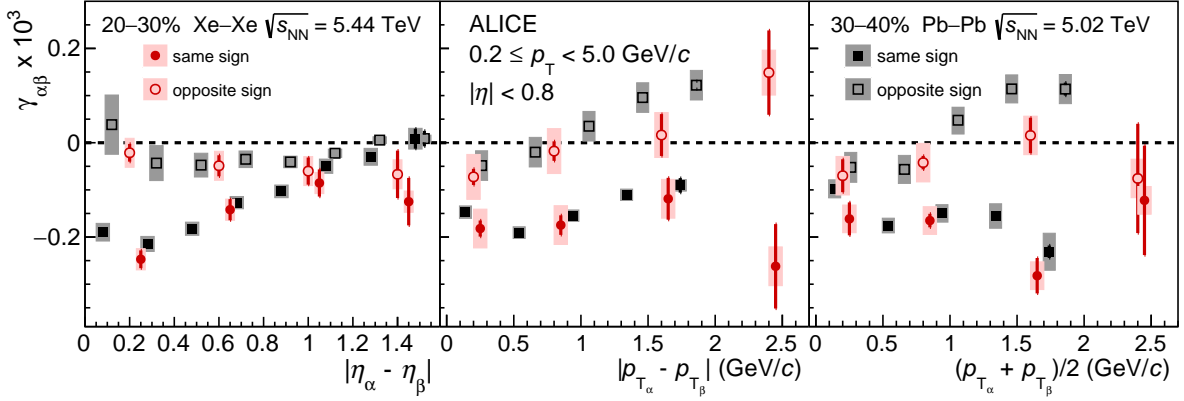


Figure 2: The dependence of $\gamma_{\alpha\beta}$ on the pseudorapidity difference $|\eta_\alpha - \eta_\beta|$ (left panel), the transverse momentum difference $|p_{T_\alpha} - p_{T_\beta}|$ (middle panel), and the average transverse momentum $(p_{T_\alpha} + p_{T_\beta})/2$ (right panel) for pairs of particles with same (closed markers) and opposite (open markers) charges from 20–30% Xe–Xe collisions at $\sqrt{s_{NN}} = 5.44$ TeV (red circles) compared to results from 30–40% Pb–Pb collisions at $\sqrt{s_{NN}} = 5.02$ TeV (black squares) [42]. The Pb–Pb and Xe–Xe same-charge points are slightly shifted along the horizontal axis for better visibility in all panels. Bars (boxes) denote statistical (systematic) uncertainties.

dependence on $\Delta\eta$ with a width of approximately one unit in pseudorapidity difference. The Xe–Xe and Pb–Pb results are compatible within uncertainties demonstrating similar behaviour of this observable despite the differences in the magnetic field.

To get insight into the origin of the charge-dependent effects observed in Xe–Xe collisions, two different approaches were investigated. The first one relies on a blast wave (BW) model based on a parameterisation from Ref. [67]. Input parameters of the model are tuned to describe the p_T spectra [68] and the p_T -differential v_2 values [69] of charged pions and kaons, as well as of protons and antiprotons, measured in the same collision system and centre-of-mass energy. To account for the main source of background in the measurements reported in this article, the model was further extended by including effects from local charge conservation (LCC). This was done by generating sources uniformly at the surface of the ellipse that surrounds the centre of the system and allowing them to decay into particles with opposite charge. In this extension of the BW model, the number of sources that emit oppositely-charged pairs is tuned separately for each centrality interval to reproduce the centrality dependence of $\Delta\delta_{\alpha\beta} \equiv \delta_{\alpha\beta}^{\text{opp.}} - \delta_{\alpha\beta}^{\text{same}}$, the correlator that is mainly sensitive to background effects. This is illustrated in the upper panel of Fig. 3, where the BW curve is represented by the blue, solid line that goes through the experimental data points. The tuned model is then used to extract the expectation for the centrality dependence of $\Delta\gamma_{\alpha\beta} \equiv \gamma_{\alpha\beta}^{\text{opp.}} - \gamma_{\alpha\beta}^{\text{same}}$, shown in the lower panel of Fig. 3. The width of the band reflects the uncertainty obtained by propagating the corresponding uncertainties of the model parameters using a sub-sampling method. It can be seen that the BW model describes fairly well the measured data points for all centrality intervals. This is in contrast to the picture that emerged in Pb–Pb collisions, where following a similar procedure the same model underestimated the measurements of $\Delta\gamma_{\alpha\beta}$ by as much as $\approx 40\%$ [42].

Additional insight can be obtained by comparing the results with calculations from the Anomalous Viscous Fluid Dynamics (AVFD) model [46–48]. It relies on a Glauber model description of the initial state of the collision and accounts for the development of the early-stage electromagnetic fields as well as for the propagation of anomalous fermion currents. The expanding medium is described using a 2+1 dimensional viscous hydrodynamics (VISH2+1) code [70] which is coupled to a hadron cascade model (UrQMD) [71, 72]. Within AVFD, the final-state CME signal induced by the initial chirality imbalance is controlled by the axial current density n_5/s . At the same time, the relevant background in AVFD is

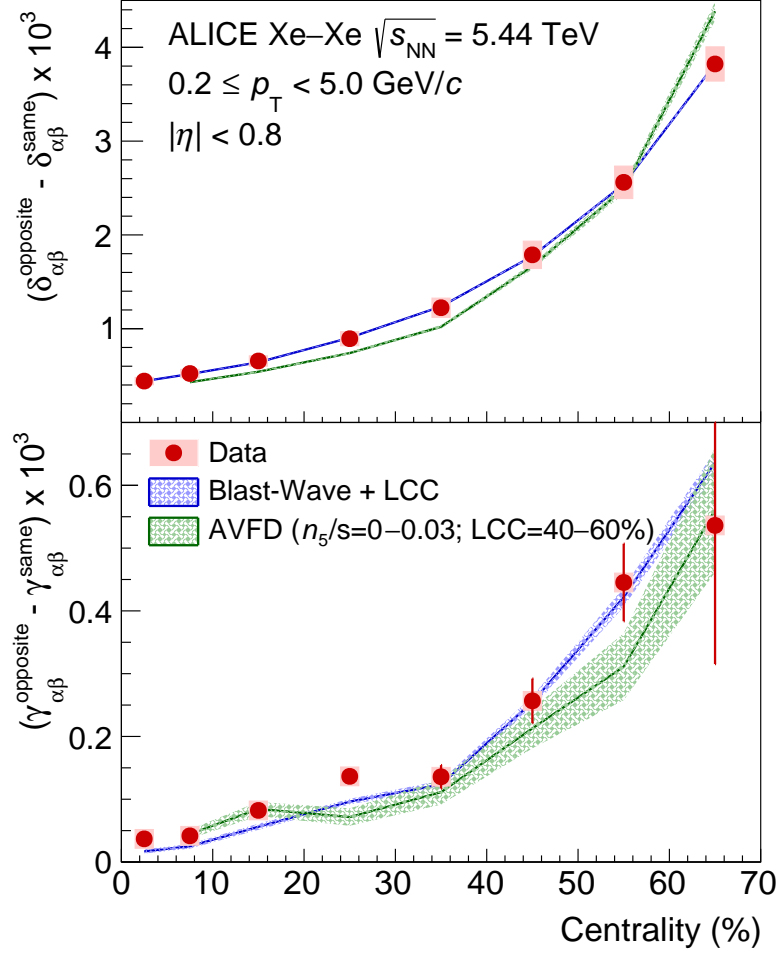


Figure 3: Centrality evolution of the difference between opposite- and same-charge pair correlations for $\delta_{\alpha\beta}$ (top panel) and $\gamma_{\alpha\beta}$ (bottom panel) compared to model calculations: blast wave (BW) parameterisation [67] coupled to local charge conservation (LCC) effects (blue curves) and Anomalous Viscous Fluid Dynamics (AVFD) [46, 47] (green curves). The BW+LCC model is tuned to reproduce the centrality dependence of $\Delta\delta_{\alpha\beta}$, while AVFD is tuned to describe simultaneously the centrality dependence of $\Delta\delta_{\alpha\beta}$ and $\Delta\gamma_{\alpha\beta}$. Bars (boxes) denote statistical (systematic) uncertainties on the data points, while the thickness of the curves represents the uncertainties on the model calculations.

governed by the amount of positive and negative charged partners emitted from the same fluid element relative to the total multiplicity of the event, i.e., the LCC percentage. The model was first calibrated to describe the centrality dependence of both the charged-particle density [66] and the elliptic flow [44]. As a second step, the dependence of $\Delta\delta_{\alpha\beta}$ and $\Delta\gamma_{\alpha\beta}$ on both the CME signal and the background was determined, by analysing samples with either increasing values of n_5/s or LCC percentage, respectively [45]. These results made it possible to extract the combination of n_5/s and LCC percentage that describes the data and led to a quantitative simultaneous description of the centrality dependence of $\Delta\delta_{\alpha\beta}$ and $\Delta\gamma_{\alpha\beta}$ [45]. This is illustrated in the two panels of Fig. 3. Also in this case, the width of the band reflects the uncertainty obtained by propagating the corresponding uncertainties of the model parameters using a sub-sampling method. The experimental data points can be described by large values of LCC contribution, between 40% and 60% for peripheral and more central Xe–Xe collisions, respectively. In addition, the values of n_5/s extracted from this procedure did not exhibit any significant centrality dependence and

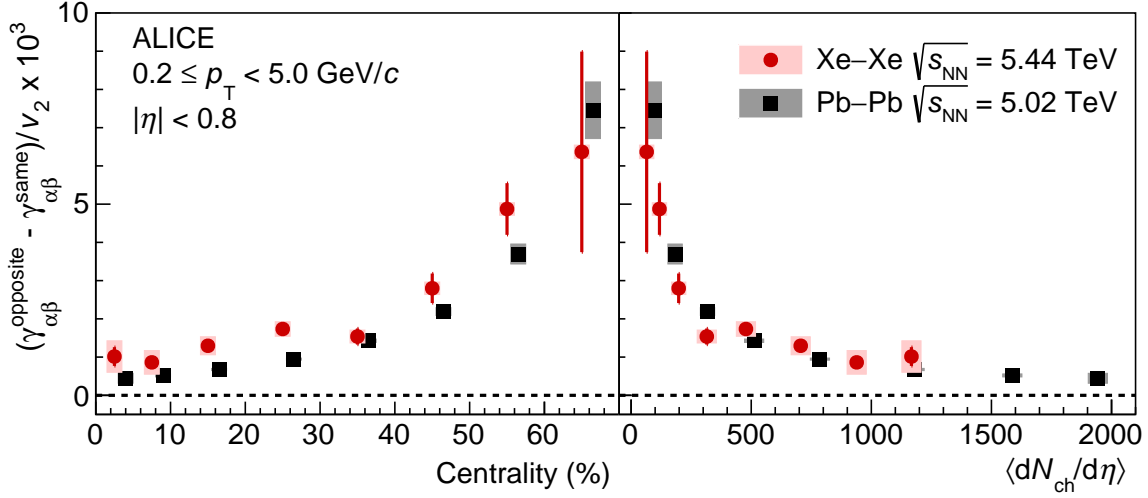


Figure 4: Difference between opposite- and same-charge pair correlations for $\gamma_{\alpha\beta}$ divided by v_2 [44] as a function of centrality (left) and charged-particle density (right) compared to results from Pb–Pb collisions at $\sqrt{s_{\text{NN}}} = 5.02$ TeV [42]. The Pb–Pb points are slightly shifted along the horizontal axis for better visibility in the left panel. Bars (boxes) denote statistical (systematic) uncertainties.

were compatible with zero within uncertainties [45]. Similar to the conclusion extracted from the BW model, the study within the AVFD framework indicates that the experimental measurements in Xe–Xe collisions are dominated by background.

The charge separation effect can be further studied using the difference between opposite- and same-charge pair correlations $\Delta\gamma_{\alpha\beta}$ and the CME signal expectations from MC calculations employed as guidance. A comparison between $\Delta\gamma_{\alpha\beta}$ divided by v_2 [44] in Xe–Xe collisions and that measured in Pb–Pb collisions [42] is presented as a function of centrality and charged-particle density [65, 66] in Fig. 4. The value of $\Delta\gamma_{\alpha\beta}/v_2$ is positive for all centralities and its magnitude increases from central to peripheral collisions. Furthermore, it is slightly higher in Xe–Xe than Pb–Pb collisions in the 10–60% centrality interval. However, the Xe–Xe and Pb–Pb data points fall approximately onto the same curve when reported as a function of $\langle dN_{\text{ch}}/d\eta \rangle$.

The expected centrality dependence of the CME signal in Xe–Xe and Pb–Pb collisions is estimated from MC Glauber [73] simulations including a magnetic field [39]. In these calculations, the ^{208}Pb nucleus is spherical while the ^{129}Xe nucleus is deformed with a deformation parameter $\beta_2 = 0.18 \pm 0.02$ [55]. The centrality classes are determined from the multiplicity of charged particles in the acceptance of the V0 detector, which is generated according to a negative binomial distribution with parameters taken from Ref. [74]. The magnetic field is calculated at the origin from the number of spectator protons using Eq. (A.6) from Ref. [19] with the proper time $\tau = 0.1$ fm/c. Figure 5 shows the centrality dependence of $\langle (eB)^2 \cos(2(\Psi_B - \Psi_2)) \rangle$ (Ψ_B is the direction of the magnetic field \vec{B}), which is the expected CME signal contribution in $\gamma_{\alpha\beta}$, for the two collision systems. The expected CME signal is stronger in Pb–Pb than Xe–Xe collisions in a given centrality interval due to the smaller magnetic field strength and a larger decorrelation between Ψ_B and Ψ_2 in Xe–Xe collisions. Similar results are found using T_RENTo [75] initial conditions. This observation coupled to the agreement of $\Delta\gamma_{\alpha\beta}$ between the two collision systems (see Fig. 4) points to a large background contribution to $\gamma_{\alpha\beta}$ in Xe–Xe collisions.

The large differences in the CME signal expectations and the small variations in v_2 ($< 10\%$ for the 5–70% centrality interval) [44] between the two collision systems can be used to disentangle the potential

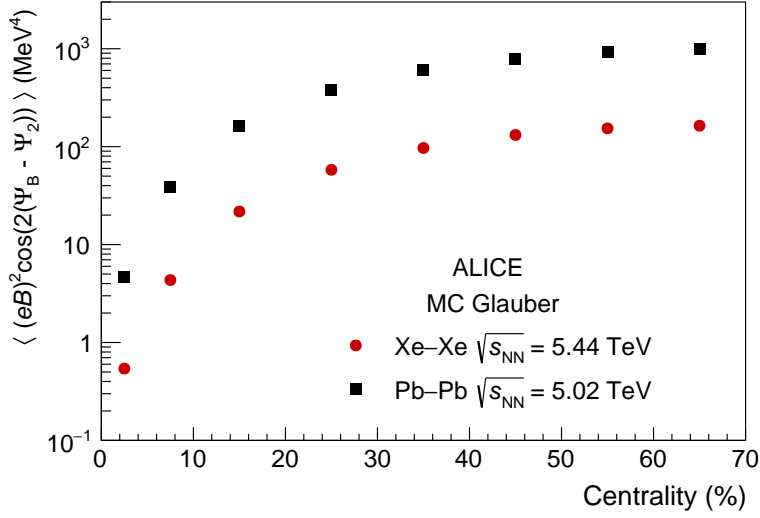


Figure 5: The expected CME signal as a function of centrality from MC Glauber simulations for Xe–Xe and Pb–Pb collisions [73] (see text for details).

CME signal from the background in Xe–Xe and Pb–Pb collisions. Assuming that both the CME signal and the background scale with $dN_{\text{ch}}/d\eta$, the charge dependence of $\gamma_{\alpha\beta}$ for the two collision systems can be expressed using a two-component approach similar to the one proposed in Ref. [76]

$$\Gamma^{\text{Xe–Xe}} = sB^{\text{Xe–Xe}} + bv_2^{\text{Xe–Xe}}, \quad (5)$$

$$\Gamma^{\text{Pb–Pb}} = sB^{\text{Pb–Pb}} + bv_2^{\text{Pb–Pb}}, \quad (6)$$

where $\Gamma \equiv \gamma_{\alpha\beta} dN_{\text{ch}}/d\eta$, $B \equiv \langle (eB)^2 \cos(2(\Psi_B - \Psi_2)) \rangle$, and v_2 is taken from Ref. [44] and $\gamma_{\alpha\beta}^{\text{Pb–Pb}}$ from Ref. [42]. The s and b parameters quantify the signal and background contributions, respectively, and do not depend on collision system within a given centrality interval as a result of the assumption that both scale with $dN_{\text{ch}}/d\eta$. While the $dN_{\text{ch}}/d\eta$ scaling is expected for b since it is dominated by flowing clusters [25], the domains responsible for s can be considered small and thus they can be regarded as “usual” clusters which scale with $dN_{\text{ch}}/d\eta$. This scaling is further supported by the AVFD calculations performed for Pb–Pb and Xe–Xe collisions [45]. The s and b parameters can be used to calculate the fractions of the CME signal (denoted as f_{CME}) in Xe–Xe and Pb–Pb collisions as

$$f_{\text{CME}} = \frac{sB}{sB + bv_2}. \quad (7)$$

The smaller CME signal in Xe–Xe collisions also results in a tighter limit on f_{CME} in Xe–Xe than in Pb–Pb collisions. It is worth noting that the CME fractions in the two collision systems are correlated because both are calculated with the same s and b parameters, extracted from the data using Eqs. 5 and 6.

Figure 6 presents the centrality dependence of f_{CME} in Xe–Xe and Pb–Pb collisions for the two models used in this study. The uncertainties in the CME fractions are obtained adding in quadrature the statistical and systematic uncertainties in Eqs. 5 and 6. The f_{CME} does not depend significantly on the proper time used to calculate the magnetic field since varying the value from 0.1 fm/c to 0.01 fm/c, 0.5 fm/c, and 1 fm/c yields similar CME fractions. Furthermore, the dependence on the centrality range used in Pb–Pb collisions has been studied. The analysis was performed using only a single centrality interval of Pb–Pb collisions and all Xe–Xe centrality classes. For all eight Pb–Pb centrality intervals, a good

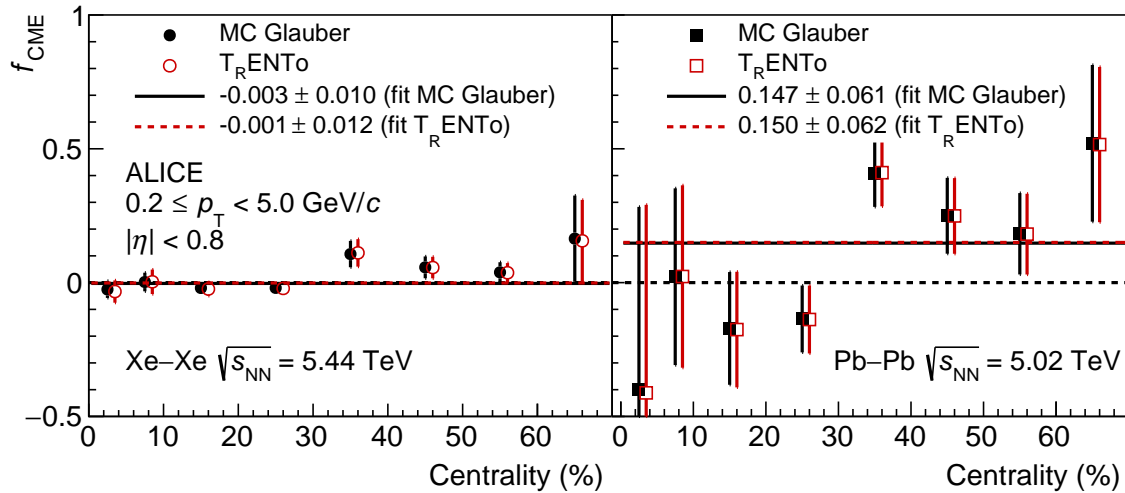


Figure 6: Centrality dependence of the CME fraction extracted using Eq. 7 with the expected CME signal from MC Glauber [73] (closed markers) and T_RENTo [75] (open markers) models (see text for details). The T_RENTo points are slightly shifted along the horizontal axis for better visibility.

agreement is found with the nominal f_{CME} . The f_{CME} is compatible with zero up to 30% centrality in both systems and then becomes positive for midcentral and peripheral collisions with larger values in Pb–Pb than in Xe–Xe. The CME fraction for the 0–30% centrality interval in Pb–Pb collisions agrees with the one reported in Ref. [42]. Fitting the data points in the centrality range 0–70% with a constant function neglecting any centrality dependence gives $f_{\text{CME}} = -0.003 \pm 0.010$ ($f_{\text{CME}} = -0.001 \pm 0.012$) and $f_{\text{CME}} = 0.147 \pm 0.061$ ($f_{\text{CME}} = 0.150 \pm 0.062$) for MC Glauber (T_RENTo) initial conditions in Xe–Xe and Pb–Pb collisions, respectively. These results are consistent with zero CME fraction in Xe–Xe collisions and correspond to upper limits on f_{CME} of 2% (3%) and 25% (32%) at 95% (99.7%) confidence level for the 0–70% centrality interval in Xe–Xe and Pb–Pb collisions, respectively. The limits are estimated assuming Gaussian uncertainties.

4 Summary

The charge-dependent two- and three-particle correlators $\delta_{\alpha\beta}$ and $\gamma_{\alpha\beta}$ have been measured in Xe–Xe collisions at $\sqrt{s_{\text{NN}}} = 5.44$ TeV. The charge dependence of these correlators is strongly correlated with centrality, increasing from central to peripheral collisions, and is qualitatively similar to those reported in Pb–Pb collisions. The difference between the Xe–Xe and Pb–Pb results mostly arises from dilution effects since the data points from both collision systems fall approximately onto the same curve when presented as a function of charged-particle density. Monte Carlo simulations with different initial state models predict a significantly larger magnitude of the CME signal in Pb–Pb than Xe–Xe collisions, which implies that the dominant contribution to $\gamma_{\alpha\beta}$ in Xe–Xe collisions is due to background effects. The magnitude of the charge dependence of $\gamma_{\alpha\beta}$ is described over the entire centrality range by a blast wave parameterisation that incorporates local charge conservation tuned to reproduce the components of the background. This magnitude is also reproduced by Anomalous Viscous Fluid Dynamics calculations with large contributions from local charge conservation effects and values of the CME signal close to zero, thus indicating that the background is the dominant contribution to the three-particle correlator. In order to get a quantitative estimate of the signal and background contributions, the measured values of $\gamma_{\alpha\beta}$ in Xe–Xe and Pb–Pb collisions are compared using a two-component approach. This procedure allows one to estimate the fraction of the CME signal in both collision systems. Averaging over the

0–70% centrality interval, an upper limit of 2% (3%) and 25% (32%) is estimated at 95% (99.7%) confidence level for the CME contribution to the charge dependence of $\gamma_{\alpha\beta}$ in Xe–Xe and Pb–Pb collisions, respectively.

Acknowledgements

The ALICE Collaboration would like to thank all its engineers and technicians for their invaluable contributions to the construction of the experiment and the CERN accelerator teams for the outstanding performance of the LHC complex. The ALICE Collaboration gratefully acknowledges the resources and support provided by all Grid centres and the Worldwide LHC Computing Grid (WLCG) collaboration. The ALICE Collaboration acknowledges the following funding agencies for their support in building and running the ALICE detector: A. I. Alikhanyan National Science Laboratory (Yerevan Physics Institute) Foundation (ANSL), State Committee of Science and World Federation of Scientists (WFS), Armenia; Austrian Academy of Sciences, Austrian Science Fund (FWF): [M 2467-N36] and Nationalstiftung für Forschung, Technologie und Entwicklung, Austria; Ministry of Communications and High Technologies, National Nuclear Research Center, Azerbaijan; Conselho Nacional de Desenvolvimento Científico e Tecnológico (CNPq), Financiadora de Estudos e Projetos (Finep), Fundação de Amparo à Pesquisa do Estado de São Paulo (FAPESP) and Universidade Federal do Rio Grande do Sul (UFRGS), Brazil; Bulgarian Ministry of Education and Science, within the National Roadmap for Research Infrastructures 2020-2027 (object CERN), Bulgaria; Ministry of Education of China (MOEC), Ministry of Science & Technology of China (MSTC) and National Natural Science Foundation of China (NSFC), China; Ministry of Science and Education and Croatian Science Foundation, Croatia; Centro de Aplicaciones Tecnológicas y Desarrollo Nuclear (CEADEN), Cubaenergía, Cuba; Ministry of Education, Youth and Sports of the Czech Republic, Czech Republic; The Danish Council for Independent Research | Natural Sciences, the VILLUM FONDEN and Danish National Research Foundation (DNRF), Denmark; Helsinki Institute of Physics (HIP), Finland; Commissariat à l’Energie Atomique (CEA) and Institut National de Physique Nucléaire et de Physique des Particules (IN2P3) and Centre National de la Recherche Scientifique (CNRS), France; Bundesministerium für Bildung und Forschung (BMBF) and GSI Helmholtzzentrum für Schwerionenforschung GmbH, Germany; General Secretariat for Research and Technology, Ministry of Education, Research and Religions, Greece; National Research, Development and Innovation Office, Hungary; Department of Atomic Energy Government of India (DAE), Department of Science and Technology, Government of India (DST), University Grants Commission, Government of India (UGC) and Council of Scientific and Industrial Research (CSIR), India; National Research and Innovation Agency - BRIN, Indonesia; Istituto Nazionale di Fisica Nucleare (INFN), Italy; Japanese Ministry of Education, Culture, Sports, Science and Technology (MEXT) and Japan Society for the Promotion of Science (JSPS) KAKENHI, Japan; Consejo Nacional de Ciencia (CONACYT) y Tecnología, through Fondo de Cooperación Internacional en Ciencia y Tecnología (FONCICYT) and Dirección General de Asuntos del Personal Académico (DGAPA), Mexico; Nederlandse Organisatie voor Wetenschappelijk Onderzoek (NWO), Netherlands; The Research Council of Norway, Norway; Commission on Science and Technology for Sustainable Development in the South (COMSATS), Pakistan; Pontificia Universidad Católica del Perú, Peru; Ministry of Education and Science, National Science Centre and WUT ID-UB, Poland; Korea Institute of Science and Technology Information and National Research Foundation of Korea (NRF), Republic of Korea; Ministry of Education and Scientific Research, Institute of Atomic Physics, Ministry of Research and Innovation and Institute of Atomic Physics and Universitatea Nationala de Stiinta si Tehnologie Politehnica Bucuresti, Romania; Ministry of Education, Science, Research and Sport of the Slovak Republic, Slovakia; National Research Foundation of South Africa, South Africa; Swedish Research Council (VR) and Knut & Alice Wallenberg Foundation (KAW), Sweden; European Organization for Nuclear Research, Switzerland; Suranaree University of Technology (SUT), National Science and Technology Development Agency (NSTDA) and National Science, Research and Innovation Fund (NSRF via PMU-B B05F650021), Thailand; Turkish Energy,

Nuclear and Mineral Research Agency (TENMAK), Turkey; National Academy of Sciences of Ukraine, Ukraine; Science and Technology Facilities Council (STFC), United Kingdom; National Science Foundation of the United States of America (NSF) and United States Department of Energy, Office of Nuclear Physics (DOE NP), United States of America. In addition, individual groups or members have received support from: Marie Skłodowska Curie, European Research Council, Strong 2020 - Horizon 2020 (grant nos. 950692, 824093, 896850), European Union; ICSC - Centro Nazionale di Ricerca in High Performance Computing, Big Data and Quantum Computing, European Union - NextGenerationEU; Academy of Finland (Center of Excellence in Quark Matter) (grant nos. 346327, 346328), Finland; Programa de Apoyos para la Superación del Personal Académico, UNAM, Mexico.

References

- [1] E. V. Shuryak, “Quark-Gluon Plasma and Hadronic Production of Leptons, Photons and Psions”, *Phys. Lett. B* **78** (1978) 150.
- [2] F. Karsch, E. Laermann, and A. Peikert, “Quark mass and flavor dependence of the QCD phase transition”, *Nucl. Phys. B* **605** (2001) 579–599, arXiv:hep-lat/0012023.
- [3] F. Karsch, E. Laermann, and A. Peikert, “The Pressure in two flavor, (2+1)-flavor and three flavor QCD”, *Phys. Lett. B* **478** (2000) 447–455, arXiv:hep-lat/0002003.
- [4] F. Karsch, “Lattice results on QCD thermodynamics”, *Nucl. Phys. A* **698** (2002) 199–208, arXiv:hep-ph/0103314.
- [5] C. R. Allton *et al.*, “The QCD thermal phase transition in the presence of a small chemical potential”, *Phys. Rev. D* **66** (2002) 074507, arXiv:hep-lat/0204010.
- [6] A. Bazavov *et al.*, “Equation of state and QCD transition at finite temperature”, *Phys. Rev. D* **80** (2009) 014504, arXiv:0903.4379 [hep-lat].
- [7] A. Bazavov *et al.*, “The chiral and deconfinement aspects of the QCD transition”, *Phys. Rev. D* **85** (2012) 054503, arXiv:1111.1710 [hep-lat].
- [8] S. Borsanyi *et al.*, “The QCD equation of state with dynamical quarks”, *JHEP* **11** (2010) 077, arXiv:1007.2580 [hep-lat].
- [9] CMS Collaboration, S. Chatrchyan *et al.*, “Measurement of the pseudorapidity and centrality dependence of the transverse energy density in PbPb collisions at $\sqrt{s_{NN}} = 2.76$ TeV”, *Phys. Rev. Lett.* **109** (2012) 152303, arXiv:1205.2488 [nucl-ex].
- [10] ALICE Collaboration, J. Adam *et al.*, “Direct photon production in Pb–Pb collisions at $\sqrt{s_{NN}} = 2.76$ TeV”, *Phys. Lett. B* **754** (2016) 235–248, arXiv:1509.07324 [nucl-ex].
- [11] ALICE Collaboration, J. Adam *et al.*, “Measurement of transverse energy at midrapidity in Pb–Pb collisions at $\sqrt{s_{NN}} = 2.76$ TeV”, *Phys. Rev. C* **94** (2016) 034903, arXiv:1603.04775 [nucl-ex].
- [12] T. Lee, “A Theory of Spontaneous T Violation”, *Phys. Rev. D* **8** (1973) 1226–1239.
- [13] T. Lee and G. Wick, “Vacuum Stability and Vacuum Excitation in a Spin 0 Field Theory”, *Phys. Rev. D* **9** (1974) 2291–2316.
- [14] P. Morley and I. Schmidt, “Strong P, CP, T Violations in Heavy Ion Collisions”, *Z. Phys. C* **26** (1985) 627.

- [15] D. Kharzeev, R. Pisarski, and M. H. Tytgat, “Possibility of spontaneous parity violation in hot QCD”, *Phys. Rev. Lett.* **81** (1998) 512–515, arXiv:hep-ph/9804221.
- [16] D. Kharzeev and R. D. Pisarski, “Pionic measures of parity and CP violation in high-energy nuclear collisions”, *Phys. Rev. D* **61** (2000) 111901, arXiv:hep-ph/9906401.
- [17] D. E. Kharzeev, “Topology, magnetic field, and strongly interacting matter”, *Ann. Rev. Nucl. Part. Sci.* **65** (2015) 193–214, arXiv:1501.01336 [hep-ph].
- [18] D. Kharzeev and A. Zhitnitsky, “Charge separation induced by P-odd bubbles in QCD matter”, *Nucl. Phys. A* **797** (2007) 67–79, arXiv:0706.1026 [hep-ph].
- [19] D. E. Kharzeev, L. D. McLerran, and H. J. Warringa, “The Effects of topological charge change in heavy ion collisions: ‘Event by event P and CP violation’”, *Nucl. Phys. A* **803** (2008) 227–253, arXiv:0711.0950 [hep-ph].
- [20] K. Fukushima, D. E. Kharzeev, and H. J. Warringa, “The Chiral Magnetic Effect”, *Phys. Rev. D* **78** (2008) 074033, arXiv:0808.3382 [hep-ph].
- [21] V. Skokov, A. Illarionov, and V. Toneev, “Estimate of the magnetic field strength in heavy-ion collisions”, *Int. J. Mod. Phys. A* **24** (2009) 5925–5932, arXiv:0907.1396 [nucl-th].
- [22] A. Bzdak and V. Skokov, “Event-by-event fluctuations of magnetic and electric fields in heavy ion collisions”, *Phys. Lett. B* **710** (2012) 171–174, arXiv:1111.1949 [hep-ph].
- [23] W.-T. Deng and X.-G. Huang, “Event-by-event generation of electromagnetic fields in heavy-ion collisions”, *Phys. Rev. C* **85** (2012) 044907, arXiv:1201.5108 [nucl-th].
- [24] S. Voloshin and Y. Zhang, “Flow study in relativistic nuclear collisions by Fourier expansion of Azimuthal particle distributions”, *Z. Phys.* **C70** (1996) 665–672, arXiv:hep-ph/9407282.
- [25] S. A. Voloshin, “Parity violation in hot QCD: How to detect it”, *Phys. Rev.* **C70** (2004) 057901, arXiv:hep-ph/0406311.
- [26] A. M. Poskanzer and S. A. Voloshin, “Methods for analyzing anisotropic flow in relativistic nuclear collisions”, *Phys. Rev.* **C58** (1998) 1671–1678, arXiv:nucl-ex/9805001.
- [27] **STAR** Collaboration, B. I. Abelev *et al.*, “Azimuthal Charged-Particle Correlations and Possible Local Strong Parity Violation”, *Phys. Rev. Lett.* **103** (2009) 251601, arXiv:0909.1739 [nucl-ex].
- [28] **STAR** Collaboration, B. I. Abelev *et al.*, “Observation of charge-dependent azimuthal correlations and possible local strong parity violation in heavy ion collisions”, *Phys. Rev. C* **81** (2010) 054908, arXiv:0909.1717 [nucl-ex].
- [29] **ALICE** Collaboration, B. Abelev *et al.*, “Charge separation relative to the reaction plane in Pb–Pb collisions at $\sqrt{s_{NN}} = 2.76$ TeV”, *Phys. Rev. Lett.* **110** (2013) 012301, arXiv:1207.0900 [nucl-ex].
- [30] **ALICE** Collaboration, K. Aamodt *et al.*, “Charged-particle multiplicity density at mid-rapidity in central Pb–Pb collisions at $\sqrt{s_{NN}} = 2.76$ TeV”, *Phys. Rev. Lett.* **105** (2010) 252301, arXiv:1011.3916 [nucl-ex].
- [31] **ALICE** Collaboration, K. Aamodt *et al.*, “Centrality dependence of the charged-particle multiplicity density at mid-rapidity in Pb–Pb collisions at $\sqrt{s_{NN}} = 2.76$ TeV”, *Phys. Rev. Lett.* **106** (2011) 032301, arXiv:1012.1657 [nucl-ex].

- [32] F. Wang, “Effects of Cluster Particle Correlations on Local Parity Violation Observables”, *Phys. Rev. C* **81** (2010) 064902, arXiv:0911.1482 [nucl-ex].
- [33] A. Bzdak, V. Koch, and J. Liao, “Remarks on possible local parity violation in heavy ion collisions”, *Phys. Rev. C* **81** (2010) 031901, arXiv:0912.5050 [nucl-th].
- [34] J. Liao, V. Koch, and A. Bzdak, “Charge separation effect in relativistic heavy ion collisions”, *Phys. Rev. C* **82** (Nov, 2010) 054902.
- [35] S. Schlichting and S. Pratt, “Charge conservation at energies available at the BNL Relativistic Heavy Ion Collider and contributions to local parity violation observables”, *Phys. Rev. C* **83** (2011) 014913, arXiv:1009.4283 [nucl-th].
- [36] S. Pratt, S. Schlichting, and S. Gavin, “Effects of Momentum Conservation and Flow on Angular Correlations at RHIC”, *Phys. Rev. C* **84** (2011) 024909, arXiv:1011.6053 [nucl-th].
- [37] CMS Collaboration, V. Khachatryan *et al.*, “Observation of charge-dependent azimuthal correlations in p -Pb collisions and its implication for the search for the chiral magnetic effect”, *Phys. Rev. Lett.* **118** (2017) 122301, arXiv:1610.00263 [nucl-ex].
- [38] STAR Collaboration, J. Adam *et al.*, “Charge-dependent pair correlations relative to a third particle in $p + Au$ and $d + Au$ collisions at RHIC”, *Phys. Lett. B* **798** (2019) 134975, arXiv:1906.03373 [nucl-ex].
- [39] ALICE Collaboration, S. Acharya *et al.*, “Constraining the magnitude of the Chiral Magnetic Effect with Event Shape Engineering in Pb–Pb collisions at $\sqrt{s_{NN}} = 2.76$ TeV”, *Phys. Lett. B* **777** (2018) 151–162, arXiv:1709.04723 [nucl-ex].
- [40] J. Schukraft, A. Timmins, and S. A. Voloshin, “Ultra-relativistic nuclear collisions: event shape engineering”, *Phys. Lett. B* **719** (2013) 394–398, arXiv:1208.4563 [nucl-ex].
- [41] CMS Collaboration, A. M. Sirunyan *et al.*, “Constraints on the chiral magnetic effect using charge-dependent azimuthal correlations in pPb and $PbPb$ collisions at the CERN Large Hadron Collider”, *Phys. Rev. C* **97** (2018) 044912, arXiv:1708.01602 [nucl-ex].
- [42] ALICE Collaboration, S. Acharya *et al.*, “Constraining the Chiral Magnetic Effect with charge-dependent azimuthal correlations in Pb–Pb collisions at $\sqrt{s_{NN}} = 2.76$ and 5.02 TeV”, *JHEP* **09** (2020) 160, arXiv:2005.14640 [nucl-ex].
- [43] STAR Collaboration, M. Abdallah *et al.*, “Search for the chiral magnetic effect with isobar collisions at $\sqrt{s_{NN}}=200$ GeV by the STAR Collaboration at the BNL Relativistic Heavy Ion Collider”, *Phys. Rev. C* **105** (2022) 014901, arXiv:2109.00131 [nucl-ex].
- [44] ALICE Collaboration, S. Acharya *et al.*, “Anisotropic flow in Xe–Xe collisions at $\sqrt{s_{NN}} = 5.44$ TeV”, *Phys. Lett. B* **784** (2018) 82–95, arXiv:1805.01832 [nucl-ex].
- [45] P. Christakoglou, S. Qiu, and J. Staa, “Systematic study of the chiral magnetic effect with the AVFD model at LHC energies”, *Eur. Phys. J. C* **81** (2021) 717, arXiv:2106.03537 [nucl-th].
- [46] S. Shi, Y. Jiang, E. Lilleskov, and J. Liao, “Anomalous Chiral Transport in Heavy Ion Collisions from Anomalous-Viscous Fluid Dynamics”, *Annals Phys.* **394** (2018) 50–72, arXiv:1711.02496 [nucl-th].
- [47] Y. Jiang, S. Shi, Y. Yin, and J. Liao, “Quantifying the chiral magnetic effect from anomalous-viscous fluid dynamics”, *Chin. Phys. C* **42** (2018) 011001, arXiv:1611.04586 [nucl-th].

- [48] S. Shi, H. Zhang, D. Hou, and J. Liao, “Signatures of Chiral Magnetic Effect in the Collisions of Isobars”, *Phys. Rev. Lett.* **125** (2020) 242301, arXiv:1910.14010 [nucl-th].
- [49] ALICE Collaboration, K. Aamodt *et al.*, “The ALICE experiment at the CERN LHC”, *JINST* **3** (2008) S08002.
- [50] ALICE Collaboration, B. B. Abelev *et al.*, “Performance of the ALICE Experiment at the CERN LHC”, *Int. J. Mod. Phys. A* **29** (2014) 1430044, arXiv:1402.4476 [nucl-ex].
- [51] ALICE Collaboration, K. Aamodt *et al.*, “Alignment of the ALICE Inner Tracking System with cosmic-ray tracks”, *JINST* **5** (2010) P03003, arXiv:1001.0502 [physics.ins-det].
- [52] J. Alme *et al.*, “The ALICE TPC, a large 3-dimensional tracking device with fast readout for ultra-high multiplicity events”, *Nucl. Instrum. Meth. A* **622** (2010) 316–367, arXiv:1001.1950 [physics.ins-det].
- [53] ALICE Collaboration, E. Abbas *et al.*, “Performance of the ALICE VZERO system”, *JINST* **8** (2013) P10016, arXiv:1306.3130 [nucl-ex].
- [54] R. Arnaldi *et al.*, “The zero degree calorimeters for the ALICE experiment”, *Nucl. Instrum. Meth. A* **581** (2007) 397–401. [Erratum: *Nucl.Instrum.Meth.A* 604, 765 (2009)].
- [55] ALICE Collaboration, S. Acharya *et al.*, “Centrality determination using the Glauber model in Xe–Xe collisions at $\sqrt{s_{NN}} = 5.44$ TeV”, *ALICE-PUBLIC-2018-003* (2018) 1–23. <http://cds.cern.ch/record/2315401>.
- [56] ALICE Collaboration, S. Acharya *et al.*, “Transverse momentum spectra and nuclear modification factors of charged particles in Xe–Xe collisions at $\sqrt{s_{NN}} = 5.44$ TeV”, *Phys. Lett. B* **788** (2019) 166–179, arXiv:1805.04399 [nucl-ex].
- [57] X.-N. Wang and M. Gyulassy, “HIJING: A Monte Carlo model for multiple jet production in pp, pA and AA collisions”, *Phys. Rev.* **D44** (1991) 3501–3516.
- [58] M. Gyulassy and X.-N. Wang, “HIJING 1.0: A Monte Carlo program for parton and particle production in high-energy hadronic and nuclear collisions”, *Comput. Phys. Commun.* **83** (1994) 307, arXiv:nucl-th/9502021.
- [59] R. Brun *et al.*, “GEANT Detector Description and Simulation Tool”, *CERN-W5013* **1** (1994) 1. <https://cds.cern.ch/record/1082634>.
- [60] U. Gürsoy, D. Kharzeev, E. Marcus, K. Rajagopal, and C. Shen, “Charge-dependent Flow Induced by Magnetic and Electric Fields in Heavy Ion Collisions”, *Phys. Rev. C* **98** (2018) 055201, arXiv:1806.05288 [hep-ph].
- [61] ATLAS Collaboration, G. Aad *et al.*, “Longitudinal Flow Decorrelations in Xe+Xe Collisions at $\sqrt{s_{NN}} = 5.44$ TeV with the ATLAS Detector”, *Phys. Rev. Lett.* **126** (2021) 122301, arXiv:2001.04201 [nucl-ex].
- [62] I. Selyuzhenkov and S. Voloshin, “Effects of non-uniform acceptance in anisotropic flow measurement”, *Phys. Rev. C* **77** (2008) 034904, arXiv:0707.4672 [nucl-th].
- [63] ALICE Collaboration, S. Acharya *et al.*, “Transverse momentum spectra and nuclear modification factors of charged particles in pp, p–Pb and Pb–Pb collisions at the LHC”, *JHEP* **11** (2018) 013, arXiv:1802.09145 [nucl-ex].






- [64] R. Barlow, “Systematic errors: Facts and fictions”, in *Conference on Advanced Statistical Techniques in Particle Physics*, pp. 134–144. 7, 2002. arXiv:hep-ex/0207026.
- [65] ALICE Collaboration, J. Adam *et al.*, “Centrality dependence of the charged-particle multiplicity density at midrapidity in Pb–Pb collisions at $\sqrt{s_{\text{NN}}} = 5.02$ TeV”, *Phys. Rev. Lett.* **116** (2016) 222302, arXiv:1512.06104 [nucl-ex].
- [66] ALICE Collaboration, S. Acharya *et al.*, “Centrality and pseudorapidity dependence of the charged-particle multiplicity density in Xe–Xe collisions at $\sqrt{s_{\text{NN}}} = 5.44$ TeV”, *Phys. Lett. B* **790** (2019) 35–48, arXiv:1805.04432 [nucl-ex].
- [67] F. Retiere and M. A. Lisa, “Observable implications of geometrical and dynamical aspects of freeze out in heavy ion collisions”, *Phys. Rev.* **C70** (2004) 044907, arXiv:nucl-th/0312024.
- [68] ALICE Collaboration, S. Acharya *et al.*, “Production of pions, kaons, (anti-)protons and ϕ mesons in Xe–Xe collisions at $\sqrt{s_{\text{NN}}} = 5.44$ TeV”, *Eur. Phys. J. C* **81** (2021) 584, arXiv:2101.03100 [nucl-ex].
- [69] ALICE Collaboration, S. Acharya *et al.*, “Anisotropic flow of identified hadrons in Xe–Xe collisions at $\sqrt{s_{\text{NN}}} = 5.44$ TeV”, *JHEP* **10** (2021) 152, arXiv:2107.10592 [nucl-ex].
- [70] H. Song and U. W. Heinz, “Suppression of elliptic flow in a minimally viscous quark-gluon plasma”, *Phys. Lett. B* **658** (2008) 279–283, arXiv:0709.0742 [nucl-th].
- [71] S. A. Bass *et al.*, “Microscopic models for ultrarelativistic heavy ion collisions”, *Prog. Part. Nucl. Phys.* **41** (1998) 255–369, arXiv:nucl-th/9803035.
- [72] M. Bleicher *et al.*, “Relativistic hadron–hadron collisions in the ultrarelativistic quantum molecular dynamics model”, *J. Phys. G* **25** (1999) 1859–1896, arXiv:hep-ph/9909407.
- [73] M. L. Miller, K. Reygers, S. J. Sanders, and P. Steinberg, “Glauber modeling in high energy nuclear collisions”, *Ann. Rev. Nucl. Part. Sci.* **57** (2007) 205–243, arXiv:nucl-ex/0701025.
- [74] ALICE Collaboration, S. Acharya *et al.*, “Centrality determination in heavy ion collisions”, *ALICE-PUBLIC-2018-011* (2018) 1–28. <https://cds.cern.ch/record/2636623>.
- [75] J. S. Moreland, J. E. Bernhard, and S. A. Bass, “Alternative ansatz to wounded nucleon and binary collision scaling in high-energy nuclear collisions”, *Phys. Rev.* **C92** (2015) 011901, arXiv:1412.4708 [nucl-th].
- [76] W.-T. Deng, X.-G. Huang, G.-L. Ma, and G. Wang, “Test the chiral magnetic effect with isobaric collisions”, *Phys. Rev. C* **94** (2016) 041901, arXiv:1607.04697 [nucl-th].

A The ALICE Collaboration

S. Acharya ¹²⁶, D. Adamová ⁸⁶, A. Adler⁷⁰, G. Aglieri Rinella ³², M. Agnello ²⁹, N. Agrawal ⁵¹, Z. Ahammed ¹³⁴, S. Ahmad ¹⁵, S.U. Ahn ⁷¹, I. Ahuja ³⁷, A. Akindinov ¹⁴⁰, M. Al-Turany ⁹⁷, D. Aleksandrov ¹⁴⁰, B. Alessandro ⁵⁶, H.M. Alfanda ⁶, R. Alfaro Molina ⁶⁷, B. Ali ¹⁵, A. Alici ²⁵, N. Alizadehvandchali ¹¹⁵, A. Alkin ³², J. Alme ²⁰, G. Alocco ⁵², T. Alt ⁶⁴, I. Altsybeev ¹⁴⁰, J.R. Alvarado ⁴⁴, M.N. Anaam ⁶, C. Andrei ⁴⁵, A. Andronic ¹²⁵, V. Anguelov ⁹⁴, F. Antinori ⁵⁴, P. Antonioli ⁵¹, N. Apadula ⁷⁴, L. Aphecetche ¹⁰³, H. Appelshäuser ⁶⁴, C. Arata ⁷³, S. Arcelli ²⁵, M. Aresti ⁵², R. Arnaldi ⁵⁶, I.C. Arsene ¹⁹, M. Arslandok ¹³⁷, A. Augustinus ³², R. Averbeck ⁹⁷, M.D. Azmi ¹⁵, A. Badalà ⁵³, J. Bae ¹⁰⁴, Y.W. Baek ⁴⁰, X. Bai ¹¹⁹, R. Bailhache ⁶⁴, Y. Bailung ⁴⁸, A. Balbino ²⁹, A. Baldisseri ¹²⁹, B. Balis ², D. Banerjee ⁴, Z. Banoo ⁹¹, R. Barbera ²⁶, F. Barile ³¹, L. Barioglio ⁹⁵, M. Barlou⁷⁸, G.G. Barnaföldi ⁴⁶, L.S. Barnby ⁸⁵, V. Barret ¹²⁶, L. Barreto ¹¹⁰, C. Bartels ¹¹⁸, K. Barth ³², E. Bartsch ⁶⁴, N. Bastid ¹²⁶, S. Basu ⁷⁵, G. Batigne ¹⁰³, D. Battistini ⁹⁵, B. Batyunya ¹⁴¹, D. Bauri⁴⁷, J.L. Bazo Alba ¹⁰¹, I.G. Bearden ⁸³, C. Beattie ¹³⁷, P. Becht ⁹⁷, D. Behera ⁴⁸, I. Belikov ¹²⁸, A.D.C. Bell Hechavarría ¹²⁵, F. Bellini ²⁵, R. Bellwied ¹¹⁵, S. Belokurova ¹⁴⁰, V. Belyaev ¹⁴⁰, G. Bencedi ⁴⁶, S. Beole ²⁴, A. Bercuci ⁴⁵, Y. Berdnikov ¹⁴⁰, A. Berdnikova ⁹⁴, L. Bergmann ⁹⁴, M.G. Besoiu ⁶³, L. Betev ³², P.P. Bhaduri ¹³⁴, A. Bhasin ⁹¹, M.A. Bhat ⁴, B. Bhattacharjee ⁴¹, L. Bianchi ²⁴, N. Bianchi ⁴⁹, J. Bielčák ³⁵, J. Bielčiková ⁸⁶, J. Biernat ¹⁰⁷, A.P. Bigot ¹²⁸, A. Bilandzic ⁹⁵, G. Biro ⁴⁶, S. Biswas ⁴, N. Bize ¹⁰³, J.T. Blair ¹⁰⁸, D. Blau ¹⁴⁰, M.B. Blidaru ⁹⁷, N. Bluhme³⁸, C. Blume ⁶⁴, G. Boca ^{21,55}, F. Bock ⁸⁷, T. Bodova ²⁰, A. Bogdanov¹⁴⁰, S. Boi ²², J. Bok ⁵⁸, L. Boldizsár ⁴⁶, A. Bolozdynya ¹⁴⁰, M. Bombara ³⁷, P.M. Bond ³², G. Bonomi ^{133,55}, H. Borel ¹²⁹, A. Borissov ¹⁴⁰, A.G. Borquez Carcamo ⁹⁴, H. Bossi ¹³⁷, E. Botta ²⁴, Y.E.M. Bouziani ⁶⁴, L. Bratrud ⁶⁴, P. Braun-Munzinger ⁹⁷, M. Bregant ¹¹⁰, M. Broz ³⁵, G.E. Bruno ^{96,31}, M.D. Buckland ²³, D. Budnikov ¹⁴⁰, H. Buesching ⁶⁴, S. Bufalino ²⁹, O. Bugnon¹⁰³, P. Buhler ¹⁰², Z. Buthelezi ^{68,122}, S.A. Bysiak ¹⁰⁷, M. Cai ⁶, H. Caines ¹³⁷, A. Caliva ⁹⁷, E. Calvo Villar ¹⁰¹, J.M.M. Camacho ¹⁰⁹, P. Camerini ²³, F.D.M. Canedo ¹¹⁰, S.L. Cantway ¹³⁷, M. Carabas ¹¹³, A.A. Carballo ³², F. Carnesecchi ³², R. Caron ¹²⁷, L.A.D. Carvalho ¹¹⁰, J. Castillo Castellanos ¹²⁹, F. Catalano ^{24,29}, C. Ceballos Sanchez ¹⁴¹, I. Chakaberia ⁷⁴, P. Chakraborty ⁴⁷, S. Chandra ¹³⁴, S. Chapeland ³², M. Chartier ¹¹⁸, S. Chattopadhyay ¹³⁴, S. Chattopadhyay ⁹⁹, T. Cheng ^{97,6}, C. Cheshkov ¹²⁷, B. Cheynis ¹²⁷, V. Chibante Barroso ³², D.D. Chinellato ¹¹¹, E.S. Chizzali ^{11,95}, J. Cho ⁵⁸, S. Cho ⁵⁸, P. Chochula ³², P. Christakoglou ⁸⁴, C.H. Christensen ⁸³, P. Christiansen ⁷⁵, T. Chujo ¹²⁴, M. Ciacco ²⁹, C. Cicalo ⁵², F. Cindolo ⁵¹, M.R. Ciupek⁹⁷, G. Clai^{III,51}, F. Colamaria ⁵⁰, J.S. Colburn¹⁰⁰, D. Colella ^{96,31}, M. Colocci ³², M. Concas ⁵⁶, G. Conesa Balbastre ⁷³, Z. Conesa del Valle ¹³⁰, G. Contin ²³, J.G. Contreras ³⁵, M.L. Coquet ¹²⁹, T.M. Cormier^{I,87}, P. Cortese ^{132,56}, M.R. Cosentino ¹¹², F. Costa ³², S. Costanza ^{21,55}, C. Cot ¹³⁰, J. Crkovská ⁹⁴, P. Crochet ¹²⁶, R. Cruz-Torres ⁷⁴, E. Cuautle⁶⁵, P. Cui ⁶, A. Dainese ⁵⁴, M.C. Danisch ⁹⁴, A. Danu ⁶³, P. Das ⁸⁰, P. Das ⁴, S. Das ⁴, A.R. Dash ¹²⁵, S. Dash ⁴⁷, A. De Caro ²⁸, G. de Cataldo ⁵⁰, J. de Cuveland³⁸, A. De Falco ²², D. De Gruttola ²⁸, N. De Marco ⁵⁶, C. De Martin ²³, S. De Pasquale ²⁸, S. Deb ⁴⁸, R.J. Debski ², K.R. Deja¹³⁵, R. Del Grande ⁹⁵, L. Dello Stritto ²⁸, W. Deng ⁶, P. Dhankher ¹⁸, D. Di Bari ³¹, A. Di Mauro ³², R.A. Diaz ^{141,7}, T. Dietel ¹¹⁴, Y. Ding ^{127,6}, R. Divià ³², D.U. Dixit ¹⁸, Ø. Djuvsland²⁰, U. Dmitrieva ¹⁴⁰, A. Dobrin ⁶³, B. Dönigus ⁶⁴, J.M. Dubinski ¹³⁵, A. Dubla ⁹⁷, S. Dudi ⁹⁰, P. Dupieux ¹²⁶, M. Durkac¹⁰⁶, N. Dzalaiova¹², T.M. Eder ¹²⁵, R.J. Ehlers ⁸⁷, V.N. Eikeland²⁰, F. Eisenhut ⁶⁴, D. Elia ⁵⁰, B. Erasmus ¹⁰³, F. Ercolessi ²⁵, F. Erhardt ⁸⁹, M.R. Ersdal²⁰, B. Espagnon ¹³⁰, G. Eulisse ³², D. Evans ¹⁰⁰, S. Evdokimov ¹⁴⁰, L. Fabbietti ⁹⁵, M. Faggin ²⁷, J. Faivre ⁷³, F. Fan ⁶, W. Fan ⁷⁴, A. Fantoni ⁴⁹, M. Fasel ⁸⁷, P. Fedchio²⁹, A. Feliciello ⁵⁶, G. Feofilov ¹⁴⁰, A. Fernández Téllez ⁴⁴, L. Ferrandi ¹¹⁰, M.B. Ferrer ³², A. Ferrero ¹²⁹, C. Ferrero ^{IV,56}, A. Ferretti ²⁴, V.J.G. Feuillard ⁹⁴, V. Filova ³⁵, D. Finogeev ¹⁴⁰, F.M. Fionda ⁵², F. Flor ¹¹⁵, A.N. Flores ¹⁰⁸, S. Foertsch ⁶⁸, I. Fokin ⁹⁴, S. Fokin ¹⁴⁰, E. Fragiaco ⁵⁷, E. Frajna ⁴⁶, U. Fuchs ³², N. Funicello ²⁸, C. Furget ⁷³, A. Furs ¹⁴⁰, T. Fusayasu ⁹⁸, J.J. Gaardhøje ⁸³, M. Gagliardi ²⁴, A.M. Gago ¹⁰¹, C.D. Galvan ¹⁰⁹, D.R. Gangadharan ¹¹⁵, P. Ganoti ⁷⁸, C. Garabatos ⁹⁷, T. García Chávez ⁴⁴, E. García-Solis ⁹, K. Garg ¹⁰³, C. Gargiulo ³², K. Garner¹²⁵, P. Gasik ⁹⁷, A. Gautam ¹¹⁷, M.B. Gay Ducati ⁶⁶, M. Germain ¹⁰³, C. Ghosh¹³⁴, M. Giacalone ²⁵, P. Giubellino ^{97,56}, P. Giubilato ²⁷, A.M.C. Glaenger

L. Gyulai ⁴⁶, M.K. Habib ⁹⁷, C. Hadjidakis ¹³⁰, F.U. Haider ⁹¹, H. Hamagaki ⁷⁶, A. Hamdi ⁷⁴, M. Hamid ⁶, Y. Han ¹³⁸, R. Hannigan ¹⁰⁸, M.R. Haque ¹³⁵, J.W. Harris ¹³⁷, A. Harton ⁹, H. Hassan ⁸⁷, D. Hatzifotiadou ⁵¹, P. Hauer ⁴², L.B. Havener ¹³⁷, S.T. Heckel ⁹⁵, E. Hellbär ⁹⁷, H. Helstrup ³⁴, M. Hemmer ⁶⁴, T. Herman ³⁵, G. Herrera Corral ⁸, F. Herrmann ¹²⁵, S. Herrmann ¹²⁷, K.F. Hetland ³⁴, B. Heybeck ⁶⁴, H. Hillemanns ³², C. Hills ¹¹⁸, B. Hippolyte ¹²⁸, B. Hofman ⁵⁹, B. Hohlweger ⁸⁴, G.H. Hong ¹³⁸, M. Horst ⁹⁵, A. Horzyk ², R. Hosokawa ¹⁴, Y. Hou ⁶, P. Hristov ³², C. Hughes ¹²¹, P. Huhn ⁶⁴, L.M. Huhta ¹¹⁶, T.J. Humanic ⁸⁸, A. Hutson ¹¹⁵, D. Hutter ³⁸, J.P. Iddon ¹¹⁸, R. Ilkaev ¹⁴⁰, H. Ilyas ¹³, M. Inaba ¹²⁴, G.M. Innocenti ³², M. Ippolitov ¹⁴⁰, A. Isakov ⁸⁶, T. Isidori ¹¹⁷, M.S. Islam ⁹⁹, M. Ivanov ⁹⁷, M. Ivanov ¹², V. Ivanov ¹⁴⁰, M. Jablonski ², B. Jacak ⁷⁴, N. Jacazio ³², P.M. Jacobs ⁷⁴, S. Jadlovská ¹⁰⁶, J. Jadlovsky ¹⁰⁶, S. Jaelani ⁸², L. Jaffe ³⁸, C. Jahnke ¹¹¹, M.J. Jakubowska ¹³⁵, M.A. Janik ¹³⁵, T. Janson ⁷⁰, M. Jercic ⁸⁹, S. Jia ¹⁰, A.A.P. Jimenez ⁶⁵, F. Jonas ^{87,125}, J.M. Jowett ^{32,97}, J. Jung ⁶⁴, M. Jung ⁶⁴, A. Junique ³², A. Jusko ¹⁰⁰, J. Kaewjai ¹⁰⁵, P. Kalinak ⁶⁰, A.S. Kalteyer ⁹⁷, A. Kalweit ³², V. Kaplin ¹⁴⁰, A. Karasu Uysal ^{7,72}, D. Karatovic ⁸⁹, O. Karavichev ¹⁴⁰, T. Karavicheva ¹⁴⁰, P. Karczmarczyk ¹³⁵, E. Karpechev ¹⁴⁰, M.J. Karwowska ^{32,135}, U. Keschull ⁷⁰, R. Keidel ¹³⁹, D.L.D. Keijdener ⁵⁹, M. Keil ³², B. Ketzer ⁴², A.M. Khan ⁶, S. Khan ¹⁵, A. Khanzadeev ¹⁴⁰, Y. Kharlov ¹⁴⁰, A. Khatun ^{117,15}, A. Khuntia ¹⁰⁷, M.B. Kidson ¹¹⁴, B. Kileng ³⁴, B. Kim ¹⁶, C. Kim ¹⁶, D.J. Kim ¹¹⁶, E.J. Kim ⁶⁹, J. Kim ¹³⁸, J.S. Kim ⁴⁰, J. Kim ⁹⁴, J. Kim ⁶⁹, M. Kim ^{18,94}, S. Kim ¹⁷, T. Kim ¹³⁸, K. Kimura ⁹², S. Kirsch ⁶⁴, I. Kisel ³⁸, S. Kiselev ¹⁴⁰, A. Kisiel ¹³⁵, J.P. Kitowski ², J.L. Klay ⁵, J. Klein ³², S. Klein ⁷⁴, C. Klein-Bösing ¹²⁵, M. Kleiner ⁶⁴, T. Klemenz ⁹⁵, A. Kluge ³², A.G. Knospe ¹¹⁵, C. Kobdaj ¹⁰⁵, T. Kollegger ⁹⁷, A. Kondratyev ¹⁴¹, N. Kondratyeva ¹⁴⁰, E. Kondratyuk ¹⁴⁰, J. König ⁶⁴, S.A. Königstorfer ⁹⁵, P.J. Konopka ³², G. Kornakov ¹³⁵, M. Korwieser ⁹⁵, S.D. Koryciak ², A. Kotliarov ⁸⁶, V. Kovalenko ¹⁴⁰, M. Kowalski ¹⁰⁷, V. Kozuharov ³⁶, I. Králik ⁶⁰, A. Kravčáková ³⁷, L. Kreis ⁹⁷, M. Krivda ^{100,60}, F. Krizek ⁸⁶, K. Krizkova Gajdosova ³⁵, M. Kroesen ⁹⁴, M. Krüger ⁶⁴, D.M. Krupova ³⁵, E. Kryshen ¹⁴⁰, V. Kučera ³², C. Kuhn ¹²⁸, P.G. Kuijer ⁸⁴, T. Kumaoka ¹²⁴, D. Kumar ¹³⁴, L. Kumar ⁹⁰, N. Kumar ⁹⁰, S. Kumar ³¹, S. Kundu ³², P. Kurashvili ⁷⁹, A. Kurepin ¹⁴⁰, A.B. Kurepin ¹⁴⁰, A. Kuryakin ¹⁴⁰, S. Kuschpil ⁸⁶, J. Kvapil ¹⁰⁰, M.J. Kweon ⁵⁸, J.Y. Kwon ⁵⁸, Y. Kwon ¹³⁸, S.L. La Pointe ³⁸, P. La Rocca ²⁶, Y.S. Lai ⁷⁴, A. Lakrathok ¹⁰⁵, M. Lamanna ³², R. Langoy ¹²⁰, P. Larionov ³², E. Laudi ³², L. Lautner ^{32,95}, R. Lavicka ¹⁰², T. Lazareva ¹⁴⁰, R. Lea ^{133,55}, H. Lee ¹⁰⁴, G. Legras ¹²⁵, J. Lehrbach ³⁸, R.C. Lemmon ⁸⁵, I. León Monzón ¹⁰⁹, M.M. Lesch ⁹⁵, E.D. Lesser ¹⁸, M. Lettrich ⁹⁵, P. Lévai ⁴⁶, X. Li ¹⁰, X.L. Li ⁶, J. Lien ¹²⁰, R. Lietava ¹⁰⁰, B. Lim ^{24,16}, S.H. Lim ¹⁶, V. Lindenstruth ³⁸, A. Lindner ⁴⁵, C. Lippmann ⁹⁷, A. Liu ¹⁸, D.H. Liu ⁶, J. Liu ¹¹⁸, I.M. Lofnes ²⁰, C. Loizides ⁸⁷, S. Lokos ¹⁰⁷, J. Lömker ⁵⁹, P. Loncar ³³, J.A. Lopez ⁹⁴, X. Lopez ¹²⁶, E. López Torres ⁷, P. Lu ^{97,119}, J.R. Luhder ¹²⁵, M. Lunardon ²⁷, G. Luparello ⁵⁷, Y.G. Ma ³⁹, A. Maevskaya ¹⁴⁰, M. Mager ³², T. Mahmoud ⁴², A. Maire ¹²⁸, M.V. Makariev ³⁶, M. Malaev ¹⁴⁰, G. Malfattore ²⁵, N.M. Malik ⁹¹, Q.W. Malik ¹⁹, S.K. Malik ⁹¹, L. Malinina ^{1, VIII, 141}, D. Mal'Kevich ¹⁴⁰, D. Mallick ⁸⁰, N. Mallick ⁴⁸, G. Mandaglio ^{30,53}, V. Manko ¹⁴⁰, F. Manso ¹²⁶, V. Manzari ⁵⁰, Y. Mao ⁶, G.V. Margagliotti ²³, A. Margotti ⁵¹, A. Marín ⁹⁷, C. Markert ¹⁰⁸, P. Martinengo ³², J.L. Martínez ¹¹⁵, M.I. Martínez ⁴⁴, G. Martínez García ¹⁰³, S. Masciocchi ⁹⁷, M. Maserà ²⁴, A. Masoni ⁵², L. Massacrier ¹³⁰, A. Mastroserio ^{131,50}, O. Matonoha ⁷⁵, P.F.T. Matuoka ¹¹⁰, A. Matyja ¹⁰⁷, C. Mayer ¹⁰⁷, A.L. Mazuecos ³², F. Mazzaschi ²⁴, M. Mazzilli ³², J.E. Mdhuli ¹²², A.F. Mechler ⁶⁴, Y. Melikyan ^{43,140}, A. Menchaca-Rocha ⁶⁷, E. Meninno ¹⁰², A.S. Menon ¹¹⁵, M. Meres ¹², S. Mhlanga ^{114,68}, Y. Miasheva ¹²⁴, L. Micheletti ⁵⁶, L.C. Migliorin ¹²⁷, D.L. Mihaylov ⁹⁵, K. Mikhaylov ^{141,140}, A.N. Mishra ⁴⁶, D. Miśkowiec ⁹⁷, A. Modak ⁴, A.P. Mohanty ⁵⁹, B. Mohanty ⁸⁰, M. Mohisin Khan ^{VI,15}, M.A. Molander ⁴³, Z. Moravcova ⁸³, C. Mordasini ⁹⁵, D.A. Moreira De Godoy ¹²⁵, I. Morozov ¹⁴⁰, A. Morsch ³², T. Mrnjavac ³², V. Muccifora ⁴⁹, S. Muhuri ¹³⁴, J.D. Mulligan ⁷⁴, A. Mulliri ²², M.G. Munhoz ¹¹⁰, R.H. Munzer ⁶⁴, H. Murakami ¹²³, S. Murray ¹¹⁴, L. Musa ³², J. Musinsky ⁶⁰, J.W. Myrcha ¹³⁵, B. Naik ¹²², A.I. Nambrath ¹⁸, B.K. Nandi ⁴⁷, R. Nania ⁵¹, E. Nappi ⁵⁰, A.F. Nassirpour ⁷⁵, A. Nath ⁹⁴, C. Nattrass ¹²¹, M.N. Naydenov ³⁶, A. Neagu ¹⁹, A. Negru ¹¹³, L. Nellen ⁶⁵, S.V. Nesbo ³⁴, G. Neskovic ³⁸, D. Nesterov ¹⁴⁰, B.S. Nielsen ⁸³, E.G. Nielsen ⁸³, S. Nikolaev ¹⁴⁰, S. Nikulin ¹⁴⁰, V. Nikulin ¹⁴⁰, F. Noferini ⁵¹, S. Noh ¹¹, P. Nomokonov ¹⁴¹, J. Norman ¹¹⁸, N. Novitzky ¹²⁴, P. Nowakowski ¹³⁵, A. Nyanin ¹⁴⁰, J. Nystrand ²⁰, M. Ogino ⁷⁶, A. Ohlson ⁷⁵, V.A. Okorokov ¹⁴⁰, J. Oleniacz ¹³⁵, A.C. Oliveira Da Silva ¹²¹, M.H. Oliver ¹³⁷, A. Onnerstad ¹¹⁶, C. Oppedisano ⁵⁶, A. Ortiz Velasquez ⁶⁵, J. Otwinowski ¹⁰⁷, M. Oya ⁹², K. Oyama ⁷⁶, Y. Pachmayer ⁹⁴, S. Padhan ⁴⁷, D. Pagano ^{133,55}, G. Paić ⁶⁵, S. Paisano-Guzmán ⁴⁴, A. Palasciano ⁵⁰, S. Panebianco ¹²⁹, H. Park ¹²⁴, H. Park ¹⁰⁴, J. Park ⁵⁸, J.E. Parkkila ³², R.N. Patra ⁹¹, B. Paul ²²,

H. Pei ⁶, T. Peitzmann ⁵⁹, X. Peng ⁶, M. Pennisi ²⁴, L.G. Pereira ⁶⁶, D. Peresunko ¹⁴⁰, G.M. Perez ⁷,
 S. Perrin ¹²⁹, Y. Pestov ¹⁴⁰, V. Petráček ³⁵, V. Petrov ¹⁴⁰, M. Petrovici ⁴⁵, R.P. Pezzi ^{103,66}, S. Piano ⁵⁷,
 M. Pikna ¹², P. Pillot ¹⁰³, O. Pinazza ^{51,32}, L. Pinsky ¹¹⁵, C. Pinto ⁹⁵, S. Pisano ⁴⁹, M. Płoskoń ⁷⁴,
 M. Planinic ⁸⁹, F. Pliquett ⁶⁴, M.G. Poghosyan ⁸⁷, B. Polichtchouk ¹⁴⁰, S. Politano ²⁹, N. Poljak ⁸⁹,
 A. Pop ⁴⁵, S. Porteboeuf-Houssais ¹²⁶, V. Pozdniakov ¹⁴¹, K.K. Pradhan ⁴⁸, S.K. Prasad ⁴, S. Prasad ⁴⁸,
 R. Preghenella ⁵¹, F. Prino ⁵⁶, C.A. Pruneau ¹³⁶, I. Pshenichnov ¹⁴⁰, M. Puccio ³², S. Pucillo ²⁴,
 Z. Pugelova ¹⁰⁶, S. Qiu ⁸⁴, L. Quaglia ²⁴, R.E. Quishpe ¹¹⁵, S. Ragoni ^{14,100}, A. Rakotozafindrabe ¹²⁹,
 L. Ramello ^{132,56}, F. Rami ¹²⁸, T.A. Rancien ⁷³, M. Rasa ²⁶, S.S. Räsänen ⁴³, R. Rath ⁵¹, M.P. Rauch ²⁰,
 I. Ravasenga ⁸⁴, K.F. Read ^{87,121}, C. Reckziegel ¹¹², A.R. Redelbach ³⁸, K. Redlich ^{VII,79},
 C.A. Reetz ⁹⁷, H.D. Regules-Medel ⁴⁴, A. Rehman ²⁰, F. Reidt ³², H.A. Reme-Ness ³⁴, Z. Rescakova ³⁷,
 K. Reygers ⁹⁴, A. Riabov ¹⁴⁰, V. Riabov ¹⁴⁰, R. Ricci ²⁸, M. Richter ¹⁹, A.A. Riedel ⁹⁵, W. Riegler ³²,
 C. Ristea ⁶³, M. Rodríguez Cahuantzi ⁴⁴, S.A. Rodríguez Ramírez ⁴⁴, K. Røed ¹⁹, R. Rogalev ¹⁴⁰,
 E. Rogochaya ¹⁴¹, T.S. Rogoschinski ⁶⁴, D. Rohr ³², D. Röhrich ²⁰, P.F. Rojas ⁴⁴, S. Rojas Torres ³⁵,
 P.S. Rokita ¹³⁵, G. Romanenko ¹⁴¹, F. Ronchetti ⁴⁹, A. Rosano ^{30,53}, E.D. Rosas ⁶⁵, K. Roslon ¹³⁵,
 A. Rossi ⁵⁴, A. Roy ⁴⁸, S. Roy ⁴⁷, N. Rubini ²⁵, D. Ruggiano ¹³⁵, R. Rui ²³, B. Rumyantsev ¹⁴¹,
 P.G. Russek ², R. Russo ⁸⁴, A. Rustamov ⁸¹, E. Ryabinkin ¹⁴⁰, Y. Ryabov ¹⁴⁰, A. Rybicki ¹⁰⁷,
 H. Rytkonen ¹¹⁶, W. Rzeska ¹³⁵, O.A.M. Saarimaki ⁴³, R. Sadek ¹⁰³, S. Sadhu ³¹, S. Sadovsky ¹⁴⁰,
 J. Saetre ²⁰, K. Šafařík ³⁵, S.K. Saha ⁴, S. Saha ⁸⁰, B. Sahoo ⁴⁷, R. Sahoo ⁴⁸, S. Sahoo ⁶¹, D. Sahu ⁴⁸,
 P.K. Sahu ⁶¹, J. Saini ¹³⁴, K. Sajdakova ³⁷, S. Sakai ¹²⁴, M.P. Salvan ⁹⁷, S. Sambyal ⁹¹, I. Sanna ^{32,95},
 T.B. Saramela ¹¹⁰, D. Sarkar ¹³⁶, N. Sarkar ¹³⁴, P. Sarma ⁴¹, V. Sarritzu ²², V.M. Sarti ⁹⁵, M.H.P. Sas ¹³⁷,
 J. Schambach ⁸⁷, H.S. Scheid ⁶⁴, C. Schiaua ⁴⁵, R. Schicker ⁹⁴, A. Schmah ⁹⁴, C. Schmidt ⁹⁷,
 H.R. Schmidt ⁹³, M.O. Schmidt ³², M. Schmidt ⁹³, N.V. Schmidt ⁸⁷, A.R. Schmier ¹²¹, R. Schotter ¹²⁸,
 A. Schröter ³⁸, J. Schukraft ³², K. Schwarz ⁹⁷, K. Schweda ⁹⁷, G. Scioli ²⁵, E. Scomparin ⁵⁶,
 J.E. Seger ¹⁴, Y. Sekiguchi ¹²³, D. Sekihata ¹²³, I. Selyuzhenkov ^{97,140}, S. Senyukov ¹²⁸, J.J. Seo ⁵⁸,
 D. Serebryakov ¹⁴⁰, L. Šerkšnytė ⁹⁵, A. Sevcenco ⁶³, T.J. Shaba ⁶⁸, A. Shabetai ¹⁰³, R. Shahoyan ³²,
 A. Shangaraev ¹⁴⁰, A. Sharma ⁹⁰, B. Sharma ⁹¹, D. Sharma ⁴⁷, H. Sharma ¹⁰⁷, M. Sharma ⁹¹,
 S. Sharma ⁷⁶, S. Sharma ⁹¹, U. Sharma ⁹¹, A. Shatat ¹³⁰, O. Sheibani ¹¹⁵, K. Shigaki ⁹², M. Shimomura ⁷⁷,
 J. Shin ¹¹, S. Shirinkin ¹⁴⁰, Q. Shou ³⁹, Y. Sibiriak ¹⁴⁰, S. Siddhanta ⁵², T. Siemiarzczuk ⁷⁹,
 T.F. Silva ¹¹⁰, D. Silvermyr ⁷⁵, T. Simantathammakul ¹⁰⁵, R. Simeonov ³⁶, B. Singh ⁹¹, B. Singh ⁹⁵,
 R. Singh ⁸⁰, R. Singh ⁹¹, R. Singh ⁴⁸, S. Singh ¹⁵, V.K. Singh ¹³⁴, V. Singhal ¹³⁴, T. Sinha ⁹⁹,
 B. Sitar ¹², M. Sitta ^{132,56}, T.B. Skaali ¹⁹, G. Skorodumovs ⁹⁴, M. Slupecki ⁴³, N. Smirnov ¹³⁷,
 R.J.M. Snellings ⁵⁹, E.H. Solheim ¹⁹, J. Song ¹¹⁵, A. Songmoolnak ¹⁰⁵, F. Soramel ²⁷, R. Spijkers ⁸⁴,
 I. Sputowska ¹⁰⁷, J. Staa ⁷⁵, J. Stachel ⁹⁴, I. Stan ⁶³, P.J. Steffanic ¹²¹, S.F. Stiefelmaier ⁹⁴,
 D. Stocco ¹⁰³, I. Storehaug ¹⁹, P. Stratmann ¹²⁵, S. Strazzi ²⁵, C.P. Stylianidis ⁸⁴, A.A.P. Suaide ¹¹⁰,
 C. Suire ¹³⁰, M. Sukhanov ¹⁴⁰, M. Suljic ³², R. Sultanov ¹⁴⁰, V. Sumberia ⁹¹, S. Sumowidagdo ⁸²,
 S. Swain ⁶¹, I. Szarka ¹², S.F. Taghavi ⁹⁵, G. TAILLEPIED ⁹⁷, J. Takahashi ¹¹¹, G.J. Tambave ²⁰,
 S. Tang ^{126,6}, Z. Tang ¹¹⁹, J.D. Tapia Takaki ¹¹⁷, N. Tapus ¹¹³, L.A. Tarasovicova ¹²⁵, M.G. Tartzila ⁴⁵,
 G.F. Tassielli ³¹, A. Tauro ³², G. Tejada Muñoz ⁴⁴, A. Telesca ³², L. Terlizzi ²⁴, C. Terrevoli ¹¹⁵,
 G. Tersimonov ³, S. Thakur ⁴, D. Thomas ¹⁰⁸, A. Tikhonov ¹⁴⁰, A.R. Timmins ¹¹⁵, M. Tkacik ¹⁰⁶,
 T. Tkacik ¹⁰⁶, A. Toia ⁶⁴, R. Tokumoto ⁹², N. Topilskaya ¹⁴⁰, M. Toppi ⁴⁹, F. Torres-Acosta ¹⁸,
 T. Tork ¹³⁰, A.G. Torres Ramos ³¹, A. Trifiró ^{30,53}, A.S. Triolo ^{30,53}, S. Tripathy ⁵¹, T. Tripathy ⁴⁷,
 S. Trogolo ³², V. Trubnikov ³, W.H. Trzaska ¹¹⁶, T.P. Trzcinski ¹³⁵, A. Tumkin ¹⁴⁰, R. Turrisi ⁵⁴,
 T.S. Tveter ¹⁹, K. Ullaland ²⁰, B. Ulukutlu ⁹⁵, A. Uras ¹²⁷, M. Urioni ^{55,133}, G.L. Usai ²², M. Vala ³⁷,
 N. Valle ²¹, L.V.R. van Doremalen ⁵⁹, C. Van Hulse ¹³⁰, M. van Leeuwen ⁸⁴, C.A. van Veen ⁹⁴, R.J.G. van
 Weelden ⁸⁴, P. Vande Vyvre ³², D. Varga ⁴⁶, Z. Varga ⁴⁶, M. Vasileiou ⁷⁸, A. Vasiliev ¹⁴⁰, O. Vázquez
 Doce ⁴⁹, O. Vazquez Rueda ^{115,75}, V. Vechernin ¹⁴⁰, E. Vercellin ²⁴, S. Vergara Limón ⁴⁴, L. Vermunt ⁹⁷,
 R. Vértesi ⁴⁶, M. Verweij ⁵⁹, L. Vickovic ³³, Z. Vilakazi ¹²², O. Villalobos Baillie ¹⁰⁰, G. VINO ⁵⁰,
 A. Vinogradov ¹⁴⁰, T. Virgili ²⁸, V. Vislavicius ⁸³, A. Vodopyanov ¹⁴¹, B. Volkel ³², M.A. Völkl ⁹⁴,
 K. Voloshin ¹⁴⁰, S.A. Voloshin

D. Zhou ⁶, Y. Zhou ⁸³, J. Zhu ^{97,6}, Y. Zhu⁶, S.C. Zugravel ⁵⁶, N. Zurlo ^{133,55}

Affiliation Notes

^I Deceased

^{II} Also at: Max-Planck-Institut für Physik, Munich, Germany

^{III} Also at: Italian National Agency for New Technologies, Energy and Sustainable Economic Development (ENEA), Bologna, Italy

^{IV} Also at: Dipartimento DET del Politecnico di Torino, Turin, Italy

^V Also at: Yildiz Technical University, Istanbul, Türkiye

^{VI} Also at: Department of Applied Physics, Aligarh Muslim University, Aligarh, India

^{VII} Also at: Institute of Theoretical Physics, University of Wrocław, Poland

^{VIII} Also at: An institution covered by a cooperation agreement with CERN

Collaboration Institutes

¹ A.I. Alikhanyan National Science Laboratory (Yerevan Physics Institute) Foundation, Yerevan, Armenia

² AGH University of Krakow, Cracow, Poland

³ Bogolyubov Institute for Theoretical Physics, National Academy of Sciences of Ukraine, Kiev, Ukraine

⁴ Bose Institute, Department of Physics and Centre for Astroparticle Physics and Space Science (CAPSS), Kolkata, India

⁵ California Polytechnic State University, San Luis Obispo, California, United States

⁶ Central China Normal University, Wuhan, China

⁷ Centro de Aplicaciones Tecnológicas y Desarrollo Nuclear (CEADEN), Havana, Cuba

⁸ Centro de Investigación y de Estudios Avanzados (CINVESTAV), Mexico City and Mérida, Mexico

⁹ Chicago State University, Chicago, Illinois, United States

¹⁰ China Institute of Atomic Energy, Beijing, China

¹¹ Chungbuk National University, Cheongju, Republic of Korea

¹² Comenius University Bratislava, Faculty of Mathematics, Physics and Informatics, Bratislava, Slovak Republic

¹³ COMSATS University Islamabad, Islamabad, Pakistan

¹⁴ Creighton University, Omaha, Nebraska, United States

¹⁵ Department of Physics, Aligarh Muslim University, Aligarh, India

¹⁶ Department of Physics, Pusan National University, Pusan, Republic of Korea

¹⁷ Department of Physics, Sejong University, Seoul, Republic of Korea

¹⁸ Department of Physics, University of California, Berkeley, California, United States

¹⁹ Department of Physics, University of Oslo, Oslo, Norway

²⁰ Department of Physics and Technology, University of Bergen, Bergen, Norway

²¹ Dipartimento di Fisica, Università di Pavia, Pavia, Italy

²² Dipartimento di Fisica dell'Università and Sezione INFN, Cagliari, Italy

²³ Dipartimento di Fisica dell'Università and Sezione INFN, Trieste, Italy

²⁴ Dipartimento di Fisica dell'Università and Sezione INFN, Turin, Italy

²⁵ Dipartimento di Fisica e Astronomia dell'Università and Sezione INFN, Bologna, Italy

²⁶ Dipartimento di Fisica e Astronomia dell'Università and Sezione INFN, Catania, Italy

²⁷ Dipartimento di Fisica e Astronomia dell'Università and Sezione INFN, Padova, Italy

²⁸ Dipartimento di Fisica 'E.R. Caianiello' dell'Università and Gruppo Collegato INFN, Salerno, Italy

²⁹ Dipartimento DISAT del Politecnico and Sezione INFN, Turin, Italy

³⁰ Dipartimento di Scienze MIFT, Università di Messina, Messina, Italy

³¹ Dipartimento Interateneo di Fisica 'M. Merlin' and Sezione INFN, Bari, Italy

³² European Organization for Nuclear Research (CERN), Geneva, Switzerland

³³ Faculty of Electrical Engineering, Mechanical Engineering and Naval Architecture, University of Split, Split, Croatia

³⁴ Faculty of Engineering and Science, Western Norway University of Applied Sciences, Bergen, Norway

³⁵ Faculty of Nuclear Sciences and Physical Engineering, Czech Technical University in Prague, Prague, Czech Republic

³⁶ Faculty of Physics, Sofia University, Sofia, Bulgaria

³⁷ Faculty of Science, P.J. Šafárik University, Košice, Slovak Republic

- ³⁸ Frankfurt Institute for Advanced Studies, Johann Wolfgang Goethe-Universität Frankfurt, Frankfurt, Germany
- ³⁹ Fudan University, Shanghai, China
- ⁴⁰ Gangneung-Wonju National University, Gangneung, Republic of Korea
- ⁴¹ Gauhati University, Department of Physics, Guwahati, India
- ⁴² Helmholtz-Institut für Strahlen- und Kernphysik, Rheinische Friedrich-Wilhelms-Universität Bonn, Bonn, Germany
- ⁴³ Helsinki Institute of Physics (HIP), Helsinki, Finland
- ⁴⁴ High Energy Physics Group, Universidad Autónoma de Puebla, Puebla, Mexico
- ⁴⁵ Horia Hulubei National Institute of Physics and Nuclear Engineering, Bucharest, Romania
- ⁴⁶ HUN-REN Wigner Research Centre for Physics, Budapest, Hungary
- ⁴⁷ Indian Institute of Technology Bombay (IIT), Mumbai, India
- ⁴⁸ Indian Institute of Technology Indore, Indore, India
- ⁴⁹ INFN, Laboratori Nazionali di Frascati, Frascati, Italy
- ⁵⁰ INFN, Sezione di Bari, Bari, Italy
- ⁵¹ INFN, Sezione di Bologna, Bologna, Italy
- ⁵² INFN, Sezione di Cagliari, Cagliari, Italy
- ⁵³ INFN, Sezione di Catania, Catania, Italy
- ⁵⁴ INFN, Sezione di Padova, Padova, Italy
- ⁵⁵ INFN, Sezione di Pavia, Pavia, Italy
- ⁵⁶ INFN, Sezione di Torino, Turin, Italy
- ⁵⁷ INFN, Sezione di Trieste, Trieste, Italy
- ⁵⁸ Inha University, Incheon, Republic of Korea
- ⁵⁹ Institute for Gravitational and Subatomic Physics (GRASP), Utrecht University/Nikhef, Utrecht, Netherlands
- ⁶⁰ Institute of Experimental Physics, Slovak Academy of Sciences, Košice, Slovak Republic
- ⁶¹ Institute of Physics, Homi Bhabha National Institute, Bhubaneswar, India
- ⁶² Institute of Physics of the Czech Academy of Sciences, Prague, Czech Republic
- ⁶³ Institute of Space Science (ISS), Bucharest, Romania
- ⁶⁴ Institut für Kernphysik, Johann Wolfgang Goethe-Universität Frankfurt, Frankfurt, Germany
- ⁶⁵ Instituto de Ciencias Nucleares, Universidad Nacional Autónoma de México, Mexico City, Mexico
- ⁶⁶ Instituto de Física, Universidade Federal do Rio Grande do Sul (UFRGS), Porto Alegre, Brazil
- ⁶⁷ Instituto de Física, Universidad Nacional Autónoma de México, Mexico City, Mexico
- ⁶⁸ iThemba LABS, National Research Foundation, Somerset West, South Africa
- ⁶⁹ Jeonbuk National University, Jeonju, Republic of Korea
- ⁷⁰ Johann-Wolfgang-Goethe Universität Frankfurt Institut für Informatik, Fachbereich Informatik und Mathematik, Frankfurt, Germany
- ⁷¹ Korea Institute of Science and Technology Information, Daejeon, Republic of Korea
- ⁷² KTO Karatay University, Konya, Turkey
- ⁷³ Laboratoire de Physique Subatomique et de Cosmologie, Université Grenoble-Alpes, CNRS-IN2P3, Grenoble, France
- ⁷⁴ Lawrence Berkeley National Laboratory, Berkeley, California, United States
- ⁷⁵ Lund University Department of Physics, Division of Particle Physics, Lund, Sweden
- ⁷⁶ Nagasaki Institute of Applied Science, Nagasaki, Japan
- ⁷⁷ Nara Women's University (NWU), Nara, Japan
- ⁷⁸ National and Kapodistrian University of Athens, School of Science, Department of Physics, Athens, Greece
- ⁷⁹ National Centre for Nuclear Research, Warsaw, Poland
- ⁸⁰ National Institute of Science Education and Research, Homi Bhabha National Institute, Jatni, India
- ⁸¹ National Nuclear Research Center, Baku, Azerbaijan
- ⁸² National Research and Innovation Agency - BRIN, Jakarta, Indonesia
- ⁸³ Niels Bohr Institute, University of Copenhagen, Copenhagen, Denmark
- ⁸⁴ Nikhef, National institute for subatomic physics, Amsterdam, Netherlands
- ⁸⁵ Nuclear Physics Group, STFC Daresbury Laboratory, Daresbury, United Kingdom
- ⁸⁶ Nuclear Physics Institute of the Czech Academy of Sciences, Husinec-Řež, Czech Republic
- ⁸⁷ Oak Ridge National Laboratory, Oak Ridge, Tennessee, United States
- ⁸⁸ Ohio State University, Columbus, Ohio, United States
- ⁸⁹ Physics department, Faculty of science, University of Zagreb, Zagreb, Croatia
- ⁹⁰ Physics Department, Panjab University, Chandigarh, India

- ⁹¹ Physics Department, University of Jammu, Jammu, India
- ⁹² Physics Program and International Institute for Sustainability with Knotted Chiral Meta Matter (SKCM2), Hiroshima University, Hiroshima, Japan
- ⁹³ Physikalisches Institut, Eberhard-Karls-Universität Tübingen, Tübingen, Germany
- ⁹⁴ Physikalisches Institut, Ruprecht-Karls-Universität Heidelberg, Heidelberg, Germany
- ⁹⁵ Physik Department, Technische Universität München, Munich, Germany
- ⁹⁶ Politecnico di Bari and Sezione INFN, Bari, Italy
- ⁹⁷ Research Division and ExtreMe Matter Institute EMMI, GSI Helmholtzzentrum für Schwerionenforschung GmbH, Darmstadt, Germany
- ⁹⁸ Saga University, Saga, Japan
- ⁹⁹ Saha Institute of Nuclear Physics, Homi Bhabha National Institute, Kolkata, India
- ¹⁰⁰ School of Physics and Astronomy, University of Birmingham, Birmingham, United Kingdom
- ¹⁰¹ Sección Física, Departamento de Ciencias, Pontificia Universidad Católica del Perú, Lima, Peru
- ¹⁰² Stefan Meyer Institut für Subatomare Physik (SMI), Vienna, Austria
- ¹⁰³ SUBATECH, IMT Atlantique, Nantes Université, CNRS-IN2P3, Nantes, France
- ¹⁰⁴ Sungkyunkwan University, Suwon City, Republic of Korea
- ¹⁰⁵ Suranaree University of Technology, Nakhon Ratchasima, Thailand
- ¹⁰⁶ Technical University of Košice, Košice, Slovak Republic
- ¹⁰⁷ The Henryk Niewodniczanski Institute of Nuclear Physics, Polish Academy of Sciences, Cracow, Poland
- ¹⁰⁸ The University of Texas at Austin, Austin, Texas, United States
- ¹⁰⁹ Universidad Autónoma de Sinaloa, Culiacán, Mexico
- ¹¹⁰ Universidade de São Paulo (USP), São Paulo, Brazil
- ¹¹¹ Universidade Estadual de Campinas (UNICAMP), Campinas, Brazil
- ¹¹² Universidade Federal do ABC, Santo Andre, Brazil
- ¹¹³ Universitatea Nationala de Stiinta si Tehnologie Politehnica Bucuresti, Bucharest, Romania
- ¹¹⁴ University of Cape Town, Cape Town, South Africa
- ¹¹⁵ University of Houston, Houston, Texas, United States
- ¹¹⁶ University of Jyväskylä, Jyväskylä, Finland
- ¹¹⁷ University of Kansas, Lawrence, Kansas, United States
- ¹¹⁸ University of Liverpool, Liverpool, United Kingdom
- ¹¹⁹ University of Science and Technology of China, Hefei, China
- ¹²⁰ University of South-Eastern Norway, Kongsberg, Norway
- ¹²¹ University of Tennessee, Knoxville, Tennessee, United States
- ¹²² University of the Witwatersrand, Johannesburg, South Africa
- ¹²³ University of Tokyo, Tokyo, Japan
- ¹²⁴ University of Tsukuba, Tsukuba, Japan
- ¹²⁵ Universität Münster, Institut für Kernphysik, Münster, Germany
- ¹²⁶ Université Clermont Auvergne, CNRS/IN2P3, LPC, Clermont-Ferrand, France
- ¹²⁷ Université de Lyon, CNRS/IN2P3, Institut de Physique des 2 Infinis de Lyon, Lyon, France
- ¹²⁸ Université de Strasbourg, CNRS, IPHC UMR 7178, F-67000 Strasbourg, France, Strasbourg, France
- ¹²⁹ Université Paris-Saclay, Centre d'Etudes de Saclay (CEA), IRFU, Département de Physique Nucléaire (DPhN), Saclay, France
- ¹³⁰ Université Paris-Saclay, CNRS/IN2P3, IJCLab, Orsay, France
- ¹³¹ Università degli Studi di Foggia, Foggia, Italy
- ¹³² Università del Piemonte Orientale, Vercelli, Italy
- ¹³³ Università di Brescia, Brescia, Italy
- ¹³⁴ Variable Energy Cyclotron Centre, Homi Bhabha National Institute, Kolkata, India
- ¹³⁵ Warsaw University of Technology, Warsaw, Poland
- ¹³⁶ Wayne State University, Detroit, Michigan, United States
- ¹³⁷ Yale University, New Haven, Connecticut, United States
- ¹³⁸ Yonsei University, Seoul, Republic of Korea
- ¹³⁹ Zentrum für Technologie und Transfer (ZTT), Worms, Germany
- ¹⁴⁰ Affiliated with an institute covered by a cooperation agreement with CERN
- ¹⁴¹ Affiliated with an international laboratory covered by a cooperation agreement with CERN.