



**HAL**  
open science

## Near Infra-Red Irradiation for Warming-up Mechanosynthesis

Joao Tanepau, Hafsa Bonnaanaa, Angèle Macé, Arthur Guérin, Philibert Lenormand, Frédéric Lamaty, Julien Pinaud, Xavier Bantreil

► **To cite this version:**

Joao Tanepau, Hafsa Bonnaanaa, Angèle Macé, Arthur Guérin, Philibert Lenormand, et al.. Near Infra-Red Irradiation for Warming-up Mechanosynthesis. 2024. hal-04756987

**HAL Id: hal-04756987**

**<https://hal.science/hal-04756987v1>**

Preprint submitted on 28 Oct 2024

**HAL** is a multi-disciplinary open access archive for the deposit and dissemination of scientific research documents, whether they are published or not. The documents may come from teaching and research institutions in France or abroad, or from public or private research centers.

L'archive ouverte pluridisciplinaire **HAL**, est destinée au dépôt et à la diffusion de documents scientifiques de niveau recherche, publiés ou non, émanant des établissements d'enseignement et de recherche français ou étrangers, des laboratoires publics ou privés.



Distributed under a Creative Commons Attribution - NonCommercial - NoDerivatives 4.0 International License

# Near Infra-Red Irradiation for Warming-up Mechanochemistry

Joao Tanepau,<sup>a,b</sup> Hafsa Bonnaanaa<sup>a,b</sup>, Angele Macé,<sup>a</sup> Arthur Guérin,<sup>a,b</sup> Philibert Lenormand,<sup>b</sup> Frédéric Lamaty,<sup>a</sup> Julien Pinaud<sup>\*b</sup> and Xavier Bantreil<sup>\*a,c</sup>

<sup>a</sup> IBMM, Univ Montpellier, CNRS, ENSCM, Montpellier, France

<sup>b</sup> ICGM, Univ Montpellier, CNRS, ENSCM, Montpellier, France

<sup>c</sup> Institut Universitaire de France (IUF)

Corresponding authors: [julien.pinaud@umontpellier.fr](mailto:julien.pinaud@umontpellier.fr); [xavier.bantreil@umontpellier.fr](mailto:xavier.bantreil@umontpellier.fr)

**Key Words:** Mechanochemistry, Ball-milling, Near Infra-Red, Photothermal effect

## Abstract

*Albeit mechanochemistry is a novel promising technology that give access to reactivity under solvent-free conditions, heating such reactions is sometimes compulsory to obtain satisfactory results in terms of conversion, selectivity and/or yield. In this work, we developed a novel approach using a dye that absorbs NIR photons and release the energy as heat. Hence, milling jars in epoxy resin doped with the dye were thus produced to obtain reactors that would produce heat upon irradiation at 850 nm. Temperature profiles were recorded, depending on the irradiance, dye charge in the resin, and milling frequency, showing an excellent control of the temperature. The usefulness of the heating jar was then demonstrated in mechanochemical reactions that are known to require heat to yield the desired product, namely Diels-Alder reactions with high activation energies and the newly developed rearrangement of a sydnone into corresponding 1,3,4-oxadiazolin-2-one.*

## Introduction

Mechanochemistry, and more specifically ball-milling, has emerged as a novel technology that makes it possible to work with solid reagents in the absence of solvent.<sup>1</sup> As well as avoiding the use of often toxic and polluting solvents, the advantages of this approach range from improving reaction times, efficiency and yields, obtaining a different selectivity from solution chemistry,<sup>2</sup> and facilitating purification and isolation of products. Since the first reported mechanochemical reaction, the reduction of cinnabar into mercury in a copper mortar and pestle with vinegar, described by Theophrastus of Eresus in 310 B.C.,<sup>3</sup> this solid-state approach has evolved along with the equipment. Vibratory and planetary ball-mills (vbm and pbm, respectively) are nowadays used to obtain reproducible results in various domains of chemistry such as material science,<sup>4</sup> including MOFs (Metal Organic Framework),<sup>5</sup> main group chemistry,<sup>6</sup> coordination chemistry,<sup>7</sup> organic synthesis,<sup>8</sup> among others. While the benefits of the technology are no longer in doubt, there are still limitations to achieving by mechanochemistry

many reactions reported in solution. One of these limitations is the need to heat the reaction medium in order to carry out reactions with a high activation energy. Despite the fact that collisions of the beads inside the milling jar provides a slight elevation of temperature,<sup>9</sup> the positive effect of heating was demonstrated over the years,<sup>10</sup> with the seminal work from G. Kaupp.<sup>11</sup> Depending on the vbm used, different heating systems have been developed,<sup>12</sup> including belt heaters,<sup>13</sup> heating tape,<sup>14</sup> or jacket,<sup>9b</sup> jacketed reactors with heat-carrying liquid,<sup>11, 15</sup> the use of a heat gun with a preset temperature,<sup>16</sup> induction-assisted heating,<sup>17</sup> and some commercially available devices.<sup>18</sup> Some of these studies clearly demonstrate the potential of heated ball-milling to easily anticipate reaction conditions in reactive extrusion for a solvent-less scale-up approach.<sup>13c, e</sup> Albeit efficient, most of the systems listed above require the use of a jar or beads made of conductive material, most frequently stainless steel. Herein, we propose a new approach involving the manufacture of epoxy resin milling jars, doped with IR-813 *p*-toluenesulfonate dye (2-Chloro-3-[2-(1,1,3-trimethylbenz[e]indolin-2-ylidene)ethylidene]-1-[2-(1,1,3-trimethylbenz[e]indolium-2-yl)vinyl]cyclohexene *p*-toluenesulfonate, Figure 1). Upon NIR (near infra-red) irradiation, the dye will absorb energy and release it in the form of heating. Such property was cleverly used for light-induced polymerization or polymer remodeling/recycling.<sup>19</sup> Compared to other techniques, NIR irradiation is known to use low energy and innocuous photons. It should be noted that different commercially available materials (Teflon, agate, stainless steel, zirconium oxide, tungsten carbide) are classically used in milling reactions, and that polymeric ones, with jars made by machining, have been recently evaluated for milling applications,<sup>20</sup> but epoxy resin was never tested to date.

## Results and discussion

To prove the possibility to use an NIR dye to provide sufficient heating in milling reactions, we decided to focus on the use of the vertical mini-mill P-23 from Fritsch®. First, a silicone mold of the two parts of a 10 mL ZrO<sub>2</sub> milling jar was made. A screening of different commercially available epoxy resins was then performed, to secure the finding of a composition that would fit the requirements of mechanochemical stress, as well

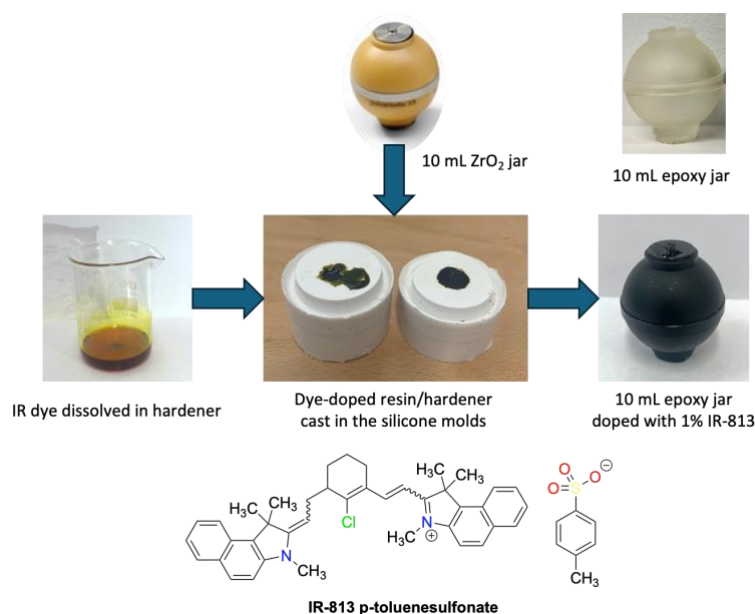


Figure 1. Preparation of transparent epoxy milling jar and IR-813-doped epoxy jar

Table 1. Evaluation of the chemical resistance of epoxy resin

Solvent	Resistance after immersion for	
	1 h	2 h
Acetone	E	E
Acetonitrile	E	E
Acetic acid	E	E
Benzaldehyde	E	E
Dichloromethane	F	N
Dimethylcarbonate	E	E
DMF	E	E
DMSO	F <sup>a</sup>	F <sup>a</sup>
1,3-Dioxolane	E	E
Ethanol	E	E
Hexane	E	E
Isopropanol	E	E
2-MeTHF	E	G
Pyridine	G	N <sup>b</sup>
Toluene	E	E
Aqueous solutions		
HCl 37%	E	E
H <sub>2</sub> SO <sub>4</sub> cc.	N <sup>b</sup>	N <sup>b</sup>
H <sub>2</sub> SO <sub>4</sub> 30%	E	E
Na <sub>2</sub> CO <sub>3</sub> 20%	E	E
NaOH 60%	E	E

A parallelepiped resin sample (SR8500/SD7160) of dimensions 25 x 25 x 3.5 mm was immersed in the solution. The chemical resistance was evaluated based on visual appearance at room temperature. If necessary (visual analysis inconclusive), a microscope was used. Green (E) indicates excellent resistance, Orange (G) good resistance, Yellow (F) fair resistance and Red (N) no chemical resistance. <sup>a</sup> Loss of transparency. <sup>b</sup> Becomes dark orange.

as high chemical resistance. Resin plates were prepared and immersed in various solutions (organic solvent, aqueous acidic and basic solutions) for up to 2 h to assess their chemical resistance. Gratifyingly, most of them showed excellent chemical resistance, even under highly acidic conditions (Table 1).<sup>21</sup> In addition, only few drops of solvent are generally used

in the ball-mill.<sup>22</sup> Thus, even solvents that are not completely compatible with the epoxy resin such as 2-MeTHF could be used as liquid additive in standard milling reactions. To evaluate the mechanical resistance, milling jars in epoxy resin were cast, filled with 300 mg of NaCl and one 10 mm diameter stainless steel ball. The mixture was then agitated at 25 or 30 Hz for 30 min. If most of the milling jar showed a good mechanical resistance at 25 Hz, milling at 30 Hz revealed their limitations with clear visual abrasion at the bottom of the jar. However, epoxy resins with high energy absorption (51-53 kJ.m<sup>-2</sup>, measured by Charpy Impact test) and relatively high T<sub>g</sub> (80-83 °C) gave excellent results in terms of mechanical resistance, even when working at higher frequency (50 Hz).<sup>21</sup> Hence, among the formulations tested, the most suitable was found to be a mixture SR8500/SD7160 from Sicomin®. To obtain milling jars with heating properties, different proportions (0.5, 1, 2 and 10% in weight) of IR-813 *p*-toluene sulfonate were first dissolved in the amine-containing hardener (SD7160). The epoxy partner (SR8500) was then added and the mixture was cast in the silicone mold. After curing, NIR dye-doped epoxy milling jars suitable for testing with the Pulverisette-23 were obtained (Figure 1). For the reader's convenience, the jars will be named **NIR-Jar-X**, X being the percentage of dye used, in the rest of the manuscript.

To evaluate the thermal properties of the **NIR-Jars**, a set-up involving an NIR LED irradiating at 850 nm, a thermal camera, and a thermocouple was used (Figure 2). The thermal camera allowed to monitor the temperature on the external surface of the milling jar, while the thermocouple was used to monitor the temperature on the inner wall of the jar. At first, the heating capacity of the milling jars doped with 0.5 - 10% of dye was evaluated upon irradiation at 0.5 W. cm<sup>-2</sup>, without and

with agitation at 30 Hz, in the absence of milling balls (Figure 3a and b, respectively). Interestingly, all the **NIR-Jars** allowed to reach temperatures of 140 - 150 °C when the jar was not moving, after only 10 min of irradiation. The external temperature was found to be slightly lower, 125 - 140 °C, when agitation to 30 Hz was on. Decrease of temperature was also monitored and going back to room temperature required less than 10 minutes. The dye content had little impact on the heating rate and maximal temperature obtained, showing that as low as 0.5% in weight was sufficient for good results. However, the need for the dye addition was demonstrated by monitoring the external temperature of a milling jar made of pure epoxy resin (no dye added) irradiated at 850 nm. As expected, no elevation of temperature was seen with or without agitation.

As the **NIR-Jar-0.5** reached a slightly lower temperature than the other **NIR-Jars**, we decided to continue the rest of the studies with **NIR-Jar-1**, that required the lower doping with IR-813 p-toluenesulfonate while having excellent thermal properties. The temperature could be tuned by changing the irradiance of the NIR LED (Figure 3c and d). Hence, irradiances of 0.15, 0.25, 0.38, 0.5 and 0.6 W·cm<sup>-2</sup> allowed to reach a range of external temperatures of 71 to 158 °C. Corresponding internal temperatures, measured simultaneously, were




Figure 2. Set-up for irradiating and monitoring temperature during milling

slightly lower (49 to 112 °C). Hence, **NIR-Jar-1** allowed to reach relatively high and controlled temperature inside the milling jar, as the maximum  $T_{int}$  and  $T_{ext}$  were found to be linearly correlated to the irradiance (Figure 3f). Finally, the impact of the frequency of agitation on the internal and external temperature was evaluated at an irradiance of 0.5 W·cm<sup>-2</sup> (Figure 3e). Using a higher frequency (50 Hz) resulted in lower  $T_{int}$  and  $T_{ext}$  of 86 and 120 °C, respectively, than with an

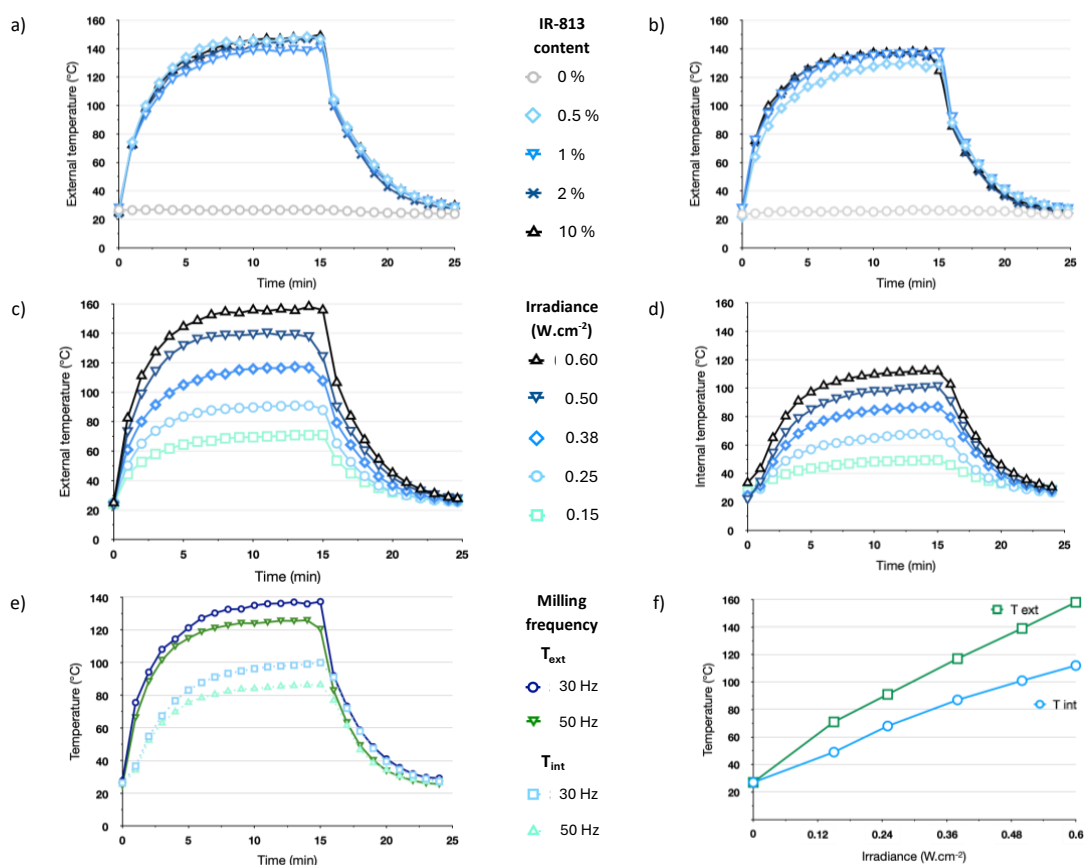


Figure 3. Evolution, in the absence of milling balls, of external temperature of milling jars doped with different IR-813 content and irradiated with a NIR LED emitting at 850 nm with an irradiance of 0.5 W·cm<sup>-2</sup> (a) without agitation and (b) with agitation at 30 Hz. Evolution of (c) external and (d) internal temperature of **NIR-Jar-1** upon NIR irradiation at various irradiance, without agitation. e) Effect of milling frequency on internal and external temperature of **NIR-Jar-1**, at an irradiance of 0.5 W·cm<sup>-2</sup>, in the absence of milling balls. f) Correlation between maximal external temperature and irradiance without agitation.

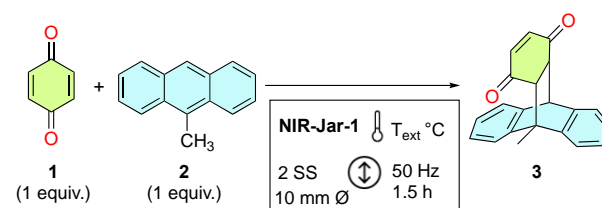
agitation at 30 Hz. It should be noted that these measurements were performed without adding beads inside the milling jar, and that shocks during the milling might provide a slight increase in temperature.

### Thermally induced milling reactions

With the heating jars fully characterized, we tested the viability of the jars with reactions that require an external heating, even when performed in mechanochemistry. First, we focused on Diels-Alder reactions that were previously studied by Mack and co-workers to explore the energetics of a Spex 8000M ball-mill equipped with a heating band.<sup>13a</sup> Thus, different Diels-Alder partners were used to study reactions having activation energies of 14.6, 14.9 and 17.4 kcal.mol<sup>-1</sup>. It is important to highlight that the movement of the jar is quite different in the Spex 8000M and in the mini-mill P-23. Thus, direct comparison of results is rather complicated. For the reaction with  $E_a = 14.6$  kcal.mol<sup>-1</sup>, benzoquinone **1** and 9-methylanthracene **2** were milled at 50 Hz using two stainless steel balls of 1 cm diameter (Table 2). When an irradiance of 0.5 W.cm<sup>-2</sup> was applied, leading to an external temperature of 117 °C, 97% conversion was obtained (Entry 1). However, without any irradiation, an external temperature of 50 °C was attained, and a quantitative conversion was also obtained (Entry 2). In the Spex 8000M, a similar result was obtained, but it was necessary to apply a temperature of 50 °C. This clearly shows that the type of milling has a drastic impact on the outcome of a reaction.

The reaction between maleic anhydride **4** and anthracene **5**, having an  $E_a = 14.9$  kcal.mol<sup>-1</sup>, was next investigated. Such reaction needed a temperature of about 82 °C to reach full conversion in the Spex 8000M.<sup>13a</sup> In the P-23, using an irradiance of 0.5 W.cm<sup>-2</sup> ( $T_{ext} = 117$  °C) at a frequency of 30 Hz

Table 2. Diels-Alder reaction of benzoquinone and 9-methylanthracene<sup>a</sup>

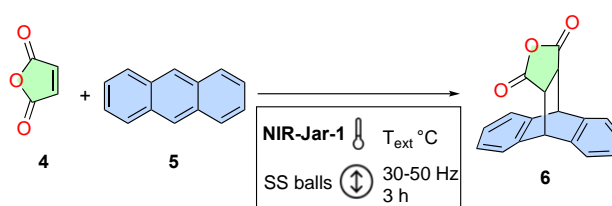


Entry	Irradiance (W.cm <sup>-2</sup> )	$T_{ext}$ (°C)	Conv. (%) <sup>b</sup>
1	0.5	117	97
2	0	50	99

<sup>a</sup> Reaction conditions: **1** (0.5 mmol) and **2** (0.5 mmol) were milled in a 10 mL NIR-Jar-1 at 50 Hz for 1.5 h, upon irradiation at 850 nm. <sup>b</sup> Conversion determined by HPLC.

resulted in only 20% conversion (Table 3, entry 1). Increasing the frequency to 50 Hz allowed to slightly increase the conversion (Entry 2). However, when opening the milling jar, it was visually evident that the milling balls were following a preferred path, and that the mixture was not homogeneous. Thus, a third ball of 10 mm diameter was added, which allowed to obtain a better homogenization and higher conversion (Entry 3). Nevertheless, the use of relatively heavy balls at high speed induced a break of the epoxy milling jar and leakage of a part of the reaction mixture. To avoid such safety issue, six 7 mm diameter milling balls were used instead, giving a slightly lower conversion, but no break of the milling jar (Entry 4). Interestingly, increasing the milling load while using an irradiance of 0.6 W.cm<sup>-2</sup> allowed to reach 85 % conversion (Entry 5), and full conversion when using an excess of maleic anhydride (Entry 6). Under these conditions, no or lower NIR irradiation resulted in lower conversions (Entries 7-9).

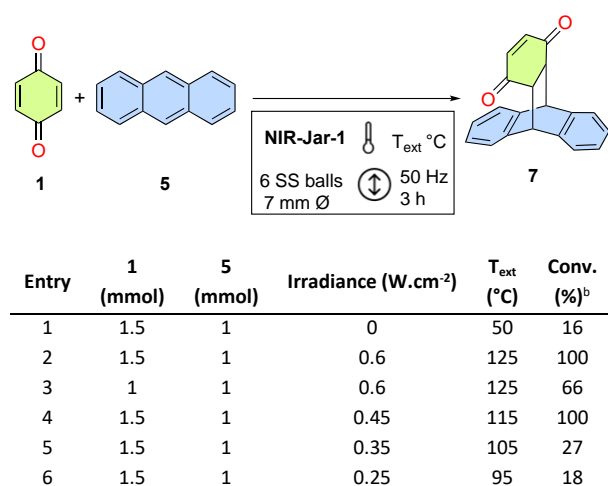
Table 3. Diels-Alder reaction of maleic anhydride and anthracene<sup>a</sup>



Entry	<b>4</b> (mmol)	<b>5</b> (mmol)	Frequency (Hz)	Balls (ø in mm)	Irradiance (W.cm <sup>-2</sup> )	$T_{ext}$ (°C)	Conv. (%) <sup>b</sup>
1	0.5	0.5	30	2 (10)	0.5	117	20
2	0.5	0.5	50	2 (10)	0.5	117	30
3	0.5	0.5	50	3 (10)	0.5	117	41
4	0.5	0.5	50	6 (7)	0.5	117	36
5	1	1	50	6 (7)	0.6	125	85
6	1.5	1	50	6 (7)	0.6	125	100
7	1.5	1	50	6 (7)	0.45	115	100
8	1.5	1	50	6 (7)	0.25	97	50
9	1.5	1	50	6 (7)	0	50	43

<sup>a</sup> Reaction conditions: **4** and **5** were milled in a 10 mL NIR-Jar-1 at 30-50 Hz for 3 h, upon irradiation at 850 nm. <sup>b</sup> Conversion determined by HPLC.

Table 4. Diels-Alder reaction of benzoquinone and anthracene<sup>a</sup>

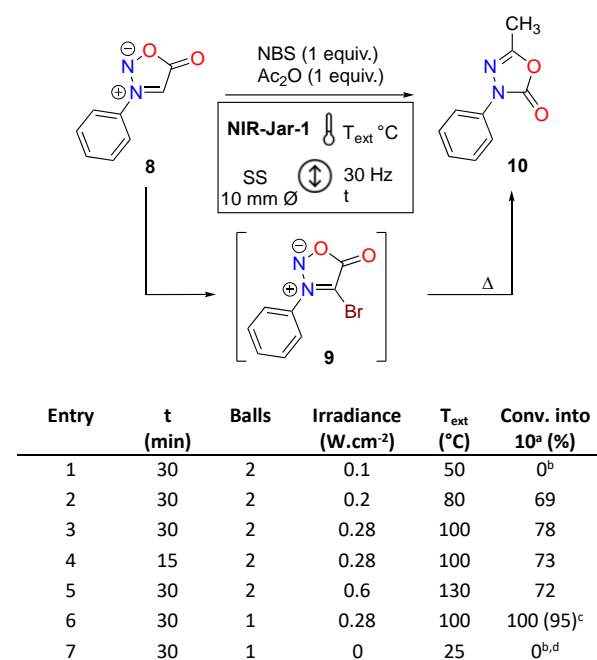


<sup>a</sup> Reaction conditions: **1** and **5** were milled, using six 7 mm diameter stainless steel balls, in a 10 mL **NIR-Jar-1** at 50 Hz for 3 h, upon irradiation at 850 nm. <sup>b</sup> Conversion determined by HPLC.

Finally, the Diels-Alder reaction with the highest activation energy ( $E_a = 17.4 \text{ kcal.mol}^{-1}$ ), involving benzoquinone **1** and anthracene **5**, was evaluated (Table 4). Such reaction required a temperature of approximately 105 °C to reach full conversion in a Spex 8000M.<sup>13a</sup> In our hands, without external heating, 16 % conversion were obtained in 3 h of milling at 50 Hz, with an excess of benzoquinone (Entry 1). Gratifyingly, with an irradiance of 0.6 W.cm<sup>-2</sup>, full conversion into the adduct **7** was obtained (Entry 2). On the other hand, working in stoichiometric conditions allowed to reach only 66% conversion (Entry 3). Finally, reducing the irradiance to 0.45 allowed to maintain full conversion, while 0.35 and 0.25 W.cm<sup>-2</sup> gave conversions of 27 and 18 %, respectively (Entries 4-6).

To further demonstrate the applicability of **NIR-Jar-1** to promote mechanochemical reactions that require external heating, we next focused on a mechanochemical rearrangement that we reported recently, of N-phenylsydnone **8**, in the presence of stoichiometric quantities of acetic anhydride and N-bromosuccinimide, into 3-phenyl-5-methyl-1,3,4-oxadiazolin-2-one **10**.<sup>16c</sup> Without external heating, such mechanochemical conditions lead to the exclusive bromination of **8** into intermediate **9**. Upon gentle heating during the milling, full conversion into oxadiazolinone **10** is obtained. Of note, this rearrangement was reported using a horizontal vibratory ball-mill with external heating provided by a heatgun with a set temperature at 100 °C. In the vertical ball-mill, when sydnone **8** was milled at 30 Hz with Ac<sub>2</sub>O and NBS, using two stainless steel balls (1 cm diameter), and the irradiance set to 0.1 W.cm<sup>-2</sup> to obtain an external temperature of 50 °C, full conversion into brominated sydnone **9** was obtained after 30 min (Table 5, Entry 1). Increasing the irradiance to reach temperatures of 80 and 100 °C allowed to promote the rearrangement into **10** and

Table 5. Mechanochemical rearrangement of sydnone **8**<sup>a</sup>



<sup>a</sup> Reaction conditions: **8** (0.45 mmol), NBS (0.45 mmol) and acetic anhydride (0.45 mmol) were milled in a 10 mL **NIR-Jar-1** at 30 Hz for 15-30 min, upon irradiation at 850 nm. <sup>b</sup> Full conv. into brominated intermediate **9**. <sup>c</sup> Isolated yield is given in brackets. <sup>d</sup> Intermediate **9** was isolated in 98% yield.

gave conversions of 69 and 78%, respectively (Entries 2 and 3). Reducing the reaction time to 15 min or increasing the temperature to 130 °C resulted in lower conversions of 73 and 72 %, respectively (Entries 4 and 5). Finally, using only one 1 cm diameter ball allowed to reach full conversion, yielding oxadiazolinone **10** in 95 % after extraction (Entry 6). To confirm that the heating was necessary under these conditions, the same reaction was performed without IR irradiation, and resulted in full conversion into intermediate **9**, which could be isolated in 98 % yield (Entry 7). Under these conditions, no elevation of the external temperature was observed, contrary to Diels-Alder reactions for which a higher frequency and different amount and type of balls were used.

## Conclusion

A new material, namely epoxy resin, and an original manufacturing approach by molding and casting were used to produce milling jars for a vertical ball-mill. Such material was found to be chemically resistant and robust enough for a use in ball-milling. Doping the resin with a NIR-absorbing dye allowed to produce milling jars that could provide consistent heating during milling. Upon irradiation at 850 nm, the novel NIR-Jars allowed to perform mechanochemical reactions that require heating to provide the desired product. The efficiency of the jars was thus demonstrated in the rearrangement of sydnone into 1,3,4-oxadiazolin-2-one and in Diels-Alder reactions with high activation energies. This paves the way to the preparation of milling jars with different shapes, adapted

to their use in various type of ball-mills, and with broad applications depending on their composition.

### Conflict of interest

The authors declare that they have no known competing financial interests or personal relationships that could have appeared to influence the work reported in this paper.

### Acknowledgment

The Université de Montpellier, Centre National de la Recherche Scientifique (CNRS) and the French National Research Agency (ANR-21-CE07-0008) are gratefully acknowledged for funding. Sicomin® is thanked for the generous gift of epoxy resins.

### Authors contributions

Xavier Bantreil: Conceptualization (equal); Funding acquisition (lead); writing – original draft (lead); formal analysis (lead); writing – review and editing (equal). Frédéric Lamaty: Conceptualization (supporting); Funding acquisition; Writing – original draft (supporting); Writing – review and editing (equal). Julien Pinaud: Conceptualization (equal); Funding acquisition (lead); writing – original draft (lead); formal analysis (lead); writing – review and editing (equal). Joao Tanepau: Resources (lead); writing – review and editing (equal). Hafsa Bonnaanaa: Resources (lead); writing – review and editing (equal). Angele Mace: Resources (equal). Arthur Guerin: Resources (equal). Philibert Lenormand: Resources (equal)

### Bibliography

1. a) Friščić, T.; Mottillo, C.; Titi, H. M. Mechanochemistry for Synthesis. *Angew. Chem. Int. Ed.* **2020**, *59*, 1018-1029; b) Howard, J.; Cao, Q.; Browne, D. L. Mechanochemistry as an emerging tool for molecular synthesis: what can it offer? *Chem. Sci.* **2018**, *9*, 3080-3094; c) James, S. L.; Adams, C. J.; Bolm, C.; Braga, D.; Collier, P.; Friščić, T.; Grepioni, F.; Harris, K. D. M.; Hyett, G.; Jones, W.; Krebs, A.; Mack, J.; Maini, L.; Orpen, A. G.; Parkin, I. P.; Shearouse, W. C.; Steed, J. W.; Waddell, D. C. Mechanochemistry: opportunities for new and cleaner synthesis. *Chem. Soc. Rev.* **2012**, *41*, 413-447.  
2. a) Howard, J. L.; Sagatov, Y.; Repusseau, L.; Schotten, C.; Browne, D. L. Controlling reactivity through liquid assisted grinding: the curious case of mechanochemical fluorination. *Green Chem.* **2017**, *19*, 2798-2802; b) Hernández, J. G.; Bolm, C. Altering Product Selectivity by Mechanochemistry. *J. Org. Chem.* **2017**, *82*, 4007-4019.  
3. Takacs, L. The historical development of mechanochemistry. *Chem. Soc. Rev.* **2013**, *42*, 7649-7659.  
4. a) Krusenbaum, A.; Grätz, S.; Tigineh, G. T.; Borchardt, L.; Kim, J. G. The mechanochemical synthesis of polymers. *Chem. Soc. Rev.* **2022**, *51*, 2873-2905; b) Tanepau, J.; Caillol, S.; Lacroix-Desmazes, P.; Lamaty, F.; Bantreil, X.; Pinaud, J. Mechanochemical ATRP: an asset for the bulk copolymerization of solid and liquid monomers. *ChemRxiv* **2024**, 10.26434/chemrxiv-2024-b26438m26432.

5. a) Julien, P. A.; Užarević, K.; Katsenis, A. D.; Kimber, S. A. J.; Wang, T. C.; Farha, O. K.; Zhang, Y.; Casaban, J.; Germann, L.; Etter, M.; Dinnebier, R. E.; James, S. L.; Halasz, I.; Friscic, T. In situ monitoring and mechanism of the mechanochemical formation of a microporous MOF-74 framework. *J. Am. Chem. Soc.* **2016**, *138*, 2929-2932; b) Crawford, D.; Casaban, J.; Haydon, R.; Giri, N.; McNally, T.; James, S. L. Synthesis by extrusion: continuous, large-scale preparation of MOFs using little or no solvent. *Chem. Sci.* **2015**, *6*, 1645-1649.  
6. Tan, D.; García, F. Main group mechanochemistry: from curiosity to established protocols. *Chem. Soc. Rev.* **2019**, *48*, 2274-2292.  
7. Rightmire, N. R.; Hanusa, T. P. Advances in organometallic synthesis with mechanochemical methods. *Dalton Trans.* **2016**, *45*, 2352-2362.  
8. a) Wang, G.-W. Mechanochemical organic synthesis. *Chem. Soc. Rev.* **2013**, *42*, 7668-7700; b) Bento, O.; Luttringer, F.; Mohy El Dine, T.; Pétry, N.; Bantreil, X.; Lamaty, F. Sustainable Mechanosynthesis of Biologically Active Molecules. *Eur. J. Org. Chem.* **2022**, e202101516.  
9. a) Kulla, H.; Wilke, M.; Fischer, F.; Rollig, M.; Maierhofer, C.; Emmerling, F. Warming up for mechanosynthesis - temperature development in ball mills during synthesis. *Chem. Commun.* **2017**, *53*, 1664-1667; b) Linberg, K.; Röder, B.; Al-Sabbagh, D.; Emmerling, F.; Michalchuk, A. A. L. Controlling polymorphism in molecular cocrystals by variable temperature ball milling. *Faraday Discuss.* **2023**, *241*, 178-193; c) Kubota, K.; Takahashi, R.; Uesugi, M.; Ito, H. A Glove-Box- and Schlenk-Line-Free Protocol for Solid-State C–N Cross-Coupling Reactions Using Mechanochemistry. *ACS Sustain. Chem. Eng.* **2020**, *8*, 16577-16582.  
10. Užarević, K.; Štrukil, V.; Mottillo, C.; Julien, P. A.; Puškarić, A.; Friščić, T.; Halasz, I. Exploring the Effect of Temperature on a Mechanochemical Reaction by in Situ Synchrotron Powder X-ray Diffraction. *Cryst. Growth Des.* **2016**, *16*, 2342-2347.  
11. Kaupp, G. Solid-state molecular syntheses: complete reactions without auxiliaries based on the new solid-state mechanism. *CrystEngComm* **2003**, *5*, 117-133.  
12. Martinez, V.; Stolar, T.; Karadeniz, B.; Brekalo, I.; Užarević, K. Advancing mechanochemical synthesis by combining milling with different energy sources. *Nat. Rev. Chem.* **2023**, *7*, 51-65.  
13. a) Andersen, J. M.; Mack, J. Decoupling the Arrhenius equation via mechanochemistry. *Chem. Sci.* **2017**, *8*, 5447-5453; b) Andersen, J. M.; Starbuck, H. F. Rate and Yield Enhancements in Nucleophilic Aromatic Substitution Reactions via Mechanochemistry. *J. Org. Chem.* **2021**, *86*, 13983-13989; c) Andersen, J.; Starbuck, H.; Current, T.; Martin, S.; Mack, J. Milligram-scale, temperature-controlled ball milling to provide an informed basis for scale-up to reactive extrusion. *Green Chem.* **2021**, *23*, 8501-8509; d) Cindro, N.; Tireli, M.; Karadeniz, B.; Mrla, T.; Užarević, K. Investigations of Thermally Controlled Mechanochemical Milling Reactions. *ACS Sustain. Chem. Eng.* **2019**, *7*, 16301-16309; e) Bolt, R. R. A.; Raby-Buck, S. E.; Ingram, K.; Leitch, J. A.; Browne, D. L. Temperature-Controlled Mechanochemistry for the Nickel-Catalyzed Suzuki–Miyaura-Type Coupling of Aryl Sulfamates via Ball Milling and Twin-Screw Extrusion. *Angew. Chem. Int. Ed.* **2022**, *61*, e202210508; f) Brekalo, I.; Martinez, V.; Karadeniz, B.; Orešković, P.; Drapanauskaite, D.; Vriesema, H.; Stenekes, R.; Etter, M.; Dejanović, I.; Baltrusaitis, J.; Užarević, K. Scale-Up of Agrochemical Urea-Gypsum Cocrystal Synthesis Using Thermally Controlled Mechanochemistry. *ACS Sustain. Chem. Eng.* **2022**, *10*, 6743-6754; g) Bati, G.; Csókás, D.; Yong,

- T.; Tam, S. M.; Shi, R. R. S.; Webster, R. D.; Pápai, I.; García, F.; Stuparu, M. C. Mechanochemical Synthesis of Corannulene-Based Curved Nanographenes. *Angew. Chem. Int. Ed.* **2020**, *59*, 21620-21626.
14. Immohr, S.; Felderhoff, M.; Weidenthaler, C.; Schüth, F. An Orders-of-Magnitude Increase in the Rate of the Solid-Catalyzed CO Oxidation by In Situ Ball Milling. *Angew. Chem. Int. Ed.* **2013**, *52*, 12688-12691.
15. Mashkouri, S.; Reza Naimi-Jamal, M. Mechanochemical Solvent-Free and Catalyst-Free One-Pot Synthesis of Pyrano[2,3-d]Pyrimidine-2,4(1H,3H)-Diones with Quantitative Yields. *Molecules* **2009**, *14*, 474-479.
16. a) Kubota, K.; Seo, T.; Ito, H. Solid-state cross-coupling reactions of insoluble aryl halides under polymer-assisted grinding conditions. *Faraday Discuss.* **2023**, *241*, 104-113; b) Takahashi, R.; Hu, A.; Gao, P.; Gao, Y.; Pang, Y.; Seo, T.; Jiang, J.; Maeda, S.; Takaya, H.; Kubota, K.; Ito, H. Mechanochemical synthesis of magnesium-based carbon nucleophiles in air and their use in organic synthesis. *Nat. Commun.* **2021**, *12*, 6691; c) Luttringer, F.; Pétry, N.; Clot, E.; Bantreil, X.; Lamaty, F. Mechanochemical Halogenations of Sydnones and Rearrangement to 1,3,4-Oxadiazolin-2-ones. *ChemRxiv* **2024**, 10.26434/chemrxiv-22024-h26433126432p; d) Seo, T.; Toyoshima, N.; Kubota, K.; Ito, H. Tackling Solubility Issues in Organic Synthesis: Solid-State Cross-Coupling of Insoluble Aryl Halides. *J. Am. Chem. Soc.* **2021**, *143*, 6165-6175; e) Pétry, N.; Luttringer, F.; Bantreil, X.; Lamaty, F. A mechanochemical approach to the synthesis of sydnones and derivatives. *Faraday Discuss.* **2023**, *241*, 114-127.
17. Félix, G.; Fabregue, N.; Leroy, C.; Métro, T.-X.; Chen, C.-H.; Laurencin, D. Induction-heated ball-milling: a promising asset for mechanochemical reactions. *Phys. Chem. Chem. Phys.* **2023**, *25*, 23435-23447.
18. *MM500 control*. <https://www.retsch.fr/fr/produits/broyer/broyeurs-a-billes/mm-500-control/> (accessed July, 12, 2024).
19. a) Launay, V.; Caron, A.; Noirbent, G.; Gigmes, D.; Dumur, F.; Lalevée, J. NIR Organic Dyes as Innovative Tools for Reprocessing/Recycling of Plastics: Benefits of the Photothermal Activation in the Near-Infrared Range. *Adv. Funct. Mater.* **2021**, *31*, 2006324; b) Bonardi, A.-H.; Bonardi, F.; Noirbent, G.; Dumur, F.; Gigmes, D.; Dietlin, C.; Lalevée, J. Free-radical polymerization upon near-infrared light irradiation, merging photochemical and photothermal initiating methods. *J. Polym. Sci.* **2020**, *58*, 300-308; c) Launay, V.; Dumur, F.; Gigmes, D.; Lalevée, J. Near-infrared light for polymer re-shaping and re-processing applications. *J. Polym. Sci.* **2021**, *59*, 2193-2200; d) Sun, K.; Xiao, P.; Dumur, F.; Lalevée, J. Organic dye-based photoinitiating systems for visible-light-induced photopolymerization. *J. Polym. Sci.* **2021**, *59*, 1338-1389.
20. Rappen, M. F.; Beissel, L.; Geisler, J.; Tietmeyer, S. T.; Graetz, S.; Borchardt, L. Polymer Vessels in Mechanochemical Syntheses: Assessing Material Performance. *RSC Mechanochem.* **2024**, 10.1039/d1034mr00059e.
21. See Supporting Information for details.
22. Bowmaker, G. A. Solvent-assisted mechanochemistry. *Chem. Commun.* **2013**, *49*, 334-348.