



HAL
open science

Catalytic Deprotection of Alkyne Dicobalt Hexacarbonyl Complexes using Near-Infrared Photocatalysis

Jean-Philippe Goddard, Morgan Cormier, Johanna Frey

► **To cite this version:**

Jean-Philippe Goddard, Morgan Cormier, Johanna Frey. Catalytic Deprotection of Alkyne Dicobalt Hexacarbonyl Complexes using Near-Infrared Photocatalysis. *Journal of Organic Chemistry*, 2024, 89 (20), pp.15217-15224. 10.1021/acs.joc.4c02009 . hal-04756360

HAL Id: hal-04756360

<https://hal.science/hal-04756360v1>

Submitted on 28 Oct 2024

HAL is a multi-disciplinary open access archive for the deposit and dissemination of scientific research documents, whether they are published or not. The documents may come from teaching and research institutions in France or abroad, or from public or private research centers.

L'archive ouverte pluridisciplinaire **HAL**, est destinée au dépôt et à la diffusion de documents scientifiques de niveau recherche, publiés ou non, émanant des établissements d'enseignement et de recherche français ou étrangers, des laboratoires publics ou privés.

Catalytic Deprotection of Alkyne Dicobalt Hexacarbonyl Complexes using Near-Infrared Photocatalysis

Johanna Frey, Jean-Philippe Goddard,* Morgan Cormier*

Laboratoire d'Innovation Moléculaire et Applications (LIMA), UMR 7042, Université de Haute-Alsace (UHA), Université de Strasbourg, CNRS, Mulhouse 68100, France.

KEYWORDS: Photocatalysis, Alkyne Dicobalt Complexes, Near-Infrared, Catalytic Deprotection

ABSTRACT: Dicobalt hexacarbonyl complexes are well-known for their applications in Nicholas reaction or simply as protecting group for alkynes. To recover the alkyne, demetallation is necessary, which usually involves a stoichiometric amount of an oxidizing agent or a strong ligand. This article reports a demetallation methodology based on a photocatalytic process. This approach employs a photocatalyst under aerobic conditions and the optimal results were achieved using mild near-infrared irradiation. Mechanistic investigation is also presented to elucidate how the photocatalytic system promotes this deprotection. This tool is compatible with one-pot reaction and orthogonal deprotection of alkyne offering new perspectives for further applications.

INTRODUCTION

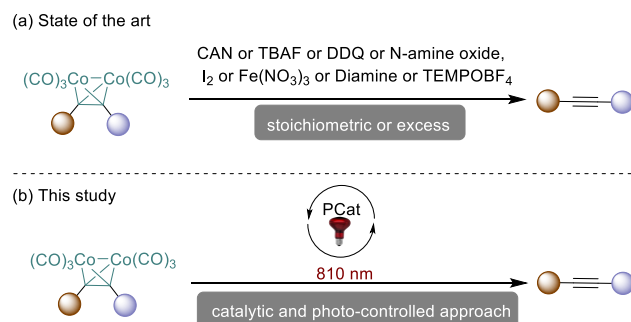
Alkyne dicobalt hexacarbonyl complexes are relevant reagents that can be employed to functionalize a propargylic position through the Nicholas reaction.^{1,2} This reaction has been applied to various structures, even in total synthesis of sophisticated natural compounds.³ These cobalt-based complexes are also used as a rare protecting group for alkyne and is sometimes employed to stabilize fragile triple-bond⁴ for specific applications such as click chemistry.⁵ When a dicobalt hexacarbonyl complex is installed into biologically active molecules, their properties as a drug can be exacerbated as it was demonstrated in cancer treatment.⁶ For most of these applications, the cobalt-complex is used as a transient group that needs to be demetallated to recover the original function. To do so, two main approaches are reported in the literature. First, a one-electron oxidizing reagent can be used to promote this deprotection like ceric ammonium nitrate (CAN),⁷ 2,3-Dichloro-5,6-dicyano-1,4-benzoquinon (DDQ),⁸ I₂,⁹ or Fe(NO₃)₃.¹⁰ Alternatively, a strong coordinating ligand (*N*-amine Oxide,^{5a,5c} TBAF,¹¹ diamine¹² can be involved to substitute a carbonyl ligand on the cobalt center and promote the demetallation. Both strategies suffer from the same drawback because an over-stoichiometric amount of the deprotecting reagent is required to recover the triple-bond (Scheme 1). This is an important limitation since many of these reagents are toxic and not recyclable.

In parallel, the photocatalysis concept has recently emerged as a powerful tool to promote organic reactions via single electron transfer (SET)¹³ or energy transfer (EnT) pathways.¹⁴ In both cases, the photocatalyst (PCat) is promoted to its excited state through visible-light or near-infrared irradiation¹⁵ providing new intermediates than can be used to triggered reaction. Thus, only a catalytic amount

of PCat is engaged in achieving very complex transformations. To get a photocatalytic reaction even more renewable, O₂ can be used in some cases as a co-oxidant to close the catalytic cycle. Recent advancements in NIR-photocatalysis offer milder reaction conditions and present noteworthy benefits that should be taken into account for the development of new synthetic methodologies. Specifically, this light ($\lambda > 750$ nm) is lower in energy, penetrates deeper into solutions, and is biocompatible.

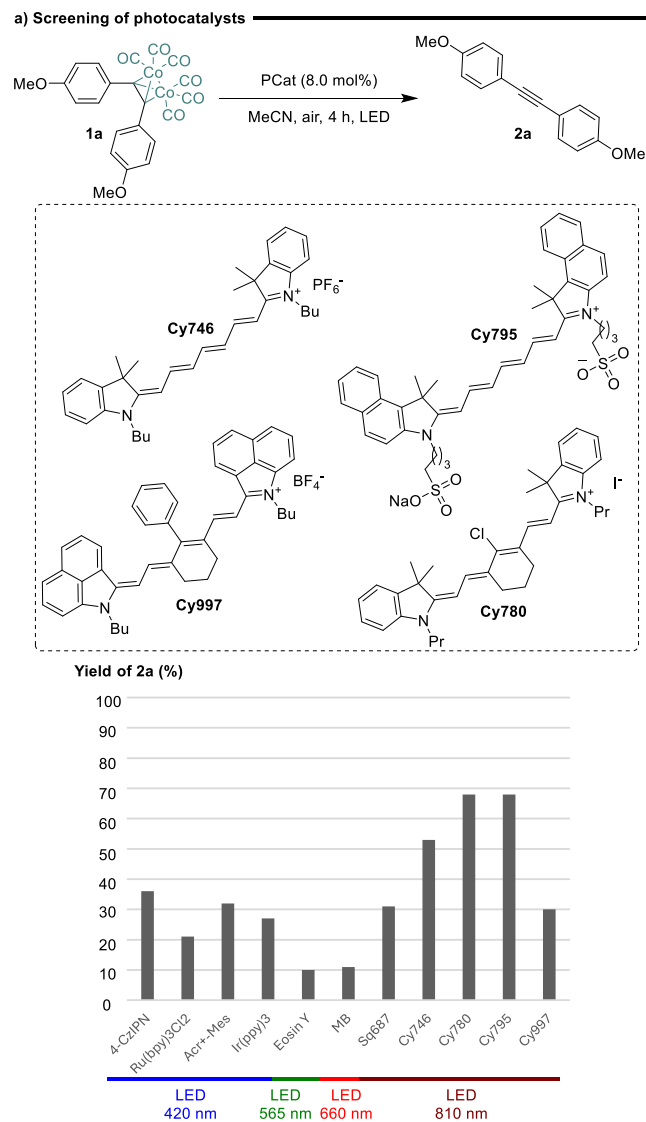
Herein, we report a new photocatalytic approach under aerobic conditions and near-infrared activation to demetallate of cobalt-alkyne complex. This strategy results in a photo-controlled reaction, facilitating the delivery of the alkyne function by simple light-activation.

Scheme 1. Demetallation of Alkyne Dicobalt Hexacarbonyl Complexes (a) State of the Art (b) Near-Infrared Photocatalysis Approach



RESULTS AND DISCUSSION

First, we screened potential photocatalysts that are able to perform the photodemetalation of complex **1a** bearing an internal alkyne with two *p*-methoxybenzyl groups (Figure 1a). Acetonitrile was chosen as solvent, as well as a catalytic loading of 8.0 mol% of photocatalyst and a reaction time of 4 h. Classical visible-light photocatalysts (4-CzIPN, Ru(bpy)₃Cl₂, Acr⁺-Mes, Ir(ppy)₃, Eosin Y and Methylene Blue) were compared using the corresponding LEDs irradiation at their maximum of absorption ($\lambda = 420$ nm, $\lambda = 565$ nm, $\lambda = 660$ nm). To obtain comparable outcomes, the same irradiance range was used for the selected visible light LEDs.¹⁶ Under visible light irradiation, this reaction can be performed catalytically with most of the photocatalysts but the deprotection efficiency is low to moderate. Indeed, the best result was obtained with the 4-CzIPN which allowed to isolate **2a** in 36% yield with a partial demetalation of **1a**. Even the very powerful oxidant, the Fukuzumi catalyst (Acr⁺Mes, $E^*_{\text{red}} = + 2.18$ V vs SCE),¹⁷ did not provide more than 32% yield. After recording the absorption spectrum of **1a** in MeCN, we observed a strong absorption band in UV (<400 nm), but also in the range 400-700 nm (Figure 1b). To anticipate a potential limitation due to visible wavelengths absorption, we compared these results with the Near Infrared-photocatalysts (NIR-photocatalysts) that we developed in our laboratory for various organic transformations: squaraine (**Sq687**)¹⁸ and cyanines (**Cy746**, **Cy795**, **Cy997**, **Cy780**).¹⁹ Above 700 nm, the complex **1a** should not overlap with the absorption of the photocatalyst. The reaction was run with **Sq687** as photocatalyst at 810 nm but any amelioration was observed since **2a** was isolated in 31% yield. However, two cyanines were efficient at 810 nm, both **Cy780** and **Cy795** afforded 68% yield with a partial conversion. To further optimize the reaction conditions, we selected the **Cy780** since less by-products were observed in the crude mixture.



b) Absorption spectrum of **1a**

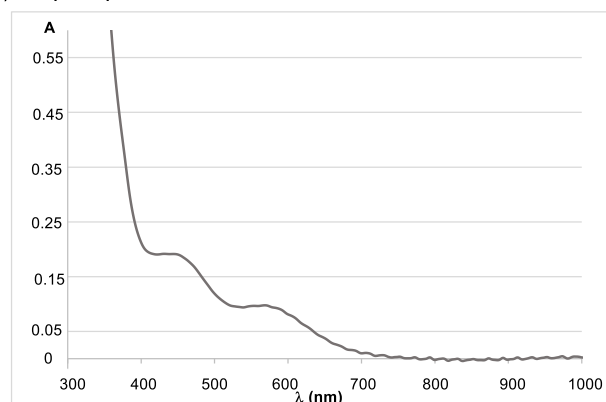
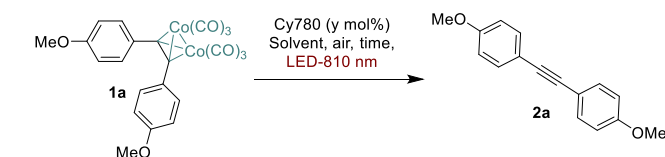


Figure 1. (a) Screening of photocatalysts. Reactions were run on 0.1 mmol in MeCN for 4 h, isolated yields are reported (b) Absorption spectrum of **1a** in MeCN ($C = 10^{-4}$ M)

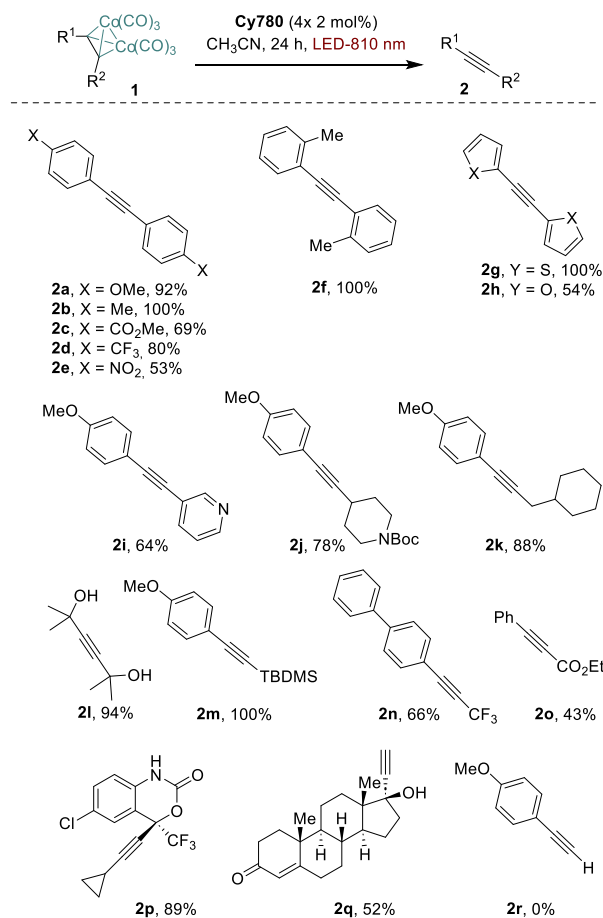
Table 1. Optimization Study

Entry	Parameter	Conditions ^a	Yield (%) ^b
1		MeCN, 4 h, y = 8.0	68
2	Solvent	DCE, 4 h, y = 8.0	25
3		DMSO, 4 h, y = 8.0	17
4		<i>i</i> PrOH, 4 h, y = 8.0	16
5	PCat loading	MeCN, 4 h, y = 5.0	46
6	Time	MeCN, 24 h, y = 8.0	60
7 ^c	Cy780 Portionwise	MeCN, 24 h, y = 4 x 2.0	92
8 ^c		MeCN, 24 h, y = 4 x 2.0 In the dark	28
9	Control	MeCN, 24 h, No PCat	20
10		MeCN, 24 h, No PCat In the dark	7

^aReactions were run on 0.1 mmol scale of **1a** in 1 mL of solvent at room temperature under air atmosphere. Irradiation with 2xLED-810 nm (2 x 23.7 μW/mm²). ^bIsolated yields obtained after column chromatography. ^cPortionwise addition was realized following the sequence: 4 x 2 mol% at t = 0 min, t = 3 h, t = 6 h, t = 9 h

Having found an efficient photocatalyst (**Cy780**), a series of experiments were started to optimize the reaction conditions (Table 1). A strong solvent effect was observed; the reaction was less efficient in DCE, DMSO and *i*PrOH (25%, 17% and 16 % yields respectively, entries 2-4). We tried to decrease the loading of photocatalyst to 5 mol% but in this case the conversion and yield were lower (46 % yield, entry 5). To push forward the full conversion, the reaction was set-up for 24 h of irradiation. Surprisingly, we did not observe any improvement of conversion, and a comparable yield was obtained (60%, entry 6). This result suggests that a degradation of the photocatalyst occurs during the reaction (see ESI pS3). A kinetic experiment shows that after 3 h, a plateau of conversion is reached and all the photocatalyst is photobleached (see ESI pS2). To circumvent this problem, we decided to add the photocatalyst in a portionwise manner (4 x 2.0 mol%). Thus, the reaction mixture is constantly refilled in fresh photocatalyst, and full conversion is obtained after 24 h and **2a** was isolated in 92 % yield (entry 7). This portionwise addition is technically simple since the reaction is achieved in open flask under aerobic conditions. Finally, control reactions were run. In the dark, we observed 28% of demetallation (entry 8), 20% without the photocatalyst (entry 9) and 7% when the complex **1a** is poured into CH₃CN in the dark for 24 h without photocatalyst (entry 10). These results suggest that acetonitrile acts as a coordinating species promoting a slow decomposition of the cobalt complex, leading to a partial deprotection of the alkyne. This background reaction is not surprising, but the

photocatalytic system is still important to accelerate the deprotection and reach the full conversion.

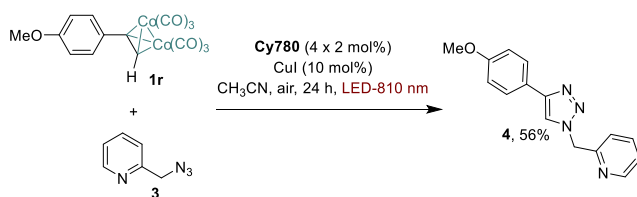
Scheme 2. Substrate scope and limitations for the NIR-photocatalytic demetallation of alkyne dicobalt hexacarbonyl complexes

^aReaction conditions: 0.1 mmol of **1** and 4 x 2 mol% of **Cy780** in 1 mL of CH₃CN at room temperature under air atmosphere. Irradiation with 2 LED-810 nm (2x23.7 mW/mm²). Isolated yields obtained after column chromatography.

Then, the optimal conditions were applied to explore the scope of alkyne dicobalt hexacarbonyl complexes (Scheme 2). By screening different para-substituted bis-aryl internal alkynes, we observed that it proceeds more efficiently with electrodonating groups such as methoxy (**2a**, 92% yield) or methyl (**2b**, 100% yield). For molecules containing electronwithdrawing groups (**2c-e**), we observed a significant erosion of the yields, ranging from 53% for nitro (**2e**) to 80% for the trifluoromethyl (**2d**). Surprisingly, the reactivity of bulkier alkyne **2f** with an ortho-methyl is still conserved and a quantitative yield was obtained for the deprotection. Heteroaromatic rings are also well tolerated since the bis-thiophene **2g** was obtained in 100% yield whereas the bis-furan **2h** was deprotected in 54%. The demetallation is still efficient for nitrogen-containing heterocycles such as pyridine and protected piperidine, the products **2i** and **2j**

were isolated in 64% and 78% yield respectively. Internal alkynes bearing alkyl groups are also compatible with these conditions of deprotection, as it was applied for the formation of **2k** (88% yield) and the sterically hindered **2l** (94% yield). The robustness of this photocatalyzed demetalation was also demonstrated using an alkynylsilane (tert-butyltrimethylsilyl, TBDMS). Under optimized conditions, **2m** was obtained in quantitative yield. The deprotection of polarized alkynes was also achieved, the alkyne **2n** with the trifluoromethyl was isolated in 66% yield and the ester **2o** in 43% yield. These conditions also accommodated more complex molecules. For example, we deprotected the alkyne function within Efavirenz (**2p**), an HIV-1 reverse transcriptase inhibitor, with a remarkable yield of 89%. The efficient and selective demetalation of terminal alkynes is often more challenging since the deprotected alkyne is more reactive and able to undergo degradation during the process.²⁰ In our case, we observed that sterically hindered terminal alkynes are compatible with the developed conditions, as it was demonstrated with the deprotection of ethisterone (**2q**) in 52% yield. However, when less bulky terminal alkyne is considered such as **2r**, we only observed messy reaction with the formation of complex mixtures. It should be noted that similar result was obtained when we deprotected **2r** with CAN.

Scheme 3. One-pot tandem photodemetalation/CuAAC on terminal alkyne dicobalt hexacarbonyl complex



One solution to circumvent this problem is to use alkynylsilane derivatives (such as **2m**) and deliver the terminal alkyne after desilylation. However, this solution requires two steps. To provide another alternative, we aimed to determine whether a one-pot reaction could effectively trap the released terminal alkyne *in situ* before degradation. As a proof, a one-pot photodemetalation/copper-catalyzed azide-alkyne cycloaddition (CuAAC) was conducted between the complex **1r** and the azide **3** in presence of 10% of CuI (Scheme 3). Under these conditions, we obtained after purification, 56% of the triazole **4** for two steps. This result shows that sensitive non-bulky terminal alkynes can be photodemetalated but a second one-pot reaction is required to avoid their degradation.

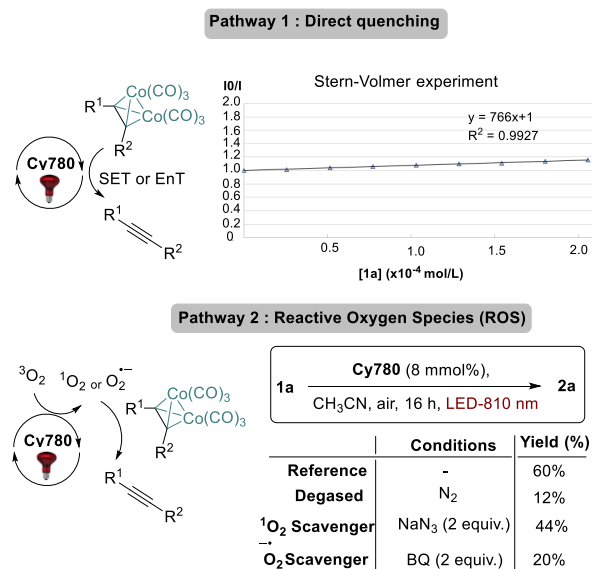
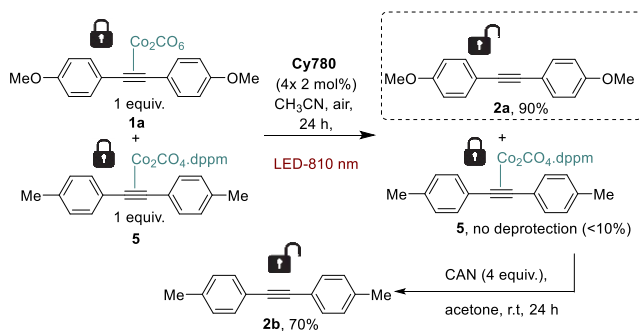


Figure 2. Mechanistic Investigation

We then explored the mechanism of the reaction, and two plausible pathways were considered (Figure 2). The pathway 1 involves a direct quenching of the photocatalyst at its excited state by the cobalt-complex to promote a SET or EnT. In principle, the one-electron oxidation of such complexes should be possible, the redox potential for alkyne dicobalt hexacarbonyl complexes are usually below +0.8 V vs SCE²¹ whereas $E^*_{red}(\text{Cy780}) = +0.84$ V vs SCE.^{19b} However, the Stern-Volmer experiments revealed that no apparent quenching between **Cy780*** and the complex **1a** was observed and the low slope was attributed to the partial degradation of the photocatalyst. In addition, no EDA-complex between **Cy780** and **1a** was observed after recording the absorption spectra (see ESI pS4). The pathway 2 is related to the decomplexation of Co-complex by exchanging carbonyl ligands with reactive oxygen species (ROS): singlet oxygen (¹O₂) or superoxide radical (O₂⁻). The role of ROS in the demetalation of alkyne-Co₂CO₆ complexes has been studied in medicinal chemistry, where these complexes serve as CO-Releasing Molecules (CORMs) in cancer treatment.²² The elevated ROS concentration in cancer cells leads to the release of CO and the alkyne moiety. Furthermore, it has been demonstrated that electron donor ligands can promote the heterolytic Co-Co cleavage and the subsequent liberation of alkyne.²³ Since cyanines are known to act as photosensitizer in photodynamic therapy (PDT), the formation of ROS under the reaction conditions is highly probable.²⁴ To verify this point, control reactions were run, using the deprotection of **1a** with 8 mmol% of **Cy780** in CH₃CN for 16 h of irradiation at 810 nm. In absence of dioxygen very low conversion was observed (12%), pointing the crucial role of O₂ in this reaction. In presence of sodium azide (¹O₂ scavenger) a partial erosion of the yield is notified starting from 60% for the reference conditions to 44%. The addition of benzoquinone (BQ) as O₂⁻ scavenger provided a significant drop in conversion and yield (20%). In parallel, we also proved that **Cy780** is able to generate superoxide anion and ¹O₂ by trapping these intermediates with hydroethidine and 9,10-dimethylanthracene (see ESI pS7). These combined experiments show that a plausible mechanism for this

demetalation involves ROS, generated by the NIR-photocatalyst.

Scheme 4. Orthogonal Deprotection of Alkyne Complexes



Finally, we explored the orthogonal deprotection of the alkyne dicobalt complexes. In the context of selective protection/deprotection of alkyne functions, we prepared the alkyne $\text{Co}_2(\text{CO})_4\text{.dppm}$ complex **5** (dppm, bis(diphenylphosphino)methane). This type of complexes is known to be more stable than the corresponding hexacarbonyl complexes and we expected to obtain a significant selectivity during the photodemetalation.²⁵ The mixture of **1a** and **5** in stoichiometric ratio was treated under the optimized conditions and we were pleased to observe a selective deprotection of **1a**, and **5** remained mainly untouched (Scheme 4). In addition, the deprotection of **5** was carried out in presence of 4 equivalents of CAN (70% of yield), demonstrating that these two complexes can be used as orthogonal protecting groups for alkynes based on selective deprotection methods. To secure this result, a control reaction was run with alkyne $\text{Co}_2(\text{CO})_4\text{.dppm}$ complex alone and we observed the same result (see ESI pS29). The NIR-photocatalytic deprotection of these complexes showed to be inefficient providing orthogonality for alkyne protection/deprotection.

CONCLUSION

In conclusion, the photo-demetalation of alkyne dicobalt hexacarbonyl complexes has been achieved using the near infrared photocatalysis driven by cyanines (**Cy780**). This approach shifts the paradigm from stoichiometric to photocatalytic since only 8% of photocatalyst is required to achieve the total deprotection. The reaction is quite versatile as it is compatible with various alkynes. For more reactive terminal alkynes, one-pot two-step procedures can be employed such as photodemetalation followed by CuAAC. The mechanistic study revealed that a direct quenching of **Cy780*** by dicobalt complex is not observed and a mechanism involving ROS is more favorable. Finally, the orthogonality between two different protecting groups alkyne- $\text{Co}_2(\text{CO})_6$ complex and alkyne- $\text{Co}_2(\text{CO})_4\text{.dppm}$ complex has been demonstrated. The selective release of the alkyne- $\text{Co}_2(\text{CO})_6$ cobalt complex under NIR-photocatalytic conditions could be advantageous for numerous applications, including the total synthesis of natural products.

EXPERIMENTAL SECTION

General Information. Unless otherwise stated, all the reagents are commercially available and were used without further purification. Tetrahydrofuran (THF) was distilled from sodium/benzophenone. Dichloromethane, toluene and acetonitrile were distilled over CaH_2 . Anhydrous dimethyl sulfoxide (DMSO) was purchased from Sigma Aldrich.

Thin Layer Chromatography (TLC) was performed using Merck® silica gel 60 F254 Aluminum sheets. Column chromatography was performed using Merck® Geduran® Si 60 Å silica gel (0.040-0.063mm). Cyanines photocatalysts were purchased from TCI, Merck, ABCR or Few Chemicals (FC). ^1H , ^{13}C and ^{19}F NMR spectra were recorded on a Bruker 400 spectrometer or on a Bruker 500 spectrometer. Chemical shifts (δ) are given in ppm relative to the residual solvent peak. Data were treated with MestreNova software and are reported as follows: chemical shift, integration, multiplicity (s = singlet, d = doublet, t = triplet, q = quartet, quint = quintet, sept = septet, hept = heptet, m = multiplet, br = broad signal) and coupling constant (Hz).

Infrared spectra were obtained on a Jasco FT/IR-4XLE FT/IR spectrometer using neat samples on a diamond ATR (PKS-D1 Diamond crystal kit). UV-vis absorption and fluorescence spectra were recorded on a SAFAS flx-Xenius XC spectrophotometer including wavelength extension unit (to 1100 nm) and using quartz cells (SAFAS, flx CELL QZ MACRO 10-S-45, Macro, TO 10, Volume 1000 à 3500 μl), at 20 °C (External temperature controller and cooling system).

High resolution mass spectrometry (HRMS) analysis was performed by the Mass Spectrometry Service at the University of Strasbourg. All the photocatalytic reactions were conducted using the following NIR-LED from Thorlabs: M810L4, light-emitting diode (LED, nominal wavelength: 810 nm, output power: 542 mW, irradiance: 23.7 $\mu\text{W}/\text{mm}^2$). The light source is placed in contact with the flask.

General Procedure D for the Photocatalytic Deprotection of Alkyne Dicobalt Hexacarbonyl Complexes.

A flask was charged with the complex **1** (0.1 mmol, 1 equiv.) and **Cy780** (1.4 mg, 0.002 mmol, 2 mol%). The mixture was dissolved in distilled MeCN (1 mL) and irradiated under 810 nm for 24 h (under air atmosphere). After 3 h, 6 h and 9 h, **Cy780** (1.4 mg, 0.002 mmol, 2 mol%) was added and the flask was turned by 1/8. The solvent was then evaporated in vacuo and a column chromatography afforded the title compound.

1,2-bis(4-methoxyphenyl)ethyne (2a). Prepared according to general procedure D on a 0.105 mmol scale, column chromatography (10% EtOAc in petroleum ether) afforded the title compound (23 mg, 0.097 mmol, 92%). ^1H NMR (500 MHz, CDCl_3) δ 7.45 (d, J = 8.8 Hz, 4H), 6.87 (d, J = 8.8 Hz, 4H), 3.83 (s, 6H). $^{13}\text{C}\{^1\text{H}\}$ NMR (126 MHz, CDCl_3) δ 159.5, 133.0, 115.9, 114.1, 88.1, 55.4. Data are consistent with those reported in the literature²⁶

1,2-di-*p*-tolylethyne (2b). Prepared according to general procedure D on a 0.106 mmol scale, column chromatography (petroleum ether) afforded the title compound (22 mg, 0.106 mmol, 100%). ^1H NMR (500 MHz, CDCl_3) δ 7.41 (d, J = 8.0 Hz, 4H), 7.15 (d, J = 8.0 Hz, 4H), 2.36 (s, 6H). $^{13}\text{C}\{^1\text{H}\}$ NMR (126 MHz, CDCl_3) δ 138.3, 131.6, 129.2, 120.5, 89.0,

21.7. Data are consistent with those reported in the literature.²⁷

Dimethyl 4,4'-(ethyne-1,2-diyl)dibenzoate (2c). Prepared according to general procedure D on a 0.103 mmol scale, column chromatography (5% EtOAc in petroleum ether) afforded the title compound (21 mg, 0.071 mmol, 69%). ¹H NMR (500 MHz, CDCl₃) δ 8.04 (d, *J* = 8.4 Hz, 4H), 7.61 (d, *J* = 8.4 Hz, 4H), 3.94 (s, 6H). ¹³C{¹H} NMR (126 MHz, CDCl₃) δ 166.6, 131.8, 130.1, 129.7, 127.5, 91.5, 52.5. Data are consistent with those reported in the literature²⁶

1,2-bis(4-(trifluoromethyl)phenyl)ethyne (2d). Prepared according to general procedure D on a 0.103 mmol scale, column chromatography (petroleum ether) afforded the title compound (26 mg, 0.083 mmol, 80%). ¹H NMR (500 MHz, CDCl₃) δ 7.69 – 7.60 (m, 8H). ¹³C{¹H} NMR (126 MHz, CDCl₃) δ 132.1, 130.6 (q, *J* = 32.7 Hz), 126.5, 125.5 (q, *J* = 3.8 Hz), 124.0 (q, *J* = 272.2 Hz), 90.3. ¹⁹F NMR (471 MHz, CDCl₃) δ -62.9.²⁸

1,2-bis(4-nitrophenyl)ethyne (2e). Prepared according to general procedure D on a 0.105 mmol scale, column chromatography (10% EtOAc in petroleum ether) afforded the title compound (15 mg, 0.056 mmol, 53%). ¹H NMR (500 MHz, CDCl₃) δ 8.27 (d, *J* = 8.9 Hz, 4H), 7.72 (d, *J* = 8.9 Hz, 4H). ¹³C{¹H} NMR (126 MHz, CDCl₃) δ 147.8, 132.8, 129.0, 124.0, 92.2. Data are consistent with those reported in the literature.²⁷

*1,2-di-*o*-tolylethyne (2f)*. Prepared according to general procedure D on a 0.106 mmol scale, column chromatography (petroleum ether) afforded the title compound (22 mg, 0.106 mmol, 100%). ¹H NMR (500 MHz, CDCl₃) δ 7.52 (d, *J* = 7.3 Hz, 2H), 7.26 – 7.21 (m, 4H), 7.21 – 7.16 (m, 2H), 2.54 (s, 6H). ¹³C{¹H} NMR (126 MHz, CDCl₃) δ 140.1, 132.0, 129.6, 128.4, 125.7, 123.5, 92.4, 21. Data are consistent with those reported in the literature.²⁹

1,2-di(thiophen-2-yl)ethyne (2g). Prepared according to general procedure D on a 0.103 mmol scale, column chromatography (petroleum ether) afforded the title compound (20 mg, 0.103 mmol, 100%). ¹H NMR (500 MHz, CDCl₃) δ 7.33 (dd, *J* = 5.1, 1.2 Hz, 2H), 7.30 (dd, *J* = 3.6, 1.2 Hz, 2H), 7.04 (dd, *J* = 5.1, 3.6 Hz, 2H). ¹³C{¹H} NMR (126 MHz, CDCl₃) δ 132.3, 127.8, 127.3, 123.1, 86.3. Data are consistent with those reported in the literature²⁶

1,2-di(furan-2-yl)ethyne (2h). Prepared according to general procedure D on a 0.106 mmol scale, column chromatography (petroleum ether) afforded the title compound (9 mg, 0.057 mmol, 54%). ¹H NMR (500 MHz, CDCl₃) δ 7.45 (d, *J* = 1.9 Hz, 2H), 6.71 (d, *J* = 3.4 Hz, 2H), 6.43 (dd, *J* = 3.4, 1.9 Hz, 2H). ¹³C{¹H} NMR (126 MHz, CDCl₃) δ 144.4, 136.6, 116.6, 111.3, 83.4. Data are consistent with those reported in the literature.²⁷

3-((4-methoxyphenyl)ethynyl)pyridine (2i). Prepared according to general procedure D on a 0.105 mmol scale, column chromatography (20% EtOAc in petroleum ether) afforded the title compound (14 mg, 0.067 mmol, 64%). ¹H NMR (400 MHz, CDCl₃) δ 8.90 (brs, 1H), 8.67 (brs, 1H), 7.77 (d, *J* = 7.9 Hz, 1H), 7.48 (d, *J* = 8.8 Hz, 2H), 7.40 – 7.28 (m, 1H), 6.89 (d, *J* = 8.8 Hz, 2H), 3.83 (s, 3H). ¹³C{¹H} NMR (126 MHz, CDCl₃) δ 160.2, 152.5, 148.5, 138.5, 133.4, 124.3, 114.7, 114.3, 93.1, 85.0, 55.5. Data are consistent with those reported in the literature.³⁰

tert-butyl 4-((4-methoxyphenyl)ethynyl)piperidine-1-carboxylate (2j). Prepared according to general procedure D on

a 0.105 mmol scale, column chromatography (10% EtOAc in petroleum ether) afforded the title compound (26 mg, 0.082 mmol, 78%). ¹H NMR (500 MHz, CDCl₃) δ 7.33 (d, *J* = 8.8 Hz, 2H), 6.81 (d, *J* = 8.8 Hz, 2H), 3.80 (s, 3H), 3.73 (ddd, *J* = 13.4, 6.6, 3.6 Hz, 2H), 3.23 (ddd, *J* = 13.4, 8.4, 3.4 Hz, 2H), 2.77 (tt, *J* = 8.1, 3.9 Hz, 1H), 1.84 (ddt, *J* = 13.4, 7.2, 3.4 Hz, 2H), 1.65 (dtd, *J* = 12.2, 8.1, 3.6 Hz, 2H), 1.46 (s, 9H). ¹³C{¹H} NMR (126 MHz, CDCl₃) δ 159.3, 155.0, 133.1, 115.8, 114.0, 90.4, 81.8, 79.6, 55.4, 42.4, 31.7, 28.6, 27.7. Data are consistent with those reported in the literature.³¹

1-(3-cyclohexylprop-1-yn-1-yl)-4-methoxybenzene (2k). Prepared according to general procedure D on a 0.105 mmol scale, column chromatography (10% EtOAc in petroleum ether) afforded the title compound (21 mg, 0.092 mmol, 88%). ¹H NMR (500 MHz, CDCl₃) δ 7.33 (d, *J* = 8.9 Hz, 2H), 6.81 (d, *J* = 8.9 Hz, 2H), 3.80 (s, 3H), 2.28 (d, *J* = 6.7 Hz, 2H), 1.90 – 1.83 (m, 2H), 1.74 (dt, *J* = 12.8, 3.3 Hz, 2H), 1.69 – 1.63 (m, 1H), 1.59 – 1.50 (m, 1H), 1.26 (tt, *J* = 12.7, 3.4 Hz, 2H), 1.17 (tt, *J* = 12.5, 3.3 Hz, 1H), 1.10 – 1.01 (m, 2H). ¹³C{¹H} NMR (126 MHz, CDCl₃) δ 159.1, 133.0, 116.5, 113.9, 87.8, 81.2, 55.4, 37.7, 32.9, 27.4, 26.5, 26.3. Data are consistent with those reported in the literature.³²

2,5-dimethylhex-3-yne-2,5-diol (2l). Prepared according to general procedure D on a 0.105 mmol scale, column chromatography (50% EtOAc in petroleum ether) afforded the title compound (14 mg, 0.099 mmol, 94%). ¹H NMR (500 MHz, CDCl₃) δ 3.64 (s, 2H), 1.47 (s, 12H). ¹³C{¹H} NMR (126 MHz, CDCl₃) δ 86.8, 65.0, 31.5. Data are consistent with those reported in the literature.³³

tert-butyl((4-methoxyphenyl)ethynyl)dimethylsilane (2m). Prepared according to general procedure D on a 0.105 mmol scale, column chromatography (petroleum ether) afforded the title compound (26 mg, 0.106 mmol, 100%). ¹H NMR (500 MHz, CDCl₃) δ 7.41 (d, *J* = 8.8 Hz, 2H), 6.82 (d, *J* = 8.8 Hz, 2H), 3.81 (s, 3H), 0.99 (s, 9H), 0.17 (s, 6H). ¹³C{¹H} NMR (126 MHz, CDCl₃) δ 159.8, 133.6, 115.6, 113.9, 105.9, 90.8, 55.4, 26.3, 16.9, -4.4. Data are consistent with those reported in the literature.³⁴

4-(3,3,3-trifluoroprop-1-yn-1-yl)-1,1'-biphenyl (2n). Prepared according to general procedure D on a 0.105 mmol scale, column chromatography (petroleum ether) afforded the title compound (17 mg, 0.069 mmol, 66%). ¹H NMR (500 MHz, CDCl₃) δ 7.63 (s, 4H), 7.61 – 7.58 (m, 2H), 7.50 – 7.44 (m, 2H), 7.43 – 7.37 (m, 1H). ¹³C{¹H} NMR (126 MHz, CDCl₃) δ 143.9, 139.8, 133.0 (d, *J* = 1.8 Hz), 129.1, 128.4, 127.4, 127.3, 117.3, 115.0 (q, *J* = 256.6 Hz), 86.7 (q, *J* = 6.4 Hz), 76.3 (q, *J* = 52.4 Hz). ¹⁹F NMR (471 MHz, CDCl₃) δ -49.7. Data are consistent with those reported in the literature.³⁵

ethyl 3-phenylpropionate (2o). Prepared according to general procedure D on a 0.106 mmol scale, column chromatography (10% EtOAc in petroleum ether) afforded the title compound (8 mg, 0.046 mmol, 43%). ¹H NMR (500 MHz, CDCl₃) δ 7.61 – 7.55 (m, 2H), 7.47 – 7.41 (m, 1H), 7.39 – 7.33 (m, 2H), 4.29 (q, *J* = 7.1 Hz, 2H), 1.35 (t, *J* = 7.1 Hz, 3H). ¹³C{¹H} NMR (126 MHz, CDCl₃) δ 154.2, 133.1, 130.7, 128.7, 119.7, 86.1, 80.8, 62.2, 14.2. Data are consistent with those reported in the literature.³⁶

(S)-6-chloro-4-(cyclopropylethynyl)-4-(trifluoromethyl)-1,4-dihydro-2H-benzo[d][1,3]oxazin-2-one (Efavirenz) (2p). Prepared according to general procedure D on a 0.103 mmol scale, column chromatography (20% EtOAc in petroleum ether) afforded the title compound (29 mg, 0.092 mmol,

89%). ¹H NMR (500 MHz, CDCl₃) δ 9.16 (s, 1H), 7.49 (d, *J* = 2.3 Hz, 1H), 7.36 (dd, *J* = 8.5, 2.3 Hz, 1H), 6.83 (d, *J* = 8.5 Hz, 1H), 1.40 (tt, *J* = 8.3, 5.1 Hz, 1H), 0.97 – 0.82 (m, 4H). ¹³C{¹H} NMR (126 MHz, CDCl₃) δ 149.1, 133.4, 131.9, 129.3, 128.0, 122.3 (q, *J* = 287.5 Hz), 116.3, 115.3, 96.1, 79.3 (q, *J* = 35.2 Hz), 66.3, 9.0 (d, *J* = 2.9 Hz), -0.5. ¹⁹F NMR (471 MHz, CDCl₃) δ -80.9. Data are consistent with those reported in the literature.³⁷

(8*R*,9*S*,10*R*,13*S*,14*S*,17*R*)-17-ethynyl-17-hydroxy-10,13-dimethyl-1,2,6,7,8,9,10,11,12,13,14,15,16,17-tetradecahydro-3*H*-cyclopenta[*a*]phenanthren-3-one (Ethisterone) (**2q**). Prepared according to general procedure D on a 0.104 mmol scale, column chromatography (30% EtOAc in petroleum ether) afforded the title compound (17 mg, 0.054 mmol, 52%). ¹H NMR (500 MHz, CDCl₃) δ 5.73 (s, 1H), 2.57 (s, 1H), 2.44 – 2.25 (m, 5H), 2.07 – 1.97 (m, 2H), 1.93 (brs, 1H), 1.87 – 1.82 (m, 1H), 1.76 – 1.53 (m, 6H), 1.53 – 1.30 (m, 3H), 1.20 (s, 3H), 1.11 – 0.94 (m, 2H), 0.89 (s, 3H). ¹³C{¹H} NMR (126 MHz, CDCl₃) δ 199.6, 171.1, 123.9, 87.2, 79.7, 74.2, 53.4, 49.9, 46.7, 38.9, 38.6, 36.2, 35.7, 34.0, 32.8, 32.4, 31.5, 23.1, 20.7, 17.4, 12.7. Data are consistent with those reported in the literature.³³

ASSOCIATED CONTENT

Data Availability Statement

The data underlying this study are available in the published article and its Supporting Information

Supporting Information.

The Supporting Information is available free of charge.

Detailed experimental procedures, spectroscopic data, ¹H, ¹³C and ¹⁹F NMR spectra.

AUTHOR INFORMATION

Corresponding Authors

Jean-Philippe Goddard - Laboratoire d'Innovation Moléculaire et Applications (LIMA), UMR 7042, Université de Haute-Alsace (UHA), Université de Strasbourg, CNRS, Mulhouse 68100, France; <https://orcid.org/0000-0001-7265-7587>
E-mail: jean-philippe.goddard@uha.fr

Morgan Cormier - Laboratoire d'Innovation Moléculaire et Applications (LIMA), UMR 7042, Université de Haute-Alsace (UHA), Université de Strasbourg, CNRS, Mulhouse 68100, France; <https://orcid.org/0000-0002-2469-3345>
E-mail: morgan.cormier@uha.fr

Author

Johanna Frey - Laboratoire d'Innovation Moléculaire et Applications (LIMA), UMR 7042, Université de Haute-Alsace (UHA), Université de Strasbourg, CNRS, Mulhouse 68100, France; <https://orcid.org/0000-0002-0013-2033>
E-mail: johanna.frey@uha.fr

Author Contributions

JF, MC and JPG planned, ran and analyzed the experiments. MC and JPG designed, directed the project and wrote the manuscript with the help of JF. All the authors contributed to the discussions

ACKNOWLEDGMENT

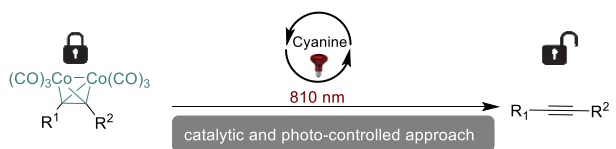
This work was supported by UHA affording facilities and funding. The authors acknowledge Dr. Didier Le Nouen responsible for the analytical platforms of LIMA (UMR7042 CNRS-Unistra-UHA). The authors thank Dr. Vincent Bizet for providing trifluoromethyl alkynes and for fruitful discussions. Margaux Walter is acknowledged for her contribution in the mechanistic discussion.

REFERENCES

- (1) For reviews: (a) Bromfield, K. M.; Gradén, H.; Ljungdahl, N.; Kann, N. Synthetic applications of cationic iron and cobalt carbonyl complexes. *Dalton Trans.*, **2009**, 5051. (b) Teobald, B. J. The Nicholas reaction: The use of dicobalt hexacarbonyl-stabilised propargylic cations in synthesis. *Tetrahedron*, **2002**, *58*, 4133. (c) Nicholas, K. M. Chemistry and synthetic utility of cobalt-complexed propargyl cations. *Acc. Chem. Res.*, **1987**, *20*, 207.
- (2) Pioneer work: (a) Nicholas, K. M.; Pettit, R. On the stability of α-(alkynyl)dicobalt hexacarbonyl carbonium ions. *J. Organomet. Chem.*, **1972**, *44*, C21. (b) Nicholas, K. M.; Pettit, R. An alkyne protecting group. *Tetrahedron Lett.*, **1971**, *12*, 3475.
- (3) For example: (a) Rodriguez-Lopez, J.; Chrisostomo, F. P.; Ortega, N.; Lopez-Rodriguez, M.; Martin, V. S.; Martin, T. Epoxide-Opening Cascades Triggered by a Nicholas Reaction: Total Synthesis of Teurilene. *Angew. Chem. Int. Ed.*, **2013**, *52*, 3659. (b) Djurdjevic, S.; Green, J. R. Nicholas Reactions in the Synthesis of Dicobalt Dibenzocyclooctyne Complexes. *Org. Lett.*, **2013**, *15*, 5468. (c) Taj, R. A. Green, J. R. Nicholas Reactions in the Construction of Cyclohepta[de]naphthalenes and Cyclohepta[de]naphthalenones. The Total Synthesis of Microstegiol. *J. Org. Chem.*, **2010**, *75*, 8258. (d) Mukai, C.; Moharram, S. M.; Azukizawa, S.; Hanaoka, M. Total Syntheses of (+)-Secosyrins 1 and 2 and (+)-Syributins 1 and 2. *J. Org. Chem.* **1997**, *62*, 8095. (e) Nakamura, T.; Matsui, T.; Tanino, K.; Kuwajima, I. A New Approach for Ingenol Synthesis. *J. Org. Chem.* **1997**, *62*, 3032. (f) Jacobi, P. A.; Murphree, S.; Rupprecht, F.; Zheng, W. Formal Total Syntheses of the β-Lactam Antibiotics Thienamycin and PS-5. *J. Org. Chem.*, **1996**, *61*, 2413. (g) Jamison, T. F.; Shambayati, S.; Crowe, W. E.; Schreiber, S. L. Cobalt-Mediated Total Synthesis of (+)-Epoxydictymene. *J. Am. Chem. Soc.*, **1994**, *116*, 5505.
- (4) Green, J. R. (Cycloheptyne)dicobalt Complexes in Organic Synthesis. *Eur. J. Org. Chem.*, **2008**, *2008*, 6053.
- (5) (a) Sakata, Y.; Nabekura, R.; Hazama, Y.; Hanya, M.; Nishiyama, T.; Kii, I.; Hosoya, T. Synthesis of Functionalized Dibenzoozacyclooctynes by a Decomplexation Method for Dibenzofused Cyclooctyne-Cobalt Complexes. *Org. Lett.*, **2023**, *25*, 1051. (b) Danilkina, N. A.; Govdi, A. I.; Khlebnikov, A. F.; Tikhomirov, A. O.; Sharoyko, V. V.; Shtyrov, A. A.; Ryzantsev, M. N.; Bräse, S.; Balova, I. A. Heterocycloalkynes Fused to a Heterocyclic Core: Searching for an Island with Optimal Stability-Reactivity Balance. *J. Am. Chem. Soc.* **2021**, *143*, 16519. (c) Cormier, M. Fouquet, E.; Hermange, P. Expedient synthesis of a symmetric cycloheptyne-Co₂(CO)₆ complex for orthogonal Huisgen cycloadditions. *Org. Chem. Front.*, **2019**, *6*, 1114. (d) Gobbo, P.; Romagnoli, T.; Barbon, S. M.; Price, J. T.; Keir, J.; Gilroy, J. B.; Workentin, M. S. Expanding the scope of strained-alkyne chemistry: a protection-deprotection strategy via the formation of a dicobalt-hexacarbonyl complex. *Chem. Commun.*, **2015**, *51*, 6647.
- (6) For review: Ott, I.; Kircher, B.; Dembinski, R.; Gust, R. Alkyne hexacarbonyl dicobalt complexes in medicinal chemistry and drug development. *Expert Opin. Ther. Patents*, **2008**, *18*, 327.
- (7) Examples of deprotection using CAN: (a) Schottelius, M. J.; Chen, P. Rapid Synthesis of α,β-Didehydroaspatic-Acid Derivatives Carrying a β-Substituent. *Helv. Chim. Acta.*, **1998**, *81*, 2341. (b) Mukai, C.; Nagami, K.; Hanaoka, M. Dicobalt

- hexacarbonyl-complex of propynals in organic synthesis: Erythro-selective aldol reaction of cobalt-complexed propynals with silyl enol ethers. *Tetrahedron Lett.*, **1989**, *30*, 5623. (c) Marshall, J. A.; Gung, W. Y. Stereoselective cyclization of α -alkoxyallylstannane alkynals and their Co-complexes. A new route to cyclododecyne-1,2-diol derivatives. *Tetrahedron Lett.*, **1989**, *30*, 309.
- (8) Example of deprotection using DDQ: Grammatoglou, K.; Bolzakova, J.; Jirgenson, A. C-Quaternary alkynyl glycinols via the Ritter reaction of cobalt complexed alkynyl glycols. *RSC Adv.*, **2017**, *7*, 27530.
- (9) Example of deprotection using I₂: (a) Tanaka, S.; Isobe, M. Opening of dihydropyran and recycling to dehydrooxepane through C-1 alkynyl cobalt complex—A new method toward marine polyether toxins. *Tetrahedron Lett.*, **1994**, *35*, 7801. (b) Tanaka, S.; Tsukiyama, T.; Isobe, M. Epimerization of C-1 alkynyl group on pyranose ring through dicobalt hexacarbonyl complexes *Tetrahedron Lett.*, **1993**, *34*, 5757.
- (10) Examples of deprotection using Fe(NO₃)₃: (a) Muehldorf, A. V.; Guzman-Perez, A.; Kluge, A. F. The enantiospecific Nicholas reaction. *Tetrahedron Lett.*, **1994**, *35*, 8755. (b) Padmanabhan, S.; Nicholas, K. M. An Efficient Synthesis of Dihydrojasmane Utilizing a Cationic [(Propargyl)dicobalt Hexacarbonyl] Complex. *Synth. Commun.*, **1980**, *10*, 503.
- (11) Examples of deprotection using TBAF: (a) Daniilina, N. A.; Khmelevskaya, E. A.; Lyapunova, A. G.; D'yachenko, A. S.; Bunev, A. S.; Gasanov, R. E.; Gureev, M. A.; Balova, I. A. Functionalized 10-Membered Aza- and Oxaenediynes through the Nicholas Reaction. *Molecules*, **2022**, *27*, 6071. (b) Okamura, T.; Fujiki, S.; Iwabuchi, Y.; Kanoh, N. Gold(I)-catalyzed Nicholas reaction with aromatic molecules utilizing a bifunctional propargyl dicobalt hexacarbonyl complex. *Org. Biomol. Chem.*, **2019**, *17*, 8522.
- (12) Sugihara, T.; Ban, H.; Yamaguchi, M. Novel decomplexation method for alkyne-Co₂(CO)₆ complexes. *J. Organomet. Chem.*, **1998**, *554*, 163.
- (13) (a) Bell, J. D.; Murphy, J. A. Recent advances in visible light-activated radical coupling reactions triggered by (i) ruthenium, (ii) iridium and (iii) organic photoredox agents. *Chem. Soc. Rev.*, **2021**, *50*, 9540. (b) McAtee, R. C.; McClain, E. J.; Stephenson, C. R. J. Illuminating Photoredox Catalysis. *Trends Chem.*, **2019**, *1*, 111. (c) Shaw, M. H.; Twilton, J.; MacMillan, D. W. C. Photoredox Catalysis in Organic Chemistry. *J. Org. Chem.*, **2016**, *81*, 6898. (d) Goddard, J.-P.; Ollivier, C.; Fensterbank, L. Photoredox Catalysis for the Generation of Carbon Centered Radicals. *Acc. Chem. Res.*, **2016**, *49*, 1924. (e) Angnes, R. A.; Li, Z.; Correia, C. R. D.; Hammond, G. B. Recent synthetic additions to the visible light photoredox catalysis toolbox. *Org. Biomol. Chem.*, **2015**, *13*, 9152. (f) Prier, C. K.; Rankic, D. A.; MacMillan, D. W. C. Visible Light Photoredox Catalysis with Transition Metal Complexes: Applications in Organic Synthesis. *Chem. Rev.*, **2013**, *113*, 5322.
- (14) Strieth-Kalthoff, F.; James, M. J.; Teders, M.; Pitzer, L.; Glorius, F. Energy transfer catalysis mediated by visible light: principles, applications, directions. *Chem. Soc. Rev.*, **2018**, *47*, 7190.
- (15) Sellet, N.; Cormier, M.; Goddard, J.-P. The dark side of photocatalysis: near-infrared photoredox catalysis for organic synthesis. *Org. Chem. Front.* **2021**, *8*, 6783.
- (16) Irradiances measured at 20 cm for: LED-420 nm = 13.1 $\mu\text{W}/\text{mm}^2$; LED-565 nm = 11.7 $\mu\text{W}/\text{mm}^2$; LED-660 nm 20.9 $\mu\text{W}/\text{mm}^2$; LED-810 nm = 2x23.7 $\mu\text{W}/\text{mm}^2$
- (17) (a) Tlili, A.; Lakhdar, S. Acridinium Salts and Cyanoarenes as Powerful Photocatalysts: Opportunities in Organic Synthesis. *Angew. Chem. Int. Ed.*, **2021**, *60*, 19526. (b) Romero, N. A.; Nicewicz, D. A. Organic Photoredox Catalysis. *Chem. Rev.*, **2016**, *116*, 10075.
- (18) Sellet, N.; Sebbat, M.; Elhabiri, M.; Cormier, M.; Goddard, J.-P. Squaraines as near-infrared photocatalysts for organic reactions. *Chem. Commun.*, **2022**, *58*, 13759.
- (19) (a) Sellet, N.; Frey, J.; Cormier, M.; Goddard, J.-P. Near-infrared photocatalysis with cyanines: synthesis, applications and perspectives. *Chem. Sci.* **2024**, *15*, 8639. (b) Sellet, N.; Clement-Comoy, L.; Elhabiri, M.; Cormier, M.; Goddard, J.-P. Second Generation of Near-Infrared Cyanine-Based Photocatalysts for Faster Organic Transformations. *Chem. Eur. J.*, **2023**, *29*, e202302353. (c) Obah Kosso, A. R.; Sellet, N.; Baralle, A.; Cormier, M.; Goddard, J.-P. Cyanine-based near infra-red organic photoredox catalysis. *Chem. Sci.*, **2021**, *12*, 6964.
- (20) Kanoh, N.; Okamura, T.; Suzuki, T.; Iwabuchi, Y. A mild two-step propargylation of aromatic bioactive small molecules. *Org. Biomol. Chem.*, **2017**, *15*, 7190.
- (21) (a) Arnanz, A.; Maroc, M.-L.; Delgado, S.; Gonzalez-Velasco, J.; Moreno, C. The effect of thiophene ring substitution position on the properties and electrochemical behaviour of alkyne-dicobaltcarbonylthiophene complexes *J. Organomet. Chem.* **2008**, *693*, 3457. (b) Marcos, M. L.; Macazaga, M. J.; Medina, R. M.; Moreno, C.; Castro, J. A.; Gomez, J. L.; Delgado, S.; Gonzalez-Velasco, J. Alkynyl cobalt complexes. An electrochemical study. *Inorg. Chim. Acta.* **2001**, *312*, 249. (c) Moreno, C.; Marcos, M.-L.; Dominguez, G.; Arnanz, A.; Ferrar, D. H.; Teeple, R.; Lough, A.; Gonzalez-Velasco, J.; Delgado, S. Synthesis and electrochemical study of cobalt carbonyl complexes of trimethylsilyl-substituted 1,3,5-triethynylbenzene. *J. Organomet. Chem.* **2001**, *631*, 19. (d) Wong, W.-Y.; Lam, H.-Y.; Lee, S.-M. Synthesis, electrochemistry and structural characterization of new dimeric cobalt η^2 -alkyne carbonyl complexes. *J. Organomet. Chem.* **2000**, *595*, 70.
- (22) (a) Kaczmarek, R.; Radzikowska-Cieciura, E.; Krolewska-Golinska, K.; Dolot, R.; Wheeler, K. A.; Chavez, F. A.; Dembinski, R. Synthesis and Determination of Anticancer Activity of Dicobalt Hexacarbonyl 2'-Deoxy-5-alkynylfuroprymidine. *ACS Med. Chem. Lett.*, **2023**, *14*, 962. (b) Kaczmarek, R.; Korczynski, D.; Krolewska-Golinska, K.; Wheeler, K. A.; Chavez, F. A.; Mikus, A.; Dembinski, R. Organometallic Nucleosides: Synthesis and Biological Evaluation of Substituted Dicobalt Hexacarbonyl 2'-Deoxy-5-oxopropynyluridines. *ChemistryOpen*, **2018**, *7*, 237.
- (23) Atkin, A. J.; Williams, S.; Sawle, P.; Motterlini, R.; Lynam, J. M. Fairlamb, I. J. S. μ_2 -Alkyne dicobalt(0)hexacarbonyl complexes as carbon monoxide-releasing molecules (CO-RMs): probing the release mechanism. *Dalton Trans.*, **2009**, *2009*, 3653.
- (24) (a) Lange, N.; Szlasa, W.; Saczko, J.; Chwilkowska, A. Potential of Cyanine Derived Dyes in Photodynamic Therapy. *Pharmaceutics*, **2021**, *13*, 818. (b) Bilici, K.; Cetin, S.; Celikbas, E.; Yagci Acar, H.; Kolemen, S. Recent Advances in Cyanine-Based Phototherapy Agents. *Front. Chem.*, **2021**, *9*, 707876.
- (25) Iwasawa, N.; Satoh, H. A Novel Synthesis of 4,5-Didehydrotropone-Co₂(CO)₄dppm Complexes. *J. Am. Chem. Soc.*, **1999**, *121*, 7951.
- (26) Park, K.; Bae, G.; Moon, J.; Choe, J.; Song, K. H.; Lee, S. Synthesis of Symmetrical and Unsymmetrical Diarylalkynes from Propiolic Acid Using Palladium-Catalyzed Decarboxylative Coupling. *J. Org. Chem.* **2010**, *75*, 6244.
- (27) Schmidt, B.; Berger, R.; Kelling, A.; Schilde, U. Pd-Catalyzed [2+2+1] Coupling of Alkynes and Arenes: Phenol Diazonium Salts as Mechanistic Trapped. *Chem. Eur. J.* **2011**, *17*, 7032.
- (28) Mio, M. J.; Kopel, L. C.; Braun, J. B.; Gadzikwa, T. L.; Hull, K. L.; Brisbois, R. G.; Markworth, C. J.; Grieco, P. A. One-Pot Synthesis of Symmetrical and Unsymmetrical Bisarylethynes by a Modification of the Sonogashira Coupling Reaction. *Org. Lett.* **2002**, *4*, 3199.
- (29) Beer, S.; Hrib, C.; Jones, P. G.; Brandhorst, K.; Grunenberg, J.; Tamm, M. Efficient Room-Temperature Alkyne Metathesis with Well-Defined Imidazolin-2-iminato Tungsten Alkylidyne Complexes. *Angew. Chem. Int. Ed.* **2007**, *46*, 8890.
- (30) Tang, B.-X.; Wang, F.; Li, J.-H.; Xie, Y.-X.; Zhang, M.-B. Reusable Cu₂O/PPh₃/TBAB System for the Cross-Couplings of Aryl

- Halides and Heteroaryl Halides with Terminal Alkynes. *J. Org. Chem.* **2007**, *72*, 6294.
- (31) Tripathy, A. R.; Kumar, A.; Rahmathulla, R.; Jha, A. K.; Yatham, V. R. Visible-Light-Driven α -Aminoalkyl Radical-Mediated C(sp³)-C(sp) Cross-Coupling of Iodoalkanes and Alkynyl Bromides. *Org. Lett.* **2022**, *24*, 5186.
- (32) Wang, Y.; Genoux, A.; Ghorai, S.; Chen, H.; Todd, R.; Zhang, L. Direct Conversion of Internal Alkynes into α -Iodoenones: One-Step Collaborative Iodination and Oxidation *Adv. Synth. Catal.* **2016**, *358*, 1417.
- (33) Spectral data from Advanced Chemistry Development, Inc., Sigma-Aldrich.
- (34) Moegling, J.; Benischke, A. D.; Hammann, J. M.; Veprek, N. A.; Zoller, F.; Rendenbach, B.; Hoffmann, A.; Sievers, H.; Schuster, M.; Knochel, P.; Herres-Pawlis, S. Bis(pyrazolyl)methane Copper Complexes as Robust and Efficient Catalysts for Sonogashira Couplings *Eur. J. Org. Chem.* **2015**, 7475.
- (35) L. Rummler, L.; Abd El Sater, M.; Blanchard, N.; Bizet, V. Copper-Catalyzed Regiodivergent Borylation of Fluorinated Alkynes and Palladium-Catalyzed Regiospecific Suzuki-Miyaura Cross-Coupling. *Synlett*, **2024**, *35*, 1107.
- (36) Maji, T.; Karmakar, A.; Reiser, O. Visible-Light Photoredox Catalysis: Dehalogenation of Vicinal Dibromo-, α -Halo-, and α,α -Dibromocarbonyl Compounds. *J. Org. Chem.* **2011**, *76*, 736.
- (37) Kawai, H.; Kitayama, T.; Tokunaga, E.; Shibata, N. A New Synthetic Approach to Efavirenz through Enantioselective Trifluoromethylation by Using the Ruppert-Prakash Reagent *Eur. J. Org. Chem.* **2011**, 5959.



- Mild NIR-photocatalytic conditions
 - Sequential or one-pot reaction
 - 18 examples
 - Orthogonal Deprotection
-