



HAL
open science

Nucleosynthetic s-Process Depletion in Mo from Ryugu samples returned by Hayabusa2

N Nakanishi, T Yokoyama, A Ishikawa, R J Walker, Y Abe, Jérôme Aléon, C M O'D Alexander, S Amari, Y Amelin, K-I Bajo, et al.

► **To cite this version:**

N Nakanishi, T Yokoyama, A Ishikawa, R J Walker, Y Abe, et al.. Nucleosynthetic s-Process Depletion in Mo from Ryugu samples returned by Hayabusa2. *Geochemical Perspectives Letters*, 2023, 28, pp.31 - 36. 10.7185/geochemlet.2341 . hal-04750500

HAL Id: hal-04750500

<https://hal.science/hal-04750500v1>

Submitted on 23 Oct 2024

HAL is a multi-disciplinary open access archive for the deposit and dissemination of scientific research documents, whether they are published or not. The documents may come from teaching and research institutions in France or abroad, or from public or private research centers.

L'archive ouverte pluridisciplinaire **HAL**, est destinée au dépôt et à la diffusion de documents scientifiques de niveau recherche, publiés ou non, émanant des établissements d'enseignement et de recherche français ou étrangers, des laboratoires publics ou privés.

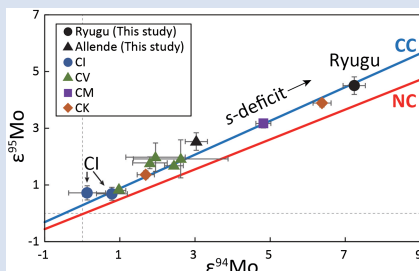
Nucleosynthetic s-Process Depletion in Mo from Ryugu samples returned by Hayabusa2

N. Nakanishi^{1,2,3*}, T. Yokoyama², A. Ishikawa², R.J. Walker¹, Y. Abe⁴, J. Aléon⁵, C.M.O'D Alexander⁶, S. Amari^{7,8}, Y. Amelin⁹, K.-I. Bajo¹⁰, M. Bizzarro¹¹, A. Bouvier¹², R.W. Carlson⁶, M. Chaussidon¹³, B.-G. Choi¹⁴, N. Dauphas¹⁵, A.M. Davis¹⁵, T. Di Rocco¹⁶, W. Fujiya¹⁷, R. Fukai¹⁸, I. Gautam², M.K. Haba², Y. Hibiya¹⁹, H. Hidaka²⁰, H. Homma²¹, P. Hoppe²², G.R. Huss²³, K. Ichida²⁴, T. Iizuka²⁵, T.R. Ireland²⁶, S. Itoh²⁷, N. Kawasaki¹⁰, N.T. Kita²⁸, K. Kitajima²⁸, T. Kleine²⁹, S. Komatani²⁴, A.N. Krot²³, M.-C. Liu³⁰, Y. Masuda², M. Morita²⁴, K. Motomura³¹, F. Moynier¹³, I. Nakai³², K. Nagashima²³, A. Nguyen³³, L. Nittler⁶, M. Onose²⁴, A. Pack¹⁶, C. Park³⁴, L. Piani³⁵, L. Qin³⁶, S.S. Russell³⁷, N. Sakamoto³⁸, M. Schönbächler³⁹, L. Tafla³⁰, H. Tang³⁶, K. Terada⁴⁰, Y. Terada⁴¹, T. Usui¹⁸, S. Wada¹⁰, M. Wadhwa⁴², K. Yamashita⁴³, Q.-Z. Yin⁴⁴, S. Yoneda⁴⁵, E.D. Young³⁰, H. Yui⁴⁶, A.-C. Zhang⁴⁷, T. Nakamura⁴⁸, H. Naraoka⁴⁹, T. Noguchi²⁷, R. Okazaki⁴⁹, K. Sakamoto¹⁸, H. Yabuta⁵⁰, M. Abe¹⁸, A. Miyazaki¹⁸, A. Nakato¹⁸, M. Nishimura¹⁸, T. Okada¹⁸, T. Yada¹⁸, K. Yogata¹⁸, S. Nakazawa¹⁸, T. Saiki¹⁸, S. Tanaka¹⁸, F. Terui⁵¹, Y. Tsuda¹⁸, S.-I. Watanabe²⁰, M. Yoshikawa¹⁸, S. Tachibana⁵², H. Yurimoto¹⁰



<https://doi.org/10.7185/geochemlet.2341>

Abstract



Initial analyses of samples collected from two locations on the asteroid Ryugu indicated that the mineralogical, chemical, and isotopic characteristics of the Ryugu samples show similarities to carbonaceous chondrites, particularly the Ivuna-type (CI) group. In this study, we analysed a composite sample of four bulk Ryugu samples (A0106, A0106–A0107, C0107, and C0108) collected from both sampling locations that were combined in order to determine its mass independent Mo isotopic composition and reveal contributions from diverse nucleosynthetic sources. The $\epsilon^{94}\text{Mo}$ and $\epsilon^{95}\text{Mo}$ values for the Ryugu sample are characterised by the carbonaceous chondrite (CC)-type, which is consistent with the nucleosynthetic isotope compositions observed for other elements (Cr, Ti, Fe, and Zn). The Ryugu composite sample, however, is characterised by greater s-process depletion of Mo isotopes compared with any known bulk carbonaceous chondrite, even including CI chondrites. The observed Mo isotopic signature in the Ryugu composite was most likely caused by either incomplete digestion of s-process-rich presolar SiC, or biased sampling of materials enriched in aqueously-formed secondary minerals characterised by s-process-poor Mo isotopes, resulting from the physicochemical separation between s-process-rich presolar grains and a complementary s-process-poor aqueous fluid in the Ryugu parent body.

Received 30 June 2023 | Accepted 15 November 2023 | Published 20 December 2023

Introduction

The Hayabusa2 mission by JAXA performed two sampling sequences on the asteroid (162173) Ryugu, and returned 5.4 g of the asteroid materials back to Earth (Tachibana *et al.*, 2022). Spectral observations led to the classification of the asteroid

Ryugu as Cb-type, which has long been assumed to be related to carbonaceous chondrite meteorites (Bus and Binzel, 2002). This observation was confirmed by the initial analyses of returned samples; the mineralogical, chemical, and isotopic characteristics of the Ryugu samples showed similarities to carbonaceous chondrites, in particular the Ivuna-type (CI) group

1. Department of Geology, University of Maryland, College Park, MD 20742, USA
 2. Department of Earth and Planetary Sciences, Tokyo Institute of Technology, Tokyo 152-8551, Japan
 3. Department of Earth Sciences, Waseda University, Tokyo 169-8050, Japan
 4. Graduate School of Engineering, Tokyo Denki University, Tokyo 120-8551, Japan
 5. Institut de Minéralogie, de Physique des Matériaux et de Cosmochimie, Sorbonne Université, Muséum National d'Histoire Naturelle, CNRS UMR 7590, IRD, 75005 Paris, France
- * Corresponding author (email: nnakanishi@aoni.waseda.jp)



(Hopp *et al.*, 2022; Moynier *et al.*, 2022; Nakamura *et al.*, 2022, 2023; Paquet *et al.*, 2023; Yokoyama *et al.*, 2023a). Chemical and physical properties of the returned samples suggest that the parent asteroid of Ryugu was accreted in the outer Solar System where water and CO₂ were present as ices, followed by melting of the accreted ice due to the radioactive decay of ²⁶Al that heated the parent asteroid to ~40 °C (Nakamura *et al.*, 2023). The melting of the ice led to the hydration of the inner portion of the parent body, causing pervasive aqueous alteration that resulted in the precipitation of secondary minerals, including phyllosilicates, carbonates, oxides, sulfides, and phosphates (Nakamura *et al.*, 2022, 2023; Yokoyama *et al.*, 2023a).

Nucleosynthetic isotopic anomalies of meteorites provide robust information that can be used to constrain the origin of materials that contributed to the accretion of their parent bodies (Dauphas and Schauble, 2016; Yokoyama and Walker, 2016). Isotopic compositions of Cr, Ti, Fe, and Zn have been reported for Ryugu samples, all of which are generally consistent with those of CI chondrites (Hopp *et al.*, 2022; Paquet *et al.*, 2023; Yokoyama *et al.*, 2023a). These observations suggest that the parent bodies of Ryugu and CI chondrites formed in a common source reservoir in the outer Solar System. Remarkably, both Ryugu materials and CI chondrites show variable ε⁵⁴Cr values (ε⁵⁴Cr = [(⁵⁴Cr/⁵²Cr)_{sample} / (⁵⁴Cr/⁵²Cr)_{standard} - 1] × 10⁴); ranging from +1.22 ± 0.06 to +2.22 ± 0.13 for Ryugu and from +0.84 ± 0.14 to +1.94 ± 0.12 for CI chondrites), which exceed the range of analytical uncertainties (Kadlag *et al.*, 2019; Williams *et al.*, 2020; Nakamura *et al.*, 2022; Yokoyama *et al.*, 2023a, b). The isotopic heterogeneity was most likely caused by physicochemical fractionation between ⁵⁴Cr-rich presolar

grains and Cr-bearing secondary minerals during aqueous alteration in the parent bodies (Yokoyama *et al.*, 2023b). By contrast, the mass independent isotopic compositions of Ti, Fe, and Zn of Ryugu samples are homogeneous, and are within the range of CI meteorite compositions. Given the contrast between Cr and other isotopic tracers, it is important to assess whether there are other elements characterised by isotopic heterogeneities in Ryugu materials, and between Ryugu samples and CI chondrites. The nature of any differences may provide important further insights to the causes of the heterogeneities.

Molybdenum is a moderately siderophile element with seven stable isotopes synthesised by a combination of the *s*-process (trace ⁹⁴Mo, ⁹⁵Mo, ⁹⁶Mo, ⁹⁷Mo, ⁹⁸Mo, and trace ¹⁰⁰Mo), the *r*-process (⁹⁵Mo, ⁹⁷Mo, ⁹⁸Mo, and ¹⁰⁰Mo), and the processes that produce proton-rich nuclides (⁹²Mo and ⁹⁴Mo). Thus, the mass independent isotopic compositions of Mo in meteorites vary in accordance with differences in the proportions of various nucleosynthetic components present in bulk meteorite samples. High precision measurements of Mo isotopes in bulk chondrites and differentiated meteorites have revealed considerable variation among early Solar System materials (*e.g.*, Dauphas *et al.*, 2002; Budde *et al.*, 2016; Spitzer *et al.*, 2020). In particular, an internal isotopic dichotomy of ε⁹⁴Mo-ε⁹⁵Mo (εⁱMo = [(^{Mo}/⁹⁶Mo)_{sample} / (^{Mo}/⁹⁶Mo)_{standard} - 1] × 10⁴) between non-carbonaceous meteorites (NC) and carbonaceous meteorites (CC) has been shown to be particularly sensitive for evaluating genetic differences of source materials present in bulk meteorite samples (Budde *et al.*, 2016; Poole *et al.*, 2017; Worsham *et al.*, 2017). Additionally, the Mo isotope compositions of meteorites can be modified by parent body processes, including thermal metamorphism (Yokoyama *et al.*, 2019), and presumably

6. Earth and Planets Laboratory, Carnegie Institution for Science, Washington, DC, 20015, USA
7. McDonnell Center for the Space Sciences and Physics Department, Washington University, St. Louis, MO 63130, USA
8. Geochemical Research Center, The University of Tokyo, Tokyo, 113-0033, Japan
9. Korea Basic Science Institute, Ochang, Cheongwon, Cheongju, Chungbuk 28119, Republic of Korea
10. Department of Natural History Sciences, Hokkaido University, Sapporo 001-0021, Japan
11. Centre for Star and Planet Formation, GLOBE Institute, University of Copenhagen, Copenhagen, K 1350, Denmark
12. Bayerisches Geoinstitut, Universität Bayreuth, Bayreuth 95447, Germany
13. Université Paris Cité, Institut de physique du globe de Paris, CNRS, 75005 Paris, France
14. Department of Earth Science Education, Seoul National University, Seoul 08826, Republic of Korea
15. Department of the Geophysical Sciences and Enrico Fermi Institute, The University of Chicago, 5734 South Ellis Avenue, Chicago 60637, USA
16. Faculty of Geosciences and Geography, University of Göttingen, Göttingen, D-37077, Germany
17. Faculty of Science, Ibaraki University, Mito 310-8512, Japan
18. ISAS/JSEC, JAXA, Sagami-hara 252-5210, Japan
19. Research Center for Advanced Science and Technology, The University of Tokyo, Tokyo 153-8904, Japan
20. Department of Earth and Planetary Sciences, Nagoya University, Nagoya 464-8601, Japan
21. Osaka Application Laboratory, SBUWDX, Rigaku Corporation, Osaka 569-1146, Japan
22. Max Planck Institute for Chemistry, Mainz 55128, Germany
23. Hawai'i Institute of Geophysics and Planetology, University of Hawai'i at Mānoa, Honolulu, HI 96822, USA
24. Analytical Technology, Horiba Techno Service Co., Ltd., Kyoto 601-8125, Japan
25. Department of Earth and Planetary Science, The University of Tokyo, Tokyo 113-0033, Japan
26. School of Earth and Environmental Sciences, The University of Queensland, St Lucia QLD 4072, Australia
27. Division of Earth and Planetary Sciences, Kyoto University, Kyoto 606-8502, Japan
28. Department of Geoscience, University of Wisconsin-Madison, Madison, WI 53706, USA
29. Max Planck Institute for Solar System Research, 37077 Göttingen, Germany

30. Department of Earth, Planetary, and Space Sciences, UCLA, Los Angeles, CA 90095, USA
31. Thermal Analysis, Rigaku Corporation, Tokyo 196-8666, Japan
32. Department of Applied Chemistry, Tokyo University of Science, Tokyo 162-8601, Japan
33. Astromaterials Research and Exploration Science, NASA Johnson Space Center, Houston, TX 77058, USA
34. Earth-System Sciences, Korea Polar Research Institute, Incheon 21990, Korea
35. Centre de Recherches Pétrographiques et Géochimiques, CNRS - Université de Lorraine, 54500 Nancy, France
36. CAS Key Laboratory of Crust-Mantle Materials and Environments, University of Science and Technology of China, School of Earth and Space Sciences, Anhui 230026, China
37. Department of Earth Sciences, Natural History Museum, London, SW7 5BD, UK
38. Isotope Imaging Laboratory, Creative Research Institution, Hokkaido University, Sapporo 001-0021, Japan
39. Institute for Geochemistry and Petrology, Department of Earth Sciences, ETH Zurich, 8092 Zurich, Switzerland
40. Department of Earth and Space Science, Osaka University, Osaka 560-0043, Japan
41. Spectroscopy and Imaging, Japan Synchrotron Radiation Research Institute, Hyogo 679-5198 Japan
42. School of Earth and Space Exploration, Arizona State University, Tempe, AZ 85281, USA
43. Graduate School of Natural Science and Technology, Okayama University, Okayama 700-8530, Japan
44. Department of Earth and Planetary Sciences, University of California, Davis, CA 95616, USA
45. Department of Science and Engineering, National Museum of Nature and Science, Tsukuba 305-0005, Japan
46. Department of Chemistry, Tokyo University of Science; Tokyo 162-8601, Japan
47. School of Earth Sciences and Engineering, Nanjing University, Nanjing 210023, China
48. Department of Earth Science, Tohoku University, Sendai, 980-8578, Japan
49. Department of Earth and Planetary Sciences, Kyushu University, Fukuoka 819-0395, Japan
50. Earth and Planetary Systems Science Program, Hiroshima University, Higashi-Hiroshima, 739-8526, Japan
51. Kanagawa Institute of Technology, Atsugi 243-0292, Japan
52. UTokyo Organization for Planetary and Space Science, The University of Tokyo, Tokyo 113-0033, Japan



aqueous alteration, as has been observed for the isotopic composition of the highly siderophile element Os (Yokoyama *et al.*, 2011). To further investigate the origin of the materials that accreted to form Ryugu, and chemical processes that affected the asteroidal materials after accretion, we have examined the mass independent (nucleosynthetic) Mo isotopic composition of the returned materials.

Results

Experimental details are provided in the [Supplementary Information](#) (Experiments). We analysed a 73.5 mg composite sample of four bulk Ryugu samples (A0106, A0106-A0107, C0107, and C0108). Because of the limited quantity of Mo present in the samples, two samples from each of the two Hayabusa2 sampling locations were combined for a single measurement of the mass independent isotopic composition of Mo. In addition to the Ryugu sample, an equivalent mass of the well characterised CV3 carbonaceous chondrite Allende (Smithsonian Allende powder USNM 2359, Split 20, Position 31; ~50 mg in total) was processed at the same time using the same methods in order to validate the analytical methods. The $\epsilon^i\text{Mo}$ values of the Ryugu composite sample and Allende investigated in this study are provided in [Table 1](#). The comparison to reference data is provided in the [Supplementary Information](#).

The composite sample is characterised by positive $\epsilon^i\text{Mo}$ values for ^{92}Mo , ^{94}Mo , ^{95}Mo , and ^{97}Mo , all of which are >2 times larger than those for Allende ([Fig. 1](#)). The $\epsilon^i\text{Mo}$ values in the

Table 1 Molybdenum isotopic compositions for single analyses of bulk samples of Ryugu and the CV3 carbonaceous chondrite Allende.

	$\epsilon^{92}\text{Mo}$	$\epsilon^{94}\text{Mo}$	$\epsilon^{95}\text{Mo}$	$\epsilon^{97}\text{Mo}$
Ryugu	8.8 ± 0.6	7.2 ± 0.3	4.5 ± 0.3	2.2 ± 0.1
Allende	4.5 ± 0.6	3.0 ± 0.3	2.5 ± 0.3	0.6 ± 0.1

Mo isotope ratios are normalized to $^{98}\text{Mo}/^{96}\text{Mo} = 1.453173$. Uncertainties reported for measured $\epsilon^i\text{Mo}$ values represent the external reproducibility (2 s.d.) obtained from repeated analyses of Highland Valley molybdenite ([Table S-4](#)).

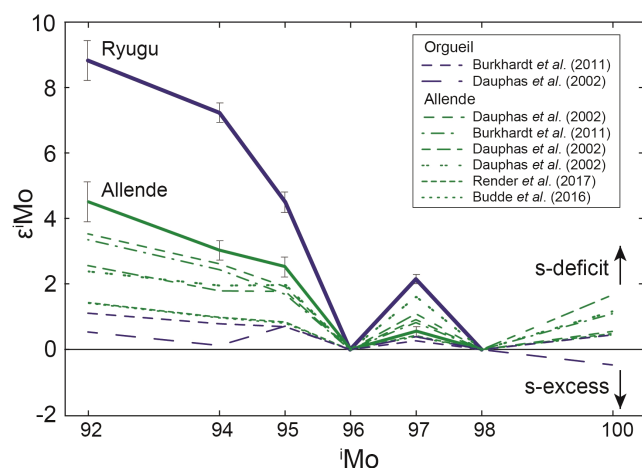


Figure 1 Molybdenum isotopic compositions of Ryugu and Allende analysed in this study (solid lines). The dotted lines represent comparison bulk meteorite data for Allende (green) and Orgueil (blue) from previous studies ([Table S-1](#)). Note that ^{100}Mo was not measured in this study.

Ryugu composite decrease in the order of $^{92}\text{Mo} > ^{94}\text{Mo} > ^{95}\text{Mo} > ^{97}\text{Mo}$, suggesting a deficit of *s*-process Mo isotopes compared to terrestrial values. The Ryugu sample plots on the CC line on the $\epsilon^{94}\text{Mo}$ - $\epsilon^{95}\text{Mo}$ diagram ([Fig. 2a](#)), which is consistent with the observation that Ryugu samples are characterised by CC-type $\epsilon^{50}\text{Ti}$ - $\epsilon^{54}\text{Cr}$ isotopic systematics (Yokoyama *et al.*, 2023a, b). On a plot of $\epsilon^{97}\text{Mo}$ vs. $\epsilon^{92}\text{Mo}$, the Ryugu sample plots off the mixing line between a representative terrestrial composition and the theoretical *s*-process composition. This may reflect an underestimate of external uncertainties for these isotopes (details are in [Supplementary Information](#) Experiments).

Discussion

While the Ryugu composite plots on the $\epsilon^{94}\text{Mo}$ - $\epsilon^{95}\text{Mo}$ CC trend, its $\epsilon^{92}\text{Mo}$, $\epsilon^{94}\text{Mo}$, $\epsilon^{95}\text{Mo}$, and $\epsilon^{97}\text{Mo}$ values are all greater than any other “bulk” samples of meteorites previously analysed ([Fig. 2b-d](#)), including the CI chondrite Orgueil, which is characterised as having the smallest *s*-process deficit among carbonaceous chondrites ([Fig. 2](#), Dauphas *et al.*, 2002; Burkhardt *et al.*, 2011). The values are also larger than any known iron meteorites (*e.g.*, Kruijer *et al.*, 2017; Bermingham *et al.*, 2018). Determining the cause of the extreme Mo isotope anomaly is an important aspect of fully understanding the origin and internal evolution of Ryugu. As follows, we consider four possible explanations for the large *s*-process deficits in the Ryugu composite sample: 1) biased sampling of chondritic components incorporated in the Ryugu composite sample, 2) the observed isotopic composition represents the original bulk composition of the asteroid Ryugu, 3) incomplete dissolution of presolar SiC grains during the acid digestion steps, and 4) heterogeneous distribution of Mo isotopes in the Ryugu body driven by aqueous alteration processes.

The first potential explanation is that, in the small amount of material analysed, we over-sampled a chondritic component with strong deficits in *s*-process Mo isotopes. This could lead to a bias in the composition of a presumed “bulk” sample of Ryugu. Although Mo isotope data are limited for chondrite components, no known components provide a viable explanation for the Ryugu data. For instance, *s*-process-depleted Mo isotopic compositions have been reported for Allende chondrules (Budde *et al.*, 2016), however, the Allende chondrules have $\epsilon^{94}\text{Mo}$ values ranging only from +1.9 to +6.1, all of which are lower than the Ryugu composite ($\epsilon^{94}\text{Mo} = +7.2 \pm 0.3$). Most calcium-aluminum inclusions (CAIs) have even smaller positive $\epsilon^i\text{Mo}$ values ($\epsilon^{94}\text{Mo} < +2$) than chondrules (Burkhardt *et al.*, 2011; Shollenberger *et al.*, 2018; Brennecka *et al.*, 2020). Only a single CAI examined by Burkhardt *et al.* (2011) showed strong deficits of *s*-process Mo isotopes ($\epsilon^{94}\text{Mo} = +16.8 \pm 0.4$), however, ~10 % of the analysed Ryugu sample would have to consist of such exotic material to explain the measured Ryugu composition. In addition to the isotopic mismatch, the chemical data for equivalent bulk samples provide no evidence for over-sampling of chondrules or refractory inclusions (Yokoyama *et al.*, 2023a). Further, petrographic observation shows that Ryugu samples, as with all CI chondrites, lack chondrules, CAIs, and metals (*e.g.*, Kawasaki *et al.*, 2022), hence, the components necessary to cause a biased analysis are absent. We conclude that it is unlikely that the observed extreme Mo isotopic anomalies were due to the preferential sampling of precursor chondrite components.

It is also possible that the bulk asteroid Ryugu is characterised by strong *s*-process depletion in certain elements. This could mean that Ryugu formed from proportions of nebular materials that were significantly different from those incorporated in CI meteorites. As noted, Ryugu is characterised by

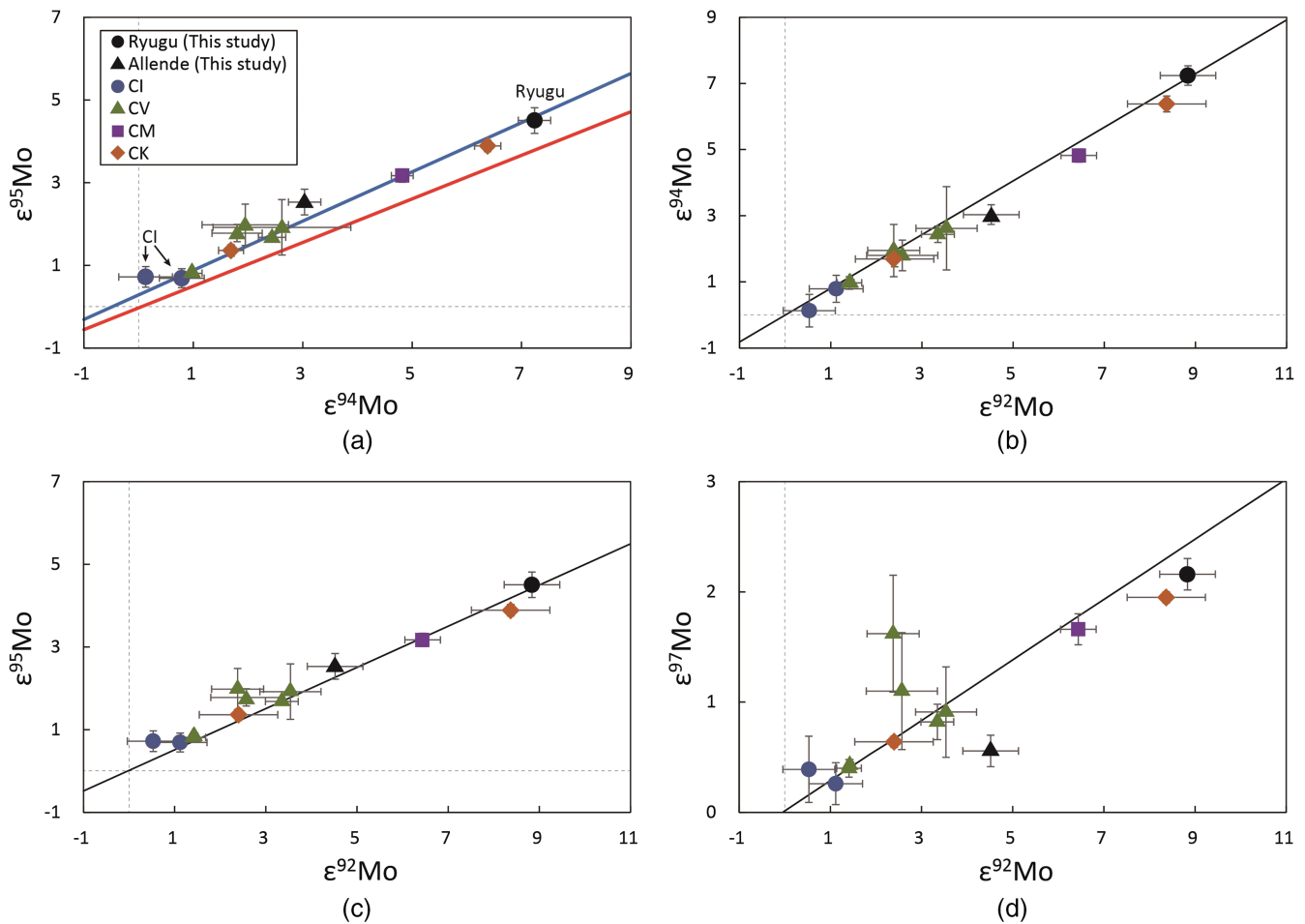


Figure 2 Molybdenum isotope diagrams of bulk meteorites and the Ryugu sample. (a) The solid lines are the regression lines of CC (blue, from [Budde et al., 2019](#)) and NC (red, from [Spitzer et al., 2020](#)) meteorites. (b), (c), (d) Reference data of bulk carbonaceous chondrites as listed in [Table S-1](#). Black lines are extensions of the mixing lines between a representative terrestrial sample (origin) and the theoretical s-process Mo isotopic composition calculated by [Stephan et al. \(2019\)](#).

CI-like nucleosynthetic isotope anomalies in Cr, Ti, Fe, and Zn (e.g., [Hopp et al., 2022](#)). The inconsistency between these elements and Mo may suggest that lithophile and siderophile element-rich presolar materials were either differentially distributed within the nebula, or differentially extracted from the nebula during planetesimal accretion. [Hopp et al., \(2022\)](#) found that Ryugu and CI data have identical $\mu^{54}\text{Fe}-\mu^{50}\text{Ti}$ values, but the values are distinct from other CC and NC meteorites. These authors suggested that Ryugu and CI parent bodies formed in a nebular region that was different from the source of other carbonaceous asteroids. If however the measured Mo isotopic composition accurately reflects the composition of the bulk Ryugu asteroid, the formation region(s) of Ryugu and CI parent bodies would have to have been heterogeneous with respect to Mo isotopic compositions. Given the strong genetic similarities between Ryugu and CI, we consider it unlikely that bulk Ryugu has a unique Mo isotopic composition.

Certain types of presolar grains may be resistant to the acid digestion methods employed here ([Nittler, 2003](#)). Hence, one possible explanation for the extreme s-process depletion is incomplete dissolution of presolar SiC grains during the sample digestion steps. This follows from the observation that the majority of presolar SiC grains are characterised by strongly s-process-enriched compositions. A sequential acid leaching study of the CI chondrite Orgueil showed that a phase accessed by leaching with 3 M HCl-13.5 M HF was strongly enriched in

s-process Mo isotopes ($\epsilon^{94}\text{Mo} = -31.76 \pm 0.89$), which was most likely contributed by the partial dissolution of presolar SiC ([Dauphas et al., 2002](#)). [Stephan et al. \(2019\)](#) and [Liu et al. \(2019\)](#) reported Mo isotopic anomalies directly measured in single SiC grains, with $\epsilon^{94}\text{Mo}$ values ranging from -228 to -9138 .

In order to assess the possible effects of incomplete digestion of presolar SiC, we conducted a mass balance calculation assuming that the true bulk Ryugu sample had CI-like Mo isotopic composition. The detailed calculations and assumptions are described in [Supplementary Information](#) (mass balance calculation). It should be noted that the Mo isotopic composition of the CI chondrite component used in the calculation is taken from the value for bulk Orgueil (CI) determined by the laser fusion method ([Burkhardt et al., 2011](#)). Of note, [Dauphas et al. \(2002\)](#) also reported Mo isotopic data for a bulk sample of Orgueil using an acid digestion method. Both laser fusion and acid digestion methods gave generally consistent isotopic compositions ([Fig. 1](#)).

Mass balance calculations indicate that, depending on the Mo abundance present in the presolar SiC, anywhere from ~ 20 to 100 % of the presolar SiC present in the Ryugu sample would have to remain undissolved in order to reduce the s-process deficits in Mo to the level of CI chondrites. Given the concordance of the prior analyses of bulk CI meteorites using two different digestion methods, this seems unlikely. Nevertheless, considering the large uncertainties on the assumptions, we cannot rule out this possibility. Although for this study the sample powders

were treated with multiple acid digestion steps, including an HF-HNO₃ heating step at 180 °C, a complete digestion technique applied to Ryugu materials (e.g., alkaline fusion) will ultimately be required to further assess this possibility.

Finally, we consider a scenario in which aqueous alteration and deposition of secondary minerals caused the redistribution of *s*-process-depleted Mo within the Ryugu parent body. Yokoyama *et al.* (2023b) reported that Ryugu materials and CI chondrites show variable $\epsilon^{54}\text{Cr}$ values and suggested that fluid driven decoupling *via* parent body aqueous alteration between Cr in chemically labile phases with a slightly negative $\epsilon^{54}\text{Cr}$ value, and ^{54}Cr -rich Cr oxide nanoparticles, resulted in mm scale $\epsilon^{54}\text{Cr}$ variability in the bulk Ryugu samples and CI chondrites. If this scenario explains the Mo isotopic variation between the Ryugu samples and CI chondrites, the analysed composite sample, consisting of the ~70 mg of Ryugu material, does not represent the bulk Ryugu parent body, but would be dominated by materials depleted in *s*-process-rich presolar grains, likely including SiC, and enriched in the secondary minerals. Sequential acid leaching experiments on CI and CM chondrites revealed that the early stage leaching fractions with mild acids (e.g., CH₃COOH, 4M HNO₃) are characterised by positive ϵMo values up to e.g., $\epsilon^{94}\text{Mo} = +24$ (Dauphas *et al.*, 2002; Burkhardt *et al.*, 2011). These experimental results demonstrate that easily leachable phases in CI and CM chondrites, possibly aqueously formed secondary carbonates and sulfides, are depleted in *s*-process Mo isotopes. It is, therefore, conceivable that the pervasive aqueous fluid present in the Ryugu parent body, as suggested by Nakamura *et al.* (2023), preferentially dissolved *s*-process depleted, chemically labile phases in the protolith (e.g., amorphous silicates), releasing this Mo into the fluid for transport and deposition elsewhere in the body. One Ryugu sample (C0002) examined by Yokoyama *et al.* (2023b) was characterised by a substantially higher $\epsilon^{54}\text{Cr}$ value compared to four other Ryugu samples (A0106, A0106-A0107, C0107, and C0108), presumably due to the low abundance of the secondary minerals (e.g., dolomite) in the sample. This suggests that the isotopic composition of Cr may be correlated with the abundance of secondary minerals. Although C0002 was not analysed for Mo in this study, it might be predicted that this sample was also enriched in *s*-process Mo isotopes compared to the Ryugu materials examined in this study. It should be noted that Barosch *et al.* (2022) reported the average SiC abundance of 25 ppm in Ryugu samples is consistent with the average value of 23 ppm in CI chondrites, however, given the limited area analysed, future additional analyses will be required to assess the heterogeneity of presolar materials in the Ryugu samples. A detailed mechanism that would result in the separation of complementary *s*-process depleted Mo from domains with *s*-process-rich presolar grains and the secondary minerals remains unclear.

We conclude that the most likely cause for the extreme mass independent Mo isotopic composition of a composite sample of Ryugu is fluid redistribution of *s*-process depleted Mo in the asteroid. Alternatively, incomplete digestion of presolar SiC is also possible. None of the four options, however, can be fully dismissed at this time. Additional analyses using more rigorous digestion methods and/or acid leaching methods might reveal whether resistance of SiC grains to dissolution led to the strong *s*-process depletion. Analyses of different Ryugu samples would also provide important constraints on whether the Ryugu body was formed from CI-like materials, but with heterogeneous Mo isotopic composition at the ~70 mg level, or the Ryugu body was formed from highly *s*-process depleted materials. In the case of the former, isotopic variations might be correlated with variations in bulk chemical compositions of individual samples

(e.g., proxies for aqueous alteration or redistribution). In the case of the latter, isotopic homogeneity would be expected for multiple samples. If homogeneity of multiple samples was demonstrated, it might therefore, suggest a different origin for the siderophile Mo in Ryugu relative to the lithophile elements that have been measured for nucleosynthetic isotopic compositions (Cr, Ti, Fe, and Zn). Analysis of the isotopic compositions of Ru and W would then be useful given their similar, siderophile element chemical characteristics to Mo.

Acknowledgments

Hayabusa2 was developed and built under the leadership of Japan Aerospace Exploration Agency (JAXA), with contributions from the German Aerospace Center (DLR) and the Centre National d'Études Spatiales (CNES), and in collaboration with NASA, and other universities, institutes, and companies in Japan. The curation system was developed by JAXA in collaboration with companies in Japan. The Smithsonian National Museum of Natural History is also acknowledged for providing the Allende powder. We thank three anonymous reviewers for their helpful comments. We also thank H.A. Tornabene, and K.R. Bermingham for the chemical processing of Highland Valley molybdenite, and R.D. Ash, and J.L. Hellmann for help with the MC-ICP-MS measurements. This research was supported by NASA Emerging Worlds grant (80NSSC20K0335 to RJW) and JSPS KAKENHI grants (18H01258, 19H00715, 20H04609, and 21KK0058 to TY).

Editor: Francis McCubbin

Additional Information

Supplementary Information accompanies this letter at <https://www.geochemicalperspectivesletters.org/article2341>.



© 2023 The Authors. This work is distributed under the Creative Commons Attribution Non-Commercial No-Derivatives 4.0

License, which permits unrestricted distribution provided the original author and source are credited. The material may not be adapted (remixed, transformed or built upon) or used for commercial purposes without written permission from the author. Additional information is available at <https://www.geochemicalperspectivesletters.org/copyright-and-permissions>.

Cite this letter as: Nakanishi, N., Yokoyama, T., Ishikawa, A., Walker, R.J., Abe, Y., *et al.* (2023) Nucleosynthetic *s*-Process Depletion in Mo from Ryugu samples returned by Hayabusa2. *Geochem. Persp. Let.* 28, 31–36. <https://doi.org/10.7185/geochemlet.2341>

References

- BAROSCH, J., NITTLER, L.R., WANG, J., ALEXANDER, C.M.O.'D., DE GREGORIO, B.T., *et al.* (2022) Presolar Stardust in Asteroid Ryugu. *The Astrophysical Journal Letters* 935, L3. <https://doi.org/10.3847/2041-8213/ac83bd>
- BERMINGHAM, K.R., WORSHAM, E.A., WALKER, R.J. (2018) New insights into Mo and Ru isotope variation in the nebula and terrestrial planet accretionary genetics. *Earth and Planetary Science Letters* 487, 221–229. <https://doi.org/10.1016/j.epsl.2018.01.017>
- BRENNECKA, G.A., BURKHARDT, C., BUDDÉ, G., KRUIJER, T.S., NIMMO, F., KLEINE, T. (2020) Astronomical context of Solar System formation from molybdenum isotopes in meteorite inclusions. *Science* 370, 837–840. <https://doi.org/10.1126/science.aaz8482>
- BUDDÉ, G., BURKHARDT, C., BRENNECKA, G.A., FISCHER-GÖDDE, M., KRUIJER, T.S., KLEINE, T. (2016) Molybdenum isotopic evidence for the origin of



- chondrules and a distinct genetic heritage of carbonaceous and non-carbonaceous meteorites. *Earth and Planetary Science Letters* 454, 293–303. <https://doi.org/10.1016/j.epsl.2016.09.020>
- BUDDE, G., BURKHARDT, C., KLEINE, T. (2019) Molybdenum isotopic evidence for the late accretion of outer Solar System material to Earth. *Nature Astronomy* 3, 736–741. <https://doi.org/10.1038/s41550-019-0779-y>
- BURKHARDT, C., KLEINE, T., OBERL, F., PACK, A., BOURDON, B., WIELER, R. (2011) Molybdenum isotope anomalies in meteorites: Constraints on solar nebula evolution and origin of the Earth. *Earth and Planetary Science Letters* 312, 390–400. <https://doi.org/10.1016/j.epsl.2011.10.010>
- BUS, S.J., BINZEL, R.P. (2002) Phase II of the small main-belt asteroid spectroscopic survey. A feature-based taxonomy. *Icarus* 158, 146–177. <https://doi.org/10.1006/icar.2002.6856>
- DAUPHAS, N., SCHAUBLE, E.A. (2016) Mass Fractionation Laws, Mass-Independent Effects, and Isotopic Anomalies. *Annual Review of Earth and Planetary Sciences* 44, 709–783. <https://doi.org/10.1146/annurev-earth-060115-012157>
- DAUPHAS, N., MARTY, B., REISBERG, L. (2002) Molybdenum Nucleosynthetic Dichotomy Revealed in Primitive Meteorites. *The Astrophysical Journal* 569, L139–L142. <https://doi.org/10.1086/340580>
- HOPP, T., DAUPHAS, N., ABE, Y., ALÉON, J., ALEXANDER, C.M.O'D., *et al.* (2022) Ryugu's nucleosynthetic heritage from the outskirts of the Solar System. *Science Advances* 8, 1–10. <https://doi.org/10.1126/sciadv.ade8141>
- KADLAG, Y., BECKER, H., HARBOTT, A. (2019) Cr isotopes in physically separated components of the Allende CV3 and Murchison CM2 chondrites: Implications for isotopic heterogeneity in the solar nebula and parent body processes. *Meteoritics & Planetary Science* 54, 2116–2131. <https://doi.org/10.1111/maps.13375>
- KAWASAKI, N., NAGASHIMA, K., SAKAMOTO, N., MATSUMOTO, T., BAJO, K.I., *et al.* (2022) Oxygen isotopes of anhydrous primary minerals show kinship between asteroid Ryugu and comet 81P/Wild2. *Science Advances* 8, eade2067. <https://doi.org/10.1126/sciadv.ade2067>
- KRUIJER, T.S., BURKHARDT, C., BUDDE, G., KLEINE, T. (2017) Age of Jupiter inferred from the distinct genetics and formation times of meteorites. *Proceedings of the National Academy of Sciences* 114, 201704461. <https://doi.org/10.1073/pnas.1704461114>
- LIU, N., STEPHAN, T., CRISTALLO, S., GALLINO, R., BOEHNKE, P., *et al.* (2019) Presolar Silicon Carbide Grains of Types Y and Z: Their Molybdenum Isotopic Compositions and Stellar Origins. *The Astrophysical Journal* 881, 28. <https://doi.org/10.3847/1538-4357/ab2d27>
- MOYNIER, F., DAL, W., YOKOYAMA, T., HU, Y., PAQUET, M., *et al.* (2022) The Solar System calcium isotopic composition inferred from Ryugu samples. *Geochemical Perspectives Letters* 24, 1–6. <https://doi.org/10.7185/geochemlet.2238>
- NAKAMURA, E., KOBAYASHI, K., TANAKA, R., KUNIHIRO, T., KITAGAWA, H., *et al.* (2022) On the origin and evolution of the asteroid Ryugu: A comprehensive geochemical perspective. *Proceedings of the Japan Academy. Series B, Physical and Biological Sciences* 98, 227–282. <https://doi.org/10.2183/pjab.98.015>
- NAKAMURA, T., MATSUMOTO, M., AMANO, K., ENOKIDO, Y., ZOLENSKY, M.E., *et al.* (2023) Formation and evolution of carbonaceous asteroid Ryugu: Direct evidence from returned samples. *Science* 379, eabn8671. <https://doi.org/10.1126/science.abn8671>
- NITTLER, L.R. (2003) Presolar stardust in meteorites: recent advances and scientific frontiers. *Earth and Planetary Science Letters* 209, 259–273. [https://doi.org/10.1016/S0012-821X\(02\)01153-6](https://doi.org/10.1016/S0012-821X(02)01153-6)
- PAQUET, M., MOYNIER, F., YOKOYAMA, T., DAL, W., HU, Y., *et al.* (2023) Contribution of Ryugu-like material to Earth's volatile inventory by Cu and Zn isotopic analysis. *Nature Astronomy* 7, 182–189. <https://doi.org/10.1038/s41550-022-01846-1>
- POOLE, G.M., REHKÄMPER, M., COLES, B.J., GOLDBERG, T., SMITH, C.L. (2017) Nucleosynthetic molybdenum isotope anomalies in iron meteorites – new evidence for thermal processing of solar nebula material. *Earth and Planetary Science Letters* 473, 215–226. <https://doi.org/10.1016/j.epsl.2017.05.001>
- RENDER, J., FISCHER-GÖDDE, M., BURKHARDT, C., KLEINE, T. (2017) The cosmic molybdenum-neodymium isotope correlation and the building material of the Earth. *Geochemical Perspectives Letters* 3, 170–178. <https://doi.org/10.7185/geochemlet.1720>
- SHOLLENBERGER, Q.R., BORG, L.E., RENDER, J., EBERT, S., BISCHOFF, A., RUSSELL, S.S., BRENECKA, G.A. (2018) Isotopic coherence of refractory inclusions from CV and CK meteorites: Evidence from multiple isotope systems. *Geochimica et Cosmochimica Acta* 228, 62–80. <https://doi.org/10.1016/j.gca.2018.02.006>
- SPITZER, F., BURKHARDT, C., BUDDE, G., KRUIJER, T.S., MORBIDELLI, A., KLEINE, T. (2020) Isotopic Evolution of the Inner Solar System Inferred from Molybdenum Isotopes in Meteorites. *The Astrophysical Journal* 898, L2. <https://doi.org/10.3847/2041-8213/ab9e6a>
- STEPHAN, T., TRAPPITSCH, R., HOPPE, P., DAVIS, A.M., PELLIN, M.J., PARDO, O.S. (2019) Molybdenum Isotopes in Presolar Silicon Carbide Grains: Details of s-process Nucleosynthesis in Parent Stars and Implications for r- and p-processes. *The Astrophysical Journal* 877, 101. <https://doi.org/10.3847/1538-4357/ab1c60>
- TACHIBANA, S., SAWADA, H., OKAZAKI, R., TAKANO, Y., SAKAMOTO, K., *et al.* (2022) Pebbles and sand on asteroid (162173) Ryugu: In situ observation and particles returned to Earth. *Science* 375, 1011–1016. <https://doi.org/10.1126/science.abj8624>
- WILLIAMS, C.D., SANBORN, M.E., DEFOUILLOY, C., YIN, Q.Z., KITA, N.T., EBEL, D.S., YAMAKAWA, A., YAMASHITA, K. (2020) Chondrules reveal large-scale outward transport of inner Solar System materials in the protoplanetary disk. *Proceedings of the National Academy of Sciences of the United States of America* 117, 23426–23435. <https://doi.org/10.1073/pnas.2005235117>
- WORSHAM, E.A., BERMINGHAM, K.R., WALKER, R.J. (2017) Characterizing cosmochemical materials with genetic affinities to the Earth: Genetic and chronological diversity within the IAB iron meteorite complex. *Earth and Planetary Science Letters* 467, 157–166. <https://doi.org/10.1016/j.epsl.2017.02.044>
- YOKOYAMA, T., WALKER, R.J. (2016) Nucleosynthetic Isotope Variations of Siderophile and Chalcophile Elements in the Solar System. *Reviews in Mineralogy & Geochemistry* 81, 107–160. <https://doi.org/10.2138/rmg.2016.81.03>
- YOKOYAMA, T., ALEXANDER, C.M.O'D., WALKER, R.J. (2011) Assessment of nebular versus parent body processes on presolar components present in chondrites: Evidence from osmium isotopes. *Earth and Planetary Science Letters* 305, 115–123. <https://doi.org/10.1016/j.epsl.2011.02.046>
- YOKOYAMA, T., NAGAI, Y., FUKAI, R., HIRATA, T. (2019) Origin and Evolution of Distinct Molybdenum Isotopic Variabilities within Carbonaceous and Noncarbonaceous Reservoirs. *The Astrophysical Journal* 883, 62. <https://doi.org/10.3847/1538-4357/ab39e7>
- YOKOYAMA, T., NAGASHIMA, K., NAKAI, I., YOUNG, E.D., ABE, Y., *et al.* (2023a) Samples returned from the asteroid Ryugu are similar to Ivuna-type carbonaceous meteorites. *Science* 379, eabn7850. <https://doi.org/10.1126/science.abn7850>
- YOKOYAMA, T., WADHWA, M., IZUKA, T., ABE, Y., ALÉON, J., *et al.* (2023b) Water circulation in Ryugu asteroid affected the distribution of nucleosynthetic isotope anomalies in returned sample. *Science Advances* 9, eadi7048. <https://doi.org/10.1126/sciadv.adi7048>

