



HAL
open science

Broadband terahertz generation in the sub-picosecond regime via polariton parametric scattering in a LiNbO₃ waveguide

Patrick Mounaix, I. Betka, F. Fauquet, M.E. Ojo, C. Fourcade-Dutin, D. Bigourd, M. Deroh, M. Chauvet, H. Maillotte

► **To cite this version:**

Patrick Mounaix, I. Betka, F. Fauquet, M.E. Ojo, C. Fourcade-Dutin, et al.. Broadband terahertz generation in the sub-picosecond regime via polariton parametric scattering in a LiNbO₃ waveguide. IRMMW-THz 2024 - 49th International Conference on Infrared, Millimeter, and Terahertz Waves, Sep 2024, Perth, Australia. 10.1109/IRMMW-THz60956.2024.10697612 . hal-04740914

HAL Id: hal-04740914

<https://hal.science/hal-04740914v1>

Submitted on 23 Oct 2024

HAL is a multi-disciplinary open access archive for the deposit and dissemination of scientific research documents, whether they are published or not. The documents may come from teaching and research institutions in France or abroad, or from public or private research centers.

L'archive ouverte pluridisciplinaire **HAL**, est destinée au dépôt et à la diffusion de documents scientifiques de niveau recherche, publiés ou non, émanant des établissements d'enseignement et de recherche français ou étrangers, des laboratoires publics ou privés.

Broadband Terahertz generation in the sub-picosecond regime via polariton parametric scattering in a LiNbO₃ Waveguide

P.Mounaix, I.Betka, F.Fauquet, M.E. Ojo, C.Fourcade-Dutin,
D.Bigourd,
Laboratoire IMS, UMR CNRS 5218
Université de Bordeaux
33400 Talence, France
patrick.mounaix@u-bordeaux.fr

M.Deroh, M.Chauvet, H.Maillotte
Institut FEMTO-ST, Département d'Optique, UMR CNRS
6174 Université de Franche-Comté
25030 Besançon, France
mathieu.chauvet@univ-fcomte.fr

The presentation will focus on polariton parametric scattering in a rectangular waveguide made of Lithium Niobate to generate THz radiation. We highlight an emission of ultra-short THz pulse with a spectrum centered around 3 THz with a large bandwidth of 4 THz.

Keywords: Lithium Niobate, Terahertz generation, Waveguide

I. INTRODUCTION

Terahertz (THz) waves, lying between 0.1 and 10 THz on the electromagnetic spectrum, have garnered significant attention for their utility in various applications such as spectroscopy [1], imaging and telecommunication [2]. Different sources have been developed to generate these waves, including Optical Rectification (OR) [3], Difference Frequency Generation (DFG) [4], and parametric scattering [5]. Polariton parametric scattering in polar crystals such as Lithium Niobate (LN) is a promising technique to generate THz radiations from a second and third order nonlinear processes, delivering large or narrow bandwidths. Particularly, polariton scattering have been investigated when a long pulse pumps the material to generate tunable long THz pulses [6,7]. A significant challenge hindering this technique lies in the generation of a THz spectrum centred at frequencies exceeding 2 THz, primarily due to the gain spectrum of LN, and the important absorption coefficient at higher frequencies [8]. In this submission, we highlight the possibility to overcome this limitation by pumping a waveguide made of LN with a high optical intensity in the sub-picosecond regime.

II. PRINCIPLE AND EXPERIMENTAL SETUP

The generation of THz pulse is the result of light scattering from a polariton, i.e a coupling between optical phonons and photons in the polar-Raman active LN. The scattering involves the second and third order nonlinear processes. The strong interaction of the pump pulse in the material creates an optical idler and a polariton pulse in the THz frequency. From the photon energy conservation, the generated optical idler is spectrally shifted from the pump by the THz spectrum while the momentum conservation law leads to the angle-dispersive properties of the emitted pulses.

Identify applicable funding agency here. If none, delete this text box.

In this investigation, the THz radiation was generated and guided in a rectangular LN waveguide ($0.5 \times 0.5 \times 16$ mm³) such that the THz radiation propagates in the pump propagation direction. The experimental set-up is shown in Figure 1. The crystal has been pumped by ultra-short pulses at a repetition rate of 85 kHz with a pulse-energy of 7 μ J. The spectrum is centered at 1025 nm and the pulse duration is 400 fs. The pump was focused with a 150 mm lens and polarized along the z axis of the crystal. The temporal waveform of the generated THz electric field was measured with the electro-optic sampling technique using a small fraction of the laser beam. The THz beam is collimated and focused into a GaP crystal to perform the EO sampling using a thin silicon filter and two parabolic mirrors.

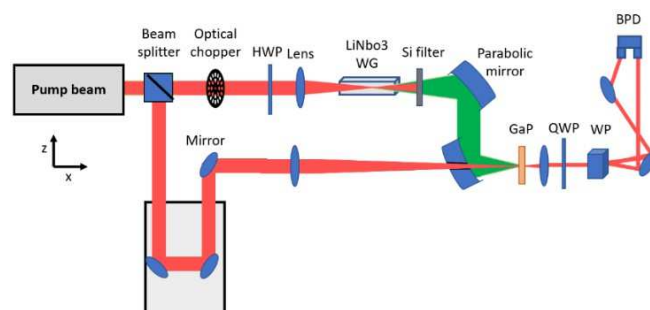


Figure 1 Experimental set-up. QWP/HWP-quarter/half wave plate; WP-Wollaston prism; BPD- balanced photodetector

III. RESULTS AND ANALYSIS

Figure 2 shows an example of a recorded temporal trace when the pulse energy is set at 7 μ J. The spectrum, obtained from the fast Fourier transform of the temporal trace, is broad with a width of ~ 4 THz centered at 3 THz (Figure 3). The spectrum displays distinct peaks caused by the preceding fluctuation observed in the temporal profile prior to the main pulse, potentially arising from artifacts, additional weak pulses or high order modes. To focus on the main pulse, we filtered out the wavy pattern (Figure 2). The resulting spectrum keeps a similar overall appearance, indicating that the wavy part does not add any new spectral features.

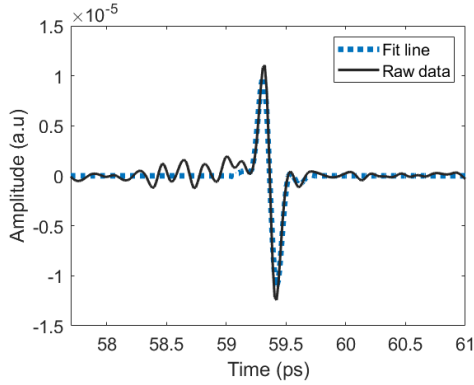


Figure 2 temporal waveform of the detected THz pulse and its fit

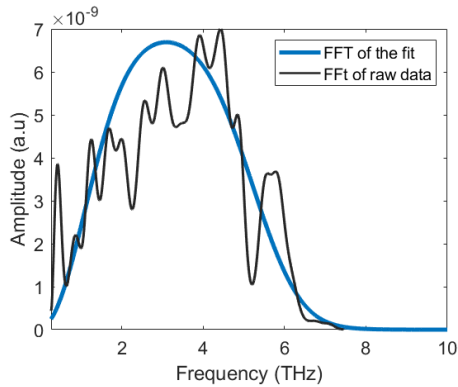


Figure 3 Corresponding spectra obtained by FFT

The optical spectrum at the output of the waveguide is also shown in Figure 4 and corresponds to the idler simultaneously generated with the THz. The spectrum has multiple Stokes peaks emitted from the spontaneous polariton parametric scattering process. The spectral shifts of the peaks relative to the pump are in good agreement with the THz spectrum. As the idler is angularly emitted at the output, the spectrum is not smooth and depends on the spectrometer orientation. We also calculated the expected THz spectrum from the phonon polariton dispersion curve and the diffraction modified Schwarz-Maier plane wave model [9]. The analytical expression of the exponential gain (g) for the THz wave is provided by:

$$g(\nu) = \frac{\alpha(\nu) + \alpha_{WO}}{2} \left(\sqrt{1 + 16 \cos(\theta) \left(\frac{g_0}{\alpha(\nu) + \alpha_{WO}} \right)^2} - 1 \right) \quad (1)$$

With g_0 the parametric gain coefficient in the low-loss limit, α_{WO} represent the special walk-off between the pump and the THz beam. $\alpha(\nu)$ accounts for THz absorption coefficient. θ represent the emission angle of the THz field. I_p is the pump intensity; n_T , n_s and n_p the refractive indices of the THz, signal and pump. χ_P is the second-order susceptibility. By

including the mode area mismatch (given by $\left(\sqrt{\frac{w}{w + 0.5}} \right)$

between the optical and the THz fields together with the limited diffraction geometry, we corroborate the emission of a very large spectrum centered at 3 THz.

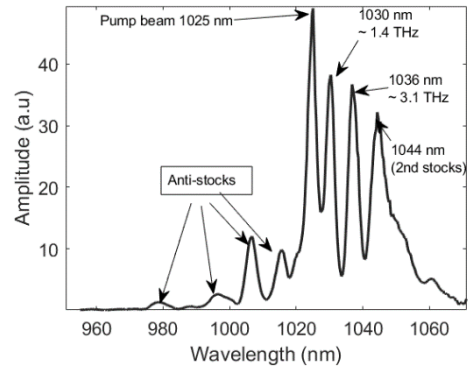


Figure 4 Optical spectra at the output of the waveguide

IV. CONCLUSION

Polariton parametric scattering in LN made waveguide has been presented to generate THz radiations with a large band of ~ 4 THz centred at 3 THz. The generated optical spectrum of the idler and the predicted spectral THz gain are consistent and confirms our observations. This result is an excellent step toward the development of ultra-fast THz amplifier.

V. ACKNOWLEDGMENT

This work was supported by the IdEx University of Bordeaux / Grand Research Program LIGHT (contract ANR 10-IDEX-0003), ISITE-BFC (contract ANR-15-IDEX- 03); EIPHI Graduate School (contract ANR-17-EURE-0002) and by the french RENATECH network and its FEMTO-ST technological facility.

VI. REFERENCES

- [1] D. Bigourd, G. Mouret, A. Cuisset, F. Hindle, E. Fertein and R. Bocquet "Rotational spectroscopy and dynamics of carbonyl sulphide studied by terahertz free induction decays signals," *Optics Communication* **281**, 3111-3119 (2008).
- [2] Q. Cassar, CL Koch-Dandolo, JP Guillet et al. "Characterization of Varnish Ageing and its Consequences on Terahertz Imagery: Demonstration on a Painting Presumed of the French Renaissance," *J. Infrared Millimeter THz Waves* **43**, 845-33 (2022).
- [3] M.E. Ojo, F. Fauquet, P. Mounaix and D. Bigourd, "THz Pulse Generation and Detection in a Single Crystal Layout." *Photonics* **10**, 316 (2023).
- [4] Y.J. Ding and W. Shi, "Widely tunable monochromatic THz sources based on phase-matched difference-frequency generation in nonlinear-optical crystals: A novel approach." *Laser Phys.* **16**, 562-570 (2006).
- [5] B. Sun, J. Liu, and E. Li, "Investigation of a novel frequency-tuning method for terahertz-wave parametric oscillators," *Opt. Express* **16**, 20817-20825 (2008).
- [6] A. M. Warriar, R. Li, J. Lin, A. J. Lee, H. M. Pask and D. J. Spence, "Tunable THz generation in the picosecond regime from the stimulated polariton scattering in a LiNbO3 crystal." *Optics Letters* **41**, 4409-4412 (2016).
- [7] Y. Takida, J. I. Shikata, K. Nawata, Y. Tokizane, Z. Han, M. Koyama, T. Notake, S. Hayashi, and H. Minamide, "THz-wave parametric gain of stimulated polariton scattering", *Phys. Rev. A* **93**, 043836 (2016).
- [8] U. T. Schwarz and M. Maier. "Frequency dependence of phonon-polariton damping in lithium niobate." *Physical Review B* **53** (9), 5074 (1996).
- [9] T. Wang, Y. Huang, M. Chuang, Y. Lin, C. Lee, Y. Lin, F. Lin and G. K. Kitaeva. "Long-range parametric amplification of THz wave with absorption loss exceeding parametric gain." *Opt. Expr.* **21**, 2452-2462 (2013).