



**HAL**  
open science

## **A 2019-2020 Review of R Neural Network Packages with NNbenchmark**

Salsabila Mahdi, Akshaj Verma, Christophe Dutang, Patrice Kiener, John C Nash

► **To cite this version:**

Salsabila Mahdi, Akshaj Verma, Christophe Dutang, Patrice Kiener, John C Nash. A 2019-2020 Review of R Neural Network Packages with NNbenchmark. 2024. <hal-04732774>

**HAL Id: hal-04732774**

**<https://hal.science/hal-04732774v1>**

Preprint submitted on 11 Oct 2024

**HAL** is a multi-disciplinary open access archive for the deposit and dissemination of scientific research documents, whether they are published or not. The documents may come from teaching and research institutions in France or abroad, or from public or private research centers.

L'archive ouverte pluridisciplinaire **HAL**, est destinée au dépôt et à la diffusion de documents scientifiques de niveau recherche, publiés ou non, émanant des établissements d'enseignement et de recherche français ou étrangers, des laboratoires publics ou privés.



HAL Authorization

---

# A 2019-2020 REVIEW OF R NEURAL NETWORK PACKAGES WITH NNbenchmark

---

A PREPRINT

**Salsabila Mahdi**  
Universitas Syiah Kuala

<https://orcid.org/0000-0002-2559-4154>

**Akshaj Verma**  
Manipal Institute of Technology

<https://orcid.org/0000-0002-3936-0033>

**Christophe Dutang**  
Université Paris-Dauphine, University PSL, CNRS, CEREMADE

<https://orcid.org/0000-0001-6732-1501>

**Patrice Kiener**  
InModelia

<https://orcid.org/0000-0002-0505-9920>

**John C. Nash**  
Telfer School of Management, University of Ottawa

<https://orcid.org/0000-0002-2762-8039>

December 6, 2022

## Abstract

In the last three decades, neural networks have evolved from an academic topic to a common scientific computing tool. CRAN currently hosts around 80 packages (May 2020) that involve neural network modeling; some offering more than one algorithm. However, to our knowledge, there is no comprehensive study which tests the accuracy, the reliability, and the ease-of-use of those NN packages. In this paper, we test a large number of packages against a common set of datasets with varying levels of complexity to benchmark and rank them with statistical metrics. We restrict our evaluation to single hidden-layer perceptrons that perform regression. We ignore packages for classification and other specialized purposes. This leaves us with approximately 60 package:algorithm pairs to test. The criteria used in our benchmark were: (i) accuracy, i.e. the ability to find the global minima on 13 datasets, measured by the Root Mean Square Error (RMSE) in a fixed number of iterations; (ii) speed of the training algorithm; (iii) availability of helpful utilities; (iv) quality of the documentation. We have given a score for each evaluation criterion to compare all package:algorithm pairs in a global table. Overall, 15 pairs are considered accurate and reliable and are recommended for daily usage. Other packages are either less accurate, slow, difficult to use, or have poor or zero documentation.

**Keywords** R packages · Neural networks · benchmark

## 1 Introduction

The R Project for Statistical Computing, as any open-source platform, relies on its contributors to keep it up to date. Neural networks, inspired by the brain itself, are a class of models in the growing field of machine learning for which R has a number of packages. Before 2010, neural networks were often considered theoretically instead of pragmatically, partly because the algorithms used were computationally expensive.

The term “neural network” is colloquially used for different model structures and applications. In both Bishop (2005), Ripley (2007) books, the term “multilayer perceptron” is used interchangeably for regression and classification. Later, the term “deep neural networks” has appeared but refers to a very different structure with many layers and other training algorithms. The term “recurrent neural network” is mainly used in the context of autoregressive time-series while the term “convolutional neural network” is appropriate for dimension reduction and pattern recognition (images/audio/text). Most of the above types of neural networks (NN) can be found in R packages hosted on CRAN but without any study about the accuracy or the speed of computation. This is a concern as many slow or poor algorithms to fit NN are available in the literature and hence weak packages are implemented on CRAN.

In this paper, we stick to the multilayer perceptron because it is still the most used NN structure and we focus on regression.

In the NN literature, a number of benchmarks of neural networks have been conducted. (Adolf et al. 2016) propose a reference workload for modern deep learning methods with a large variety of benchmark tasks and NN types. They analyze the breakdown of execution time by operation type for each workload in order to identify where time is spent. (Tao et al. 2018) propose a benchmark suite for intelligence processors, which consist of two levels of benchmarks: microbenchmarks of single-layer networks and macrobenchmarks of state-of-the-art industrial networks. However (Tao et al. 2018) focus only various hardware platforms, including CPUs and GPUs; scenarios are limited to classification or recognition. (Xie et al. 2020) propose another benchmark methodology to evaluate software/hardware co-designs and illustrate it on a selected set of applications from the TensorFlow Model Zoo.

Furthermore, there are also benchmarks with a specific type of application, e.g., (Bianco et al. 2018) for image recognition, (Wang et al. 2020) for crime forecasting, (Witczak et al. 2006) for fault diagnosis.

None of these benchmarks deals with NN implemented in R packages, which is the aim of this paper. We follow the general principles of (Prechelt et al. 1994) to conduct our benchmark: validity, reproducibility and comparability. Furthermore, we also use from (Prechelt et al. 1994) other rules such as input scaling, error measure, NN naming convention, and NN random initialization.

A neural network algorithm requires complicated calculations to improve the model control parameters. As with other optimization problems, the gradient of the chosen cost function indicates the model’s lack of suitability. Optimization methods improve the current iterate by changing the parameters in the opposite of the gradient direction generally with an adaptive step. This yields so-called first-order methods where both the function to be optimized and its gradient. Parameters for the model are generally obtained by using part of the available data (a training set) and tested on the remaining data. Modern software allows much of this work, including approximation of the gradient, to be carried out without a large effort by the user.

The training process can generally be made more efficient if we can also approximate second-order derivatives of the cost function, allowing us to use its curvature via the Hessian matrix. This yields so-called second-order methods using the function, its gradient and its Hessian matrix. There are a large number of approaches, of which quasi-Newton algorithms are perhaps the most common and useful. Within this group, methods based on the Broyden-Fletcher-Goldfarb-Shanno (BFGS) algorithm for updating the (inverse) Hessian approximation provide several well-known examples. In conducting this study, we hypothesize that these second-order algorithms should perform better than first-order methods for datasets that fit in memory.

To test our hypothesis, we conduct a thorough examination of these training algorithms in R. There are many packages, but there is a dearth of information that would allow users to make an informed decision. Our work aims to provide a framework for benchmarking neural network packages. We focus our examination to neural networks of the perceptron type which consist of one input layer, one normalized layer, one hidden layer with a non-linear activation function and one output layer.

A second aim of this paper is to provide ease-of-use scores to help users find the appropriate package according to their needs. Examples of usage for each package are also provided on-line at <https://theairbend3r.github.io/NNbenchmarkWeb/index.html> via html templates.

Specifically, we focus only on regression-based algorithms. The criteria used in our benchmark were: (i) accuracy, i.e. the ability to find the global minima on 13 datasets, measured by the Root Mean Square Error (RMSE) in a fixed number of iterations; (ii) speed of the training algorithm; (iii) availability of helpful utilities; (iv) quality of the documentation.

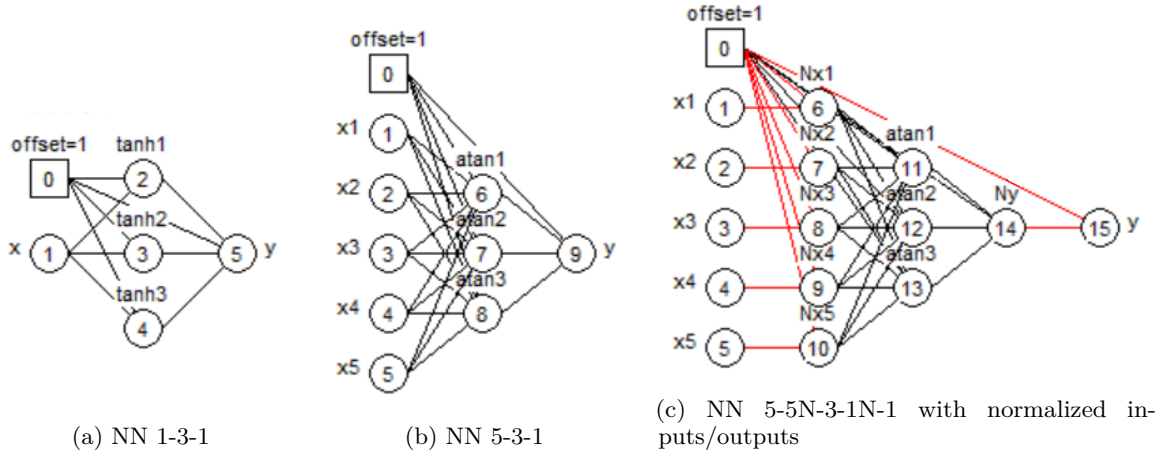


Figure 1: Three neural networks using the NN  $a-b-c$  notation

## 2 Multilayer perceptron with a single hidden layer

In this section, we briefly describe the single hidden-layer perceptron. While some of the jargon arising comes from graph representations of models, others derive from the traditional literature on non-linear models.

We refer to Friedman et al. (2001)[Chapter 11], Izenman (2008)[Chapter 10] and Ripley (2007) for a general introduction of neural networks.

Using the graph description, e.g. Fig. 1, a single-hidden layer neural network is made up of 3 parts: (i) layer of the input(s), (ii) hidden layer which consists of independent neurons, each of them performing two operations: a linear combination of the inputs plus an offset followed by a non-linear function, (iii) output layer which is a linear combination of the output of the previous layer. We introduce a generic notation NN  $a-b-c$  for a neural network with  $a$  inputs,  $b$  hidden neurons and  $c$  outputs. If inputs or outputs are normalized, we interleave either  $aN$  or  $cN$  in the notation.

The non-linear function used in the hidden layer must have the following four properties: continuous, differentiable, monotonic, and bounded. The logistic (invlogit), hyperbolic tangent (tanh) and arctangent (atan) functions are the usual candidates.

The resulting model has the following generic expression

$$y = a_1 + \sum_{j=1}^d a_{j,1} \times f(a_{j,2} + \sum_{l=1}^p a_{j,2+l} \times x_l),$$

with  $p$  inputs,  $d$  hidden neurons and  $f$  as the activation function. The total number of parameters to be estimated is  $1 + d(2 + p)$ . The neural network depicted Fig. 1a corresponds to  $p = 1$ ,  $d = 3$  and  $f = \tanh$  for a total of 10 parameters, whereas the neural network depicted Fig. 1b corresponds to  $p = 5$ ,  $d = 3$  and  $f = \text{atan}$  for a total of 22 parameters.

In practice, modelers also use piecewise differentiable functions with bounded left/right derivatives, such as the Rectified Linear Unit function (called ReLU in software). The ReLU activation function is in particular useful for classification problems which are not investigated here.

While the final gradient should be small, we believe it is helpful to have gradients with large values at the first steps of the training algorithm, so the following is recommended: (i) normalized inputs and outputs (Fig. 1c contains  $Nx$  nodes after inputs and before outputs), (ii) odd functions like the hyperbolic tangent function or the arctangent function, (iii) small random values to initialize the parameters. A common example of this is to use values extracted from a centered Gaussian  $\mathcal{N}(0, 0.1)$  distribution. When normalizing input/outputs, inputs  $x_l$  are replaced by  $F_N(x_l)$  and output by  $F_N^{-1}(y)$  where  $F_N$  and  $F_N^{-1}$  stand respectively for the distribution function and the quantile function of a Gaussian distribution. These practices help us find good local-minima and possibly a global-minimum.

The dataset used for training is assumed to have the number of rows much larger than the number of parameters. While “much larger” is subjective, values of 3 to 5 are generally accepted (in experimental design, some iterative strategies start with a dataset having a number of distinct experiments equal to 1.8 times the number of parameters and then increase the number of experiments to fine-tune the model).

It is clear from the mathematical formula above that neural networks of perceptron type are non-linear models which require training algorithms that can handle (highly) non-linear models for their parameter estimation. Indeed, the intrinsic and parametric curvatures of such models are usually very high and with so many parameters, the Jacobian matrix might exhibit some co-linearities between its columns and become nearly singular. As a result, appropriate algorithms for such `dataset:model` pairs are rather limited and well-known. They pertain to the class of second-order algorithms such as the BFGS algorithm which is Quasi-Newton in how it updates the approximate inverse Hessian or the Levenberg-Marquardt algorithm which stabilizes the Gauss-Newton search direction at every iteration, e.g. (Bonnans et al. 2006, Nocedal & Wright 2006).

Unfortunately, due to certain didactic tools on backpropagation and recent popularity of “deep neural networks” that manipulate ultra-large models (sometimes more parameters than examples in the datasets), many papers emphasize the use of first-order gradient algorithms, with the consequence that some R packages have implemented such algorithms. In the case of the perceptron, we contend this is an oversight, and provide evidence to that effect in this paper. We refer interested readers to (Tan & Lim 2019) for a review of second-order algorithms for neural networks and their potential benefits over first-order methods.

### 3 Methodology

#### 3.1 Convergence and termination

Most of `package:algorithm` pairs try to minimize the Root Mean Squared Error (RMSE) during the training step. Two exceptions are the `brnn` package which minimizes the RMSE plus the sum of the parameters (hence the name Bayesian Regularized neural network), and the `qrnn` package which performs quantile regression. For all packages, the datasets were learnt as a whole and without any weighting scheme to favor a single part of a dataset. We do not use a validation/test set because the purpose of our study is to verify the ability to reach good minima. This requirement is satisfied by using only a training set.

When training neural networks, we attempt to tune a set of hyperparameters to minimize the RMSE. When our method for such adjustment can no longer reduce the RMSE, we say that the given algorithm **terminated**. We consider the method to have **converged** when termination is not due to some exceptional situation and the final RMSE value is relatively small<sup>1</sup>. In practice, some algorithms require that we stop the optimization process in exceptional situations (e.g., a divide by zero), or a pre-set limit on the number of steps or a maximum elapsed time is reached.

Specifically, second-order algorithms are all set to a maximum of 200 iterations. On the other hand, first-order algorithms used several iteration limits depending on how well and how fast they converged: `maxit1storderA`=1000 iterations, `maxit1storderB`=10000 iterations, and `maxit1storderC`=100000 iterations. The full list of the maximum iteration number by `package:algorithm` is given in Table 5 in Appendix D. It can be seen that we were unable to completely harmonize the hyperparameters as the appropriate learning rate differed between packages, despite the algorithms being similarly named. Using a manual grid search, we did our best to find the best learning rate and `maxit` for each `package:algorithm`, especially for first-order algorithms where different `maxit` values were used.

#### 3.2 Performance

We measure **performance** primarily by relative computing time between methods on a particular computing platform. We could count the precise number of iterations, function evaluations or similar quantities that indicate the computing effort, but this would have required a large effort in R coding in order to get values that are comparable between NN packages. We note that differences in machine architecture and in the attached libraries (e.g., BLAS choices for R) will modify our performance measure. We are putting our tools on a Github repository so that further evaluation can be made by ourselves and others as hardware and software evolves.

<sup>1</sup>We do not choose the mean absolute error (MAE) for overall ranking nor for convergence testing as there is a lack of consensus in the literature, see e.g. Willmott & Matsuura (2005), Chai & Draxler (2014).

The majority of the resulting files in our repository were generated on a Windows system build 10.0.18362.752. The machine specifications are (i) i7-8750H CPU, (ii) Intel(R) UHD Graphics 630, (iii) NVIDIA GeForce GTX 1060 chip, (iv) 16 GB of RAM.

Tests were also performed on other platforms and the computation times were found to be reasonably similar.

### 3.3 Phase 1 - Preparation of benchmark datasets and selection of packages

#### Datasets

A non-iterative calculation such as Ordinary Least Squares cannot generally be used to model all the datasets in our evaluation set. Varying levels of difficulty in modeling the different data sets are intended to allow us to further classify different algorithms and the packages that implement them. As we focus on regression analysis, we select only datasets where the response variable is real-valued.

Sonja Surjanovic and Derek Bingham of Simon Fraser University created a useful website from which three of the multivariate datasets were drawn. We note the link, name and difficulty level of the three datasets:

- <http://www.sfu.ca/~ssurjano/fried.html>: mFriedman, Friedman’s dataset, published in (Friedman 1991) (average difficulty),
- <http://www.sfu.ca/~ssurjano/detpep10curv.html>: mDette, Dette’s dataset, published in (Dette & Pepelyshev 2010) (medium difficulty),
- <http://www.sfu.ca/~ssurjano/ishigami.html>: mIshigami, Ishigami’s dataset, published in (Ishigami & Homma 1990) (high difficulty).

The last multivariate dataset, mRef153, was used to teach neural networks at ESPCI (The City of Paris Industrial Physics and Chemistry Higher Educational Institution, <https://www.neurones.espci.fr/>) from 2003 to 2013 and is available in the proprietary software Neuro One at <http://www.inmodelia.com/software.html>. This dataset presents some interesting non-linear features.

uDreyfus1 is a pure neural network which has no error. This can make it difficult for algorithms that assume an error exists. uDreyfus2 is uDreyfus1 with errors. Both are considered to be of low difficulty and used to teach neural networks at ESPCI from 1991 to 2013. uDmod1 and uDmod2 are univariate datasets with few observations but exhibit high non-linear patterns and prove to be very challenging datasets. The parameters are highly correlated and singular Jacobian matrices often appear.

Three of the univariate datasets were taken from the US National Institute for Standards and Technology (NIST) website: [https://www.itl.nist.gov/div898/strd/nls/nls\\_main.shtml](https://www.itl.nist.gov/div898/strd/nls/nls_main.shtml). These are uGauss1, uGauss2 and uGauss3 published in (Rust 1996*a,b,c*, resp.) and were created by NIST to assess non-linear least squares regressions of low, low and medium difficulty respectively.

The last univariate dataset, uNeuroOne, was also used to teach the same course and is now available in the proprietary software NeuroOne at <http://www.inmodelia.com/software.html>. In Table 1, we list some information on each dataset used in the first round of our analysis: the number of neurons and the induced number of parameters are available in the last two columns.

Finally, we consider a Simon Wood test dataset, named bWoodN1, used in (Wood 2011) for benchmarking generalized additive models. As in (Wood 2011), we consider the generation of Gaussian random variates  $Y_i$ ,  $i = 1, \dots, n$ , with a mean  $\mu_i$  depending non-linearly on real covariates  $x_{i,j}$  and a standard deviation  $\sigma = 1/4$ . Precisely, the mean is computed as

$$\mu_i = 1 + f_0(x_{i,0}) + f_1(x_{i,1}) + f_2(x_{i,2}) + f_3(x_{i,3}) + f_4(x_{i,4}) + f_0(x_{i,5}),$$

where  $f_j$  are Simon Wood’s smooth non-linear functions defined in Appendix B (with the first and last terms using  $f_0$ ),  $x_{i,j}$  are uniform variates and  $n = 20,000$ . bWoodN1 will only be used in the second round of our analysis when the TOP-5 packages will be further analyzed with 5 neurons resulting in 41 parameters.

To build the final result table, we selected all four multivariate datasets and 4 out of the 8 univariate datasets so that the overall score does not overly weight the univariate datasets. Note that the 2020 GSoC results are available in Section 1 of the supplementary materials, (Mahdi et al. 2021). Furthermore the 2019 GSoC code uses all 12 datasets. For convenience, all datasets are made available in **NNbenchmark**, so that anyone can replicate our analysis.

Table 1: Datasets’ summary

Dataset	Row nb.	Input nb.	Neuron nb.	Param. nb.
<b>Multivariate</b>				
mDette	500	3	5	26
mFriedman	500	5	5	36
mIshigami	500	3	10	51
mRef153	153	5	3	22
<b>Univariate</b>				
uDmod1	51	1	6	19
uDmod2	51	1	5	16
uDreyfus1	51	1	3	10
uDreyfus2	51	1	3	10
uGauss1	250	1	5	16
uGauss2	250	1	4	13
uGauss3	250	1	4	13
uNeuroOne	51	1	2	7

## Packages

Using **RWsearch** (Kiener 2020), we sought to automate the process of searching for neural network packages. All packages that have “neural network” as a keyword in the package title or in the package description were included.

As of May 2020, around 80 packages fall into this category. Packages **nlstr**, **minpack.lm**, **caret** were added because the former two are important implementations of second-order algorithms while the last is the first cited meta package in the CRAN task view for machine learning, *MachineLearning*. It is also a dependency for some of the other packages tested. A restriction to regression analysis left us with 49 `package:algorithm` pairs in 2019 and 60 `package:algorithm` pairs in 2020.

### 3.4 Phase 2 - Review of packages and development of a benchmarking template

All packages were tested 3 times. Each assessment is described in detail below.

#### 1. The decision to exclude or include

From documentation and example code, we learned that not all packages selected by the automated search fit the scope of our research. Some have no function to generate neural networks while others were not regression neural networks of the perceptron type or were only intended for very specific purposes such as in biology or in astronomy. Our decision could sometimes be made from the `DESCRIPTION` file; for others we needed trial and error. We refer to Table 6 in Appendix D for the full list of discarded packages.

#### 2. Templates for testing accuracy and speed

While inspecting the packages, we slowly developed a template for benchmarking that evolved over time. The final structure of this template (for each package) is as follows:

1. Set up the test environment - loading of packages, setting working directory and options;
2. Summary of tested datasets;
3. Loop over datasets:
  - a. setting parameters for a specific dataset,
  - b. selecting benchmark options,
  - c. training a neural network with a tuned function for each package,
  - d. calculation of convergence metrics (RMSE, MAE, WAE)<sup>2</sup>,
  - e. plot each training over one initial graph, then plot the best result,
  - f. add results to the appropriate existing record (\*.csv file) and
  - g. clear the environment for next loop.
4. Clear up the environment for the next package.

To simplify this process, we developed the **NNbenchmark** package, of which the first version was created as part of GSoC’19, containing testing functions and datasets. In GSoC’20, 3 new functions encapsulating the

<sup>2</sup>We measure the quality of our model by RMSE, but the mean absolute error (MAE) and the worst absolute error (WAE) may help distinguish packages with close RMSE values. See Appendix A for definition of convergence metrics.

template were added that have been made generic with the extensive use of the `do.call` function from the **base** package:

1. In `trainPredict_1mth1data` a neural network is trained on one dataset and then used for predictions, with several utilities. Then the performance of the neural network is exported, plotted and/or summarized.
2. `trainPredict_1data` serves as a wrapper function for `trainPredict_1mth1data` for multiple methods.
3. `trainPredict_1pkg` serves as a wrapper function for `trainPredict_1mth1data` for multiple datasets.

For this paper, the training process (3.b to 3.g) is carried out with **NNbenchmark**'s `trainPredict_1pkg` using the `NNsummary` function to report convergence metrics and speed.} The package repository is at <https://github.com/pkR-pkR/NNbenchmark>, with template repository at <https://github.com/pkR-pkR/NNbenchmarkTemplates>, and outputs per package at <https://theairbend3r.github.io/NNbenchmarkWeb/index.html>. A usage example `trainPredict_1pkg` is given in Appendix C, where `nnet` is tested on the fifth dataset `uDmod1`: `hyperParams.nnet()` sets up hyperparameters, `NNtrain.nnet()` is a wrapper of the fitting procedure `nnet::nnet`, `NNpredict.nnet()` is a wrapper of the predicting function, while `NNclose.nnet()` terminates the call. Finally, `trainPredict_1pkg` is called using these 5 dedicated functions and a list of input parameters.

### 3. Scoring the ease of use

We define ease-of-use measures to rate NN packages on their user-friendliness. Based on our understanding of what a user may be required to know or do when using a neural network package, we consider: (i) a measure for the availability of appropriate utility functions (ii) a measure for (non-trivial) examples (iii) a sufficient documentation (well-written manual, vignette(s)) (iv) a measure to rate the clarity of the R call to fit a given neural network.

Our ratings are as follows.

1. Utilities in R to deal with NN
  - a. a predict function exists = 1 star
  - b. scaling capabilities exist in the package = 1 star
2. Sufficient and reliable documentation
  - a. the existence of useful and relevant example(s)/vignette(s)
    - clear, with regression = 2 stars
    - unclear, examples use iris or are for classification only = 1 star
    - no examples = 0 stars
  - b. input/output is clearly documented, e.g., what values are expected and returned by a function
    - clear input and output = 2 stars
    - only one is clear = 1 star
    - both are not documented = 0 stars
3. User-friendly call to fit a NN
  - a. a single function with arguments passed as character, numeric, boolean or formula; and data as a `data.frame` or a matrix = 2 stars
  - b. a single function with model specification passed as a list or via a dedicated function; or data converted in a dedicated S3/S4 object = 1 star
  - c. multiple functions for initializing-converting-fitting = 0 star

Hence, the utility rating gives an indication to users if the package includes a predict function and/or a standardizing argument. It is worth mentioning many R packages provide standardizing functions. Indeed, **bdpar**, **binst**, **dataprep**, **discretization**, **helda**, **PreProcessing**, **preutils**, and **recipes** offer general data pre-processing functions, and there are many more packages providing topic specific pre-processing. We do not consider in this paper any of these packages and only rate pre-processing functions within a package. Furthermore, to inform users about the usability of packages, the documentation measure ranges from 0 to 4 stars, while the utility and the R call range from 0 to 2 stars.

### 3.5 Phase 3 - Collection of and analysis of results

#### 3.5.1 Results collection

Looping over the datasets using each package template, we collected results in the relevant package directories that rests in the templates repository. A large number of runs were carried out in order to obtain the best result for every package.

#### 3.5.2 Analysis

To rank the speed and quality of convergence, we have devised the following method:

1. The results datasets are loaded into the R environment as one large list. The dataset names, `package:algorithm` names and all 10 run numbers, durations, and RMSE are extracted from that list.
2. For the duration score (DUR), the duration is averaged by dataset. 3 criteria for the RMSE score by dataset are calculated:
  - a. The minimum value of RMSE for each `package:algorithm` as a measure of their best performance;
  - b. The median value of RMSE for each `package:algorithm` as a measure of their average performance, without the influence of outliers;
  - c. The spread of the RMSE values for each package which is measured by the difference between the median and the minimum RMSE (subsequently referred to as RMSE D51).
3. Then, the ranks are calculated for every dataset and the results are merged into one wide dataframe.
  - a. The duration rank only depends on the duration;
  - b. For minimum RMSE values, ties are decided by duration mean, then the RMSE median;
  - c. For median RMSE values, ties are decided by the RMSE minimum, then the duration mean;
  - d. The RMSE D51 rank only depends on itself.
4. A global score over all datasets is computed by summing the ranks (of duration, minimum RMSE, median RMSE, RMSE D51) of each `package:algorithm` for each dataset.
5. The final table is the result of ranking by the global minimum RMSE scores for each `package:algorithm`.

## 4 Results, discussion and recommendations

Table 2 gives the RMSE and time score per package and per algorithm, whereas Table 3 gives Utility, Documentation and Call scores per package. The full list of scores is given in Table 5 in Appendix D. Figure 2 shows the minimum RMSE value per `package:algorithm` for two particular datasets `mIshigami` and `uDreyfus1`, whereas Figure 3 displays the average computation time. The number on the x-level refers to the RMSE overall score of the `package:algorithm` given in Table 2 (last column), e.g., 8 refers to `validann:optim(CG)` which is a very slow algorithm as depicted in Fig. 3.

Both figures show that a good overall score does not necessarily imply a good performance on the two datasets under consideration. Furthermore, there is a break between the TOP-10 `package:algorithm` and others in terms of RMSE value. In Section 1.13 of the supplementary materials, (Mahdi et al. 2021), the score probabilities per `package:algorithm` also provides some insight into the robustness of the overall score.

Regarding computation time, we observe that some `package:algorithm` pairs are very slow and have poor RMSE, e.g. 41 corresponding to `AMORE:BATChgd`. In the following, we divide our analysis in two groups: packages implementing second-order algorithms and packages implementing first-order algorithms. Finally, we list the reasons for discarded packages.

### 4.1 Second-order algorithms

Of all approaches, the following second-order algorithms generally performed better in terms of convergence despite being limited to  $1/5^{th}$  or fewer iterations than the first-order algorithms.

We note that 11 out of 15 of these `package:algorithms` use `optim` from `stats`. Two of them, `CaDENCE`'s BFGS (Cannon 2017a) and `validann`'s BFGS and L-BFGS-B (Humphrey 2017), make the call directly. However, it is not clearly stated in `CaDENCE`'s documentation that `optim`'s BFGS method has been chosen

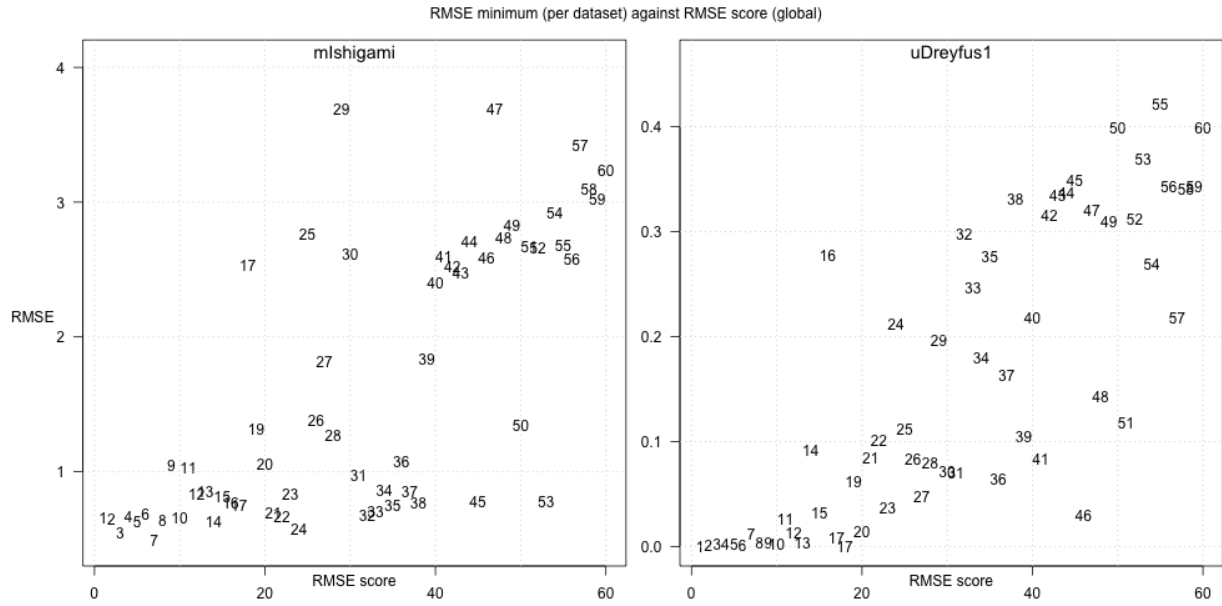


Figure 2: RMSE minimum value per package for mIshigami and uDreyfus1 datasets. The left-bottom corner identifies better results.

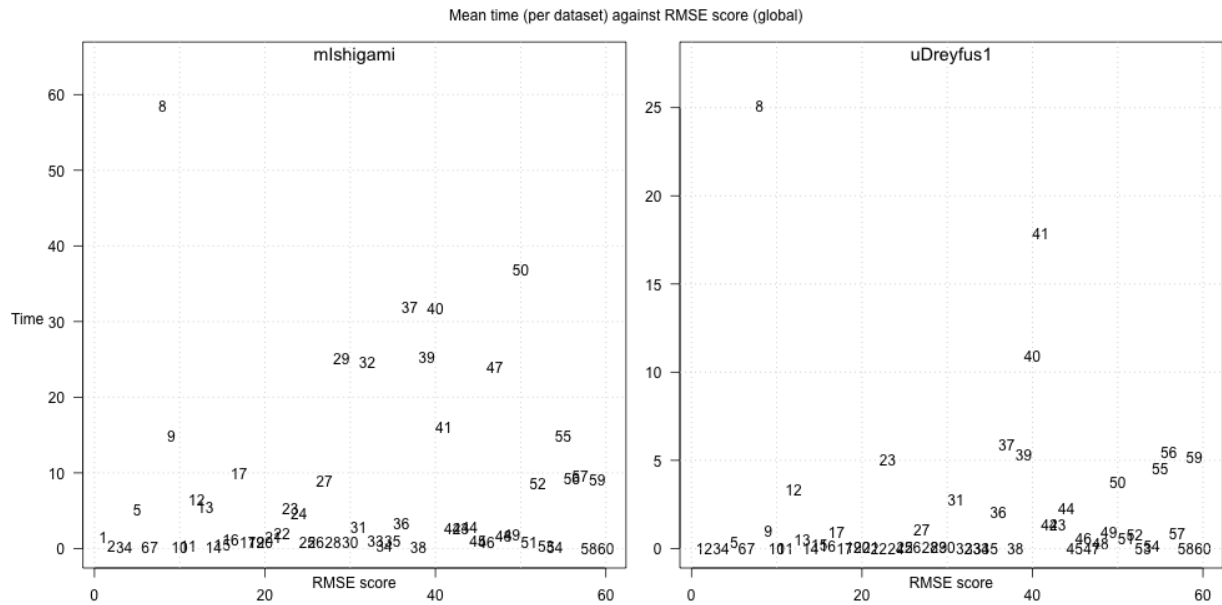


Figure 3: Average time value per package for mIshigami and uDreyfus1 datasets. The left-bottom corner identifies better results.

Table 2: Results of Tested Packages (sorted by best RMSE score per package)

Package	Algorithm	Global score		Package	Algorithm	Global score	
		Time	RMSE			Time	RMSE
<b>nlsr</b>	41. NashLM	18	1				
<b>rminer</b>	45. nnet_optim(BFGS)	12	2	<b>automl</b>	8. trainwgrad_adam	50	18
<b>nnet</b>	42. optim (BFGS)	3	3		9. trainwgrad_RMSprop	47	26
					10. trainwppo	57	43
				<b>deepnet</b>	20. BP	23	18
	56. optim(BFGS)	35	4				
	57. optim(CG)	60	8		38. rprop+	19	21
<b>validann</b>	58. optim(L-BFGS-B)	36	15	<b>neuralnet</b>	37. rprop-	21	22
	59. optim(Nelder-Mead)	55	45		40. slr	31	31
	60. optim(SANN)	20	55		39. sag	41	38
					36. backprop	37	50
<b>MachineShop</b>	32. nnet_optim(BFGS)	6	5				
<b>traineR</b>	55. nnet_optim(BFGS)	4	6		28. adamax	48	23
<b>radiant.model</b>	44. nnet_optim(BFGS)	10	7		27. adam	42	34
				<b>keras</b>	29. nadam	44	36
	34. optimx(BFGS)	26	9		26. adagrad	58	37
<b>monmlp</b>	35. optimx(Nelder-Mead)	32	47		25. adadelta	59	40
					31. sgd	48	44
					30. rmsprop	37	52
	12. optim(BFGS)	46	10				
<b>CaDENCE</b>	14. Rprop	56	51	<b>AMORE</b>	2. ADAPTgdwm	16	24
	13. pso_psoptim	54	54		1. ADAPTgd	9	35
					4. BATCHgdwm	40	39
<b>h2o</b>	24. first-order	51	11		3. BATCHgd	39	41
<b>EnsembleBase</b>	23. nnet_optim(BFGS)	5	12	<b>minpack.lm</b>	33. Levenberg-Marquardt	15	24
<b>caret</b>	15. avNNet_nnet_optim(BFGS)	17	13				
<b>brnn</b>	11. Gauss-Newton	8	14		6. rmsprop	14	28
<b>qrnn</b>	43. nlm()	28	16	<b>ANN2</b>	5. adam	13	33
					7. sgd	11	42
	51. Rprop	24	17				
	52. SCG	30	18	<b>deepdive</b>	16. adam	32	46
	53. Std_Backpropagation	22	27		19. rmsProp	34	53
<b>RSNNS</b>	47. BackpropChunk	26	29		18. momentum	53	56
	48. BackpropMomentum	25	30		17. gradientDescent	52	58
	49. BackpropWeightDecay	29	31	<b>snnR</b>	54. SemiSmoothNewton	7	48
	46. BackpropBatch	43	49	<b>elmNNRcpp</b>	21. ELM	1	59
	50. Quickprop	45	57	<b>ELMR</b>	22. ELM	2	60

Note: Statistics over 10 runs.

Note: Statistics over 10 runs.

rather than one of the other four methods. Furthermore, the mention of Nelder-Mead in the documentation suggests that `optim`'s Nelder-Mead method is used. Speed and variation between results for **CaDENCE** are also not as good as other packages that use `optim`. This could be because **CaDENCE** is intended for probabilistic non-linear models with a full title of "Conditional Density Estimation Network Construction and Evaluation".

By contrast, **validann** is clearly a package that allows a user to use all `optim`'s algorithms. **validann:L-BFGS-B** ranks mostly lower than **validann:BFGS**, despite the former method being more sophisticated. We believe this is due to our efforts to harmonize parameters, thereby under-utilizing the possibilities of the L-BFGS-B algorithm. Both **CaDENCE** and **validann**'s BFGS are outperformed by **nnet**, especially in terms of speed.

**nnet** (Ripley 2020) differs from the two packages above because it uses the C code for BFGS (`vmmin.c`) from `optim` (converted earlier from Pascal) directly instead of calling `optim` from R. This may be what allows it to be faster, but limits the optimization to the single method. **nnet** is only beaten by the Extreme Learning Machine (ELM) algorithms in terms of speed. However, there is a larger variation between results (see the RMSE D51 in Appendix D) in comparison to **validann:BFGS**. We believe the different default starting values are the cause of this. For instance, **nnet** uses a range of initial random weights of 0.7 while **validann** uses a value of 0.5. In spite of these results, the real reason most authors or users are likely to choose **nnet** is because it is included in the distributed base R and is even mentioned as the very first package in CRAN's task view for machine learning (*MachineLearning*).

Table 3: Ease of Use Scores of Tested Packages

Package	Individual score			Input allowed		Comments
	Util	Doc	Call	Formula	X Y	
<b>AMORE</b>	*	***	*	no	yes	train() needs a call to newff() for model specification.
<b>ANN2</b>	**	***	**	no	yes	neuralnetwork() needs only character, numeric, boolean but train() needs neuralnetwork().
<b>automl</b>	*	***	*	no	yes	automl_train_manual() needs a list for model specification.
<b>brnn</b>	**	****	**	yes	yes	brnn() needs only character, numeric, boolean or a formula.
<b>CaDENCE</b>	**	***	*	no	yes	cadence.fit() needs a list, numeric, boolean.
<b>caret</b>	**	***	**	yes	yes	avNNet() needs only character, numeric, boolean or a formula.
<b>deepdive</b>	**	***	**	no	yes	deepnet() needs only character, numeric, boolean.
<b>deepnet</b>	*	***	**	no	yes	nn.train() needs only character, numeric, boolean.
<b>elmNNRcpp</b>	**	***	**	no	yes	elm_train() needs only character, numeric, boolean.
<b>ELMR</b>	**	***	**	yes	yes	OSelm_train.formula() needs a formula, data.frame, but OSelm_training() needs matrix, numeric.
<b>EnsembleBase</b>	*	*	*	yes	no	Regression.Batch.Fit() needs a function for model specification and a formula.
<b>h2o</b>	**	**	*	no	yes	h2o.deeplearning() needs character, boolean, numeric and a dedicated function to convert data in S3.
<b>keras</b>	**	*	*	no	yes	fit() needs multiple functions : keras_model() for model specification and compile() to initiate model.
<b>MachineShop</b>	*	***	*	yes	yes	fit() needs NnetModel() for model specification but also allows formula / matrix / recipe / MLModel.
<b>minpack.lm</b>	*	***	*	yes	no	nlsLM() needs a formula, data.frame and list for control parameters.
<b>monmlp</b>	**	***	**	no	yes	monmlp.fit() needs only character, numeric, boolean.
<b>neuralnet</b>	*	***	**	yes	no	neuralnet() needs formula, data.frame, boolean, character.
<b>nlsr</b>	*	****	*	yes	no	nlxb() needs a formula, data.frame and list for control parameters.
<b>nnet</b>	*	***	**	yes	yes	nnet() needs only character, numeric, boolean or a formula.
<b>qrnn</b>	**	***	**	no	yes	qrnn.fit() needs only character, numeric, boolean.
<b>radiant.model</b>	**	**	**	no	yes	nn() needs only character, numeric, matrix.
<b>rminer</b>	**	***	**	no	yes	fit() needs a formula, data.frame, character and numeric.
<b>RSNNS</b>	**	***	**	no	yes	mlp() needs only character, numeric, boolean.
<b>snnR</b>	**	**	**	no	yes	snnR() needs only character, numeric. Package archived.
<b>traineR</b>	*	**	**	yes	no	train.nnet() needs a formula, data.frame, numeric, boolean.
<b>validann</b>	*	****	**	no	yes	ann() needs only character, numeric.

Our analysis found that 6 out of 11 packages tested that use `optim` do so through **nnet**. Moreover, 8 packages for neural networks, though not tested, use **nnet**.

The total number of **nnet** dependencies found through a search through the offline database of CRAN with **RWsearch** is 136 packages, although some might be using **nnet** for the multinomial log-linear models, not neural networks.

The packages that use **nnet** for neural networks are often meta packages with a host of other machine learning algorithms. **caret** (Kuhn 2020), also mentioned in the task-view, boasts 238 methods with 13 different neural network packages, under a deceptively simple name of “Classification and Regression Training”. It has many pre-processing utilities available, as well as other tools.

**EnsembleBase** (Mahani & Sharabiani 2016) may be useful for those who wish to make model ensembles and test a grid of parameters, although the documentation is rather confusing. **MachineShop** (Smith 2020) has 51 algorithms, with some additional information about the response variable types in the second vignette, functions for preprocessing and tuning, performance assessment, and presentation of results. **radiant.model** (Nijs 2020) has an unalterable `maxit` of 10000 in the original package. We changed this to harmonize the `maxit` parameter. **rminer** (Cortez 2020) is the only package dependent on **nnet** that ranks above **nnet** at number 2 for minimum RMSE, and even number 1 in some runs. It also ranks number 1 on the other accuracy measures (median RMSE, minimum MAE, minimum WAE). Furthermore it is only behind **deepdive** and **minpack.lm** in terms of accuracy that is consistent and does not vary (measured by RMSE D51).

The difference of **rminer**’s rank in metrics is probably from the change of maximum allowable weights in **rminer** to 10000 from 1000 in **nnet**, which is also probably the reason its fits are slower. **traineR** (Rodriguez R. 2019) claims to unify the different methods of creating models between several learning algorithms.

It is worth noting is that **nnet** and **validann** do not have external normalization, which is especially recommended for **validann**. However, some of the packages dependent on **nnet** do have this capability and it is included in the scoring for ease of use. With **NNbenchmark**, this is done through setting `scale =`

`TRUE` in the function `prepare.ZZ`. Note that use of scaling may complicate the application of constraints, so not be worth the effort for some users. Nevertheless, users might want scaling, or at least to have a clear explanation of the method chosen to center the variables. Scaling of both function and parameters is one of the features that `optimx` (Nash & Varadhan 2020) incorporates, as some optimization algorithms can work significantly better on scaled problems (Nash 2014).

Of all the packages, only `monmlp` (Cannon 2017b) calls `optimx`. Since the calls are for BFGS and Nelder-Mead, they could do better to call `optim` directly, though the door is open to other optimization methods in `optimx`. However, the author, Alex J. Cannon who is also the author of `CaDENCE`, has created a package meant to fill a certain niche, namely for multi-layer perceptrons with optional partial monotonicity constraints. GAM-style effect plots are also an interesting feature. Another package by Alex Cannon is `qrnn` (Cannon 2019) which uses yet another algorithm: `nlm`, a “Newton-type” algorithm, from `stats`. Although its performance is at the bottom of second-order algorithms, sometimes even being beaten by first-order algorithms, this could also be because of the intended use of the package compared to the tests here. `qrnn` is designed for quantile regression neural networks, with several options. Alex Cannon has included automatic scaling for all 3 of his packages, as is clearly documented.

Non-linear least square estimation can be performed via `nls` from `stats`, which defaults to an implementation of the second-order algorithm referred to as Gauss-Newton. However, in its documentation, `nls` before version 4.1 warned against “zero-residual” or even small residual problems (Nash 2014, sec. 6.4.1). This was one of the motivations for `nlsr` (Nash & Murdoch 2019). `nlsr` uses a variant (Nash 1977) of the Levenberg-Marquardt algorithm versus the plain Gauss-Newton of `nls`, modifies the relative offset convergence criterion to avoid a zero divide when residuals are small and can handle a degenerate Jacobian at the first iteration.

`minpack.lm` (Elzhov et al. 2016) offers another Marquardt approach. While `nlsr` is entirely in R, and also allows for symbolic or automatic derivatives (which are not relevant to the present study), `minpack.lm` uses compiled Fortran and C code for some important computations. Its structure is also better adapted to use features already available in `nls` that may be important for some uses.

Despite the 2 packages ultimately performing well on all runs (capable of being in the top 3 for RMSE as good as packages using BFGS and not being slow), there are some reasons why users might hesitate to choose them. First, both `minpack.lm` and `nlsr` require the full formula of the neural network including variables and parameters. Second, they require good starting values to achieve the best convergence. Notice that in Table 2, `minpack.lm` does not have a high rank. This is because we removed the random Gaussian start values we had originally used; this suggests that the default start values of `minpack.lm` were not appropriate for our datasets.

We suspect `nlsr`’s performance on convergence would have similarly dropped if it was possible to use `nlsr` with no user-set starting values and the author’s chosen default values were inadequate. `nls` deals with this by suggesting a companion function in `stats`, `selfStart`. Furthermore, both packages were able to find better minima when the dataset was scaled. With no starting values and no scaling, `minpack.lm:nlsLM` fails on `uNeuroOne` but performance is better on Friedman & Ishigami datasets. On the other hand, with no start values and no scaling, it fails on everything but `mFriedman`, `mIshigami`, `uMod2`, and the Dreyfus datasets. Similarly, there is also a notable drop in performance for `nlsr` without scaling on the Gauss datasets and `mRef153`. To conclude, both packages provide algorithms that are capable of doing well on our datasets, but may not be suitable for less experienced users. The vignettes for `nlsr` and earlier book (Nash 2014) may be useful.

`brnn` (Rodriguez & Gianola 2020) is an implementation of the Gauss-Newton algorithm in R that does not rely on `nls` or `nlm` from `stats`. Although it is well-documented and has good speed, `brnn`’s implementation of the Gauss-Newton algorithm still ranks below some of the previously mentioned BFGS and Levenberg-Marquardt tools in terms of its global minimum RMSE. We found 2 reasons that we believe to be the cause of this. First, its model uses one parameter fewer than the other algorithms. Only datasets `uDreyfus1` and `uDreyfus2` which are purely 3 hidden neurons ignore the first term. Second, `brnn` does not minimize the sum of squares of the errors but the sum of squares of the errors plus a penalty on the parameters. In certain circumstances – especially with an almost singular Jacobian matrix as with `mDette`, `mIshigami`, `mRef153`, `uGauss3`, and `uNeuroOne` – this will avoid issues with highly correlated parameters.

The only second-order algorithm which we are unable to recommend from the results of our research is `snnR` (Wang et al. 2017). It ranked among the 10 worst algorithms for minimum RMSE out of all 60 algorithms, but this package, focusing on Sparse neural networks for Genomic Selection in Animal Breeding, might prove useful in that perspective.

## 4.2 Lower-order algorithms

Packages with first-order algorithms can be broadly categorized into 2 types: (a) those that allow for one hidden layer (b) those that allow for more than one hidden layer.

### A. One hidden layer

The first category is comprised of either packages that also include second-order algorithms previously discussed or packages that use the Extreme Learning Machine algorithm. Only 2 packages include both second-order algorithms and a lower-order algorithm, that is, **monmlp** and **validann**.

**monmlp** has one algorithm besides BFGS, that is, **optimx**'s Nelder-Mead. **validann** provides the same algorithm but from **optim**. **validann**'s implementation is slower, as before, but ranks slightly better for minimum RMSE. Both implementations of Nelder-Mead do not rank well in minimum RMSE, around 40 out of 60, with similar ranks for the other criteria. We would also caution users to avoid methods that do not call **optim** in **validann**. From Table 2 it may appear that **validann**'s implementation of the Conjugate Gradient (CG) algorithm finds reasonable minima and is thus a good option. It consistently ranked in the top 15 with minimum RMSE. However, it is the slowest algorithm of all 60 algorithms tested. Note, this includes algorithms from packages that call external libraries outside R in Python or Java and packages that use as many as 100,000 iterations.

On the other hand, **validann**'s SANN algorithm is relatively worse than other packages as it ranks at number 55 for minimum RMSE although it is in the top one third for speed (rank 20). Nash (2014)[page 186] notes the lack of a proper convergence criteria for SANN.

Packages that implement the ELMR algorithm are similar to SANN from **validann** in the sense that they are faster but do not converge as well as other package's algorithms. The 2 packages that do so, **elmNNRcpp** (Mouselimis & Gosso 2020) and **ELMR** (Petrozziello 2015) are, respectively, number 1 and number 2 in the ranks for time but 59 and 60 (bottom 2) for minimum RMSE. **ELMR** converges slightly worse on all datasets than **elmNNRcpp** but has noticeably worse performance on the Gauss datasets, especially **uGauss1**. Even increasing the number of neurons did not lead to better convergence for those particular datasets.

### B. More than one hidden layer

Following the trend of "deep learning", the last 9 packages provide the option for more than one layer with a first-order learning algorithm. Our results show that they are often either/both slower or worse at converging than the second-order algorithms with the same number of neurons or layers than their counterparts. We recommend choosing better algorithms over more layers for datasets similar to the ones we used.

Choosing more layers often comes at the expense of speed. An example of this is the implementation of the first-order algorithm in **h2o** (LeDell et al. 2020). With the harmonized number of neurons, as used when benchmarking all the other algorithms, its algorithm is already relatively slow - coming in at 51 out of the 60 algorithms.

With **h2o**'s default of 2 hidden layers, each with 200 neurons, it takes around 10 minutes on **mFriedman** with a minimum RMSE of 0.0022. On the other hand, **nnet** can find a minima of the error function with a minimum RMSE of 0.0088 in less than a second with only one layer of 5 neurons. Thus, despite having a ranking of 11 in minimum RMSE in the final run, beating some of the second-order algorithms, users of **h2o** should be wary of the trade off between performance and speed. Moreover, users might hesitate as it is not actually clear what algorithm is used. The large number of options to choose from seem capable of changing the basic algorithm itself into what is considered a different algorithm by other packages. Some users may also wish to avoid having to set up Java, which is needed for this package.

We had hoped to include **tensorflow** (Allaire & Tang 2020) and its derivatives in our study. However, we discovered incompatibilities between our benchmarking code and the external libraries needed to run this package that led to R Session crashes that we have yet to resolve, even in version 2.2.0 of the package that became available only late in our work.

**tfestimators** (Allaire et al. 2018) had also similar issues and is even less supported. **kerasR** (Arnold 2017), which provides a consistent interface to Keras, a Python API which provides an easier use interface to TensorFlow, had the same issue. In the end, we tested the algorithms in **keras** (Allaire & Chollet 2020) with the hope that it would be able to represent the performance of the other packages.

**keras** has the second-most number of algorithms, a total of 7, with most of them being "adaptive" algorithms. The highest ranking algorithm for minimum RMSE is **adamax** at 23 and the highest ranking algorithm for

speed was `rmsprop` at 37 (quite slow). However, these results were achieved with a reasonable GPU so users might want to decide on whether to use `keras` based on their own hardware specifications. Other algorithms did not perform well in terms of minimum RMSE and the spread of RMSE represented by RMSE D51. As `keras` has also many options available, including a convolutional layer for CNNs, more experienced users may prefer it. On the other hand, just deciding the learning rate (the default was not appropriate for our datasets) can be a real challenge.

The default learning rates in `RSNNS` (Bergmeir 2019) were more appropriate to use directly. `RSNNS` is an example of a package that directly wraps around an external library, the Stuttgart neural network Simulator (SNNS), to provide an easy-to-use interface. This library is rather large with many implementations of neural networks. It contains the largest number of algorithms tested at a total of 8. Algorithms `Rprop` and `SCG`, the best for minimum RMSE, rank at 16 and 17 respectively which is good for a first-order algorithm. Speed for `Rprop` is better but `SCG`'s results vary less.

### Other packages

`AMORE` (Limas et al. 2020): Unfortunately, the focus of the paper behind this package, its unique point, is not explained or documented well. An addition of some examples using the TAO option as the error criterion would be helpful for using the TAO-robust learning algorithm, since this type of error measure is most useful for data with outliers. The function for creating a dot file to use with <http://www.graphviz.org> is also interesting. ADAPT algorithms appear to perform better than the BATCH algorithms with the parameters used in this research.

`ANN2` (Lammers 2020): This package's implementation of adam or rmsprop consistently ranked in the top half for minimum RMSE which is good for a first-order algorithm. It is not as accurate as second-order algorithms but all its algorithms are quite fast. C++ code was used to enhance the speed. Functions for autoencoding are included with anomaly detection in mind.

`automl` (Boulangé 2020): There is no direct argument to choose an algorithm from this package. Instead users must input 2 values into 2 separate arguments (beta1 and beta2) that will then determine which algorithm is used. However, there are useful notes on what parameters have a higher tuning priority. The package is rather slow (highest ranking algorithm for speed is `RMSprop` at 47) with good enough convergence (highest ranking is `adam` at 18).

`deepdive` (Balakrishnan 2020): All algorithms are very good in terms of little variance between results (see its RMSE D51 score). However, the results on convergence by minimum RMSE score are not as good with the worst being `gradientDescent` which ranks 3rd from the bottom. There are few exported functions. The novelty of this package is apparently in the `deeptree` and `deepforest` functions it provides.

`deepnet` (Rong 2014): This is one of the better performing implementations of the first-order algorithm back-propagation, in comparison to `RSNNS`'s `Std_Backpropagation` or `neuralnet`'s `backprop`, ranking at 18 for minimum RMSE. It is relatively fast, ranking at 23 for speed.

`neuralnet` (Fritsch et al. 2019): Considering that this is the only package that uses 100000 iterations as its maxit parameter (excluding BNN which is not included in the official ranks), it can be considered as not recommended. Nonetheless, the default algorithm, `rprop+` and the similar `rprop-`, managed to rank 20 and 21 respectively, out of 60 algorithms for minimum RMSE. These two also do not do badly in terms of speed. Following, in order, are `slr`, `sag`, and traditional `backprop` as the worst at rank 48 out of 60 for minimum RMSE. We found this package difficult to configure. Furthermore, it is a dependency for some other packages, so those should be avoided if a user wishes to be confident in results.

### 4.3 Untested packages

A number of packages have been discarded from this study for at least one of the following reasons:

1. For regression but unsuitable for the scope of our research, coded RE in Table 6.
2. For time series, coded TS in Table 6.
3. For classification, coded CL in Table 6.
4. For specific application purpose, coded AP in Table 6.
5. For tools to complement NN's by other packages, coded UT in Table 6.
6. Not actually neural networks and other reasons, coded XX in Table 6.

The full list of untested packages is given in Table 6 in Appendix D.

Table 4: Performance on bWoodN1 dataset

Package	Algorithm	RMSE min	RMSE median	RMSE D51	MAE median	WAE median	Time median
<b>MachineShop</b>	32. nnet_optim	3.547	4.756	1.2100	3.901	16.02	<b>3.40</b>
<b>nlsr</b>	41. NashLM	3.548	4.706	1.1570	3.801	16.56	<b>76.73</b>
<b>nnet</b>	42. optim	3.550	4.706	1.1560	3.801	16.57	<b>3.38</b>
<b>rminer</b>	45. nnet_optim	3.366	3.688	0.3218	2.956	15.43	<b>11.07</b>
<b>validann</b>	56. optim	3.360	4.497	1.1370	3.711	15.89	<b>140.80</b>

*Note:* statistics taken over 20 runs; time in seconds.

#### 4.4 Further analysis of TOP-5 packages

We performed a second round of analysis with a larger dataset and a focus on the TOP-5 packages given in Table 2. That is, we consider packages **nlsr**, **rminer**, **nnet**, **validann** with algorithm BFGS and **MachineShop**. We applied the NN packages to Simon Wood’s Gaussian dataset, see **bWoodN1** in the dataset description, which contains 20,000 rows with 6 inputs valued in  $[0,1]$  for a (single) numeric output. Due to the non-linear functions considered, see Appendix B, the link between the output and each explanatory variable is highly non-linear which greatly affects the fitting time. Table 4 gives the performance metric over 20 runs of these TOP-5 five packages on **bWoodN1**.

We observe that the minimum RMSE (over 20 runs) is very similar for all packages, with **rminer** and **validann** a little ahead of the others. The metrics median RMSE and RMSE D51 reveal how consistent **rminer**’s results are in comparison to other packages. This is further proved by the other metric norms: WAE and MAE. However, regarding computation time **rminer** is the 3rd slowest with **nlsr** being the 2nd slowest and **validann** being the slowest of all. The best two in terms of speed in this class are **nnet** and **MachineShop**. Nevertheless, these TOP-5 packages perform generally better than other packages, see Section 2.1 of the supplementary materials, (Mahdi et al. 2021). In Section 2.1 of the supplementary materials, we observe that only 2 packages (in the TOP10) have a RMSE minimum close to the RMSE of TOP5 packages: **CaDENCE** and **traineR**. Hence, other non-TOP10 packages will be far worse on the **bWoodN1** dataset.

Figures in Section 2.2 of the supplementary materials, (Mahdi et al. 2021), provide some insight into where a package performs reasonably well with respect to one explanatory variable and where the fit misses the correct behavior of an explanatory variable.

## 5 Conclusion and perspective

This paper focuses on benchmarking neural network packages available on CRAN to recommend for or against their use. Based on **RWsearch**’s outputs in 2019-2020, we selected 26 appropriate packages to analyze in-depth and discarded the other 63 packages. Using **NNbenchmark**, we ranked 60 `package:algorithm` pairs and are happy to note that most of them converge well enough within a reasonable time. Packages reviewed appear to offer essentially the same methods, and second-order algorithms perform generally better than first-order algorithms.

**nnet**, the most recommended package of our study, ranked third in terms of minimum RMSE, and is probably the most efficient package. **nnet** is notably used by many other packages, such as **MachineShop** and **rminer** respectively ranked fifth and second. **MachineShop** and **rminer** are also very good challengers in our benchmark, in particular when considering a larger dataset. Other packages in the TOP-5, **nlsr** (the best in terms of RMSE minimum) and **validann** are efficient packages but a little bit slower in our analysis.

However, we are disappointed that many of the packages we reviewed had poor documentation, notably **EnsembleBase** and **keras**. We often found it difficult to discover what default starting values were used for model parameters and/or to understand how to change the hyper-parameters.

As the field of neural networks evolves, there will be more algorithms to validate. For current algorithms in R, our research should be extended to encompass more types of neural networks and their data formats (classifier neural networks, recurrent neural networks, and so on). Different rating schemes and different parameters for package functions can also be tried out.

Our work is available online through <https://theairbend3r.github.io/NNbenchmarkWeb/index.html> and is entirely reproducible thanks to **NNbenchmark**. We hope users and package maintainers find our work

useful and will provide any necessary feedback. In the future, we plan to use a larger list of benchmark datasets, such as the OpenML-CC18 database from <https://www.openml.org/> available in R thanks to the **OpenML** package. Ideally, we hope to generate such a benchmark on a regular basis as packages get updated.}

## 6 Acknowledgements

This work was possible due to the support of the Google Summer of Code initiative for R during years 2019 and 2020. Students Salsabila Mahdi (2019 and 2020) and Akshaj Verma (2019) are grateful to Google for the financial support. We also thank the three anonymous referees for their relevant advice and comments.

## 7 Appendix

### 7.1 Appendix A

Consider a set of observations  $y_i$  and its corresponding predictions  $\hat{y}_i$  for  $i = 1, \dots, n$ . The three metrics used were:

$$MAE = \frac{1}{n} \sum_{i=1}^n |y_i - \hat{y}_i|, \quad RMSE = \frac{1}{n} \sqrt{\sum_{i=1}^n (y_i - \hat{y}_i)^2}, \quad WAE = \frac{1}{n} \max_{i=1, \dots, n} |y_i - \hat{y}_i|.$$

These values represent the absolute, the squared and the maximum norm of residual vectors.

### 7.2 Appendix B

We define five smooth functions for Simon Wood's test dataset

$$\begin{aligned} f_0 &= 5 \sin(2\pi x), \quad f_1 = \exp(3x) - 7, \\ f_2 &= 0.5 \times x^{11} (10(1-x))^6 - 10(10x)^3 (1-x)^{10}, \quad f_3 = 15 \exp(-5|x-1/2|) - 6, \\ f_4 &= 2 - 1_{(x <= 1/3)} (6x)^3 - 1_{(x >= 2/3)} (6-6x)^3 - 1_{(2/3 > x > 1/3)} (8 + 2 \sin(9(x-1/3)\pi)). \end{aligned}$$

### 7.3 Appendix C

An example of our template for the package `nnet`:

```
library(NNbenchmark)
nrep <- 3
odir <- tempdir()

library(nnet)
nnet.method <- "BFGS"
hyperParams.nnet <- function(...) {
  return (list(iter=200, trace=FALSE))
}
NNtrain.nnet <- function(x, y, dataxy, formula, neur, method, hyperParams, ...) {

  hyper_params <- do.call(hyperParams, list(...))

  NNreg <- nnet::nnet(x, y, size = neur, linout = TRUE,
                    maxit = hyper_params$iter, trace=hyper_params$trace)
  return(NNreg)
}
NNpredict.nnet <- function(object, x, ...) { predict(object, newdata=x) }
NNclose.nnet <- function() { if("package:nnet" %in% search())
  detach("package:nnet", unload=TRUE) }
nnet.prepareZZ <- list(xdmv = "d", ydmv = "v", zdm = "d", scale = TRUE)
```

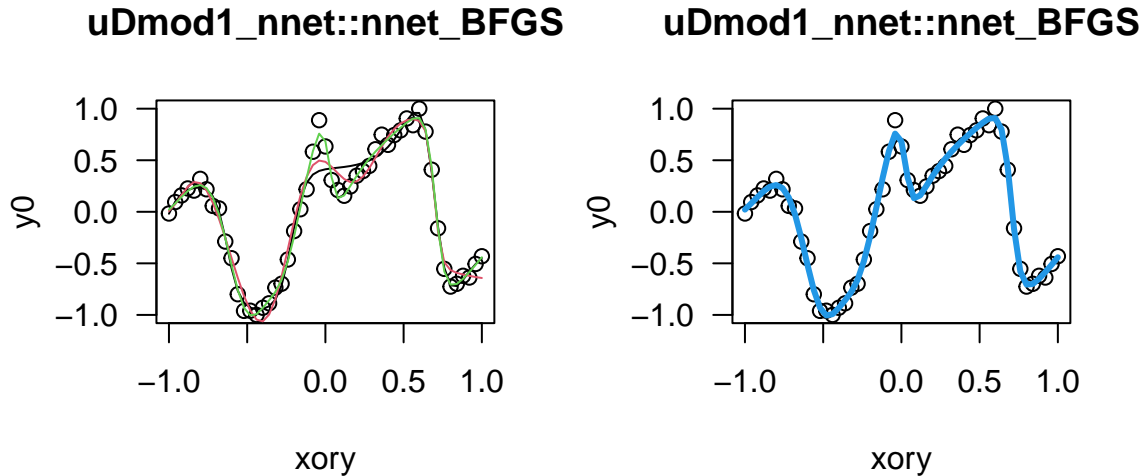


Figure 4: Example of nnet on uDmod1

```
res <- trainPredict_1pkg(5, pkgname = "nnet", pkgfun = "nnet", nnet.method,
  prepareZZ.arg = nnet.prepareZZ, nrep = nrep, doplot = TRUE,
  csvfile = FALSE, rdafile = FALSE, odir = odir, echo = FALSE)
```

## 7.4 Appendix D

Table 6: Review of Discarded Packages

Package	Category	Reason to Discard (File(s) and/or function(s))
appnn	AP	Provide a feed forward neural network to predict the amyloidogenicity propensity of polypeptide sequences (DESCRIPTION file).
autoencoder	AP	Provide a sparse autoencoder, an unsupervised algorithm that learns useful features from the data its given (::autoencode).
BNN	RE*	Use a feed forward neural network to perform regression. It is unclear whether it fits the form of perceptron in the scope. It states that it is intended for variable selection, although how exactly the package would be used to do so is missing. Also the source code is written in C that users of R might not understand. Performance is slow : need 100.000 iterations. (::BNNsel-examples & abstract of paper).
Buddle	CL	Did not include regression in 2019. Unfortunately, the version we tested in 2020 could not be used properly for regression either. See the examples (::TrainBuddle).
cld2	XX	Provide bindings to Google's C++ library CLD2, which detects languages using a Naïve Bayesian classifier. CLD3, which does use neural networks, is mentioned in the description (DESCRIPTION file & link to github).
cld3	AP	Bindings to Google's C++ library CLD3, which detects languages using a neural network with an experimental algorithm (DESCRIPTION file).
condmixt	AP	Use neural networks to predict parameters of mixture models (DESCRIPTION file).
DamiaNN	RE	Was designed specifically for training datasets from Numerai, < <a href="https://numer.ai/">https://numer.ai/</a> >. We were unable to adapt it to our datasets even after exporting functions from the interactive interface (DESCRIPTION file, help pages).
deep	CL	Seem to implement a perceptron to classify data (implicitly known from choice of iris as example and in source code).
deepNN	RE	Another implementation of deep learning. Its input format of lists of vectors is not standard require users to understand how to use lapply or other functions to convert the format of their data. Univariate datasets can't be used with the functions and we could not manage to adapt it to 2020 code (::train).
DNMF	XX	Help extract features that enforce spatial locality with separability between classes in a discriminant manner (DESCRIPTION file).
evclass	CL	Provide an evidential neural network that outputs Dempster-Shafer mass functions (DESCRIPTION file).
gamlss.add	UT	Allow users to use nnet with a variety of Generalized Additive Models for Location Scale and Shape (::nn). It is not particularly appropriate for all our datasets.

Table 6: Review of Discarded Packages (*continued*)

Package	Category	Reason to Discard (File(s) and/or function(s))
gcForest	XX	Based on an article with "Towards an Alternative to Deep Neural Networks" in its title (DESCRIPTION file).
GMDH	TS	Provide GMDH type neural network algorithms for short term forecasting on a univariate time series (DESCRIPTION file).
GMDH2	CL	Provide GMDH type neural network algorithms for performing binary classification (DESCRIPTION file).
GMDHreg	RE*	Regression using GMDH algorithms. We only managed to tested the COMBI algorithm (the most basic and first in the vignette) on the multivariate datasets. It is strangely slow on the "easy" datasets, mFriedman and mRef153. The convergence is relatively not good considering the ammount of layers (Title in DESCRIPTION file).
gnn	AP	Out of scope: Generative moment matching networks (GMMNs) are introduced for generating quasi-random samples from multivariate models (article abstract).
grnn	RE	Provide an implementation of Specht's General Regression Neural Network in 1991 (DESCRIPTION file). We could not manage to make the functions work on the multivariate datasets. ::guess, the function for predicting, only allows for 1 data at a time. Performance of General Regression Neural Networks can be seen from package yager instead.
hybridEnsemble	RE	Hybrid ensemble of eight different sub-ensembles (DESCRIPTION file).
image.libfacedetection	AP	Face detection with CNNs (DESCRIPTION file).
isingLenzMC	AP	Out of scope: This package provides utilities to simulate one dimensional Ising Model with Metropolis and Glauber Monte Carlo (DESCRIPTION file).
kerasR	RE	See section on keras.
leabRa	RE	Provide the local error driven and associative biologically realistic algorithm (Leabra) from O'Reilly 1996. It combines supervised and unsupervised learning, so out of scope (DESCRIPTION file).
learNN	CL	Implement some basic neural networks from <a href="http://qua.st/">\url{http://qua.st/}</a> (DESCRIPTION file). Examples seem to focus on binary classification (::learn_gd, ::learn_bp).
LilRhino	AP	Provide binary neural networks meant for reducing data (DESCRIPTION file), a random forest style collection of neural networks for classification (::Random_Brains), and code for even more purposes. Documentation is satisfyingly clear for a package for applications: a 3 layer network with an adam optimizer, with an explanation of its activation functions (::Binary_Network).
neural	CL	An implementation of "a simple MLP neural network that is suitable for classification tasks" (::mlptrain).
NeuralNetTools	UT	Out of scope: Functions are available for plotting, quantifying variable importance, conducting a sensitivity analysis, and obtaining a simple list of model weights (DESCRIPTION file and Help Pages titles).
NeuralSens	UT	A greater focus on sensitivity, with additional functions (DESCRIPTION file).
NlinTS	TS	A non-linear version of a causality test with feed forward neural networks and a Vector Auto-Regressive Neural Network (VARNN) for non-linear time series analysis models (DESCRIPTION file).
nnetpredint	UT	Out of scope: Computing prediction intervals of neural network models at certain confidence level (DESCRIPTION file).
nnfor	TS	Automatic to fully manual time series modelling with neural networks (DESCRIPTION file).
nnlib2Rcpp	CL	Provide a collection of neural networks, but examples seem to indicate classification and testing our code with the functions provided led to error. Using the RcppClass might be confusing for less experienced R users (::NN-class).
nntrf	AP	Provide useful pre-processing for Machine Learning tasks through data transformation in a non-linear, supervised way with a perceptron (DESCRIPTION file).
onnx	UT	Aims to provide an open source format for neural networks, with definitions of an extensible computation graph model, built-in operators, and standard data types (DESCRIPTION file).
OptimClassifier	UT	Search for the best amount of neurons for binary classification neural networks, among other types of binary classifiers (based on how Optim.NN works & DESCRIPTION file).
OSTSC	UT	A tool to solve imbalanced data for univariate time series classification with oversampling using integrated ESPO and ADASYN methods (DESCRIPTION file) thus improving the performance of RNN classifiers (vignette).
passt	AP	This package provides implementation of the Probability Associator Time (PASS-T) model, a memory model based on a simple competitive artificial neural network which imitates human judgment of frequency and duration (DESCRIPTION file).

Table 6: Review of Discarded Packages (*continued*)

Package	Category	Reason to Discard (File(s) and/or function(s))
pnn	CL	This package provides implementation of the Specht algorithm, 1990, for classification with four functions: learn, smooth, perf, and guess (DESCRIPTION file).
polyreg	XX	Polyregression as alternative to NN (DESCRIPTION file).
predictoR	RE	A shiny interface for supervised learning with very minimal documentation. Users may be additionally confused when opening the application only to find that it's default language is Espanol, although this can be changed in the Idioma section. (DESCRIPTION file & ::init_predictor).
ProcData	AP	Provide tools for exploratory process data analysis via functions: reading, process manipulation, action sequence generators, feature extraction and prediction (link + DESCRIPTION file).
quarrint	AP	Out of scope: provide two indexes for interaction prediction between groundwater and quarry extension, one of which is an artificial neural network ; specified classifier for quarry data (help page - quarrint-package and DESCRIPTION file).
rasclass	CL	Provide neural networks as one of the five supervised classification algorithms for raster images with a design meant to facilitate land-cover analysis (DESCRIPTION file).
rcane	RE	Provide parameter estimation for linear regression, which was not appropriate for the relationships in our data. (DESCRIPTION file).
regressoR	RE	A manual rich version of predictoR.
rnn	AP	Implementations of the vanilla Recurrent Neural Network, Long Short-Term Memory (LSTM), and Gated Recurrent Unit (GRU) in native R (DESCRIPTION file).
RTextTools	AP	Out of scope: A machine learning package for automatic text classification (DESCRIPTION file).
ruta	AP	unsupervised neural networks (DESCRIPTION file).
simpleNeural	CL	Neural networks for multi-class or binary classification (DESCRIPTION file).
softmaxreg	CL	Out of scope: Implementation of 'softmax' regression and classification models with multiple layer neural network (DESCRIPTION file).
Sojourn.Data	AP	Stores some neural networks used for Sojourn Accelerometer methods (DESCRIPTION file).
spnn	CL	Out of scope : Scale invariant version of the original PNN with the added functionality of allowing for smoothing along multiple dimensions while accounting for covariances within the data set (DESCRIPTION file).
studyStrap	AP	Implements multi-study learning algorithms such as merging, the study-specific ensemble the study strap, the covariate-matched study strap, covariate-profile similarity weighting, and stacking weights with single-study learners from caret (DESCRIPTION file).
TeachNet	CL	Provide neural networks with up to 2 hidden layers, 2 different error functions, and a weight decay for 2 class classification : it is slow. (DESCRIPTION file & ::TeachNet).
tensorflow	RE	See section on keras.
tfestimators	RE	See section on keras.
trackdem	AP	An artificial neural network can be trained for filtering false positives present in video materials or image sequences (DESCRIPTION file).
TrafficBDE	RE*	Use caret for a grid of parameters for 3 layers combined with neuralnet. Is very slow. Out of scope to test one layer perceptrons. We recommend the author to use other packages and lessen the number of layers. Datasets in Traffic Status Prediction and Urban Places are similar in nature to ours (TrainCR.R, DESCRIPTION file).
tsfgrnn	TS	Out of scope: A general regression neural network (GRNN) is a variant of a Radial Basis Function Network. Allow you to forecast time series using an autoregressive GRNN model (DESCRIPTION file).
yager	RE*	This package provides a neural network that behaves differently from a perceptron. Results indicate that predictions are quite close to the real values, however this comes at the cost of a large number of weights. With less weights or insufficient training data, the performance isn't as great. (::grnn.fit).
yap	CL	Yet another PNN, with a N-level response, where $N > 2$ (DESCRIPTION file).
zFactor	AP	Computational algorithms to solve equations and find the 'compressibility' factor 'z' of hydrocarbon gases (DESCRIPTION file).

Note: AP=Application, CL=Classification, RE=Regression, RE\*=?, TS=Time serie, UT=Utility, XX=Other.

## References

- Adolf, R., Rama, S., Reagen, B., Wei, G.-Y. & Brooks, D. (2016), Fathom: Reference workloads for modern deep learning methods, *in* ‘2016 IEEE International Symposium on Workload Characterization (IISWC)’, IEEE, pp. 1–10.
- Allaire, J. & Chollet, F. (2020), *keras: R Interface to 'Keras'*. R package version 2.3.0.0.  
**URL:** <https://CRAN.R-project.org/package=keras>
- Allaire, J. & Tang, Y. (2020), *tensorflow: R Interface to 'TensorFlow'*. R package version 2.2.0.  
**URL:** <https://CRAN.R-project.org/package=tensorflow>
- Allaire, J., Tang, Y., Ushey, K. & Kuo, K. (2018), *tfestimators: Interface to 'TensorFlow' Estimators*. R package version 1.9.1.  
**URL:** <https://CRAN.R-project.org/package=tfestimators>
- Arnold, T. (2017), *kerasR: R Interface to the Keras Deep Learning Library*. R package version 0.6.1.  
**URL:** <https://CRAN.R-project.org/package=kerasR>
- Balakrishnan, R. (2020), *deepdive: Deep Learning for General Purpose*. R package version 1.0.1.  
**URL:** <https://CRAN.R-project.org/package=deepdive>
- Bergmeir, C. (2019), *RSNNS: Neural Networks using the Stuttgart Neural Network Simulator (SNNS)*. R package version 0.4-12.  
**URL:** <https://CRAN.R-project.org/package=RSNNS>
- Bianco, S., Cadene, R., Celona, L. & Napolitano, P. (2018), ‘Benchmark analysis of representative deep neural network architectures’, *IEEE Access* **6**, 64270–64277.
- Bishop, C. M. (2005), *Neural Networks for Pattern Recognition*, Clarendon Press.
- Bonnans, J. F., Gilbert, J. C., Lemaréchal, C. & Sagastizábal, C. A. (2006), *Numerical Optimization: Theoretical and Practical Aspects, Second edition*, Springer-Verlag.
- Boulangé, A. (2020), *automl: Deep Learning with Metaheuristic*. R package version 1.3.2.  
**URL:** <https://CRAN.R-project.org/package=automl>
- Cannon, A. J. (2017a), *CaDENCE: Conditional Density Estimation Network Construction and Evaluation*. R package version 1.2.5.  
**URL:** <https://CRAN.R-project.org/package=CaDENCE>
- Cannon, A. J. (2017b), *monmlp: Multi-Layer Perceptron Neural Network with Optional Monotonicity Constraints*. R package version 1.1.5.  
**URL:** <https://CRAN.R-project.org/package=monmlp>
- Cannon, A. J. (2019), *qrnn: Quantile Regression Neural Network*. R package version 2.0.5.  
**URL:** <https://CRAN.R-project.org/package=qrnn>
- Chai, T. & Draxler, R. R. (2014), ‘Root mean square error (RMSE) or mean absolute error (MAE)? – arguments against avoiding RMSE in the literature’, *Geoscientific model development* **7**(3), 1247–1250.  
**URL:** <https://doi.org/10.5194/gmd-7-1247-2014>
- Cortez, P. (2020), *rminer: Data Mining Classification and Regression Methods*. R package version 1.4.5.  
**URL:** <https://CRAN.R-project.org/package=rminer>
- Dette, H. & Pepelyshev, A. (2010), ‘Generalized latin hypercube design for computer experiments’, *Technometrics* **52**(4).  
**URL:** <https://doi.org/10.1198/TECH.2010.09157>
- Elzhov, T. V., Mullen, K. M., Spiess, A.-N. & Bolker, B. (2016), *minpack.lm: R Interface to the Levenberg-Marquardt Nonlinear Least-Squares Algorithm Found in MINPACK, Plus Support for Bounds*. R package version 1.2-1.  
**URL:** <https://CRAN.R-project.org/package=minpack.lm>
- Friedman, J. (1991), ‘Multivariate adaptive regression splines’, *The Annals of Statistics* **19**(1), 1–67.  
**URL:** <https://doi.org/10.1214/aos/1176347963>
- Friedman, J., Hastie, T., Tibshirani, R. et al. (2001), *The elements of statistical learning*, Vol. 1, Springer series in statistics New York.
- Fritsch, S., Guenther, F. & Wright, M. N. (2019), *neuralnet: Training of Neural Networks*. R package version 1.44.2.  
**URL:** <https://CRAN.R-project.org/package=neuralnet>

- Humphrey, G. B. (2017), *validann: Validation Tools for Artificial Neural Networks*. R package version 1.2.1.  
**URL:** <https://CRAN.R-project.org/package=validann>
- Ishigami, T. & Homma, T. (1990), An importance quantification technique in uncertainty analysis for computer models, in 'In Uncertainty Modeling and Analysis, 1990. Proceedings., First International Symposium', Vol. 94, pp. 742–751.  
**URL:** <https://doi.org/10.1109/ISUMA.1990.151285>
- Izenman, A. J. (2008), *Modern multivariate statistical techniques*, Springer.
- Kiener, P. (2020), *RWsearch: Lazy Search in R Packages, Task Views, CRAN, the Web. All-in-One Download*. R package version 4.8.0.  
**URL:** <https://CRAN.R-project.org/package=RWsearch>
- Kuhn, M. (2020), *caret: Classification and Regression Training*. R package version 6.0-86.  
**URL:** <https://CRAN.R-project.org/package=caret>
- Lammers, B. (2020), *ANN2: Artificial Neural Networks for Anomaly Detection*. R package version 2.3.3.  
**URL:** <https://CRAN.R-project.org/package=ANN2>
- LeDell, E., Gill, N., Aiello, S., Fu, A., Candel, A., Click, C., Kraljevic, T., Nykodym, T., Aboyou, P., Kurka, M. & Malohlava, M. (2020), *h2o: R Interface for the 'H2O' Scalable Machine Learning Platform*. R package version 3.30.0.1.  
**URL:** <https://CRAN.R-project.org/package=h2o>
- Limas, M. C., Mere, J. B. O., Marcos, A. G., de Pison Ascacibar, F. J. M., Espinoza, A. V. P., Elias, F. A. & Ramos, J. M. P. (2020), *AMORE: Artificial Neural Network Training and Simulating*. R package version 0.2-16.  
**URL:** <https://CRAN.R-project.org/package=AMORE>
- Mahani, A. S. & Sharabiani, M. T. (2016), *EnsembleBase: Extensible Package for Parallel, Batch Training of Base Learners for Ensemble Modeling*. R package version 1.0.2.  
**URL:** <https://CRAN.R-project.org/package=EnsembleBase>
- Mahdi, S., Verma, A., Dutang, C., Kiener, P. & Nash, J. (2021), Supplementary materials for the paper 'a review of R neural network packages (with NNbenchmark): Accuracy and ease of use', Technical report, Zenodo.  
**URL:** <https://doi.org/10.5281/zenodo.5515799>
- Mouselimis, L. & Gosso, A. (2020), *elmNNRcpp: The Extreme Learning Machine Algorithm*. R package version 1.0.2.  
**URL:** <https://CRAN.R-project.org/package=elmNNRcpp>
- Nash, J. C. (1977), 'Minimizing a nonlinear sum of squares function on a small computer', *Journal of the Institute for Mathematics and its Applications* **19**, 231–237. JNfile: 77IMA J Appl Math-1977-NASH-231-7.pdf.  
**URL:** <https://doi.org/10.1093/imamat/19.2.231>
- Nash, J. C. (2014), *Nonlinear Parameter Optimization Using R Tools*, John Wiley & Sons: Chichester. Companion website (see <http://www.wiley.com/legacy/wileychi/nash/>).
- Nash, J. C. & Murdoch, D. (2019), *nlsr: Functions for Nonlinear Least Squares Solutions*. R package version 2019.9.7.  
**URL:** <https://CRAN.R-project.org/package=nlsr>
- Nash, J. C. & Varadhan, R. (2020), *optimx: Expanded Replacement and Extension of the 'optim' Function*. R package version 2020-4.2.  
**URL:** <https://CRAN.R-project.org/package=optimx>
- Nijs, V. (2020), *radiant.model: Model Menu for Radiant: Business Analytics using R and Shiny*. R package version 1.3.10.  
**URL:** <https://CRAN.R-project.org/package=radiant.model>
- Nocedal, J. & Wright, S. J. (2006), *Numerical Optimization*, Springer Science+Business Media.
- Petrozziello, A. (2015), *ELMR: Extreme Machine Learning (ELM)*. R package version 1.0.  
**URL:** <https://CRAN.R-project.org/package=ELMR>
- Prechelt, L. P. et al. (1994), '—a set of neural network benchmark problems and benchmarking rules'.

- Ripley, B. (2020), *nnet: Feed-Forward Neural Networks and Multinomial Log-Linear Models*. R package version 7.3-14.  
**URL:** <https://CRAN.R-project.org/package=nnet>
- Ripley, B. D. (2007), *Pattern recognition and neural networks*, Cambridge university press.
- Rodriguez, P. P. & Gianola, D. (2020), *brnn: Bayesian Regularization for Feed-Forward Neural Networks*. R package version 0.8.  
**URL:** <https://CRAN.R-project.org/package=brnn>
- Rodriguez R., O. (2019), *traineR: Predictive Models Homologator*. R package version 1.0.0.  
**URL:** <https://CRAN.R-project.org/package=traineR>
- Rong, X. (2014), *deepnet: deep learning toolkit in R*. R package version 0.2.  
**URL:** <https://CRAN.R-project.org/package=deepnet>
- Rust, B. (1996a), Nonlinear least square regression: Gauss1 dataset, Technical report, NIST.  
**URL:** <https://www.itl.nist.gov/div898/strd/nls/data/LINKS/DATA/Gauss1.dat>
- Rust, B. (1996b), Nonlinear least square regression: Gauss2 dataset, Technical report, NIST.  
**URL:** <https://www.itl.nist.gov/div898/strd/nls/data/LINKS/DATA/Gauss2.dat>
- Rust, B. (1996c), Nonlinear least square regression: Gauss3 dataset, Technical report, NIST.  
**URL:** <https://www.itl.nist.gov/div898/strd/nls/data/LINKS/DATA/Gauss3.dat>
- Smith, B. J. (2020), *MachineShop: Machine Learning Models and Tools*. R package version 2.5.0.  
**URL:** <https://CRAN.R-project.org/package=MachineShop>
- Tan, H. H. & Lim, K. H. (2019), Review of second-order optimization techniques in artificial neural networks backpropagation, in ‘IOP Conference Series: Materials Science and Engineering’, Vol. 495, IOP Publishing, p. 012003.  
**URL:** <https://doi.org/10.1088/1757-899X/495/1/012003>
- Tao, J., Du, Z., Guo, Q., Lan, H., Zhang, L., Zhou, S., Xu, L., Liu, C., Liu, H., Tang, S. et al. (2018), ‘Benchip: Benchmarking intelligence processors’, *Journal of Computer Science and Technology* **33**.
- Wang, Q., Jin, G., Zhao, X., Feng, Y. & Huang, J. (2020), ‘Csan: A neural network benchmark model for crime forecasting in spatio-temporal scale’, *Knowledge-Based Systems* **189**, 105120.  
**URL:** <https://www.sciencedirect.com/science/article/pii/S0950705119304873>
- Wang, Y., Lin, P., Chen, Z., Bao, Z. & Rosa, G. J. M. (2017), *snnR: Sparse Neural Networks for Genomic Selection in Animal Breeding*. R package version 1.0.  
**URL:** <https://CRAN.R-project.org/package=snnR>
- Willmott, C. J. & Matsuura, K. (2005), ‘Advantages of the mean absolute error (mae) over the root mean square error (rmse) in assessing average model performance’, *Climate research* **30**(1), 79–82.  
**URL:** <https://doi.org/10.3354/cr030079>
- Witczak, M., Korbicz, J., Mrugalski, M. & Patton, R. J. (2006), ‘A gmdh neural network-based approach to robust fault diagnosis: Application to the damadics benchmark problem’, *Control Engineering Practice* **14**(6), 671–683.
- Wood, S. N. (2011), ‘Fast stable restricted maximum likelihood and marginal likelihood estimation of semiparametric generalized linear models’, *Journal of the Royal Statistical Society: Series B (Statistical Methodology)* **73**(1), 3–36.  
**URL:** <https://doi.org/10.1111/j.1467-9868.2010.00749.x>
- Xie, X., Hu, X., Gu, P., Li, S., Ji, Y. & Xie, Y. (2020), ‘Nnbench-x: A benchmarking methodology for neural network accelerator designs’, *ACM Transactions on Architecture and Code Optimization (TACO)* **17**(4), 1–25.

Table 5: All convergence scores per package:algorithm sorted by minimum RMSE

Package	Algorithm	Input parameter			RMSE score			Other score	
		Input format	Maxit	Learn. rate	min	median	D51	MAE	WAE
<b>nlsr</b>	41. NashLM	full fmla & data	200		1	3	16	3	6
<b>rminer</b>	45. nnet_optim(BFGS)	fmla & data	200		2	1	6	1	1
<b>nnet</b>	42. optim (BFGS)	x & y	200		3	2	17	2	3
<b>validann</b>	56. optim(BFGS)	x & y	200		4	4	10	4	5
	57. optim(CG)	x & y	1000		8	6	10	5	4
	58. optim(L-BFGS-B)	x & y	200		15	13	30	14	13
	59. optim(Nelder-Mead)	x & y	10000		45	44	45	46	42
	60. optim(SANN)	x & y	1000		55	53	51	56	55
<b>MachineShop</b>	32. nnet_optim(BFGS)	fmla & data	200		5	9	22	9	7
<b>traineR</b>	55. nnet_optim(BFGS)	fmla & data	200		6	5	15	6	2
<b>radiant.model</b>	44. nnet_optim(BFGS)	y & data	200		7	8	32	12	10
<b>monmlp</b>	34. optimx(BFGS)	x & y	200		9	10	18	9	11
	35. optimx(Nelder-Mead)	x & y	10000		47	47	45	44	47
<b>CaDENCE</b>	12. optim(BFGS)	x & y	200		10	28	48	21	40
	14. Rprop	x & y	1000	0.01	51	54	60	52	58
	13. pso_psoptim	x & y	1000		54	56	56	54	56
<b>h2o</b>	24. first-order	y & data	10000	0.01	11	7	7	8	8
<b>EnsembleBase</b>	23. nnet_optim(BFGS)	x & y	200		12	15	34	15	15
<b>caret</b>	15. avNNet_nnet_optim(BFGS)	x & y	200		13	10	21	11	9
<b>brnn</b>	11. Gauss-Newton	x & y	200		14	12	9	13	12
<b>qrnn</b>	43. nlm()	x & y	200		16	14	25	7	36
<b>RSNNS</b>	51. Rprop	x & y	1000		17	23	52	25	28
	52. SCG	x & y	1000		18	17	26	18	19
	53. Std_Backpropagation	x & y	1000	0.1	27	32	31	31	36
	47. BackpropChunk	x & y	1000		29	34	41	32	34
	48. BackpropMomentum	x & y	1000		30	35	39	35	30
	49. BackpropWeightDecay	x & y	1000		31	30	43	33	31
	46. BackpropBatch	x & y	10000	0.1	49	48	27	50	48
	50. Quickprop	x & y	10000		57	58	36	58	57
<b>automl</b>	8. trainwgrad_adam	x & y	1000	0.01	18	20	35	16	20
	9. trainwgrad_RMSprop	x & y	1000	0.01	26	31	50	29	39
	10. trainwps0	x & y	1000		43	41	49	41	38
<b>deepnet</b>	20. BP	x & y	1000	0.8	18	18	38	24	17
<b>neuralnet</b>	38. rprop+	fmla & data	100000		21	23	40	23	24
	37. rprop-	fmla & data	100000		22	21	42	21	18
	40. slr	fmla & data	100000		31	39	37	39	46
	39. sag	fmla & data	100000		38	49	59	47	52
	36. backprop	fmla & data	100000	0.001	50	51	10	49	45
<b>keras</b>	28. adamax	x & y	10000	0.1	23	18	20	20	16
	27. adam	x & y	10000	0.1	34	28	44	30	25
	29. nadam	x & y	10000	0.1	36	39	58	40	41
	26. adagrad	x & y	10000	0.1	37	43	53	42	35
	25. adadelata	x & y	10000	0.1	40	35	19	34	33
	31. sgd	x & y	10000	0.1	44	45	47	45	43
	30. rmsprop	x & y	10000	0.1	52	55	57	55	54
<b>AMORE</b>	2. ADAPTgdwm	x & y	1000	0.01	24	22	29	16	26
	1. ADAPTgd	x & y	1000	0.01	35	25	8	26	21
	4. BATCHgdwm	x & y	10000	0.1	39	33	14	37	27
	3. BATCHgd	x & y	10000	0.1	41	38	24	42	31
<b>minpack.lm</b>	33. Levenberg-Marquardt	full fmla & data	200		24	16	5	19	14
<b>ANN2</b>	6. rmsprop	x & y	1000	0.01	28	25	33	27	23
	5. adam	x & y	1000	0.01	33	27	27	28	21
	7. sgd	x & y	1000	0.01	42	37	22	36	29
<b>deepdive</b>	16. adam	x & y	10000	0.4	46	42	1	38	44
	19. rmsProp	x & y	1000	0.8	53	46	4	48	50
	18. momentum	x & y	1000	0.8	56	52	3	53	51
	17. gradientDescent	x & y	10000	0.8	58	57	2	57	53
<b>snnR</b>	54. SemiSmoothNewton	x & y	200		48	49	13	50	48
<b>elmNNRcpp</b>	21. ELM	x & y			59	59	55	59	59
<b>ELMR</b>	22. ELM	fmla & data			60	60	53	60	60