



HAL
open science

Superradiant active optical atomic clocks: motivations and current challenges

Martina Matusko, Marion Delehay

► **To cite this version:**

Martina Matusko, Marion Delehay. Superradiant active optical atomic clocks: motivations and current challenges. Journal of Physics: Conference Series, In press. hal-04727466

HAL Id: hal-04727466

<https://hal.science/hal-04727466v1>

Submitted on 4 Nov 2024

HAL is a multi-disciplinary open access archive for the deposit and dissemination of scientific research documents, whether they are published or not. The documents may come from teaching and research institutions in France or abroad, or from public or private research centers.

L'archive ouverte pluridisciplinaire **HAL**, est destinée au dépôt et à la diffusion de documents scientifiques de niveau recherche, publiés ou non, émanant des établissements d'enseignement et de recherche français ou étrangers, des laboratoires publics ou privés.

Superradiant active optical atomic clocks: motivations and current challenges

Martina Matusko and Marion Delehayé

Université de Bourgogne Franche-Comté, SUPMICROTECH, CNRS, Institut FEMTO-ST,
F-25000 Besançon, France

E-mail: marion.delehayé@femto-st.fr

Abstract.

Current state-of-the-art frequency standards are passive optical atomic clocks where the frequency of an optical resonator is stabilized to a narrow atomic transition. Passive clocks have achieved unprecedented stabilities of 6.6×10^{-19} over one hour of averaging time [1]. However, they face intrinsic limitations, particularly due to thermal and mechanical fluctuations of the local oscillator. To surpass the limitations of the passive clocks and go beyond the state-of-the-art, the idea of building active optical atomic clocks emerges. These clocks would be optical counterparts of hydrogen masers, with the emitted frequency defined by the atomic transition and therefore inherently stable against cavity instabilities. This paper discusses the latest developments and future prospects in the field of active optical atomic clocks.

1. Introduction

Optical atomic clocks, with their remarkable stability [1, 2] and accuracy at the 10^{-18} level [3, 2, 4], have initiated a new era in precision measurement. This exceptional level of precision paves the way for a wide array of diverse applications, ranging from probing variations in fundamental constants [5, 6, 7, 8] to the redefinition of the second [9, 10, 11, 12, 13] or advancing the field of the relativistic geodesy [14, 15, 16, 17, 18, 19, 20], where optical atomic clocks can serve as extremely accurate altimeters. The capabilities of these advanced timekeeping devices represent a significant leap forward, offering novel opportunities and insights across various scientific domains. Yet, surpassing the current state-of-the-art clocks in stability and accuracy would open even more advanced possibilities, especially in seismic mitigation studies, deep-space navigation applications and fundamental sciences.

The development of optical atomic clocks with fractional frequency stabilities below 10^{-18} achieved within an hour is for instance crucial for measuring height differences below 1 cm accuracy. This precision surpasses that of GNSS monitoring, which offers a best-case height uncertainty of typically a few cm due to atmospheric delays [21], with longer integration time. The ongoing improvements in optical clocks are expected to significantly enhance seismic and volcanic hazard mitigation studies [20]. Essential for realizing the full potential of this technology are stable and accurate on-field systems or strong fiber links between optical atomic clocks.

The improved precision of atomic clocks not only enhances terrestrial measurements but also opens up advanced possibilities in space-based navigation. The Deep Space Atomic Clock (DSAC), a mercury-based ion clock, with its demonstrated stability of 2×10^{-15} in one day of averaging time was operated between 2019 and 2021. Even though it is a microwave clock, it

already offered unprecedented accuracy in one-way radiometric tracking, improving the efficiency of spacecraft operations in deep space missions [22], showing potential future improvements of space studies that would be enabled by more performant space clocks [23].

Current bounds on fundamental constants have been established by today’s best optical clocks and do not show yet any clear variation. A network comprising various types of clocks, including highly-charged ion clocks, molecular, and nuclear clocks, offers a promising strategy for measuring variations in the fine structure constant (α) and the electron-to-proton mass ratio (μ) with unparalleled sensitivity [24]. The association of these diverse clocks, each sensitive to variations in different ways, is expected to significantly boost the ability to detect subtle changes in these fundamental constants.

Furthermore, atomic clocks are sensitive to ultralight scalar bosonic dark matter, which could cause oscillations in the fundamental constants, detectable through variations in clock transition frequencies [8]. This sensitivity extends across a broad range of dark matter masses and interaction strengths. Networks of clocks could potentially detect transient changes in fundamental constants induced by dark matter objects with large spatial extents, such as stable topological defects [25, 26, 27].

Additionally, an array of optical atomic clocks could serve as an innovative technique for gravitational wave detection [28, 29]. This method, contrasting with the distance variation measurements of interferometric techniques used in projects like Advanced-LIGO and eLisa, concentrates on tracking timing variations to detect the differential time dilation experienced by clocks located at different phases of a passing gravitational wave. This approach could lead to the detection of gravitational waves at various frequencies, broadening the range of perceptible astrophysical phenomena.

Current best optical clocks are based on a passive clock scheme, in which the frequency of an external local oscillator is stabilized to a narrow atomic transition. The schematic of the passive clock is depicted in Fig. 1. For classical atomic ensembles, the stability of these clocks is limited by the quantum projection noise of the measurement, given by the formula:

$$\sigma_y(\tau) = \frac{1}{SNR} \frac{\Delta\nu}{\nu_0} \sqrt{\frac{T}{N\tau}}, \quad (1)$$

where SNR is the signal-to-noise ratio, $\Delta\nu$ is the linewidth of the transition, ν_0 the transition frequency, T the interrogation time, N the number of atoms and τ the integration time. However, this ultimate stability is not fully realized even in cutting-edge optical atomic clocks, primarily due to residual instabilities from the local oscillator. Here, we will provide an overview of passive optical atomic clocks and their limitations. Following this, we will focus on the new concept of active optical atomic clocks where light emitted directly on a narrow atomic transition is harnessed as a stable frequency reference.

2. Passive optical atomic clocks

Current passive optical atomic clocks are realized by the frequency stabilization of an external optical local oscillator to an atomic transition. The operational cycle of a passive optical atomic clock [30] involves an initial process of laser cooling and preparation of the atomic state, followed by the interrogation stage, and finally destructive state read-out atom imaging, and signal processing. In the state preparation stage, atoms are typically loaded into a single-ion trap [31, 32, 33] or an optical dipole trap that follows a magneto-optical trap [34, 35, 36, 30]. To ensure frequency stability of the laser between two interrogations of the clock transition, the interrogating laser is frequency-stabilized onto a resonant mode of an ultra-stable Fabry-Perot cavity. This narrows the linewidth of the probing laser and enhances the mid-term stability by maintaining the laser close to resonance between two interrogations.

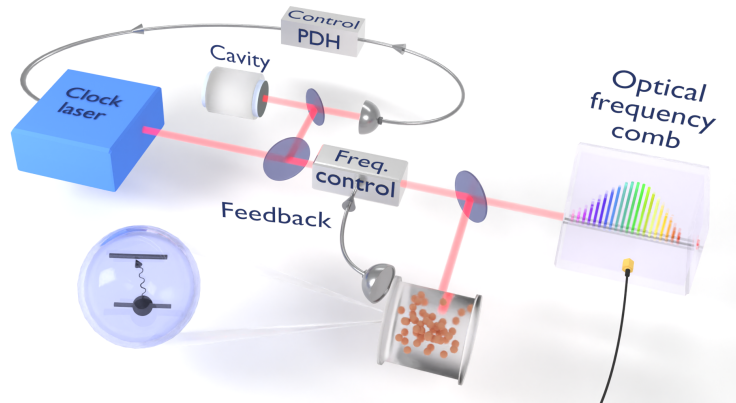


Figure 1. Scheme of a passive optical atomic clock. A clock laser, prestabilized on an ultra-stable Fabry-Perot cavity, is sent to an atomic reference, either a single ion or neutral atoms trapped in an optical lattice.

The clock frequency can be influenced by various effects stemming from the atomic environment or operational conditions. Such influences include laser-induced electric fields [37], blackbody radiation [38, 39], magnetic fields [40, 33, 41], Doppler effect [42, 43, 44, 45, 46] and other systematic shifts [34, 47, 48, 49, 50]. A comprehensive discussion of these systematic effects can be found in [30, 36]. Significant efforts have been dedicated to minimizing these shifts, resulting in the enhanced accuracy of atomic clocks that is now at the low 10^{-18} level [3, 51, 39, 52, 53].

Despite the unparalleled precision measurements made possible by passive optical atomic clocks, intrinsic limitations persist, both in terms of stability and accuracy. Even better accuracies could be obtained in principle by using highly charged ions or a nuclear transition in thorium, but limitations of the fractional frequency stabilities will be detailed in the next paragraph.

Fractional frequency stability limitations of a passive optical atomic clock

In passive clock schemes, the laser is stabilized to the atomic transition, with the laser frequency adjusted to the atomic resonance transition through a feedback loop. The destructive nature of state read-out imaging necessitates thorough preparation of the subsequent atomic ensemble at each new measurement cycle. Given the inherently complex nature of atom preparation and the necessity for repeated cycles, only a fraction (typically 20–50%) of the clock cycle allows for the actual probing of atoms.

Intermittent interrogation of the atoms during each measurement cycle leads to the Dick effect [54, 55, 56] - an aliasing of the local oscillator high-frequency noise into the low-frequency noise within the atomic resonator bandwidth, limiting the stability of the atomic clock. Efforts to mitigate the Dick effect involve increasing the duty cycle, facilitating non-destructive measurements [57], and employing more stable lasers.

One approach for minimizing the instability imposed by the Dick effect involves increasing the measurement duty cycle. A zero-dead-time optical clock based on the interleaved interrogation of two cold-atom ensembles demonstrated minimal Dick noise, achieving an exceptional fractional frequency instability assessed at $6 \times 10^{-17}/\sqrt{\tau}$ where τ is the integration time in seconds [58]. Similarly, the Dick effect can be reduced when two distinct clocks operating on the same transition are compared [59].

Enhancing the quality of optical cavities can lead to improved laser frequency noise and thus reduce the Dick effect. Presently, the most advanced optical resonators exhibit fractional frequency instabilities as low as 4×10^{-17} [60]. However, these resonators face limitations imposed by thermal Brownian noise originating from their components, particularly mirror coatings [61]. Their enhanced performance can be credited to several techniques developed to reduce thermal effects in optical cavities. One strategy for mitigating the thermal effects in the optical cavities involves the use of a long resonator operating at room temperature, simplifying the system and its operation. The achieved stability closely approached the thermal noise limit, highlighting the potential of long resonators at ambient temperatures for high precision in frequency stability [62]. Moreover, significant attention is directed towards optical coating technology to tackle Brownian noise in cavity mirrors. A notable accomplishment is a tenfold reduction in Brownian noise achieved through high-reflectivity coatings formed by directly bonding monocrystalline multilayers [63]. Another noteworthy strategy involves operating optical cavities at cryogenic temperatures to mitigate thermal noise-induced fluctuations in the cavity's optical length [64, 65, 66].

The challenges associated with the Dick effect are therefore reaching the technological limits of feasible improvements in cavity design. Hence, there is a need for new approaches. One proposed method to enhance the properties of the optical local oscillator involves employing ‘‘Spectral Hole Burning’’ spectroscopy [67, 68]. In this method, narrow spectral holes are imprinted into a cryogenically cooled non-linear crystal. These features are then employed for laser-frequency stabilization, where the laser frequency is actively tuned to maximize transmission through the crystal. The proposal of employing Ramsey-Bordé matter-wave interferometry within a passive-like clock scheme has emerged as another strong candidate for advancing laser stabilization [69]. This approach has demonstrated fractional frequency instability below 2×10^{-16} for short integration times. Utilizing thermal atomic beams, this method significantly outperforms the stability of other thermal atomic systems and requires minimal thermal shielding and vibration isolation, potentially surpassing the Fabry-Perot cavity in terms of insensitivity to thermal and mechanical disturbances. Demonstrated instability results, combined with advantages in low vibration sensitivity and compact design, position Ramsey-Borde optical-frequency stabilization as a highly promising approach for diverse applications. However, due to the pulsed operational nature, the standard limitations due to the Dick effect persist.

Proofs of principle for vapor-cell based optical frequency references have also been demonstrated, using either a two-photon transition in ^{87}Rb [70, 71] or dual-frequency sub-Doppler spectroscopy in ^{133}Cs [72]. These experiments continuously interrogate the atoms and do not require an optical Fabry-Perot cavity, they are therefore not sensitive to the Dick effect. However the achieved stability has been so far limited to the 10^{-13} range at one second integration time.

In the rest of this article, we will focus on a proposal for an active optical atomic clock that appears promising in overcoming these Dick effect-related limitations.

3. Active optical atomic clocks

3.1. Generalities

The idea of active optical clocks stems from superradiance, a quantum phenomenon initially described by Dicke in 1954 [73]. When a large number N of indistinguishable emitters are coupled to a single electromagnetic field, the constructive interference of possible decay paths between the fully excited state to the global ground state leads to an enhanced, collective emission called superradiance. Its intensity scales with N^2 , while its duration is reduced by a factor N with respect to uncoupled spontaneous emission [74]. Superradiance has been observed in various experimental media, such as quantum dots [75, 76], light-harvesting complexes [77], or astrophysical phenomena [78, 79, 80]. In the case of emission in the radiofrequency, microwave,




Figure 2. Scheme of an active optical atomic clock. Atoms (black) are trapped by an optical lattice at the magic wavelength (red) and coupled to the optical mode of an ultra-stable Fabry-Perot cavity (yellow).

or far-infrared domain, coupling the emitters to a common field can be achieved by placing the emitters at a distance smaller than the emission wavelength λ_0 [81, 82]. Regarding superradiant emission in the optical domain using atomic emitters, a dense sample with many atoms in a volume smaller than λ_0^3 would undergo decoherence preventing superradiant emission, so instead atoms are coupled to a single mode of an optical cavity [83], as it is depicted in Fig. 2.

In this case, the key figures are the cavity linewidth κ , the spontaneous emission rate γ and the single-atom Rabi frequency $2g$. The build-up of quantum correlations that lead to a superradiance pulse is only possible when the collective vacuum Rabi frequency $\Omega = 2g\sqrt{N}$ is much larger than κ and $\gamma_{\perp} = \gamma/2 + 1/T_2$, where T_2 is the typical timescale of the other decoherence mechanisms in the system. Optical superradiance is usually realized in a regime where $\gamma \ll g$, so that photons are preferably emitted in the cavity mode, and where $g \ll \kappa$ so that the probability of emitted photons escaping the cavity exceeds the probability of their re-absorption by atoms. The system is then in the so-called “bad-cavity regime” illustrated in Fig. 3 and the coherence is stored in the atomic media rather than in the light field as is the case for usual, “good-cavity” lasers.

The concept of superradiant lasers stems from the process of replenishing atoms that have transitioned back to the ground state, maintaining population inversion [83]. In these systems, the renewing rate is of paramount importance, as a too-small rate cannot maintain a population inversion, while an excessively high rate induces too much decoherence and can destroy the collective dipole of the system. Their very high potential as optical frequency references [84, 85] has paved the way for the development of active optical atomic clocks, that can be seen as an optical counterpart to the masers. Especially, it has been predicted that the N^2 scaling of the output power could lead to values in the picowatt range on a millihertz linewidth transition. The superradiant emission linewidth could be as low as $C\gamma$, where C is the cooperativity factor

$$C = \frac{(2g)^2}{\kappa\gamma}, \quad (2)$$

laying the foundations for oscillators with linewidths of a few mHz and fractional frequency instabilities in the 10^{-18} range at one second. Operation in the bad-cavity regime ensures that superradiant photons are minimally impacted by the intrinsic frequency instability of the cavity. The change of the superradiant laser output frequency due to a cavity frequency change is

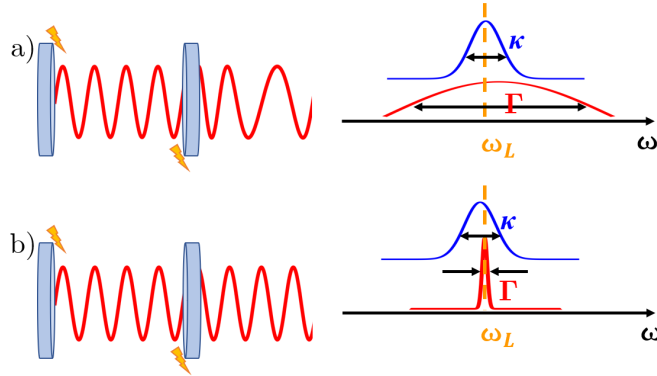


Figure 3. a) In the good-cavity regime, the laser output phase is dictated by the cavity, with fluctuations (symbolized by a lightning flash) on cavity mirrors notably affecting laser light properties. b) In the bad-cavity regime, atoms retain the phase information, substantially reducing the impact of cavity perturbations.

characterized by the cavity pulling coefficient

$$P = df/df_{\text{cav}} = 2\gamma_{\perp}/(2\gamma_{\perp} + \kappa) \approx 2\gamma_{\perp}/\kappa \quad (3)$$

that can be in the 10^{-5} range.

Two main strategies are currently investigated to create a superradiant active optical clock: optical lattice superradiant lasers [85], and atomic beam superradiant lasers [84]. These methods are primarily differentiated by their distinct mechanisms to maintain inversion population.

3.2. Optical lattice superradiant lasers

Superradiant lasers based on atoms trapped in optical lattices stand out as a promising concept for ultra-stable oscillators.

Within this framework, atoms would be confined in an optical lattice operating at a so-called magic wavelength and operate in the Lamb-Dicke regime [86]. In this configuration, trapped atoms are continuously pumped to maintain population inversion, essential for sustained lasing. After the seminal paper for optical lattice superradiant lasers in 2009 [85], the first proof of principle for optical lattice superradiant lasers was obtained at JILA [87] using Raman dressed states of ^{87}Rb repumped to reach a steady-state. The N^2 scaling of the output power was demonstrated, and the conditions for the stable lasing operation in their effective 3-level system were explored in [88]. A scheme for a four-level active optical clock based on ^{87}Rb has also been proposed [89].

Superradiant emission directly on a relatively narrow optical transition was demonstrated on the 8 kHz-wide $^1\text{S}_0 \leftrightarrow ^3\text{P}_1$ transition of ^{88}Sr at JILA [90] and at UCPH [91], and on the 375 Hz-wide $^1\text{S}_0 \leftrightarrow ^3\text{P}_1$ transition of ^{40}Ca in Hamburg [92]. While atoms are trapped in a 1D optical lattice at JILA and Hamburg, at UCPH they are prepared in a Magneto-Optical Trap (MOT) inside a Fabry-Perot cavity and then released in free-fall to produce superradiance in the cavity. The JILA and the UCPH groups managed to reach a steady state regime for a few milliseconds by repumping the atoms. At JILA, the emission ceases after the emission of about 35 photons per atom because of repump-induced heating, while at UCPH it is limited by the free-fall of the atoms that leave the cavity volume after the emission of approximately one photon per atom. Linewidths measurements were performed by UCPH group showing a subnatural linewidth of 820 Hz, Fourier-limited by the emission duration [91].

The JILA group also demonstrated pulsed superradiant emission on the $^1S_0 \leftrightarrow ^3P_0$ clock transition of ^{87}Sr [93]. A heterodyne beatnote between superradiant pulses and a stable laser was used to extract the average frequency of each pulse and perform frequency stability measurements of the succession of pulses. A fractional frequency of $6 \times 10^{-16} \tau^{-1/2}$ (for τ larger than the cycle time of 1.1 s) has been reported [94], assessing a promising long-term frequency stability. The system however faces two challenges due to the intermittent emission: firstly, there is no phase continuity between the pulses; secondly, the short-term stability over the pulse duration has not been evaluated.

One of the main current challenges for superradiant optical clocks is therefore the realization of a true continuous operation. A prevalent solution is to use an incoherent pump [83, 85, 95], efficiently repumping atoms from the ground to the excited state during superradiant emission. This approach ensures sustained population inversion without introducing coherence between the pump and lasing mode, therefore avoiding amplified phase diffusion and intensity fluctuations. Relaxation oscillations and stable behavior of the effective 3-level superradiant laser based on dressed states of ^{87}Rb has been investigated in [88]. It has been shown that the repumping rate could be tuned to control relaxation oscillations. UCPH also investigated the conditions for stable lasing in their system. They observed strong oscillations of the output power, consistent with an excessive gain, when using an effective 3-level system, and could reach a promising stable emission regime with an effective 4-level scheme. However, the lifetime of atoms inside the cavity is anyway limited, and intense experimental efforts are currently dedicated to the issue of guiding new cold atoms to the cavity in order to compensate for atom lost during superradiant emission.

In light of these challenges, several proposals tackle directly the two issues of collective dipole continuation and atomic lifetime by investigating the feasibility of atomic beam superradiant lasers and their expected properties.

3.3. Atomic beam superradiant lasers

In atomic beam superradiant lasers, a continuous stream of atoms, pre-excited to the upper lasing state, traverses the cavity where they produce superradiance [84]. In these systems, atoms are untrapped and experience minimal light shifts, but other challenges arise. In particular, the finite transit time τ_{tr} of atoms through the cavity affects the boundaries of the continuous superradiant lasing regime [96, 97]. The relevant regime for metrological applications is obtained when $\tau_{\text{tr}} \gg \kappa/(Ng^2)$, the typical timescale necessary for the formation of the collective dipole. In this case, the output linewidth is given by $C\gamma$. The inhomogeneous broadening related to a first-order Doppler shift resulting from the atomic motion along the cavity axis leads to additional linewidth broadening.

A realistic scheme has been proposed in [98], showing that linewidths in the mHz regime were possible with a simple and robust scheme using thermal atoms. One of the main challenges of these systems is the relatively high flux of atoms that is necessary to initiate and sustain superradiance, but remarkable continuous guidance of ^{88}Sr with a high phase-space density and sub- μK radial temperature has been demonstrated recently [99, 100] and could lead to precursors of cold superradiant beam lasers.

3.4. Hybrid superradiant laser scheme

An alternative approach suggests the combination of the optical lattice laser and the atomic beam laser, dynamically transferring trapped atomic ensembles into and out of the cavity [101]. As previously mentioned, the significance of adequate transit time through the cavity persists. A more specific proposal involves introducing atoms already in the upper lasing state into the cavity while atoms from the previous ensemble are still emitting [102]. Sequentially introduced into the cavity, the inverted atomic ensembles stimulate the atoms of each subsequent ensemble

to emit photons into the cavity mode primarily through stimulated emission, thereby sustaining optical phase coherence.

Extensive theoretical and experimental investigations have concentrated on pulsed and quasi-continuous superradiant emission. Nevertheless, achieving continuous lasing remains a fundamental objective with broad applications. Merging the advantages of the superradiant optical lattice laser and the superradiant atomic beam laser, the combined hybrid lasing scheme offers the potential to overcome the limitations associated with pulsed superradiant lasing, potentially paving the way for truly continuous operation.

3.5. Limitations of active optical atomic clocks

The performance of superradiant lasers may be constrained by the difficulty of maintaining uniform coupling of atoms to a common field and efficiently pumping the atoms without perturbing the system. Additionally, dipole-dipole interactions between the atoms can lead to decoherence in the collective dipole and generate phase noise, ultimately limiting the laser's frequency stability.

A particular study concentrates on dipole-dipole interactions between atoms within the cavity, identifying them as a major noise source in low-density lattices [103]. Utilizing an idealized pumping method to reduce decoherence, while disregarding light shifts from pump lasers, they found that optimal laser linewidth is achieved at moderate pump strengths and is robust against cavity fluctuations even when these significantly exceed the laser linewidth. However, superradiant decay of a highly dense atomic assembly notably broadens the laser linewidth and increases its sensitivity to cavity fluctuations.

Another recent study investigated the variation of laser linewidth on different laser parameters in both homogeneous and inhomogeneous systems [104]. This study demonstrated that the linewidth of a superradiant laser is robust to the incoherent repumping rate, but for systems with inhomogeneous atomic dephasing, both the minimum achievable linewidth of the laser and the number of intracavity photons are affected by the atoms dephasing rate.

The same study focused on an inhomogeneous system of an atomic ensemble interacting with a single cavity mode to examine the attainable frequency stability of an active optical atomic clock. It has been demonstrated that the ultimate stability of an incoherently pumped active optical atomic clock can achieve a level of stability equivalent to the quantum projection noise (QPN)-limited stability of a passive optical atomic clock at the same atom number for both types of clocks. Instabilities of $\sigma_y(\tau) \approx 3.7 \times 10^{-18} / \sqrt{\tau}$ should be reachable, with the short-term stability constrained by the shot noise of the active clock. This demonstrates that the short-term stability of an active optical atomic clock can either match or even significantly surpass the stability of an ideal, zero dead-time, QPN-limited passive optical atomic clock with the same number of atoms as the considered active clock. On the other hand, the long-term stability of active optical atomic clocks will be constrained by the phase diffusion of the superradiant signal at the cavity output.

In addition to the constrained lifetime of atoms within the cavity, resulting in pulsed emission, and losses due to atom heating caused by continuous repumping, another challenge affecting the performance of the optical lattice superradiant laser is the interference from first-order Zeeman and vector light shifts [101]. In contrast to passive clocks, where the Zeeman effect induced by a bias magnetic field can be suppressed by averaging Zeeman transitions with opposite shifts, alternating from one interrogation cycle to the next, active clocks may operate on two Zeeman transitions simultaneously. However, this potential issue can be effectively mitigated by configuring the magnetic field in a manner that keeps the splitting between these two transitions significantly smaller than the cavity linewidth, allowing the system to remain within the bad-cavity regime. Furthermore, the splitting should be considerably larger than the pumping rate, ensuring that there is no reduction in the achievable stability, as discussed in [104]. On the other

hand, the loss of atoms caused by continuous repumping can be tackled by shelving atoms into a long-lived state.

Finally, unlike passive clocks, active clocks can sustain their accuracy even when the frequency of the cavity resonance marginally strays from the atomic transition. This characteristic makes active clocks potential candidates for applications outside controlled laboratory environments, where it is challenging to suppress environmental noise. This perspective would require a thorough examination of systematic effects.

4. Conclusion

In this paper we presented a comprehensive examination of the development and potential of superradiant active optical atomic clocks. These timekeepers represent a significant leap forward from the current passive optical atomic clocks. The core advantage of active clocks lies in their inherent robustness against cavity instabilities, as their emitted frequency is defined by atomic transitions rather than being reliant on external factors.

We have explored various strategies and advancements in the field, such as optical lattice superradiant lasers and atom beam lasers. These approaches have shown promising results in achieving continuous operation and overcoming the limitations of passive clocks. Notably, the ability of active clocks to remain stable even when the frequency of the cavity resonance deviates slightly from the atomic transition marks them as more adaptable to environments outside controlled laboratory settings. Furthermore, their superior stability makes them well-suited for advanced applications in space-based navigation and gravitational wave detection.

Despite the progress, several challenges remain. The difficulty of achieving continuous lasing or managing atom heating due to continuous repumping are among the primary concerns. However, the ongoing theoretical and experimental efforts in this domain indicate a promising future for these clocks. The potential of active optical atomic clocks to achieve fractional frequency instabilities in the 10^{-18} range at one second is particularly noteworthy.

In conclusion, the advancement of active optical atomic clocks holds immense promise for the fields of metrology, geodesy, and fundamental physics. Their development not only represents a technological breakthrough but also opens the door to new scientific discoveries and applications, ranging from probing fundamental constants to detecting subtle cosmic phenomena.

Acknowledgements

The authors would like to thank Clément Lacroûte, Emmanuel Klinger and Vincent Giordano for their fruitful comments and careful reading of the manuscript.

References

- [1] E. Oelker, R. B. Hutson, C. J. Kennedy, L. Sonderhouse, T. Bothwell, A. Goban, D. Kedar, C. Sanner, J. M. Robinson, G. E. Marti, D. G. Matei, T. Legero, M. Giunta, R. Holzwarth, F. Riehle, U. Sterr, and J. Ye. Demonstration of 4.8×10^{-17} stability at 1 s for two independent optical clocks. *Nature Photonics*, 13(10):714–719, July 2019.
- [2] W. F. McGrew, X. Zhang, R. J. Fasano, S. A. Schäffer, K. Beloy, D. Nicolodi, R. C. Brown, N. Hinkley, G. Milani, M. Schioppo, T. H. Yoon, and A. D. Ludlow. Atomic clock performance enabling geodesy below the centimetre level. *Nature*, 564(7734):87–90, November 2018.
- [3] T. L. Nicholson, S. L. Campbell, R. B. Hutson, G. E. Marti, B. J. Bloom, R. L. McNally, W. Zhang, M. D. Barrett, M. S. Safronova, G. F. Strouse, W. L. Tew, and J. Ye. Systematic evaluation of an atomic clock at 2×10^{-18} total uncertainty. *Nature Communications*, 6(1), April 2015.
- [4] S. M. Brewer, J. S. Chen, A. M. Hankin, E. R. Clements, C. W. Chou, D. J. Wineland, D. B. Hume, and D. R. Leibbrandt. $^{27}\text{Al}^+$ quantum-logic clock with a systematic uncertainty below 10^{-18} . *Phys. Rev. Lett.*, 123:033201, July 2019.
- [5] V. A. Dzuba and V. V. Flambaum. Atomic optical clocks and search for variation of the fine-structure constant. *Phys. Rev. A*, 61:034502, February 2000.

- [6] R. M. Godun, P. B. R. Nisbet-Jones, J. M. Jones, S. A. King, L. A. M. Johnson, H. S. Margolis, K. Szymaniec, S. N. Lea, K. Bongs, and P. Gill. Frequency ratio of two optical clock transitions in $^{171}\text{Yb}^+$ and constraints on the time variation of fundamental constants. *Phys. Rev. Lett.*, 113:210801, November 2014.
- [7] N. Huntemann, B. Lipphardt, C. Tamm, V. Gerginov, S. Weyers, and E. Peik. Improved limit on a temporal variation of m_p/m_e from comparisons of Yb^+ and Cs atomic clocks. *Phys. Rev. Lett.*, 113(21):210802, November 2014.
- [8] M. S. Safronova. The search for variation of fundamental constants with clocks. *Annalen der Physik*, 531(5), January 2019.
- [9] M. Gurov, J. J. McFerran, B. Nagórny, R. Tyumenev, Z. Xu, Y. Le Coq, R. Le Targat, P. Lemonde, J. Lodewyck, and S. Bize. Optical lattice clocks as candidates for a possible redefinition of the SI second. *IEEE Transactions on Instrumentation and Measurement*, 62(6):1568–1573, 2013.
- [10] F. Riehle. Towards a redefinition of the second based on optical atomic clocks. *Comptes Rendus Physique*, 16(5):506–515, 2015. The measurement of time / La mesure du temps.
- [11] F. Bregolin, G. Milani, M. Pizzocaro, B. Rauf, P. Thoumany, F. Levi, and D. Calonico. Optical lattice clocks towards the redefinition of the second. *Journal of Physics: Conference Series*, 841(1):012015, May 2017.
- [12] J. Lodewyck. On a definition of the SI second with a set of optical clock transitions. *Metrologia*, 56(5):055009, September 2019.
- [13] W. F. McGrew, X. Zhang, H. Leopardi, R. J. Fasano, D. Nicolodi, K. Beloy, J. Yao, J. A. Sherman, S. A. Schäffer, J. Savory, R. C. Brown, S. Römisch, C. W. Oates, T. E. Parker, T. M. Fortier, and A. D. Ludlow. Towards the optical second: verifying optical clocks at the SI limit. *Optica*, 6(4):448–454, Apr 2019.
- [14] C. W. Chou, D. B. Hume, T. Rosenband, and D. J. Wineland. Optical clocks and relativity. *Science*, 329(5999):1630–1633, 2010.
- [15] R. Bondarescu, A. Schärer, A. Lundgren, G. Hetényi, N. Houlié, P. Jetzer, and M. Bondarescu. Ground-based optical atomic clocks as a tool to monitor vertical surface motion. *Geophysical Journal International*, 202(3):1770–1774, July 2015.
- [16] J. Flury. Relativistic geodesy. *Journal of Physics: Conference Series*, 723(1):012051, June 2016.
- [17] G. Lion, I. Panet, P. Wolf, C. Guerlin, S. Bize, and P. Delva. Determination of a high spatial resolution geopotential model using atomic clock comparisons. *Journal of Geodesy*, 91(6):597–611, January 2017.
- [18] T. Mehlstäubler, G. Grosche, C. Lisdat, P. Schmidt, and H. Denker. Atomic clocks for geodesy. *Reports on Progress in Physics*, 81(6):064401, April 2018.
- [19] J. Grotti, S. Koller, S. Vogt, S. Häfner, U. Sterr, C. Lisdat, H. Denker, C. Voigt, L. Timmen, A. Rolland, F. N. Baynes, H. S. Margolis, M. Zampaolo, P. Thoumany, M. Pizzocaro, B. Rauf, F. Bregolin, A. Tampellini, P. Barbieri, M. Zucco, G. A. Costanzo, C. Clivati, F. Levi, and D. Calonico. Geodesy and metrology with a transportable optical clock. *Nature Physics*, 14(5):437–441, February 2018.
- [20] Y. Tanaka and H. Katori. Exploring potential applications of optical lattice clocks in a plate subduction zone. *Journal of Geodesy*, 95(8), July 2021.
- [21] Suelynn Choy, Sunil Bisnath, and Chris Rizos. Uncovering common misconceptions in GNSS Precise Point Positioning and its future prospect. *GPS Solutions*, 21:13–22, 2017.
- [22] T. A. Ely, E. A. Burt, J. D. Prestage, J. M. Seubert, and R. L. Tjoelker. Using the Deep Space Atomic Clock for navigation and science. *IEEE Transactions on Ultrasonics, Ferroelectrics, and Frequency Control*, 65(6):950–961, 2018.
- [23] Vladimir Schkolnik, Dmitry Budker, Oliver Fartmann, Victor Flambaum, Leo Hollberg, Tigran Kalaydzhyan, Shimon Kolkowitz, Markus Krutzik, Andrew Ludlow, Nathan Newbury, Christoph Pyrlík, Laura Sinclair, Yevgeny Stadnik, Ingmari Tietje, Jun Ye, and Jason Williams. Optical atomic clock aboard an earth-orbiting space station (oaccess): enhancing searches for physics beyond the standard model in space. *Quantum Science and Technology*, 8(1):014003, nov 2022.
- [24] G. Barontini, L. Blackburn, V. Boyer, F. Butuc-Mayer, X. Calmet, J. R. Crespo López-Urrutia, E. A. Curtis, B. Darquié, J. Dunningham, N. J. Fitch, E. M. Forgan, K. Georgiou, P. Gill, R. M. Godun, J. Goldwin, V. Guarrera, A. C. Harwood, I. R. Hill, R. J. Hendricks, M. Jeong, M. Y. H. Johnson, M. Keller, L. P. Kozhiparambil Sajith, F. Kuipers, H. S. Margolis, C. Mayo, P. Newman, A. O. Parsons, L. Prokhorov, B. I. Robertson, J. Rodewald, M. S. Safronova, B. E. Sauer, M. Schioppo, N. Sherrill, Y. V. Stadnik, K. Szymaniec, M. R. Tarbutt, R. C. Thompson, A. Tofful, J. Tunesi, A. Vecchio, Y. Wang, and S. Worm. Measuring the stability of fundamental constants with a network of clocks. *EPJ Quantum Technology*, 9(1), May 2022.
- [25] A. Derevianko. Atomic clocks and dark-matter signatures. *Journal of Physics: Conference Series*, 723:012043, June 2016.

- [26] P. Weislo, P. Morzyński, M. Bober, A. Cygan, D. Lisak, R. Ciuryło, and M. Zawada. Experimental constraint on dark matter detection with optical atomic clocks. *Nature Astronomy*, 1(1), December 2016.
- [27] B. M. Roberts, P. Delva, A. Al-Masoudi, A. Amy-Klein, C. Bærentsen, C. F. A. Baynham, E. Benkler, S. Bilicki, S. Bize, W. Bowden, J. Calvert, V. Cambier, E. Cantin, E. A. Curtis, S. Dörscher, M. Favier, F. Frank, P. Gill, R. M. Godun, G. Grosche, C. Guo, A. Hees, I. R. Hill, R. Hobson, N. Huntemann, J. Kronjäger, S. Koke, A. Kuhl, R. Lange, T. Legero, B. Lipphardt, C. Lisdat, J. Lodewyck, O. Lopez, H. S. Margolis, H. Álvarez Martínez, F. Meynadier, F. Ozimek, E. Peik, P. E. Pottie, N. Quintin, C. Sanner, L. De Sarlo, M. Schioppa, R. Schwarz, A. Silva, U. Sterr, C. Tamm, R. Le Targat, P. Tuckey, G. Vallet, T. Waterholter, D. Xu, and P. Wolf. Search for transient variations of the fine structure constant and dark matter using fiber-linked optical atomic clocks. *New Journal of Physics*, 22(9):093010, September 2020.
- [28] S. Kolkowitz, I. Pikovski, N. Langellier, M. D. Lukin, R. L. Walsworth, and J. Ye. Gravitational wave detection with optical lattice atomic clocks. *Physical Review D*, 94(12), December 2016.
- [29] A. Loeb and D. Maoz. Using atomic clocks to detect gravitational waves, 2015.
- [30] A. D. Ludlow, M. M. Boyd, J. Ye, E. Peik, and P. O. Schmidt. Optical atomic clocks. *Rev. Mod. Phys.*, 87:637–701, June 2015.
- [31] J. Zhang, K. Deng, J. Luo, and Z. Lu. Direct laser cooling Al^+ ion optical clocks. *Chinese Physics Letters*, 34(5):050601, may 2017.
- [32] M. Delehaye and C. Lacroute. Single-ion, transportable optical atomic clocks. *Journal of Modern Optics*, 65:622–639, 03 2018.
- [33] S. A. King, L. J. Spieß, P. Micke, A. Wilzewski, T. Leopold, E. Benkler, R. Lange, N. Huntemann, A. Surzhykov, V. A. Yerokhin, C. López-Urrutia, R. José, and P. O. Schmidt. An optical atomic clock based on a highly charged ion. *Nature*, 611(7934):43–47, November 2022.
- [34] M. Takamoto, F. Hong, R. Higashi, and H. Katori. An optical lattice clock. *Nature*, 435:321–4, June 2005.
- [35] G. K. Campbell and W. D. Phillips. Ultracold atoms and precise time standards. *Philosophical Transactions of the Royal Society A: Mathematical, Physical and Engineering Sciences*, 369(1953):4078–4089, 2011.
- [36] N. Poli, C. W. Oates, P. Gill, and G. M. Tino. Optical atomic clocks. *La Rivista del Nuovo Cimento*, 36(12):555–624, December 2013.
- [37] B. Bloom, T. Nicholson, J. Williams, S. Campbell, M. Bishof, X. Zhang, W. Zhang, S. Bromley, and J. Ye. An optical lattice clock with accuracy and stability at the 10^{-18} level. *Nature*, 506, January 2014.
- [38] S. Falke, N. Lemke, C. Grebing, B. Lipphardt, S. Weyers, V. Gerginov, N. Huntemann, C. Hagemann, A. Al-Masoudi, S. Häfner, S. Vogt, U. Sterr, and C. Lisdat. A strontium lattice clock with 3×10^{-17} inaccuracy and its frequency. *New Journal of Physics*, 16(7):073023, July 2014.
- [39] I. Ushijima, M. Takamoto, M. Das, T. Ohkubo, and H. Katori. Cryogenic optical lattice clocks, 2015.
- [40] X. Lu, M. Yin, T. Li, Y. Wang, and H. Chang. An evaluation of the Zeeman shift of the ^{87}Sr optical lattice clock at the National Time Service Center. *Applied Sciences*, 10(4):1440, February 2020.
- [41] Zhi-Ming Tang, Yuan-Fei Wei, B. K. Sahoo, Cheng-Bin Li, Yang Yang, Yaming Zou, and Xue-Ren Huang. Suppression of black-body radiation induced Zeeman shifts in the optical clocks due to the fine-structure intramanifold resonances, 2023.
- [42] J. C. Bergquist, W. M. Itano, and D. J. Wineland. Recoilless optical absorption and Doppler sidebands of a single trapped ion. *Phys. Rev. A*, 36:428–430, July 1987.
- [43] F. Diedrich, J. C. Bergquist, W. M. Itano, and D. J. Wineland. Laser cooling to the zero-point energy of motion. *Phys. Rev. Lett.*, 62:403–406, January 1989.
- [44] D. J. Berkeland, J. D. Miller, J. C. Bergquist, W. M. Itano, and D. J. Wineland. Minimization of ion micromotion in a Paul trap. *Journal of Applied Physics*, 83(10):5025–5033, May 1998.
- [45] C. Degenhardt, T. Nazarova, C. Lisdat, H. Stoehr, U. Sterr, and F. Riehle. Influence of chirped excitation pulses in an optical clock with ultracold calcium atoms. *IEEE Transactions on Instrumentation and Measurement*, 54(2):771–775, 2005.
- [46] J. Keller, T. Burgermeister, D. Kalincev, J. Kiethe, and T. E. Mehlstäubler. Evaluation of trap-induced systematic frequency shifts for a multi-ion optical clock at the 10^{-19} level. *Journal of Physics: Conference Series*, 723:012027, June 2016.
- [47] X. Baillard, M. Fouché, R. Le Targat, P. G. Westergaard, A. Lecallier, Y. Le Coq, G. D. Rovera, S. Bize, and P. Lemonde. Accuracy evaluation of an optical lattice clock with bosonic atoms. *Opt. Lett.*, 32(13):1812–1814, Jul 2007.
- [48] A. D. Ludlow, T. Zelevinsky, G. K. Campbell, S. Blatt, M. M. Boyd, M. H. G. de Miranda, M. J. Martin, J. W. Thomsen, S. M. Foreman, J. Ye, T. M. Fortier, J. E. Stalnaker, S. A. Diddams, Y. Le Coq, Z. W. Barber, N. Poli, N. D. Lemke, K. M. Beck, and C. W. Oates. Sr lattice clock at 1×10^{-16} fractional uncertainty by remote optical evaluation with a Ca clock. *Science*, 319(5871):1805–1808, 2008.

- [49] N. D. Lemke, A. D. Ludlow, Z. W. Barber, T. M. Fortier, S. A. Diddams, Y. Jiang, S. R. Jefferts, T. P. Heavner, T. E. Parker, and C. W. Oates. Spin-1/2 optical lattice clock. *Phys. Rev. Lett.*, 103:063001, August 2009.
- [50] S. Falke, H. Schnatz, J. S. R. Vellere Winfred, T. Middelmann, S. Vogt, S. Weyers, B. Lipphardt, G. Grosche, F. Riehle, U. Sterr, and C. Lisdat. The ^{87}Sr optical frequency standard at PTB. *Metrologia*, 48(5):399, September 2011.
- [51] N. Huntemann, C. Sanner, B. Lipphardt, Chr. Tamm, and E. Peik. Single-ion atomic clock with 3×10^{-18} systematic uncertainty. *Phys. Rev. Lett.*, 116:063001, Feb 2016.
- [52] Yao Huang, Baolin Zhang, Mengyan Zeng, Yanmei Hao, Zixiao Ma, Huaqing Zhang, Hua Guan, Zheng Chen, Miao Wang, and Kelin Gao. Liquid-nitrogen-cooled Ca^+ optical clock with systematic uncertainty of 3×10^{-18} . *Phys. Rev. Appl.*, 17:034041, Mar 2022.
- [53] T. Bothwell, D. Kedar, E. Oelker, J. M. Robinson, S. L Bromley, W. L. Tew, J. Ye, and C. J. Kennedy. JILA SrI optical lattice clock with uncertainty of 2.0×10^{-18} . *Metrologia*, 56(6):065004, October 2019.
- [54] G. J. Dick, J. D. Prestage, C. A. Greenhall, and L. Maleki. Local oscillator induced degradation of medium-term stability in passive atomic frequency standards. In *22nd Annual Precise Time and Time Interval (PTTI) Applications and Planning Meeting*, pages 487–508, 1990.
- [55] G. Santarelli, C. Audoin, A. Makdissi, P. Laurent, G.J. Dick, and A. Clairon. Frequency stability degradation of an oscillator slaved to a periodically interrogated atomic resonator. *IEEE Transactions on Ultrasonics, Ferroelectrics, and Frequency Control*, 45(4):887–894, 1998.
- [56] A. Quessada, R. P. Kovacich, I. Courtyllo, A. Clairon, G. Santarelli, and P. Lemonde. The Dick effect for an optical frequency standard. *Journal of Optics B: Quantum and Semiclassical Optics*, 5(2):S150, April 2003.
- [57] J. M. Robinson, M. Miklos, Yee Ming Tso, C. J. Kennedy, T. Bothwell, D. Kedar, J. K. Thompson, and J. Ye. Direct comparison of two spin squeezed optical clocks below the quantum projection noise limit, 2022.
- [58] M. Schioppo, R. C. Brown, W. F. McGrew, N. Hinkley, R. J. Fasano, K. Beloy, T. H. Yoon, G. Milani, D. Nicolod, J. A. Sherman, N. B. Phillips, C. W. Oates, and A. D. Ludlow. Ultrastable optical clock with two cold-atom ensembles. *Nature Photonics*, 11(1):48–52, January 2017.
- [59] T. Takano, M. Takamoto, I. Ushijima, N. Ohmae, T. Akatsuka, A. Yamaguchi, Y. Kuroishi, H. Munekane, B. Miyahara, and H. Katori. Geopotential measurements with synchronously linked optical lattice clocks. *Nature Photonics*, 10(10):662–666, October 2016.
- [60] D. G. Matei, T. Legero, S. Häfner, C. Grebing, R. Weyrich, W. Zhang, L. Sonderhouse, J. M. Robinson, J. Ye, F. Riehle, and U. Sterr. $1.5 \mu\text{m}$ lasers with sub 10 mHz linewidth. *Physical Review Letters*, 118(26), June 2017.
- [61] K. Numata, A. Kemery, and J. Camp. Thermal-noise limit in the frequency stabilization of lasers with rigid cavities. *Phys. Rev. Lett.*, 93:250602, December 2004.
- [62] S. Häfner, S. Falke, C. Grebing, S. Vogt, T. Legero, M. Merimaa, C. Lisdat, and U. Sterr. 8×10^{-17} fractional laser frequency instability with a long room-temperature cavity. *Opt. Lett.*, 40(9):2112–2115, May 2015.
- [63] G. Cole, W. Zhang, M. Martin, J. Ye, and M. Aspelmeyer. Tenfold reduction of Brownian noise in high-reflectivity optical coatings. *Nature Photonics*, 7:644–650, July 2013.
- [64] T. Kessler, C. Hagemann, C. Grebing, T. Legero, U. Sterr, F. Riehle, M. Martin, L. Chen, and J. Ye. A sub-40 mHz laser based on a silicon single-crystal optical cavity. *Nature Photonics*, 6, December 2011.
- [65] W. Zhang, J. M. Robinson, L. Sonderhouse, E. Oelker, C. Benko, J. L. Hall, T. Legero, D. G. Matei, F. Riehle, U. Sterr, and J. Ye. Ultrastable silicon cavity in a continuously operating closed-cycle cryostat at 4 K. *Phys. Rev. Lett.*, 119:243601, December 2017.
- [66] J. M. Robinson, E. Oelker, W. R. Milner, W. Zhang, T. Legero, D. G. Matei, F. Riehle, U. Sterr, and J. Ye. Crystalline optical cavity at 4 K with thermal-noise-limited instability and ultralow drift. *Optica*, 6(2):240–243, Feb 2019.
- [67] S. Cook, T. Rosenband, and D. R. Leibbrandt. Laser-frequency stabilization based on steady-state spectral-hole burning in $\text{Eu}^{3+} : \text{Y}_2\text{SiO}_5$. *Phys. Rev. Lett.*, 114:253902, June 2015.
- [68] M. J. Thorpe, L. Rippe, T. M. Fortier, M. S. Kirchner, and T. Rosenband. Frequency stabilization to 6×10^{-16} via spectral-hole burning. *Nature Photonics*, 5(11):688–693, September 2011.
- [69] J. Olson, R. W. Fox, T. M. Fortier, T. F. Sheerin, R. C. Brown, H. Leopardi, R. E. Stoner, C. W. Oates, and A. D. Ludlow. Ramsey-Bordé matter-wave interferometry for laser frequency stabilization at 10^{-16} frequency instability and below. *Physical Review Letters*, 123(7), August 2019.
- [70] Zachary L. Newman, Vincent Maurice, Tara Drake, Jordan R. Stone, Travis C. Briles, Daryl T. Spencer, Connor Fredrick, Qing Li, Daron Westly, B. R. Ilic, Boqiang Shen, Myoung-Gyun Suh, Ki Youl Yang, Cort Johnson, David M. S. Johnson, Leo Hollberg, Kerry J. Vahala, Kartik Srinivasan, Scott A. Diddams,

- John Kitching, Scott B. Papp, and Matthew T. Hummon. Architecture for the photonic integration of an optical atomic clock. *Optica*, 6(5):680–685, May 2019.
- [71] Zachary L. Newman, Vincent Maurice, Connor Fredrick, Tara Fortier, Holly Leopardi, Leo Hollberg, Scott A. Diddams, John Kitching, and Matthew T. Hummon. High-performance, compact optical standard. *Opt. Lett.*, 46(18):4702–4705, Sep 2021.
- [72] Anthony Gusching, Jacques Millo, Ivan Ryger, Remy Vicarini, Moustafa Abdel Hafiz, Nicolas Passilly, and Rodolphe Boudot. Cs microcell optical reference with frequency stability in the low 10^{-13} range at 1 s. *Opt. Lett.*, 48(6):1526 – 1529, Mar 2023.
- [73] R. H. Dicke. Coherence in spontaneous radiation processes. *Phys. Rev.*, 93:99–110, January 1954.
- [74] M. Gross and S. Haroche. Superradiance: an essay on the theory of collective spontaneous emission. *Physics Reports*, 93(5):301–391, 1982.
- [75] M. Scheibner, T. Schmidt, L. Worschech, A. Forchel, G. Bacher, T. Passow, and D. Hommel. Superradiance of quantum dots. *Nature Physics*, 3(2):106–110, February 2007.
- [76] P. Tighineanu, R. S. Daveau, T. B. Lehmann, H. E. Beere, D. A. Ritchie, P. Lodahl, and S. Stobbe. Single-photon superradiance from a quantum dot. *Phys. Rev. Lett.*, 116:163604, April 2016.
- [77] S. Doria, T. S. Sinclair, N. D. Klein, D. I. G. Bennett, C. Chuang, F. S. Freyria, C. P. Steiner, P. Foggi, K. A. Nelson, J. Cao, A. Aspuru-Guzik, S. Lloyd, J. R. Caram, and M. G. Bawendi. Photochemical control of exciton superradiance in light-harvesting nanotubes. *ACS Nano*, 12(5):4556–4564, 2018. PMID: 29701947.
- [78] Fereshteh Rajabi and Martin Houde. Dicke’s superradiance in astrophysics. I. the 21 cm line. *The Astrophysical Journal*, 826(2):216, aug 2016.
- [79] D. Blas and S. J. Witte. Quenching mechanisms of photon superradiance. *Phys. Rev. D*, 102:123018, December 2020.
- [80] M. Baryakhtar, M. Galanis, R. Lasenby, and O. Simon. Black hole superradiance of self-interacting scalar fields. *Phys. Rev. D*, 103:095019, May 2021.
- [81] N. Skribanowitz, I. P. Herman, J. C. MacGillivray, and M. S. Feld. Observation of Dicke superradiance in optically pumped HF gas. *Phys. Rev. Lett.*, 30:309–312, February 1973.
- [82] A. Kumarakrishnan and X. L. Han. Superfluorescence from optically trapped calcium atoms. *Phys. Rev. A*, 58:4153–4162, November 1998.
- [83] F. Haake, M. I. Kolobov, C. Fabre, E. Giacobino, and S. Reynaud. Superradiant laser. *Phys. Rev. Lett.*, 71:995–998, August 1993.
- [84] J. Chen. Active optical clock. *Chinese Science Bulletin*, 54(348 - 352), 2009.
- [85] D. Meiser, Jun Ye, D. R. Carlson, and M. J. Holland. Prospects for a millihertz-linewidth laser. *Phys. Rev. Lett.*, 102:163601, April 2009.
- [86] H. Katori, M. Takamoto, V. G. Pal’chikov, and V. D. Ovsiannikov. Ultrastable optical clock with neutral atoms in an engineered light shift trap. *Phys. Rev. Lett.*, 91:173005, October 2003.
- [87] J. G. Bohnet, Z. Chen, J. M. Weiner, D. Meiser, M. J. Holland, and J. K. Thompson. A steady-state superradiant laser with less than one intracavity photon. *Nature*, 484(7392):78–81, April 2012.
- [88] J. G. Bohnet, Z. Chen, J. M. Weiner, K. C. Cox, and J. K. Thompson. Relaxation oscillations, stability, and cavity feedback in a superradiant Raman laser. *Phys. Rev. Lett.*, 109:253602, December 2012.
- [89] T. G. Zhang, Y. F. Wang, X. R. Zang, W. Zhuang, and J. B. Chen. Active optical clock based on four-level quantum system. *Chinese Science Bulletin*, 58(17):2033–2038, June 2013.
- [90] M. A. Norcia and J. K. Thompson. Cold-strontium laser in the superradiant crossover regime. *Phys. Rev. X*, 6:011025, March 2016.
- [91] S. L. Kristensen, E. Bohr, J. Robinson-Tait, T. Zelevinsky, J. W. Thomsen, and J. H. Müller. Subnatural linewidth superradiant lasing with cold ^{88}Sr atoms. *Phys. Rev. Lett.*, 130:223402, May 2023.
- [92] T. Laske, H. Winter, and A. Hemmerich. Pulse delay time statistics in a superradiant laser with calcium atoms. *Phys. Rev. Lett.*, 123(103601), 2019.
- [93] M. A. Norcia, M. N. Winchester, J. R. K. Cline, and J. K. Thompson. Superradiance on the millihertz linewidth strontium clock transition. *Science Advances*, 2(10):e1601231, 2016.
- [94] M. A. Norcia, J. R. K. Cline, J. A. Muniz, J. M. Robinson, R. B. Hutson, A. Goban, G. E. Marti, J. Ye, and J. K. Thompson. Frequency measurements of superradiance from the strontium clock transition. *Phys. Rev. X*, 8:021036, May 2018.
- [95] K. Henschel, J. Majer, J. Schmiedmayer, and H. Ritsch. Cavity QED with an ultracold ensemble on a chip: Prospects for strong magnetic coupling at finite temperatures. *Phys. Rev. A*, 82:033810, September 2010.
- [96] D. Yu and J. Chen. Laser theory with finite atom-field interacting time. *Phys. Rev. A*, 78:013846, July 2008.
- [97] B. Laburthe-Tolra, Z. Amodjee, B. Pasquiou, and M. Robert-de Saint-Vincent. Correlations and linewidth of the atomic beam continuous superradiant laser. *SciPost Phys. Core*, 6:015, 2023.

- [98] H. Liu, S. B. Jäger, X. Yu, S. Touzard, A. Shankar, M. J. Holland, and T. L. Nicholson. Rugged mHz-linewidth superradiant laser driven by a hot atomic beam. *Phys. Rev. Lett.*, 125:253602, December 2020.
- [99] Chun-Chia Chen, S. Bennetts, R. G. Escudero, B. Pasquiou, and F. Schreck. Continuous guided strontium beam with high phase-space density. *Phys. Rev. Appl.*, 12:044014, October 2019.
- [100] Chun-Chia Chen, R. González Escudero, J. Minář, B. Pasquiou, S. Bennetts, and F. Schreck. Continuous Bose–Einstein condensation. *Nature*, 606(7915):683–687, June 2022.
- [101] G. A. Kazakov and T. Schumm. Active optical frequency standards using cold atoms: perspectives and challenges, 2015.
- [102] G. A. Kazakov and T. Schumm. Active optical frequency standard using sequential coupling of atomic ensembles. *Physical Review A*, 87(1), January 2013.
- [103] T. Maier, S. Kraemer, L. Ostermann, and H. Ritsch. A superradiant clock laser on a magic wavelength optical lattice. *Opt. Express*, 22(11):13269–13279, June 2014.
- [104] G. A. Kazakov, S. Dubey, A. Bychek, U. Sterr, M. Bober, and M. Zawada. Ultimate stability of active optical frequency standards. *Phys. Rev. A*, 106:053114, November 2022.