



**HAL**  
open science

## Spin-wave near-field diffraction model for in-plane magnetized films

Loic Temdie, Vincent Castel, Matthias Benjamin Jungfleisch, Dinesh Wagle, Mojtaba T Kaffash, Yves Henry, Daniel Stoeffler, Matthieu Bailleul, Vincent Vlaminck

► **To cite this version:**

Loic Temdie, Vincent Castel, Matthias Benjamin Jungfleisch, Dinesh Wagle, Mojtaba T Kaffash, et al.. Spin-wave near-field diffraction model for in-plane magnetized films. 21eme Colloque Louis Néel, Nov 2023, Sete, France. . hal-04726637

**HAL Id: hal-04726637**

**<https://hal.science/hal-04726637v1>**

Submitted on 10 Oct 2024

**HAL** is a multi-disciplinary open access archive for the deposit and dissemination of scientific research documents, whether they are published or not. The documents may come from teaching and research institutions in France or abroad, or from public or private research centers.

L'archive ouverte pluridisciplinaire **HAL**, est destinée au dépôt et à la diffusion de documents scientifiques de niveau recherche, publiés ou non, émanant des établissements d'enseignement et de recherche français ou étrangers, des laboratoires publics ou privés.



# Antenna Design for Spin Wave Caustic Beams

## Authors

Loic TEMDIE<sup>1,2</sup>  
Vincent CASTEL<sup>1,2</sup>  
Benjamin JUNGFLEISCH<sup>3</sup>  
Dinesh Wagle<sup>3</sup>,  
Mojtaba T. Kaffash<sup>3</sup>,  
Yves HENRY<sup>4</sup>  
Daniel STOEFLER<sup>4</sup>  
Matthieu BAILLEUL<sup>4</sup>  
Vincent VLAMINCK<sup>1,2</sup>


## Affiliations



<sup>1</sup> IMT- Atlantique  
Département Micro Ondes,  
<sup>2</sup> Lab-STICC - UMR 6285 CNRS,  
Technopole Brest-Iroise  
CS83818, 29238 Brest Cedex 03



<sup>3</sup> University of Delaware  
Dept. of Physics and Astronomy  
Newark, Delaware, USA



<sup>4</sup> IPCMS - UMR 7504 CNRS  
Institut de Physique et Chimie des  
Matériaux de Strasbourg

## Fundings



Thomas Jefferson  
Magnon  
Interferometry



## References

- [1] N. LOAYZA et al., Phys. Rev. B **98**, 144430 (2018)
- [2] T. SCHNEIDER et al., Phys. Rev. Lett. **104**, 197203 (2010)
- [3] F. HEUSSNE et al., Phys. Status Solidi RRL **14**, 1900695 (2020)
- [4] V. VLAMINCK, et al., JAP **133**, 053903 (2023)
- [5] B. A. KALINIKOS, Soviet Physics Journal **24**, 718 (1981)
- [6] K. GUSLIENKO, A. SLAVIN, JMM **323**, 2418 (2011)

## Motivations

- ▶ **Non-reciprocal magnonic devices**  
Miniaturizing isolator, circulator, delay lines
- ▶ **Shaping spin-wave beams in extended layer**  
Development of magnon interferometric devices [1-3]
- ▶ **Diffraction model for in-plane spin-wave modes**  
Efficient tool to map the Near-Field Diffraction (NFD) patterns of any shape of spin-wave antennas [4]

## Near-Field diffraction model for in-plane magnetized films

### ❖ Kalinikos's approach to express $\vec{m}(u, v, t)$ [5]

- **$(\xi, \eta, \zeta)$  SW Propagation frame**  $\Rightarrow$  dynamic dipolar field  $\vec{h}_d(\xi)$  from Green functions [6]

$$\vec{h}_d(\xi) = \int_{-\frac{l}{2}}^{\frac{l}{2}} \vec{G}_{xy}(\xi - \xi') \vec{m}(\xi') d\xi' = -\vec{N}_{dip} \vec{m}$$

$$\vec{G}_{\xi\eta\zeta}(\xi - \xi') = \begin{pmatrix} G_p - \delta(\xi - \xi') & 0 & iG_Q \\ 0 & 0 & 0 \\ iG_Q & 0 & -G_p \end{pmatrix} \Rightarrow \vec{N}_{dip}^{00} = \begin{pmatrix} 1-P & 0 \\ 0 & P \sin^2 \phi \end{pmatrix}$$

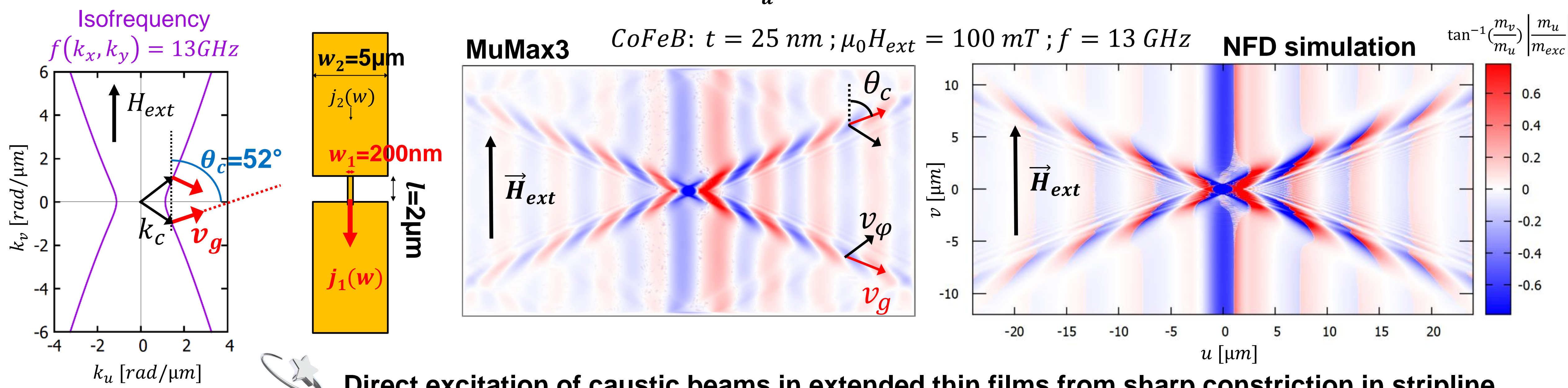
change of frame  $(\xi, \eta, \zeta) \Rightarrow (x, y, z)$   $(P = 1 - \frac{1-e^{-kt}}{kt})$

- **$(x, y, z)$   $\vec{M}(\vec{r}, t)$  frame**  $\Rightarrow$  Linearizing LLG

$$i\omega \vec{m} = -\gamma \mu_0 H_{equ} \vec{m} \times \vec{u}_z + \gamma \mu_0 M_{equ} \vec{h} \times \vec{u}_z - \alpha i\omega \vec{m} \times \vec{u}_z \Rightarrow \vec{\chi}^{-1} \vec{m} = \vec{h}_{exc} \Rightarrow \frac{1}{\omega_M} \begin{pmatrix} \Omega_k + i\alpha\omega + \omega_M \vec{N}_{d,xx}^{00} & -i\omega + \omega_M \vec{N}_{d,xy}^{00} \\ i\omega + \omega_M \vec{N}_{d,yx}^{00} & \Omega_k + i\alpha\omega + \omega_M \vec{N}_{d,yy}^{00} \end{pmatrix} \begin{pmatrix} m_x \\ m_y \end{pmatrix} = \begin{pmatrix} h_x \\ h_y \end{pmatrix}$$

- **$(u, v, \xi)$  Lab frame** - antenna orientation  $\Rightarrow FFT^{-1}\{\vec{m}(\vec{k})\} \Rightarrow \vec{m}(u, v, t) = e^{i\omega t} \iint_{-\infty}^{+\infty} dk_u dk_v \vec{\chi}(k_u, k_v) \cdot \vec{h}_{exc}(k_u, k_v) e^{-i(k_u u + k_v v)}$

### ❖ Anisotropic dispersion $\Rightarrow$ Caustic beam when $\frac{d^2 k_v}{dk_u^2} = 0$

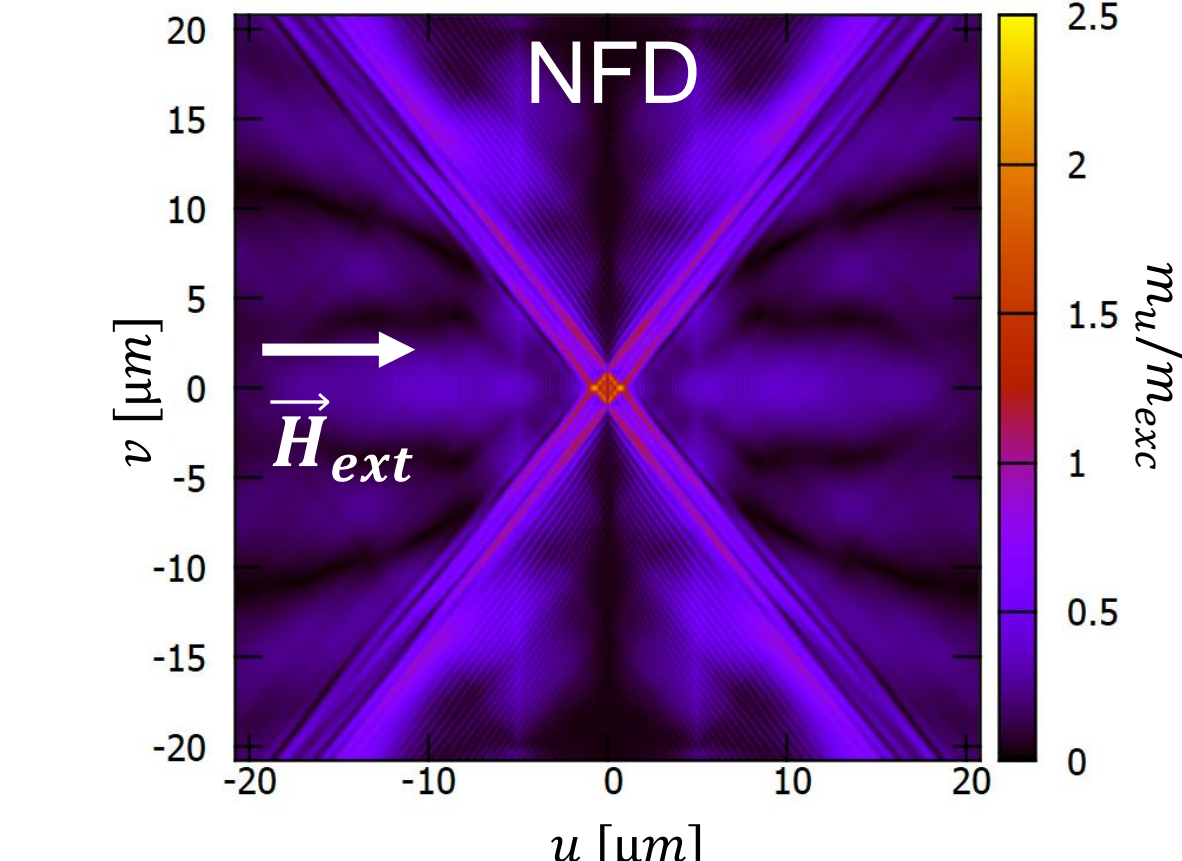
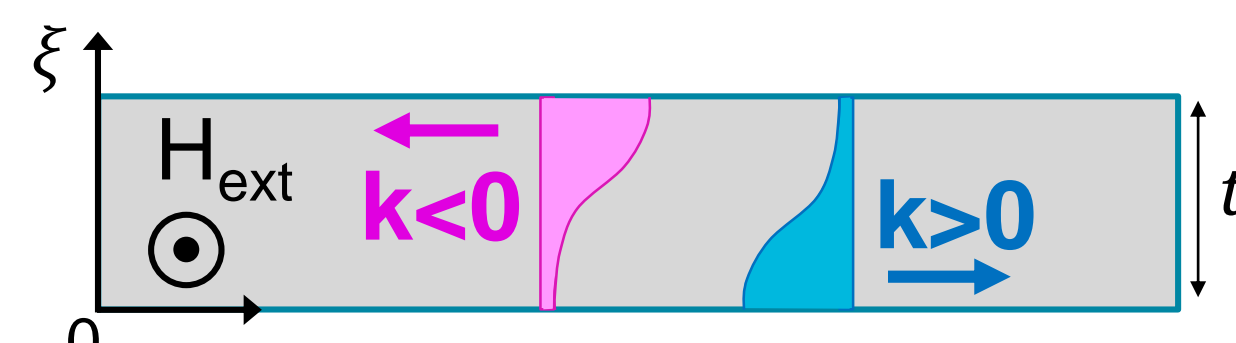
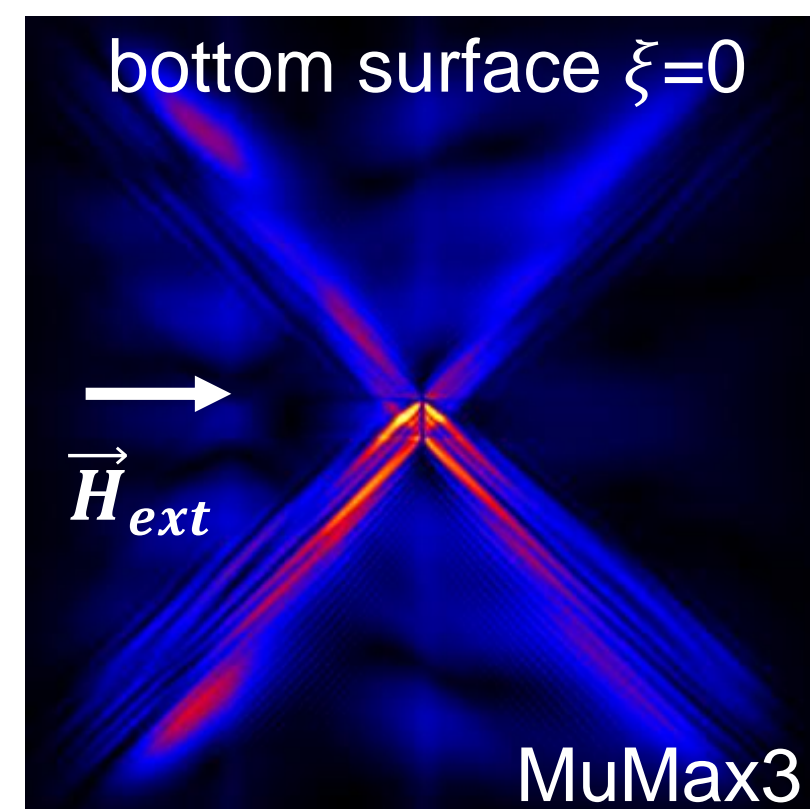


## Caustic beam definition

### ❖ Thickness dependence $t_{YIG} = 200 \text{ nm}$

$$w_1 = 200 \text{ nm} \\ w_2 = 10 \mu\text{m}; l = 2 \mu\text{m}$$

$$\mu_0 H_{ext} = 50 \text{ mT}; f = 3.2 \text{ GHz}$$



$\Rightarrow$  need to account for higher order mode ( $n > 0$ ), and their coupling:

$$\begin{pmatrix} \vec{\chi}_{00} & \vec{\chi}_{01} & \vec{\chi}_{02} & \dots \\ \vec{\chi}_{10} & \vec{\chi}_{11} & \vec{\chi}_{12} & \dots \\ \vec{\chi}_{20} & \vec{\chi}_{21} & \vec{\chi}_{22} & \dots \\ \dots & \dots & \dots & \dots \end{pmatrix} \begin{pmatrix} \vec{h}_0 \\ \vec{h}_1 \\ \vec{h}_2 \\ \dots \end{pmatrix} = \begin{pmatrix} \vec{m}_0 \\ \vec{m}_1 \\ \vec{m}_2 \\ \dots \end{pmatrix}$$

## Conclusions

- ▶ Validation of NFD model for in-plane mode for thin film  $\Rightarrow$  Caustic beam excitation from point-like excitation
- ▶ Powerful tool to explore constriction shapes for spin-wave beamforming
- ▶ Upgraded needed for NFD model to obtain non-reciprocal thickness profile of the diffraction patterns

### ❖ Frequency and constriction size dependence

$$w_1 = 200 \text{ nm}; w_2 = 40 \mu\text{m}; l = 500 \text{ nm}$$

$$\mu_0 H_{ext} = 100 \text{ mT}; t_{YIG} = 200 \text{ nm}$$

