



HAL
open science

The phase I/II eNRGy trial: Zenocutuzumab in patients with cancers harboring NRG1 gene fusions

Dong Wan Kim, Alison M. Schram, Antoine Hollebecque, Kazumi Nishino, Teresa Macarulla, Sun Young Rha, Michaël Duruisseaux, Stephen V. Liu, Mohammed Najeeb Al Hallak, Kumiko Umemoto, et al.

► To cite this version:

Dong Wan Kim, Alison M. Schram, Antoine Hollebecque, Kazumi Nishino, Teresa Macarulla, et al.. The phase I/II eNRGy trial: Zenocutuzumab in patients with cancers harboring NRG1 gene fusions. *Future Oncology*, 2024, 20 (16), pp.1057-1067. 10.2217/fon-2023-0824 . hal-04724664

HAL Id: hal-04724664

<https://hal.science/hal-04724664v1>

Submitted on 31 Oct 2024

HAL is a multi-disciplinary open access archive for the deposit and dissemination of scientific research documents, whether they are published or not. The documents may come from teaching and research institutions in France or abroad, or from public or private research centers.

L'archive ouverte pluridisciplinaire **HAL**, est destinée au dépôt et à la diffusion de documents scientifiques de niveau recherche, publiés ou non, émanant des établissements d'enseignement et de recherche français ou étrangers, des laboratoires publics ou privés.



Distributed under a Creative Commons Attribution - NonCommercial - NoDerivatives 4.0 International License



The phase I/II eNRGy trial: Zenocutuzumab in patients with cancers harboring *NRG1* gene fusions

Dong-Wan Kim, Alison M Schram, Antoine Hollebecque, Kazumi Nishino, Teresa Macarulla, Sun Young Rha, Michaël Duruisseaux, Stephen V Liu, Mohammed Najeeb Al Hallak, Kumiko Umemoto, Claas Wessler, James M Cleary, Christoph Springfeld, Cindy Neuzillet, Andrew Joe, Shekeab Jauhari, Jim Ford & Koichi Goto

To cite this article: Dong-Wan Kim, Alison M Schram, Antoine Hollebecque, Kazumi Nishino, Teresa Macarulla, Sun Young Rha, Michaël Duruisseaux, Stephen V Liu, Mohammed Najeeb Al Hallak, Kumiko Umemoto, Claas Wessler, James M Cleary, Christoph Springfeld, Cindy Neuzillet, Andrew Joe, Shekeab Jauhari, Jim Ford & Koichi Goto (2024) The phase I/II eNRGy trial: Zenocutuzumab in patients with cancers harboring *NRG1* gene fusions, Future Oncology, 20:16, 1057-1067, DOI: [10.2217/fo-2023-0824](https://doi.org/10.2217/fo-2023-0824)

To link to this article: <https://doi.org/10.2217/fo-2023-0824>



© 2024 The Authors



Published online: 13 Feb 2024.



[Submit your article to this journal](#)



Article views: 3261



[View related articles](#)




[View Crossmark data](#)



Citing articles: 5 [View citing articles](#)

The phase I/II eNRGy trial: Zenocutuzumab in patients with cancers harboring *NRG1* gene fusions

Dong-Wan Kim^{*,‡,1} , Alison M Schram^{‡,2}, Antoine Hollebecque³, Kazumi Nishino⁴, Teresa Macarulla⁵, Sun Young Rha⁶, Michaël Duruisseaux^{7,8,9}, Stephen V Liu¹⁰, Mohammed Najeeb Al Hallak¹¹, Kumiko Umemoto¹², Claas Wessler¹³, James M Cleary^{14,15}, Christoph Springfeld¹⁶, Cindy Neuzillet¹⁷, Andrew Joe¹⁸, Shekeab Jauhari¹⁸, Jim Ford¹⁹ & Koichi Goto²⁰

¹Department of Internal Medicine, Seoul National University College of Medicine & Seoul National University Hospital, Seoul, 03080, Republic of Korea

²Department of Medicine, Memorial Sloan Kettering Cancer Center, New York, NY 10065, USA

³Drug Development (DITEP), GI Oncology, Gustave Roussy Cancer Campus, Villejuif, 94805, France

⁴Department of Thoracic Oncology, Osaka International Cancer Institute, Osaka, 540-0008, Japan

⁵Gastrointestinal and Endocrine Tumor Unit, Vall d'Hebrón University Hospital, Vall d'Hebrón Institute of Oncology (VHIO), Barcelona, 08035, Spain

⁶Department of Internal Medicine, Yonsei Cancer Center, Yonsei University Health System, Seoul, 03722, Republic of Korea

⁷Department of Respiratory Medicine and Early Phase, Louis Pradel Hospital, Hospices Civils de Lyon Cancer Institute, Lyon, 69500, France

⁸Cancer Research Centre of Lyon, UMR INSERM 1052 CNRS 5286, Lyon, 69008, France

⁹Claude Bernard University Lyon 1, University of Lyon, Villeurbanne, 69100, France

¹⁰Thoracic Oncology and Developmental Therapeutics, Lombardi Comprehensive Cancer Center, Georgetown University, WA 20007, USA

¹¹Department of Oncology, Barbara Ann Karmanos Cancer Institute, Wayne State University School of Medicine, Detroit, MI 48201, USA

¹²Department of Clinical Oncology, St. Marianna University School of Medicine, Kawasaki, 216-8511, Japan

¹³Department of Pulmonology, Asklepios Tumorzentrum Hamburg, Klinikum Harburg, Hamburg, 21075, Germany

¹⁴Department of Medical Oncology, Dana-Farber Cancer Institute, Boston, MA 02215, USA

¹⁵Harvard Medical School, Boston, MA 02215, USA

¹⁶Department of Medical Oncology, Heidelberg University Hospital, Department of Medical Oncology, Heidelberg, 69120, Germany

¹⁷GI Oncology, Medical Oncology Department, Curie Institute, Versailles-Saint Quentin University, Saint-Cloud, 92064, France

¹⁸Clinical Development, Merus NV, Utrecht, 3584, The Netherlands

¹⁹Clinical Trials, Merus NV, Utrecht, 3584, The Netherlands

²⁰Department of Thoracic Oncology, National Cancer Center Hospital East, Kashiwa, 277-8577, Japan

*Author for correspondence: Tel.: +82 2 2072 2995; kimdw@snu.ac.kr

‡Authors contributed equally


Neuregulin 1 (*NRG1*) fusions are oncogenic drivers that have been detected in non-small-cell lung cancer (NSCLC), pancreatic ductal adenocarcinoma (PDAC) and other solid tumors. *NRG1* fusions are rare, occurring in less than 1% of solid tumors. Patients with *NRG1* fusion positive (*NRG1*+) cancer have limited therapeutic options. Zenocutuzumab is a novel, bispecific IgG1 antibody that targets both HER2 and HER3 proteins and inhibits *NRG1* binding through a 'Dock & Block[®]' mechanism of action. Here, we describe the rationale and design of the phase II component of the eNRGy trial, part of the overall, open-label phase I/II, multicenter trial exploring the safety, tolerability, pharmacokinetics, pharmacodynamics, immunogenicity and antitumor activity of zenocutuzumab in patients with *NRG1*+ NSCLC, PDAC or other solid tumors.

Plain language summary – eNRGy: a clinical trial of zenocutuzumab for cancer caused by *NRG1* gene fusions: *NRG1* gene fusions are rare mutations that cause cancer cells to grow. These fusions are found in many different types of cancer. Tumors with *NRG1* gene fusions do not respond well to standard treatment options. Zenocutuzumab, or Zeno, is a treatment that is being tested to see if it can stop cancer that is growing because of *NRG1* gene fusions. Here, we describe the reasoning for and design of an ongoing clinical trial (eNRGy) designed to study the efficacy

(how well it works) and safety of Zeno in patients with cancer that has *NRG1* gene fusions. The eNRGy trial is recruiting patients with cancer that has *NRG1* gene fusions, including non-small-cell lung cancer, pancreatic cancer and others. Patients who join this trial will receive Zeno once every 2 weeks until their cancer grows. The main goal (primary end point) of this trial is to determine the percentage of patients whose tumors decrease in size by 30% or more. The eNRGy trial is currently enrolling patients. For more information, refer to ClinicalTrials.gov (Identifier: NCT02912949), visit <https://nrg1.com/>, or call 1-833-NRG-1234.

Tweetable abstract: eNRGy is a global phase I/II trial currently recruiting patients with NRG1+ NSCLC, PDAC or other solid tumors to assess zenocutuzumab, an investigational bispecific IgG1 antibody that inhibits NRG1-activated HER2/HER3 oncogenic signaling.

Graphical abstract:



First draft submitted: 22 September 2023; Accepted for publication: 4 January 2024; Published online: 13 February 2024

Keywords: eNRGy trial • HER2 • HER3 • NRG1+ • *NRG1* fusion • NSCLC • PDAC • recruiting • Zeno • Zenocutuzumab

Neuregulin 1 (NRG1) belongs to a family of growth factors that, under healthy conditions, aid in the growth and development of epithelial, glial and muscle cells by promoting human epidermal growth factor receptor 2 (HER2)/human epidermal growth factor receptor 3 (HER3) signaling [1]. An *NRG1* fusion positive (NRG1+) cancer was first described in 2014 by Fernandez-Cuesta *et al.* in lung adenocarcinoma, and subsequent studies have provided evidence supporting the oncogenic role of these fusions in multiple tumor types [2–4]. The role of *NRG1* fusions as oncogenic drivers is further supported by their occurrence in the absence of other canonical cancer cell driver mutations in the vast majority of NRG1+ cancer reported to date [3,5–7]. Additionally, they have been shown to play critical roles in the initiation and maintenance of cancer stem cell-like properties [3,8,9].

NRG1 fusions have been detected with a wide range of fusion partners, both within and between various cancers [6]. However, *NRG1* fusions are rare, and identification of patients with NRG1+ cancer has proved challenging [10]. *NRG1* fusions are best detected through RNA sequencing, as DNA-based methods can fail to detect up to half of fusions due to insufficient sensitivity, variable intron splicing positions, and the presence of novel fusion partners [11,12].

NRG1 fusion partners may possess a transmembrane domain, which can lead to a high, localized concentration of NRG1 near HER2/HER3, resulting in constituent activation of HER2/HER3 signaling [10]. Zenocutuzumab (Zeno) has shown the ability to suppress tumor growth in preclinical models, even under conditions of high NRG1 concentrations; based on these results, Zeno was tested in preclinical xenograph models of mice harboring

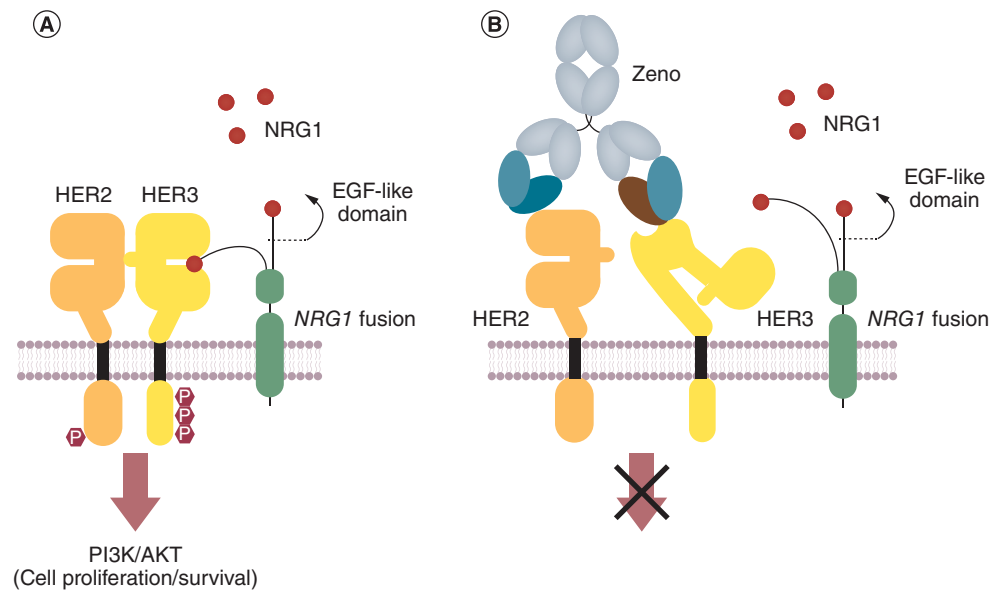


Figure 1. Zeno mechanism of action. (A) *NRG1* fusion proteins function as ligands for HER3 (similar to NRG1) and bind to HER3 with high affinity to promote HER2/HER3 dimerization and downstream signaling. **(B)** Zeno inhibits the NRG1/HER3 interaction via its 'Dock & Block[®]' mechanism, whereby one arm of the antibody binds to the HER2 receptor, optimally positioning the anti-HER3 arm to block the ligand/receptor interaction and prevent HER2/HER3 dimerization.

EGF: Epidermal growth factor; HER2: Human epidermal growth factor receptor 2; HER3: Human epidermal growth factor receptor 3; NRG1: Neuregulin 1; Zeno: Zenocutuzumab.

Reproduced with permission from [27], © Elsevier (2018).

NRG1+ cancer and demonstrated significant tumor shrinkage [13]. In addition to Zeno, other compounds targeting HER2/HER3 signaling, including seribantumab, HMBD-001, and afatinib, have been subject to investigation or retrospective studies in *NRG1*+ cancer [14–17].

eNRGy trial

Here, we describe the rationale and design for the phase II component of the eNRGy (ClinicalTrials.gov Identifier: NCT02912949) trial, part of the overall open-label phase I/II trial, which aims to evaluate the efficacy, safety, pharmacokinetics (PK), and pharmacodynamics (PD) of Zeno in patients with *NRG1*+ cancer. This trial is sponsored by Merus NV.

Background & rationale

A functional *NRG1* fusion product must be in-frame and produce a protein capable of activation of the HER2/HER3 signaling pathway [6,9]. Such fusions have been observed in cancers, including non-small-cell lung cancer (NSCLC), pancreatic ductal adenocarcinoma (PDAC) and other solid tumors [6,7,17–21]. *NRG1* fusions have been reported in 0.3–1.7% of lung cancer, 0.5–1.8% of pancreatic cancer, and <1% in other solid tumors (e.g., breast cancer, cholangiocarcinoma, colorectal cancers) [6,9,17,22,23]. However, certain cancer types, such as invasive mucinous adenocarcinoma (IMA) of the lung and *KRAS* wildtype (*KRAS*^{WT}) PDAC, exhibit an increased incidence of oncogenic *NRG1* fusions, with up to 30% of IMA and up to 18% of *KRAS*^{WT} PDAC harboring *NRG1* fusions [9,21]. *NRG1* has been found to create fusions with a wide range of partners in NSCLC (including, but not limited to, *CD74*, *SDC4*, *SLC3A2*, *TNC*, *MDK*, *ATP1B1*, *DIP2B*, *RBPMS*, *MRPL13*, *ROCK1*, *DPYSL2*, *PRAP8*) and PDAC (e.g., *ATP1B1*, *CDH1*, *VTCN1*) [6].

Suboptimal responses to conventional therapeutic options have been reported in patients with *NRG1*+ cancer, including NSCLC, which demonstrates poor responses to afatinib and chemotherapy, with or without immunotherapy, and PDAC, which responds poorly to approved therapies [7,12,21,24]. Zeno is a potent bispecific IgG1 antibody that targets the extracellular domains of both HER2 and HER3 proteins and inhibits *NRG1* fusions through a 'Dock & Block[®]' mechanism of action (Figure 1) [13]. Zeno docks onto the more abundant HER2 protein, leading to high local concentrations on the cell surface; blocking *NRG1* fusion interactions with HER3, HER3 interactions

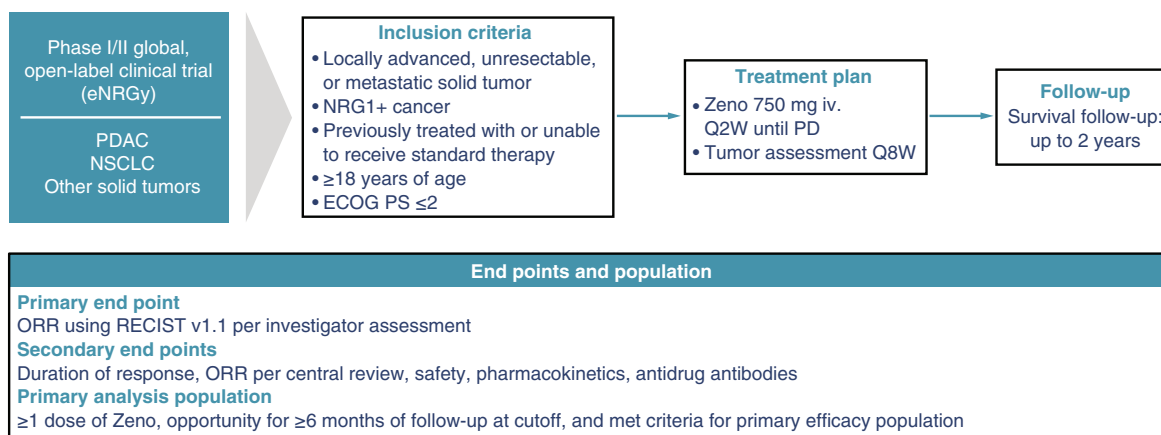


Figure 2. eNRGy trial design.

ECOG PS: Eastern Cooperative Oncology Group performance status; iv.: Intravenous; NRG1: Neuregulin 1; NSCLC: Non-small-cell lung cancer; ORR: Overall response rate; PD: Progressive disease; PDAC: Pancreatic ductal adenocarcinoma; RECIST: Response Evaluation Criteria in Solid Tumors; Q2W: Every 2 weeks; Q8W: Every 8 weeks; Zeno: Zenocutuzumab.

with HER2, and downstream HER2/HER3 signaling; and resulting in suppression of tumor cell proliferation and tumor cell survival through the PI3K-AKT-mTOR oncogenic signaling pathway [13]. Further, *in vitro* studies have demonstrated that Zeno induces enhanced antibody-dependent cellular cytotoxicity due to a glycoengineered modification of the IgG1 subunit to enhance affinity for Fc receptors [13,25,26].

Trial design

The eNRGy trial is a phase I/II, open-label, multicenter trial with multiple indication expansion cohorts. The purpose of the eNRGy trial is to assess the safety, tolerability, PK, PD, immunogenicity and antitumor activity of Zeno in patients with NRG1+ cancer. This trial is designed in two parts: Part 1 (now complete) was dose escalation, and Part 2 is dose expansion, which further evaluates the safety and antitumor activity of Zeno. Part 2 initially evaluated the safety and efficacy of Zeno in non-NRG1+ cancer with aberrant HER2/HER3 signaling, such as breast cancer, ovarian cancer, gastric/gastroesophageal cancer and endometrial cancer. Currently, the eNRGy trial is focused on evaluating the safety and efficacy of Zeno in NRG1+ cancer (Figure 2). The eNRGy trial currently involves approximately 60 sites across North America, Europe, Asia, and the Pacific Islands (Figure 3).

Eligibility criteria

Eligible patients are ≥18 years of age, have ≥1 evaluable or measurable lesion according to Response Evaluation Criteria in Solid Tumors (RECIST v1.1), were previously treated with or unable to receive standard therapy, and have recovered from the toxicities of prior therapy. Patients are required to have a histologic or cytologic diagnosis of locally advanced, unresectable, or metastatic solid tumor malignancy with a documented *NRG1* fusion, identified through molecular-based assays, such as next-generation sequencing (NGS)-based assays (DNA- or RNA-based methods); however, as previously discussed, DNA-based testing may be suboptimal to detect *NRG1* fusions. Patients with cancer harboring *NRG1* fusions that are prospectively assessed as nonfunctional during study screening will not be eligible for enrollment. If nonfunctional *NRG1* fusions are identified after enrollment during the independent retrospective review, the associated patient data will not be included in the primary efficacy analysis of this trial. The key eligibility criteria of the eNRGy trial are summarized in Table 1.

Screening for *NRG1* fusions can be conducted at either a local or central laboratory. A fresh tumor sample, formalin-fixed paraffin-embedded (preferred sample type), or an archival tumor sample (preferably collected within 2 years of starting trial treatment) is required for eligibility. For patients who received prior afatinib or other HER-targeting agents, a biopsy after the last line of treatment is strongly preferred to assess for mechanisms of acquired resistance.

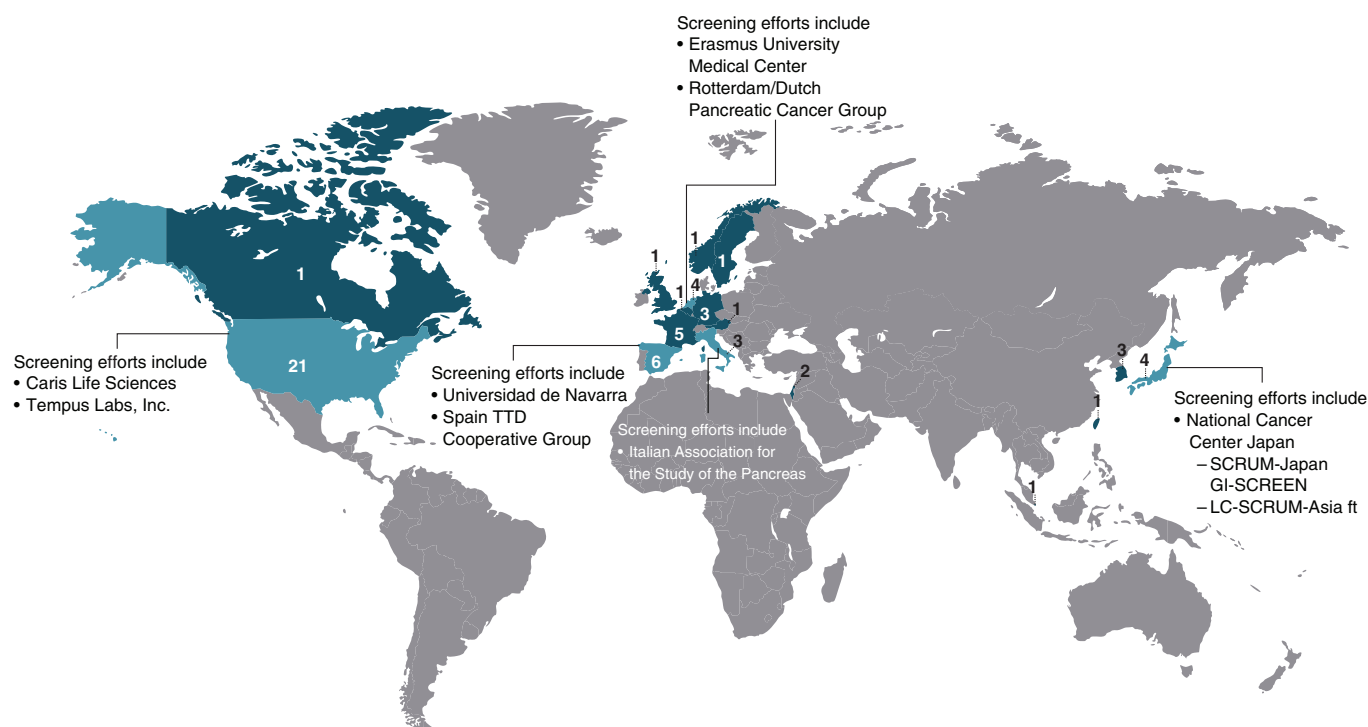


Figure 3. eNRGy trial sites. Active sites include Memorial Sloan-Kettering Cancer Center, National Cancer Center Hospital (NCCH) East, Seoul National University Hospital, Gustave Roussy, Hospital Universitario Vall d’Hebron, Hospices Civils de Lyon Cancer Institute – Louis Pradel Hospital, St. Marianna University Hospital, Institut Curie – René-Huguenin Hospital, Karmanos Cancer Institute, Princess Margaret Cancer Centre, Osaka International Cancer Institute, Netherlands Cancer Institute, Deutsches Krebsforschungszentrum, Dana-Farber Cancer Institute, Georgetown University Department of Medicine, University of California Irvine Medical Center (UCIMC) – Chao Family Comprehensive Cancer Center, Mayo Clinic Hospital – Phoenix, Samsung Medical Center, Severance Hospital – Yonsei Cancer Center, A.O. Niguarda Cà Granda Farmacia Ospedaliera – U.O. di Cardiologia, Universitair Medisch Centrum Utrecht, Hospital Clinico Universitario de Valencia, The University of Texas MD Anderson Cancer Center, Mayo Clinic Cancer Center (MCCC) – Rochester, Emory Clinic, National Cancer Center Hospital (NCCH), Centro Integral Oncológico Clara Campal (CIOCC), National Cancer Centre of Singapore Pte Ltd, Hospital Universitario 12 de Octubre, Istituti Fisioterapici Ospitalieri, Mayo Clinic Hospital – Florida, Northwest Medical Specialties, Medical Oncology Associates, P.S., University of Pennsylvania – Penn Memory Center, St. James Healthcare, Hematology-Oncology Associates of Fredericksburg, Cancer Specialists of North Florida, Utah Cancer Specialists, and Billings, Montana. TTD: Treatment of digestive tumors.

Trial procedures

Patients with *NRG1*+ cancer will receive Zeno 750 mg intravenous (iv.) given once every 2 weeks over a 4-week cycle. The infusion duration is 4 hours during Cycle 1; however, the infusion duration can be reduced to 2 hours in Cycles 2+ if there are no infusion-related reactions (IRR) of grade ≥ 2 reported in the first treatment cycle. Prior to each infusion of Zeno, premedication will consist of paracetamol (1000 mg oral or iv.), dexchlorpheniramine (5 mg iv.), and dexamethasone (10 mg iv.) to mitigate IRRs. Corticosteroids will only be mandatory as premedication for the first infusion and can be continued at the investigator’s discretion. An H2 antagonist may optionally be prescribed as premedication, per the investigator’s discretion.

Blood samples (~4 ml) will be collected to characterize the PK profile of Zeno at the following timepoints on Cycle 1 Day 1: predose, 2 hours (± 15 minutes) postdose, 4 hours (± 30 minutes) postdose, and 24 hours (± 2 hours) postdose. Limited blood samples will be collected for PK profiles on selected infusion dates at the following timepoints after Cycle 1 Day 1: predose and end-of-infusion only. Tumor tissue samples will be collected from consenting patients. Testing may include gene expression (DNA and RNA) and cancer gene mutations (including genes associated with HER2 and HER3); HER2 expression/gene amplification; and expression of HER2:HER3 dimer, phosphorylated HER (pHER)2, pHER3, phosphorylated protein kinase B (pAKT), and phosphorylated extracellular signal-regulated kinase (pERK)1/2. Blood samples will be collected at Cycle 1 Day 1 predose, Cycle 2 Day 1, every 2 cycles thereafter, and at the end of treatment for PD analyses; testing may include

Table 1. Key eligibility criteria for patients with NRG1+ cancer in the eNRGy trial.

Inclusion criteria	Exclusion criteria
<ul style="list-style-type: none"> • Age ≥ 18 years • ≥ 1 measurable lesion according to RECIST v1.1 or evaluable disease for a limited number of patients (≤ 10) in the basket solid tumors with <i>NRG1</i> fusions cohort • Previously treated with or unable to receive standard therapy • Histologic or cytologic diagnosis of locally advanced, unresectable, or metastatic solid tumor malignancy with a documented <i>NRG1</i> fusion, as identified via molecular assays, such as NGS (DNA- or RNA-based) • ECOG PS ≤ 2 • Estimated life expectancy of ≥ 12 weeks • Patient ineligible to receive previous therapy or toxicities of previous anticancer therapy resolved to grade ≤ 1 except for toxicities that in the opinion of the investigator do not affect the assessment of AEs related to the trial drug • Patient has recovered from prior surgery or other procedure or complication to grade ≤ 2 or to baseline condition • Laboratory screening values: <ul style="list-style-type: none"> ◦ Absolute neutrophil count $\geq 1.5 \times 10^9/l$ ◦ Platelets $\geq 100 \times 10^9/l$ ◦ Hemoglobin ≥ 8 g/dl ◦ ALT and AST $\leq 3 \times$ ULN or $\leq 5 \times$ ULN in cases of metastatic liver involvement ◦ Total bilirubin $\leq 1.5 \times$ ULN or $\leq 2 \times$ ULN in cases of metastatic liver involvement <ul style="list-style-type: none"> ■ Total bilirubin $\leq 3.0 \times$ ULN or direct bilirubin $\leq 1.5 \times$ ULN will be allowed for cases of antecedents of Gilbert's syndrome ◦ eGFR >30 ml/min • Able to provide a baseline tumor biopsy sample^{†,‡} 	<ul style="list-style-type: none"> • Pregnant or lactating • Recent treatment (≤ 14 days) with anticancer medication or investigational drugs • Active, uncontrolled infection or unexplained fever • Known hypersensitivity to any of the components of Zeno or history of severe hypersensitivity to human or humanized monoclonal antibodies • Known HIV or hepatitis B or C infection • Known symptomatic or unstable brain metastases[§] • Patients with leptomeningeal metastases • Previous or concurrent malignancy[¶] • NYHA class III or IV congestive heart failure, LVEF $<50\%$, or a history of significant cardiac disease

[†]For patients who received afatinib or other HER-targeting agents, a biopsy collected after the last line of treatment is strongly preferred to assess for mechanisms of acquired resistance.

[‡]When archival tissue is not available and collection of a fresh biopsy is not safe or feasible during the screening period, patients with a locally confirmed *NRG1* gene fusion will be allowed to enroll in the eNRGy trial, provided they meet all other inclusion/exclusion criteria.

[§]Patients with asymptomatic brain metastases are eligible to participate if the metastases have been radiographically and clinically stable for ≥ 1 month. If on steroids for this indication, the patient must be on a stable dose for ≥ 1 month.

[¶]Excluding nonbasal cell carcinoma of the skin or carcinoma *in situ* of the uterine cervix, unless the tumor was treated with curative or palliative intent and, in the opinion of the investigator (with sponsor agreement), the previous or concurrent malignancy condition doesn't affect the assessment of safety and efficacy of the trial drug.

AE: Adverse event; ALT: Alanine aminotransferase; AST: Aspartate aminotransferase; ECOG PS: Eastern Cooperative Oncology Group performance status; eGFR: Estimated glomerular filtration rate; HIV: Human immunodeficiency virus; LVEF: Left ventricular ejection fraction; NGS: Next-generation sequencing; NRG1: Neuregulin 1; NYHA: New York Heart Association; RECIST: Response Evaluation Criteria in Solid Tumor; ULN: Upper limit of normal; Zeno: Zenocutuzumab.

Fcy receptor genotyping, enumeration of *NRG1* fusion analysis on circulating tumor cells, and determination of circulating tumor DNA and testing for mutations in cancer genes (including those associated with HER2/HER3 signaling).

Upon completion of the trial, patients may be followed for disease status and will be followed for survival status every 3 months for up to 2 years from discontinuation of treatment. Tumor markers will be assessed via collection of a blood sample at the initial screening and once per cycle, in addition to tumor tissue samples collected at initial screening and optionally at the end of Cycle 4 and at the end of treatment. Tumor markers will be assessed per institutional protocols or management of specific cancer types or per investigator discretion (e.g., CA19-9 in PDAC). Adverse events will be reported from the time of the patient's first dose through 30 days following the last Zeno treatment and graded according to Common Terminology Criteria for Adverse Events v4.03.

Outcome measures/end points

For patients with NRG1+ cancer, the primary objective is to assess the magnitude of antitumor activity of Zeno, and the key secondary objective is to assess the durability of antitumor activity of Zeno (Table 2). Secondary objectives include the clinical benefit rate, duration of response, the time of onset of response, characterization of the safety and tolerability of Zeno, characterization of the PK profile of Zeno, immunogenicity of Zeno, and evaluation of progression-free survival and overall survival. The clinical activity and antitumor effect of Zeno will be evaluated according to RECIST v1.1 imaging (chest, abdomen, pelvis, head [if brain metastases detected] and additional sites for applicable tumor types) and will be obtained at the initial screening and every 8 weeks following the start of trial treatment. All imaging procedures will be performed according to standard local imaging protocols; imaging results for all patients with NRG1+ cancer will undergo independent review, read by a central imaging center. A confirmed response to treatment is defined as two consecutive assessments of complete or partial response assessed ≥ 4 weeks apart.

Table 2. Objectives and end points for Part 2 of the eNRGy trial.

Objective	End point
<i>Patients with NRG1+ cancer</i>	
Primary objective <ul style="list-style-type: none"> To assess the magnitude of antitumor activity of Zeno in patients with <i>NRG1</i> fusions as assessed locally 	• ORR ^{†,‡}
Key secondary objective <ul style="list-style-type: none"> To assess the durability of antitumor activity of Zeno in patients with <i>NRG1</i> fusions as assessed locally 	• DOR ^{†,‡}
Secondary objectives <ul style="list-style-type: none"> To assess the magnitude and duration of antitumor activity of Zeno in patients with <i>NRG1</i> fusions as assessed centrally 	• ORR ^{†,§} • DOR ^{†,§}
<ul style="list-style-type: none"> To assess the CBR of Zeno in patients with <i>NRG1</i> fusions as assessed locally and centrally 	• CBR ^{†,‡,¶} • CBR ^{†,§,¶}
<ul style="list-style-type: none"> To assess time to onset of response in patients with <i>NRG1</i> fusions as assessed locally and centrally 	• Time to response ^{†,‡} • Time to response ^{†,§}
<ul style="list-style-type: none"> To characterize the safety and tolerability of Zeno 	• Frequency and nature of AEs
<ul style="list-style-type: none"> PK profile of Zeno 	• Assessment of PK variables, including total exposure, C_{max} , V , V_{ss} , $t_{1/2}$, AUC_{0-t} , $AUC_{0-\infty}$, and t_{max} • Population PK analysis
<ul style="list-style-type: none"> Immunogenicity of Zeno 	• Incidence and serum titers of antidrug antibodies against Zeno
<ul style="list-style-type: none"> Evaluation of PFS and OS 	
[†] Assessed per RECIST v1.1. [‡] Assessed as per local investigator's assessment. [§] Assessed as per central review. [¶] Defined as the proportion of patients in whom a CR or PR is observed, or SD of a minimum duration of 24 weeks. AE: Adverse event; AUC_{0-t} : Area under the curve from time zero to time t ; $AUC_{0-\infty}$: Area under the curve from time zero to the time of the last quantifiable concentration; CBR: Clinical benefit rate; C_{max} : Maximum plasma concentration; CR: Complete response; DOR: Duration of response; <i>NRG1</i> : Neuregulin 1; ORR: Overall response rate; OS: Overall survival; PFS: Progression-free survival; PK: Pharmacokinetics; PR: Partial response; RECIST: Response Evaluation Criteria in Solid Tumor; SD: Stable disease; t_{max} : Time to reach maximum concentration; $t_{1/2}$: Half-life; V : Volume of distribution; V_{ss} : Volume of distribution at steady state; Zeno: Zenocutuzumab.	

Statistics

Analysis method

Data from all participating centers will be combined and summarized for demographic and baseline characteristics, efficacy observations and measurements, safety observations and measurements, and all relevant PK/PD measurements. Quantitative data will be summarized using descriptive statistics, and qualitative data will be summarized with contingency tables. The full analysis population will comprise all patients to whom trial treatment was assigned and ≥ 1 dose of trial treatment was received. The primary efficacy evaluable population will comprise all patients who had a documented, functional *NRG1* fusion based on NGS testing in the absence of other driver mutations and who received the first dose of trial treatment ≥ 6 months prior to the cutoff date. Patients were also required to receive ≥ 1 infusion of Zeno at 750 mg once every 2 weeks, lack prior exposure to anti-HER3 targeting antibodies, and have ≥ 1 postbaseline response assessment or early discontinuation due to disease progression. The safety population will include all patients who received any trial treatment. The PK analysis population will include all patients who provide ≥ 1 evaluable PK concentration.

Sample size

Among patients with *NRG1*+ NSCLC, enrollment is planned to be limited to 100 patients. Enrollment of patients with *NRG1*+ PDAC is planned to be limited to 50 patients, and enrollment of patients with *NRG1*+ in other solid tumors into a basket cohort is planned to be limited to 100 patients across the various tumor types.

The eNRGy study in patients with *NRG1* fusions was designed to initially assess the presence of antitumor activity in patients with NSCLC, PDAC, or other tumor types, such as breast cancer and cholangiocarcinoma. The overall sample size was increased to a maximum of 250 patients to ensure a sufficient sample size to support a regulatory submission in NSCLC (to ensure at least 100 NSCLC patients previously treated with platinum-based combination), PDAC, and/or tumor agnostic setting, where a sufficient number of patients across multiple tumor types is expected to be treated to provide substantial evidence of effectiveness in a setting where a randomized trial will not be feasible.

Conclusion

Patients with advanced NRG1+ cancer have limited treatment options and suboptimal responses to conventional systemic treatment. The eNRGy trial will investigate the efficacy and safety of Zeno, a potential first-in-class IgG1 bispecific antibody targeting HER2 and HER3, in patients with NRG1+ cancer. Enrollment of patients with NRG1+ cancer began in September 2019 and, at the time of this publication, the eNRGy trial is still actively recruiting participants. Please refer to ClinicalTrials.gov (Identifier: NCT02912949), visit <https://nrg1.com/>, or call 1-833-NRG-1234 for more information.

Future perspective

Additional trials to detect the activity of Zeno in dysregulated HER3 signaling are ongoing (e.g., ClinicalTrials.gov Identifier: NCT05588609). Given the heterogeneity of *NRG1* gene fusions, it is likely that novel fusion partners will be detected and *NRG1* fusions will be identified in other solid tumors. With the broadening use of comprehensive molecular profiling (including RNA-based NGS) in clinical practice and incremental improvements in assay technology over time, the detection of driver alterations (including *NRG1* fusions) in clinical practice will continue to improve, providing the opportunity to match patients to targeted therapy. Identification of novel driver alterations and/or genetic signatures in advanced solid tumors will provide the opportunity for further development of targeted therapies.

Executive summary

- Neuregulin 1 (NRG1) is a ligand for HER2/HER3 signaling, which can promote the growth and development of epithelial, glial and muscle cells; chromosomal rearrangements can result in *NRG1* gene fusions, leading to dysregulated HER2/HER3 signaling.
- *NRG1* fusions can function as oncogenic drivers and are typically mutually exclusive of other common oncogenic drivers.

Background & rationale

- *NRG1* fusions have been described in numerous cancers, including non-small-cell lung cancer (NSCLC) and pancreatic ductal adenocarcinoma (PDAC).
- Although the incidence of cancers harboring *NRG1* fusions is relatively low, these cancers have limited therapeutic options.
- It has been shown that inhibiting HER2/HER3 signaling could provide therapeutic benefits to patients with NRG1+ cancer.
- Zenocutuzumab is a novel, bispecific IgG1 antibody that targets both HER2 and HER3 proteins and inhibits NRG1 binding through a 'Dock & Block®' mechanism of action.

eNRGy trial design & planned sample size

- The eNRGy trial is a phase I/II, open-label, multicenter trial exploring the safety, tolerability, pharmacokinetics, pharmacodynamics, immunogenicity and antitumor activity of zenocutuzumab in patients with NRG1+ NSCLC, PDAC, or other solid tumors.
- Planned enrollment in the eNRGy trial is approximately 100 patients with NRG1+ NSCLC, 50 patients with NRG1+ PDAC, and 100 patients with other NRG1+ solid tumors.
- The primary objective is to assess the magnitude of antitumor activity of zenocutuzumab, and the key secondary objective is to assess the durability of antitumor activity.

Conclusion

- The eNRGy trial will investigate the efficacy and safety of zenocutuzumab, a potential first-in-class IgG1 bispecific antibody targeting HER2/HER3, in patients with NRG1+ cancer.
- Enrollment of patients with NRG1+ cancer began in September 2019 and, at the time of this publication, the eNRGy trial is actively recruiting participants.

Author contributions

AM Schram: conceptualization, data curation, formal analysis, investigation, methodology, supervision, validation, writing – review & editing. D-W Kim: conceptualization, writing – review & editing. A Hollebecque: data curation, supervision, validation, writing – review & editing. K Nishino: resources, writing – review & editing. T Macarulla: conceptualization, investigation, methodology, validation, visualization, writing – review & editing. SY Rha: conceptualization, data curation, formal analysis, investigation, methodology, writing – review & editing. M Duruisseaux: validation, visualization, writing – review & editing. SV Liu: investigation, resources, writing – review & editing. M Najeeb Al Hallak: data curation, investigation, writing – review & editing. K Umamoto: writing – review & editing. C Wessler: conceptualization, investigation, writing – original draft, writing – review & editing. JM

Cleary: investigation, project administration, resources, writing – review & editing. C Springfield: writing – original draft, writing – review & editing. C Neuzillet: validation, writing – original draft, writing – review & editing. A Joe: writing – review & editing. S Jauhari: project administration, supervision, writing – original draft, writing – review & editing. J Ford: methodology, writing – review & editing. K Goto: investigation, writing – review & editing.

Financial disclosure

D-W Kim has received clinical trial research funding to his institution from Alpha Biopharma, Amgen, AstraZeneca/MedImmune, Boehringer Ingelheim, Bridge BioTherapeutics, Chong Keun Dang, Daiichi Sankyo, GSK, Hanmi Pharmaceutical, InnoN, IQVIA, Janssen, Merck, Merus, Mirati Therapeutics, MSD, Novartis, ONO Pharmaceutical, Pfizer, Roche/Genentech, Takeda, TP Therapeutics, Xcovery, and Yuhan; and received support for medical writing assistance from Amgen, AstraZeneca, Boehringer Ingelheim, Bridge BioTherapeutics, Chong Keun Dang, Daiichi Sankyo, GSK, Janssen, Merus, Mirati Therapeutics, MSD, Merck, Novartis, Pfizer, Roche, Takeda, and Yuhan. AM Schram has served on advisory boards for Relay Therapeutics, Mersana, and Merus; consulted for Blueprint Bio and Flagship Pioneering; served on steering committees for Merus and Pfizer; received research funding (paid to the institution) from AstraZeneca, ArQule, BeiGene/Springworks, Black Diamond Therapeutics, Elevation Oncology, Kura, Lilly, Merus, Northern Biologics, Pfizer, PMV Pharma, Relay, Repare Therapeutics, Revolution Medicine, and Surface Oncology; received food and beverage from PUMA and Repare Therapeutics; and acknowledges ASCO Conquer Cancer Foundation CDA, NCI P30CA008748 CCITLA, Cycle for Survival, Memorial Sloan Kettering Cancer Center Support Grant (P30 CA008748). A Hollebécque has financial interests (personal; invited speaker) in Servier, Incyte, and Eisai; financial interests (personal; advisory board) in Basilea, Taiho, Relay Therapeutics, QED Therapeutics, Debiopharm, MSD, and Boehringer Ingelheim; financial interests (institutional; funding) in Incyte; financial interests (institutional; research grant) in AstraZeneca; non-financial interests as the principal investigator of M19-345 for AbbVie; non-financial interests as the principal investigator of CO42216, WP42627, and CO40939 for Roche; non-financial interests as the principal investigator of MCLA-158 for Merus; non-financial interests as the principal investigator of SGNB6A for Seagen; non-financial interests as the principal investigator of TAS-120-202 for Taiho; non-financial interests as the principal investigator of Krystal-10 for Mirati; non-financial interests as the principal investigator of ADP-0033 for Adaptimmune; non-financial interests as the principal investigator of ACT16902 for Sanofi; non-financial interests as the principal investigator of C4201002 for Pfizer; non-financial interests as the principal investigator of RLY-4008 for Relay Therapeutics; non-financial interests as the principal investigator of CC-90011 for Celgene/BMS; non-financial interests as the principal investigator of Loxo-IDH for Loxo/Lilly; non-financial interests as the principal investigator of a trial for AstraZeneca; non-financial interests as the principal investigator of the SN-201 study for Sotio; non-financial interests as the principal investigator of Tropics-03 for Gilead; and non-financial interests as the principal investigator of BI1403 for Boehringer Ingelheim. K Nishino has received research support from Merus, AstraZeneca, Eli Lilly, Pfizer, Daiichi Sankyo, AbbVie, Taiho, Bayer, Takeda, ONO Pharmaceutical, Amgen, Eisai, Sanofi, Janssen, Novartis, Merck, Chugai, and MSD; and received personal fees (honoraria) from AstraZeneca, Eli Lilly Japan, Pfizer, Novartis, Merck, BMS, Chugai, Janssen, Roche Diagnostics, Nippon Kayaku, Nippon, and Boehringer Ingelheim. T Macarulla has served as a consultant or advisor for Amgen, Servier, Incyte, Sanofi, AstraZeneca, Taiho, Celgene, Boehringer Ingelheim, and Eisai; received research funding from Celgene, AstraZeneca, BeiGene, Incyte, and Loxo; and served as a speaker for AstraZeneca, Incyte, Servier Roche, and Eisai. SY Rha has nothing to disclose. M Duruisseaux has served as a member of an advisory council or committee for BMS, GSK, Sanofi, MSD, AstraZeneca, AbbVie, Takeda, Boehringer Ingelheim, Amgen, Guardant Health, and Pfizer; received consulting fees from Roche, BMS, MSD, AstraZeneca, AbbVie, Takeda, Boehringer Ingelheim, GamaMabs Pharma, and Pfizer; and received grants from Takeda, NanoString, Eli Lilly, and Blueprint Medicines. SV Liu serves as a paid consultant or advisor to AbbVie, Amgen, AstraZeneca, Boehringer Ingelheim, BMS, Catalyst, Daiichi Sankyo, Eisai, Elevation Oncology, Genentech/Roche, Gilead, Guardant Health, Janssen, Jazz Pharmaceuticals, Merck, Merus, Mirati, Novartis, Regeneron, Sanofi, Takeda, and Turning Point Therapeutics; and has received research grants (paid to institution) from Alkermes, Elevation Oncology, Genentech, Gilead, Merck, Merus, Nuvalent, RAPT, and Turning Point Therapeutics. M Najeeb Al Hallak has served on speakers bureaus for IPSEN, AstraZeneca, Guardant Health, and Seagen; received a \$354,000 U-Cancer VIVE grant to support a pancreatic cancer translational clinical trial in 2022; is a coinvestigator on 2 National Cancer Institute grants, each supporting 10% of his Wayne State University (WSU) salary (R37 MERIT Award R37CA215427-01A1 and 1R01CA240607-01A1); has helped on a multiple principal investigator grant to secure a fund of \$60,000 to support preclinical research at Dr Azmi's lab from a pharmaceutical company (Purple Biotech); is a coinvestigator on Michigan State University (MSU), 22-1056, and US Department of Defense, 22-1428, grants, each supports 5% of his WSU salary; is a coinvestigator on the nuclear imaging grant sponsored by the National Institute of Diabetes and Digestive and Kidney Diseases, 22-0865, which supports 5% of his WSU salary; and is a coinvestigator on the SPORE project, 22-0276, in collaboration with the University of Alabama–Birmingham, which will support 10% of his salary. K Umemoto has received honoraria from Taiho Pharmaceutical and Chugai Pharmaceutical. C Wessler has received honoraria from BMS, Roche, Lilly, AstraZeneca, Takeda, Novartis, GSK, MSD, Boehringer Ingelheim, and Novocure. JM Cleary receives research funding to his institution from Merus,

Roche, Servier, and BMS; receives research support from Merck, AstraZeneca, Esperas Pharma, Bayer, Tesaro, Arcus Biosciences, and Apexigen; has received honoraria for participating in advisory boards of Incyte and Blueprint Medicines; and has given educational talks sponsored by Bayer, Merck, AstraZeneca, and Genentech. C Springfield has received honoraria for advisory boards or lectures from AstraZeneca, Bayer, Eisai, Incyte, MSD, Roche, Servier, and Taiho. C Neuzillet has received honoraria and consulted for Amgen, AstraZeneca, Baxter, Bristol Myers Squibb, Fresenius Kabi, Incyte Biosciences, Merck, MSD, Mundipharma, Novartis, Nutricia, OSE Immunotherapeutics, Pierre Fabre, Roche, Sanofi, Servier, and Viatrix; and received research funding for clinical trials from AstraZeneca, Bristol Myers Squibb, Fresenius Kabi, Nutricia, OSE Immunotherapeutics, Roche, Servier, and Viatrix. A Joe, S Jauhari, and J Ford are employees of Merus. K Goto has received research funding (paid to institution) from Merus NV, Amgen Inc., Amgen K.K., Amgen Astellas BioPharma K.K., Bayer Yakuin Ltd, Boehringer Ingelheim Japan Inc., Bristol Myers Squibb K.K., Blueprint Medicines Corporation, Craif Inc., Daiichi Sankyo Co. Ltd, Eisai Co. Ltd, Eli Lilly Japan K.K., Haihe Biopharma Co. Ltd, Ignyta Inc., Janssen Pharmaceutical K.K., Kissei Pharmaceutical Co. Ltd, Kyowa Kirin Co. Ltd, Life Technologies Japan Ltd, Loxo Oncology Inc., LSI Medicine Corporation, Medical & Biological Laboratories Co. Ltd, Merck Biopharma Co. Ltd, MSD K.K., Novartis Pharma K.K., ONO Pharmaceutical Co. Ltd, Pfizer Japan Inc., Pfizer R&D Japan G.K., Precision Medicine Asia Co. Ltd, Riken Genesis Co. Ltd, Sumitomo Pharma Co. Ltd, Spectrum Pharmaceuticals Inc., Sysmex Corporation, Taiho Pharmaceutical Co. Ltd, Takeda Pharmaceutical Co. Ltd, Turning Point Therapeutics Inc., and Xcoo Inc.; received honoraria from Amgen Inc., Amgen K.K., Amoy Diagnostics Co. Ltd, AstraZeneca K.K., Bayer Healthcare Pharmaceuticals Inc., Bayer Yakuin Ltd, Boehringer Ingelheim Japan Inc., Blueprint Medicines Corporation, Daiichi Sankyo Co. Ltd, Eisai Co. Ltd, Eli Lilly Japan K.K., Guardant Health Inc., Haihe Biopharma Co. Ltd, Janssen Pharmaceutical K.K., Medpace Japan K.K., Merck Biopharma Co. Ltd, Nippon Kayaku Co. Ltd, Novartis Pharma K.K., ONO Pharmaceutical Co. Ltd, Otsuka Pharmaceutical Co. Ltd, Riken Genesis Co. Ltd, Taiho Pharmaceutical Co. Ltd, and Takeda Pharmaceutical Co. Ltd; and served on a data safety monitoring board or advisory board for Amgen Inc., Amgen K.K., Daiichi Sankyo Co. Ltd, and Eli Lilly Japan K.K. The authors have no other relevant affiliations or financial involvement with any organization or entity with a financial interest in or financial conflict with the subject matter or materials discussed in the manuscript apart from those disclosed.

Competing interests disclosure

D-W Kim reports uncompensated consultation or advisory role at Amgen, AstraZeneca, BMS/ONO Pharmaceutical, Daiichi Sankyo, GSK, Janssen, Merck, MSD, Oncobix, Pfizer, SK Biopharm, and Takeda. AM Schram reports serving on a Merus advisory board. All other authors have no other competing interests or relevant affiliations with any organization or entity with the subject matter or materials discussed in the manuscript apart from those disclosed.

Writing disclosure

Medical writing support was provided by Austin Horton, PhD, of Lumanity Communications Inc., and was funded by Merus NV.

Ethical conduct of research

The investigators have obtained appropriate institutional review board approval and have followed the principles outlined in the Declaration of Helsinki for all human experimental investigations. Written informed consent is required and has been obtained from the participants involved.

Open access

This work is licensed under the Attribution-NonCommercial-NoDerivatives 4.0 Unported License. To view a copy of this license, visit <http://creativecommons.org/licenses/by-nc-nd/4.0/>

References

Papers of special note have been highlighted as: ● of interest

1. Meyer D, Birchmeier C. Multiple essential functions of neuregulin in development. *Nature* 378(6555), 386–390 (1995).
2. Fernandez-Cuesta L, Plenker D, Osada H *et al.* CD74-NRG1 fusions in lung adenocarcinoma. *Cancer Discov.* 4(4), 415–422 (2014).
● **First report describing NRG1+ cancer in lung adenocarcinoma.**
3. Dhanasekaran SM, Balbin OA, Chen G *et al.* Transcriptome meta-analysis of lung cancer reveals recurrent aberrations in NRG1 and Hippo pathway genes. *Nat. Commun.* 5, 5893 (2014).
4. Werr L, Plenker D, Dammert MA *et al.* CD74-NRG1 fusions are oncogenic *in vivo* and induce therapeutically tractable ERBB2:ERBB3 heterodimerization. *Mol. Cancer Ther.* 21(5), 821–830 (2022).
5. Chang JC, Offin M, Falcon C *et al.* Comprehensive molecular and clinicopathologic analysis of 200 pulmonary invasive mucinous adenocarcinomas identifies distinct characteristics of molecular subtypes. *Clin. Cancer Res.* 27(14), 4066–4076 (2021).

6. Jonna S, Feldman RA, Swensen J *et al.* Detection of *NRG1* gene fusions in solid tumors. *Clin. Cancer Res.* 25(16), 4966–4972 (2019).
 - **Outlines the variety of fusion partners found in *NRG1*+ cancer.**
7. Jones MR, Williamson LM, Topham JT *et al.* *NRG1* gene fusions are recurrent, clinically actionable gene rearrangements in *KRAS* wild-type pancreatic ductal adenocarcinoma. *Clin. Cancer Res.* 25(15), 4674–4681 (2019).
 - **Provides evidence for *NRG1* gene fusions in pancreatic ductal adenocarcinoma.**
8. Murayama T, Nakaoku T, Enari M *et al.* Oncogenic fusion gene CD74-*NRG1* confers cancer stem cell-like properties in lung cancer through a IGF2 autocrine/paracrine circuit. *Cancer Res.* 76(4), 974–983 (2016).
9. Laskin J, Liu SV, Tolba K *et al.* *NRG1* fusion-driven tumors: biology, detection, and the therapeutic role of afatinib and other ErbB-targeting agents. *Ann. Oncol.* 31(12), 1693–1703 (2020).
10. Nagasaka M, Ou SI. *NRG1* and *NRG2* fusion positive solid tumor malignancies: a paradigm of ligand-fusion oncogenesis. *Trends Cancer.* 8(3), 242–258 (2022).
11. Benayed R, Offin M, Mullaney K *et al.* High yield of RNA sequencing for targetable kinase fusions in lung adenocarcinomas with no mitogenic driver alteration detected by DNA sequencing and low tumor mutation burden. *Clin. Cancer Res.* 25(15), 4712–4722 (2019).
12. Drilon A, Duruisseau M, Han JY *et al.* Clinicopathologic features and response to therapy of *NRG1* fusion-driven lung cancers: the eNRGy1 global multicenter registry. *J. Clin. Oncol.* 39(25), 2791–2802 (2021).
 - **Describes the eNRGy1 global multicenter registry that was established to characterize *NRG1*+ lung cancer.**
13. Geuijen CAW, De Nardis C, Maussang D *et al.* Unbiased combinatorial screening identifies a bispecific IgG1 that potently inhibits HER3 signaling via HER2-guided ligand blockade. *Cancer Cell.* 33(5), 922–936 (2018).
14. Schoeberl B, Pace EA, Fitzgerald JB *et al.* Therapeutically targeting ErbB3: a key node in ligand-induced activation of the ErbB receptor–PI3K axis. *Sci. Signal.* 2(77), ra31 (2009).
15. Thakkar D, Sancenon V, Taguiam MM *et al.* 10D1F, an anti-HER3 antibody that uniquely blocks the receptor heterodimerization interface, potently inhibits tumor growth across a broad panel of tumor models. *Mol. Cancer Ther.* 19(2), 490–501 (2020).
16. Nakaoku T, Tsuta K, Ichikawa H *et al.* Druggable oncogene fusions in invasive mucinous lung adenocarcinoma. *Clin. Cancer Res.* 20(12), 3087–3093 (2014).
17. Drilon A, Somwar R, Mangatt BP *et al.* Response to ERBB3-directed targeted therapy in *NRG1*-rearranged cancers. *Cancer Discov.* 8(6), 686–695 (2018).
18. Rosas D, Racz LE, Russo A, Rolfo C. Neuregulin 1 gene (*NRG1*). A potentially new targetable alteration for the treatment of lung cancer. *Cancers (Basel).* 13(20), 5038 (2021).
19. Schram AM, O'Reilly EM, O'Kane GM *et al.* Efficacy and safety of zenocutuzumab in advanced pancreas cancer and other solid tumors harboring *NRG1* fusions. *J. Clin. Oncol.* 39(Suppl. 15), 3003 (2021).
 - **Provides initial results from the phase II portion of the eNRGy trial and a global early access program that show zenocutuzumab as a promising novel targeted therapeutic option for patients with *NRG1*+ cancer.**
20. Liu SV, Feldman RA, Borghaei H *et al.* Incidence of neuregulin 1 (*NRG1*) gene fusions across tumor types. *J. Clin. Oncol.* 36(Suppl. 15), 12084 (2018).
21. Heining C, Horak P, Uhrig S *et al.* *NRG1* fusions in *KRAS* wild-type pancreatic cancer. *Cancer Discov.* 8(9), 1087–1095 (2018).
22. Knepper TC, Kim DW, Mauer E *et al.* Comparative analysis of the targetable landscape in *KRAS*-mutant and wild-type pancreatic adenocarcinoma. *J. Clin. Oncol.* 40(Suppl. 16), 4155 (2022).
23. Philip PA, Xiu J, Hall MJ *et al.* Enrichment of alterations in targetable molecular pathways in *KRAS* wild-type (WT) pancreatic cancer (PC). *J. Clin. Oncol.* 38(Suppl. 15), 4629 (2020).
24. Jones MR, Lim H, Shen Y *et al.* Successful targeting of the *NRG1* pathway indicates novel treatment strategy for metastatic cancer. *Ann. Oncol.* 28(12), 3092–3097 (2017).
25. Schram AM, Odintsov I, Espinosa-Cotton M *et al.* Zenocutuzumab, a HER2xHER3 bispecific antibody, is effective therapy for tumors driven by *NRG1* gene rearrangements. *Cancer Discov.* 12(5), 1233–1247 (2022).
 - **Demonstrates efficacy of zenocutuzumab in *in vivo* and *in vitro* *NRG1*+ cancer models and provides proof of concept for the global, multicenter phase I/II eNRGy trial.**
26. Gerlach J, Odintsov I, Schackmann R *et al.* Zenocutuzumab is an effective HER2/HER3 Biclomics[®] antibody in cancers with *NRG1* fusions. Presented at: Proceedings of the AACR-NCI-EORTC Virtual International Conference on Molecular Targets and Cancer Therapeutics. *Mol. Cancer Ther.* 20(Suppl. 12), P201 (2021).
27. Geuijen CAW, De Nardis C, Maussang D *et al.* Unbiased combinatorial screening identifies a bispecific IgG1 that potently inhibits HER3 signaling via HER2-guided ligand blockade. *Cancer Cell* 33(5), 922–936 (2018).